

PITTSBURGH STEELERS

MEDIA GUIDE



40th Anniversary

20
18



10th Anniversary

86TH SEASON



» Table of Contents

Media Information

- 2 2018 Steelers Schedule
- 3 2017 NFL Final Standings
- 4 2018 NFL Week-by-Week Schedule
- 6 Steelers Staff Directory
- 7 Important Dates
- 8 Steelers Ownership Group
- 9 Training Camp History
- 10 Heinz Field Fun Facts
- 11 Steelers Media Guidelines
- 18 Heinz Field Diagram
- 20 Steelers Community Relations Programs
- 25 Youth Football

Football Staff

- 28 Mike Tomlin Bio
- 31 Coaches/Scouts/Staff Bios

2017 Players

- 70 Veteran Bios
- 183 2018 Draft Picks
- 187 2018 Rookie Free Agents
- 196 Alphabetical Roster

2017 Season In Review

- 198 Final Regular Season Statistics
- 199 Final Postseason Statistics
- 200 Final Defensive/Special Teams Statistics
- 201 Attendance Figures
- 202 2017 Game Summaries
- 219 Starting Lineups
- 220 Season Highs

Steelers History

- 222 History of the Steelers/Timeline
- 231 Steelers Super Bowl Recaps
- 239 Steelers in the Hall of Fame
- 243 Hall of Honor
- 244 Steelers All-Time Uniforms
- 246 Steelers Postseason Experience
- 247 Steelers in the Postseason
- 249 Steelers/Opponent Longest Plays
- 251 Coldest/Warmest Games—Records at Heinz Field
- 252 Records/Attendance at Three Rivers Stadium
- 253 Monday/Thursday/Saturday/Sunday Night Results
- 255 Steelers Misc. Records
- 256 Steelers in Overtime
- 258 Biggest Wins/Losses
- 259 The Last Time
- 261 The Last Time (Postseason)
- 264 Division Playoff Races
- 269 Steelers Quarterback Records
- 270 Steelers Attendance Records
- 273 85 Years with the Steelers
- 283 Preseason Results
- 285 Steelers vs. Opponents
- 287 Steelers in the Pro Bowl
- 289 Steelers Honors and Awards
- 306 All-Time Roster
- 317 All-Time Jersey Numbers
- 327 All-Time Draft Picks

Steelers Records

- 344 All-Time Individual Leaders
- 356 Team Records
- 360 Year-by-Year First Downs
- 361 Year-by-Year Offensive/Defensive Statistics
- 363 Misc. Offensive/Defensive Statistics
- 365 Year-by-Year Leaders
- 375 100/300-Yard Performances
- 396 All-Time Cumulative Statistics

Photo Credits:

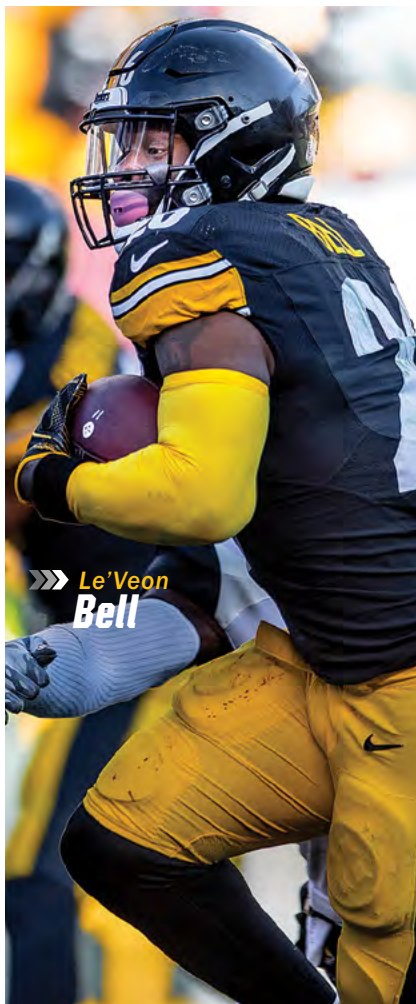
All photos Karl Roser/Mike Fabus/Arron Anastasia/Taylor Olsson/Pittsburgh Steelers except the following:

AP/Puskas: Heinz ketchup bottle page 10, Cowher page 221, Rooney & Greene page 230, Webster page 241. AP/Bohms: Holmes page 221, Three Rivers Stadium page 228. AP/Terrill: Bradshaw page 221. AP/NFL Photos: Art Rooney Sr. page 222, Harris page 224 & 258, Dungy page 226, Ham page 240. AP/Tomski: Joe Greene page 224, Bradshaw page 241. AP Photo: Three Rivers Stadium page 224, Swann page 225, Lambert page 225, Dan Rooney page 228, Harris page 231, McNally page 239. AP/Duncan: Swann page 225. AP/Schwane: Stallworth page 225. AP/Long: Webster page 225. AP/Mills: O'Donnell page 227. AP/Spinelli: Noll page 227, Butler page 307. AP/Drapkin: Bettis page 229. AP/Bazemore: Harrison page 229. AP/Terrill: Cowher page 229. AP/Biever: Bradshaw page 232. AP/Messerschmidt: Stallworth page 233, Lambert page 241, Stallworth page 242, Woodson page 242, Kevin Greene page 242, Webster page 265. AP/Trett: Steelers & Green Bay page 238, Polamalu page 321. AP/Stein: Art Rooney Sr. page 239. AP/Icon Sportswire: Bettis page 242. AP/Strohmeier: Spencer page 264. AP/Golub: Stewart page 265. AP/Lovance: Porter page 312.

Design: Actual Size



Steelers 2018 Schedule



Le'Veon Bell

Preseason

GAME 1		Thursday, Aug. 9 7:00 P.M. (KDKA-TV)	at	Philadelphia Eagles
GAME 2		Thursday, Aug. 16 8:00 P.M. (KDKA-TV)	at	Green Bay Packers
GAME 3		Saturday, Aug. 25 4:00 P.M. (KDKA-TV)		Tennessee Titans
GAME 4		Thursday, Aug. 30 7:30 P.M. (KDKA-TV)		Carolina Panthers

Regular Season

WEEK 1		Sunday, Sept. 9 1:00 P.M. (CBS/KDKA-TV)	at	Cleveland Browns
WEEK 2		Sunday, Sept. 16 1:00 P.M. (CBS/KDKA-TV)		Kansas City Chiefs
WEEK 3		Monday, Sept. 24 8:15 P.M. (ESPN/WTAE-TV)	at	Tampa Bay Buccaneers
WEEK 4		Sunday, Sept. 30 8:20 P.M. (NBC/WPXI-TV)		Baltimore Ravens
WEEK 5		Sunday, Oct. 7 1:00 P.M. (FOX/WPGH-TV)		Atlanta Falcons
WEEK 6		Sunday, Oct. 14 1:00 P.M. (CBS/KDKA-TV)	at	Cincinnati Bengals
WEEK 7		Sunday, Oct. 21 BYE		
WEEK 8		Sunday, Oct. 28 1:00 P.M. (CBS/KDKA-TV)		Cleveland Browns
WEEK 9		Sunday, Nov. 4 1:00 P.M. (CBS/KDKA-TV)	at	Baltimore Ravens
WEEK 10		Thursday, Nov. 8 8:20 PM (FOX/NFL NETWORK/ AMAZON/WPGH-TV)		Carolina Panthers
WEEK 11		Sunday, Nov. 18 8:20 PM (NBC/WPXI-TV)	at	Jacksonville Jaguars
WEEK 12		Sunday, Nov. 25 4:25 P.M. (CBS/KDKA-TV)	at	Denver Broncos
WEEK 13		Sunday, Dec. 2 1:00 P.M. (CBS/KDKA-TV)		Los Angeles Chargers
WEEK 14		Sunday, Dec. 9 8:20 P.M. (NBC/WPXI-TV)	at	Oakland Raiders
WEEK 15		Sunday, Dec. 16 4:25 P.M. (CBS/KDKA-TV)		New England Patriots
WEEK 16		Sunday, Dec. 23 4:25 P.M. (CBS/KDKA-TV)	at	New Orleans Saints
WEEK 17		Sunday, Dec. 30 1:00 P.M. (CBS/KDKA-TV)		Cincinnati Bengals

• Times and TV network may change due to flexible scheduling. All times are Eastern.

2017 Final Standings

American Football Conference						
East Division	W	L	T	Pct.	Pts	OP
New England ●	13	3	0	.813	458	296
Buffalo ●	9	7	0	.563	302	359
Miami	6	10	0	.375	281	393
N.Y. Jets	5	11	0	.313	298	382
North Division	W	L	T	Pct.	Pts	OP
Pittsburgh ●	13	3	0	.813	406	308
Baltimore	9	7	0	.563	395	303
Cincinnati	7	9	0	.438	290	349
Cleveland	0	16	0	.000	234	410
South Division	W	L	T	Pct.	Pts	OP
Jacksonville ●	10	6	0	.625	417	268
Tennessee ●	9	7	0	.563	334	356
Indianapolis	4	12	0	.250	263	404
Houston	4	12	0	.250	338	436
West Division	W	L	T	Pct.	Pts	OP
Kansas ●	10	6	0	.625	415	339
L.A. Chargers	9	7	0	.563	355	272
Oakland	6	10	0	.375	301	373
Denver	5	11	0	.313	289	382

● Clinched Wild Card ● Clinched Division ● Clinched Division and Home Field

National Football Conference						
East Division	W	L	T	Pct.	Pts	OP
Philadelphia ●	13	3	0	.813	457	295
Dallas	9	7	0	.563	354	332
Washington	7	9	0	.438	342	388
N.Y. Giants	3	13	0	.188	246	388
North Division	W	L	T	Pct.	Pts	OP
Minnesota ●	13	3	0	.813	382	252
Detroit	9	7	0	.563	410	376
Green Bay	7	9	0	.438	320	384
Chicago	5	11	0	.313	264	320
South Division	W	L	T	Pct.	Pts	OP
New Orleans ●	11	5	0	.688	448	326
Carolina ●	11	5	0	.688	363	327
Atlanta ●	10	6	0	.625	353	315
Tampa Bay	5	11	0	.313	335	382
West Division	W	L	T	Pct.	Pts	OP
L.A. Rams ●	11	5	0	.688	478	329
Seattle	9	7	0	.563	366	332
Arizona	8	8	0	.500	295	361
San Francisco	6	10	0	.375	331	383



Wild Card Weekend

Saturday, Jan. 6, 2018

- N** Atlanta Falcons 26, Los Angeles Rams 13
- A** Tennessee Titans 22, Kansas City Chiefs 21

Sunday, Jan. 7, 2018

- N** New Orleans Saints 31, Carolina Panthers 26
- A** Jacksonville Jaguars 10, Buffalo Bills 3

Divisional Playoffs

Saturday, Jan. 13, 2017

- N** Philadelphia Eagles 15, Atlanta Falcons 10
- A** New England Patriots 35, Tennessee Titans 14

Sunday, Jan. 14, 2017

- N** Minnesota Vikings 29, New Orleans Saints 24
- A** Jacksonville Jaguars 45, Pittsburgh Steelers 42

Conference Championships

Sunday, Jan. 22, 2017

- N** Philadelphia Eagles 38, Minnesota Vikings 7
- A** New England Patriots 24, Jacksonville Jaguars 20

2017 Pro Bowl

Sunday, Jan. 29, 2017

at Camping World Stadium in Orlando, Florida

AFC 24, NFC 23



Super Bowl 52

Sunday, Feb. 4, 2018

at U.S. Bank Stadium in Minneapolis, MN

Philadelphia Eagles 41, New England Patriots 33

2018 National Football League Schedule

Week 1

Thursday, September 6, 2018

Falcons at Eagles (Thu)	8:20
Sunday, September 9, 2018	
Bills at Ravens	1:00
Steelers at Browns	1:00
Bengals at Colts	1:00
Titans at Dolphins	1:00
49ers at Vikings	1:00
Texans at Patriots	1:00
Buccaneers at Saints	1:00
Jaguars at Giants	1:00
Chiefs at Chargers	4:05
Redskins at Cardinals	4:25
Cowboys at Panthers	4:25
Seahawks at Broncos	4:25
Bears at Packers	8:20
Monday, September 10, 2018	
Jets at Lions	7:10
Rams at Raiders	10:20

Week 2

Thursday, September 13, 2018

Ravens at Bengals	8:20
Sunday, September 16, 2018	
Panthers at Falcons	1:00
Chargers at Bills	1:00
Vikings at Packers	1:00
Browns at Saints	1:00
Dolphins at Jets	1:00
Chiefs at Steelers	1:00
Eagles at Buccaneers	1:00
Texans at Titans	1:00
Colts at Redskins	1:00
Cardinals at Rams	4:05
Lions at 49ers	4:05
Raiders at Broncos	4:25
Patriots at Jaguars	4:25
Giants at Cowboys	8:20
Monday, September 17, 2018	
Seahawks at Bears	8:15

Week 3

Thursday, September 20, 2018

Jets at Browns	8:20
Sunday, September 23, 2018	
Saints at Falcons	1:00
Broncos at Ravens	1:00
Bengals at Panthers	1:00
Giants at Texans	1:00
Titans at Jaguars	1:00
49ers at Chiefs	1:00
Raiders at Dolphins	1:00
Bills at Vikings	1:00
Colts at Eagles	1:00
Packers at Redskins	1:00
Chargers at Rams	4:05
Bears at Cardinals	4:25
Cowboys at Seahawks	4:25
Patriots at Lions	8:20
Monday, September 24, 2018	
Steelers at Buccaneers	8:15

Week 4

Thursday, September 27, 2018

Vikings at Rams	8:20
Sunday, September 30, 2018	
Bengals at Falcons	1:00
Buccaneers at Bears	1:00
Lions at Cowboys	1:00
Bills at Packers	1:00
Texans at Colts	1:00
Jets at Jaguars	1:00
Dolphins at Patriots	1:00
Eagles at Titans	1:00
Seahawks at Cardinals	4:05
Browns at Raiders	4:05
49ers at Chargers	4:25
Saints at Giants	4:25
Ravens at Steelers	8:20
Monday, October 1, 2018	
Chiefs at Broncos	8:15

Week 4: Byes: Panthers, Redskins

Week 5

Thursday, October 4, 2018

Colts at Patriots	8:20
Sunday, October 7, 2018	
Titans at Bills	1:00
Giants at Panthers	1:00
Dolphins at Bengals	1:00
Ravens at Browns	1:00
Packers at Lions	1:00
Jaguars at Chiefs	1:00
Broncos at Jets	1:00
Falcons at Steelers	1:00
Raiders at Chargers	4:05
Vikings at Eagles	4:25
Cardinals at 49ers	4:25
Rams at Seahawks	4:25
Cowboys at Texans	8:20
Monday, October 8, 2018	
Redskins at Saints	8:15

Week 5: Byes: Bears, Buccaneers

Week 6

Thursday, October 11, 2018

Eagles at Giants	8:20
Sunday, October 14, 2018	
Buccaneers at Falcons	1:00
Steelers at Bengals	1:00
Chargers at Browns	1:00
Bills at Texans	1:00
Bears at Dolphins	1:00
Cardinals at Vikings	1:00
Colts at Jets	1:00
Seahawks at Raiders (London)	1:00
Panthers at Redskins	1:00
Rams at Broncos	4:05
Jaguars at Cowboys	4:25
Ravens at Titans	4:25
Chiefs at Patriots	8:20
Monday, October 15, 2018	
49ers at Packers	8:15

Week 6: Byes: Lions, Saints

Week 7

Thursday, October 18, 2018

Broncos at Cardinals	8:20
Sunday, October 21, 2018	
Titans at Chargers (London)	9:30a
Patriots at Bears	1:00
Bills at Colts	1:00
Texans at Jaguars	1:00
Bengals at Chiefs	1:00
Lions at Dolphins	1:00
Vikings at Jets	1:00
Panthers at Eagles	1:00
Browns at Buccaneers	1:00
Saints at Ravens	4:05
Cowboys at Redskins	4:25
Rams at 49ers	8:20
Monday, October 22, 2018	
Giants at Falcons	8:15

Week 7: Byes: Packers, Raiders, Steelers, Seahawks

Week 8

Thursday, October 25, 2018

Dolphins at Texans	8:20
Sunday, October 28, 2018	
Eagles at Jaguars (London)	9:30a
Ravens at Panthers	1:00
Jets at Bears	1:00
Buccaneers at Bengals	1:00
Seahawks at Lions	1:00
Broncos at Chiefs	1:00
Redskins at Giants	1:00
Browns at Steelers	1:00
Colts at Raiders	4:05
49ers at Cardinals	4:25
Packers at Rams	4:25
Saints at Vikings	8:20
Monday, October 29, 2018	
Patriots at Bills	8:15

Week 8: Byes: Falcons, Cowboys, Chargers, Titans

Week 9

Thursday, November 1, 2018

Raiders at 49ers	8:20
Sunday, November 4, 2018	
Steelers at Ravens	1:00
Bears at Bills	1:00
Buccaneers at Panthers	1:00
Chiefs at Browns	1:00
Jets at Dolphins	1:00
Lions at Vikings	1:00
Falcons at Redskins	1:00
Texans at Broncos	4:05
Chargers at Seahawks	4:05
Rams at Saints	4:25
Packers at Patriots	8:20
Monday, November 5, 2018	
Titans at Cowboys	8:15

Week 9: Byes: Cardinals, Bengals, Colts, Jaguars, Giants, Eagles

2018 National Football League Schedule

Week 10

Thursday, November 8, 2018	
Panthers at Steelers	8:20
Sunday, November 11, 2018	
Lions at Bears	1:00
Saints at Bengals	1:00
Falcons at Browns	1:00
Dolphins at Packers	1:00
Jaguars at Colts	1:00
Cardinals at Chiefs	1:00
Bills at Jets	1:00
Redskins at Buccaneers	1:00
Patriots at Titans	1:00
Chargers at Raiders	4:05
Seahawks at Rams	4:25
Cowboys at Eagles	8:20

Monday, November 12, 2018
Giants at 49ers 8:15
Week 10: Byes: Ravens, Broncos, Texans, Vikings

Week 11

Thursday, November 15, 2018	
Packers at Seahawks	8:20
Sunday, November 18, 2018	
Cowboys at Falcons	1:00
Bengals at Ravens	1:00
Vikings at Bears	1:00
Panthers at Lions	1:00
Titans at Colts	1:00
Eagles at Saints	1:00
Buccaneers at Giants	1:00
Texans at Redskins	1:00
Raiders at Cardinals	4:05
Broncos at Chargers	4:05
Steelers at Jaguars	8:20

Monday, November 19, 2018
Chiefs at Rams (Mexico City) 8:15
Week 11: Byes: Bills, Browns, Dolphins, Patriots, Jets, 49ers

Week 12

Thursday, November 22, 2018	
Bears at Lions	12:30
Redskins at Cowboys	4:30
Falcons at Saints	8:20
Sunday, November 25, 2018	
Raiders at Ravens	1:00
Jaguars at Bills	1:00
Seahawks at Panthers	1:00
Browns at Bengals	1:00
Dolphins at Colts	1:00
Patriots at Jets	1:00
Giants at Eagles	1:00
49ers at Buccaneers	1:00
Cardinals at Chargers	4:05
Steelers at Broncos	4:25
Packers at Vikings	8:20

Monday, November 26, 2018
Titans at Texans 8:15
Week 12: Byes: Chiefs, Rams

Week 13

Thursday, November 29, 2018	
Saints at Cowboys	8:20
Sunday, December 2, 2018	
Ravens at Falcons	1:00
Broncos at Bengals	1:00
Rams at Lions	1:00
Cardinals at Packers	1:00
Browns at Texans	1:00
Colts at Jaguars	1:00
Bills at Dolphins	1:00
Bears at Giants	1:00
Chargers at Steelers	1:00
Panthers at Buccaneers	1:00
Chiefs at Raiders	4:05
Jets at Titans	4:05
Vikings at Patriots	4:25
49ers at Seahawks	8:20

Monday, December 3, 2018
Redskins at Eagles 8:15

Week 14

Thursday, December 6, 2018	
Jaguars at Titans	8:20
Sunday, December 9, 2018	
Jets at Bills	1:00
Rams at Bears	1:00
Panthers at Browns	1:00
Falcons at Packers	1:00
Colts at Texans	1:00
Ravens at Chiefs	1:00
Patriots at Dolphins	1:00
Saints at Buccaneers	1:00
Giants at Redskins	1:00
Bengals at Chargers	4:05
Broncos at 49ers	4:05
Lions at Cardinals	4:25
Eagles at Cowboys	4:25
Steelers at Raiders	8:20

Monday, December 10, 2018
Vikings at Seahawks 8:15

Week 15

Thursday, December 13, 2018	
Chargers at Chiefs	8:20
Saturday, December 15, 2018	
Texans at Jets	TBD
Browns at Broncos	TBD
Sunday, December 16, 2018	
Cardinals at Falcons	1:00
Buccaneers at Ravens	1:00
Lions at Bills	1:00
Packers at Bears	1:00
Raiders at Bengals	1:00
Cowboys at Colts	1:00
Redskins at Jaguars	1:00
Dolphins at Vikings	1:00
Titans at Giants	1:00
Seahawks at 49ers	4:05
Patriots at Steelers	4:25
Eagles at Rams	8:20

Monday, December 17, 2018
Saints at Panthers 8:15

Week 16

Saturday, December 22, 2018	
TBD 4:30	
TBD 8:20	
Network, Date & Time TBD	
Giants at Colts	TBD
Ravens at Chargers	TBD
Jaguars at Dolphins	TBD
Redskins at Titans	TBD

Sunday, December 23, 2018	
Falcons at Panthers	1:00
Bengals at Browns	1:00
Buccaneers at Cowboys	1:00
Vikings at Lions	1:00
Bills at Patriots	1:00
Packers at Jets	1:00
Texans at Eagles	1:00
Rams at Cardinals	4:05
Bears at 49ers	4:05
Steelers at Saints	4:25
Chiefs at Seahawks	8:20

Monday, December 24, 2018
Broncos at Raiders 8:15

Week 17

Sunday, December 30, 2018	
Browns at Ravens	1:00
Dolphins at Bills	1:00
Lions at Packers	1:00
Jaguars at Texans	1:00
Raiders at Chiefs	1:00
Bears at Vikings	1:00
Jets at Patriots	1:00
Panthers at Saints	1:00
Cowboys at Giants	1:00
Bengals at Steelers	1:00
Falcons at Buccaneers	1:00
Colts at Titans	1:00
Eagles at Redskins	1:00
Chargers at Broncos	4:25
49ers at Rams	4:25
Cardinals at Seahawks	4:25

Steelers Staff Directory

UPMC Rooney Sports Complex

3400 South Water Street
Pittsburgh, PA 15203
Phone: 412-432-7800



Administration

Arthur J. Rooney II, President
Arthur J. Rooney Jr., Vice President
Diane Lowe, Administrative Assistant
Connie Zelinsky, Administrative Assistant

Coaching

Mike Tomlin, Head Coach
John Mitchell, Assistant Head Coach
Randy Fichtner, Offensive Coordinator/
Quarterbacks Coach
Keith Butler, Defensive Coordinator
Danny Smith, Special Teams Coordinator
James Daniel, Tight Ends Coach
Tom Bradley, Defensive Backs Coach
Darryl Drake, Wide Receivers Coach
Karl Dunbar, Defensive Line Coach
Mike Munchak, Offensive Line Coach
Jerry Olsavsky, Inside Linebackers Coach
Joey Porter, Outside Linebackers Coach
James Saxon, Running Backs Coach
Shaun Sarrett, Assistant Offensive
Line Coach
Denzel Martin, Coaching Assistant
Blaine Stewart, Coaching Assistant
Matt Symmes, Coaching Assistant
Garrett Glemont, Conditioning Coordinator
Marcel Pastoor, Conditioning Assistant
Rodain Delus, Strength &
Conditioning Intern
Terry Cousin, Player Engagement
Coordinator
Chrissy Bulger, Administrative Assistant
Mia Daudet, Administrative Assistant

Football Operations

Kevin Colbert, Vice President &
General Manager
Omar Khan, Vice President of Football &
Business Administration
Dan Rooney Jr., Player Personnel
Coordinator
Brandon Hunt, Pro Scouting Coordinator
Phil Kreidler, College Scouting Coordinator
Rick Reiprish, Senior Assistant,
College Scouting
Mark Bruener, College Scout
Mike Butler, College Scout
Dan Colbert, College/Pro Scout
Kelvin Fisher, Scout
Mark Gorscak, College Scout
Chidi Iwuoma, BLESTO Scout
Bruce McNorton, College Scout

Dave Petett, Pro/College Scout
Samir Suleiman, Football Administration
Coordinator
Karim Kassam, Analytics & Football
Research Coordinator
Maureen Mannion, Administrative
Assistant
Dennis Macinnis, Scouting Intern

Communications

Burt Lauten, Director of Communications
Dominick Rinelli, Public Relations/
Media Manager
Angela Tegnella, Public Relations Assistant
Joe Lofton, Public Relations Intern

Football Equipment

Rodgers Freyvogel, Equipment Manager
Patrick Noone, Field Manager/Assistant
Equipment Manager
Adam Regan, Equipment/Field Assistant
Derek Rinehart, Equipment Intern
Adam Taylor, Equipment Intern

Video

Bob McCartney, Director of Video &
Facilities
Andy Lizanich, Assistant Director of Video
Todd Lewis, Video Assistant
Kory Hartbauer, Video Assistant

Athletic Training

John Norwig, Head Athletic Trainer
Jon Andino, Assistant Athletic Trainer/
Physical Therapist
Sonia Ruef, Assistant Athletic Trainer
Daveon Lee, Assistant Athletic Trainer

Medical

James P. Bradley, M.D., Orthopedic Surgery
Mark Duca, M.D., Internal Medicine
Joseph Maroon, M.D., Neurosurgery
Craig Mauro, M.D., Orthopedic Surgery
Tony Yates, M.D., Internal Medicine

Business Office

Mark Hart, Vice President of Planning &
Development
Bob Tyler, Vice President of Finance
Jodie Spagnoli, Controller
Kelly Serafin, Payroll/Benefits Coordinator
Jody Lubawski, Stadium Accounting
Manager
Barbara Snyder, Stadium Payroll
Coordinator

Jacob Bettwy, Merchandise Accounting
Manager
Klavin Boyd, Senior Accountant/Analyst
Colleen Kimmel, Accounts Payable
Specialist
Jenny Shaeffer, Human Resources Manager
Dan Ferens, Business Administration
Shaw Sunder, Receptionist
Emily Hamel, Front Office Intern
Jerry Langan, Stationary Engineer
Patrick Macintyre, Security Supervisor

Information Technology

Scott Phelps, Vice President of Technology
Jon Pugliano, Business & Football
Systems Manager
Craig Pelat, Network & Security Manager
Scott Graham, Front End Solutions
Coordinator
Richard Hillinski, Systems Engineer
Dan McConnell, Network & Security
Engineer
Joe Veltri, Applications Developer
Alex Goldman, IT Intern

Digital, Broadcast and Gameday Content

Reagan Berube, Director of Content
Jeff Brown, Digital Media Manager
Zach Galia, Social Media Coordinator
Kyle Kron, Digital/Social Media Coordinator
Stephen Finerty, Executive Producer
Christopher Burns, Game Day Producer
Brian Tirpak, Video Production Manager
Emile Khoury, Video Producer
Gerard Schaefer, Video Producer
Alec Balencicaga, Video Producer
Jason Pischke, Media Production Specialist
Missi Matthews, Steelers.com/
Steelers TV Reporter
Bob Labriola, Editor Steelers Digest/
Contributor Steelers.com
Teresa Varley, Assistant Editor Steelers
Digest/Contributor Steelers.com
Karl Roser, Team Photographer
Meghan Loder, Social Media Intern
Shon Meade, Media Production Intern
Rebecca Mehling, Photography Intern
Maria Rodriguez, Spanish Content Intern
Matt DeVito, Video/Production Intern
Community Relations
Jaime Greenwald, Manager of Community
Relations
Stacie Lawrence, Administrative Assistant

Steelers Staff Directory

Heinz Field

100 Art Rooney Avenue
Pittsburgh, PA 15212
Phone: 412-697-7700

**One North Shore Place**

358 North Shore Drive Suite 200,
Pittsburgh, PA 15212
Phone: 412-697-7777

Sales and Marketing

Ryan Huzjak, Vice President Sales & Marketing
A.J. Poole, Director of Corporate Partnerships & Activation
Tim Post, Corporate Partnerships Manager
Chris Hart, Corporate Partnerships Manager
Melanie Harris, Business Analytics Manager
Marie Zeitler, Partnership Activation Manager
Amy Ranallo, Partnership Activation Manager
Chelsea Zahn, Partnership Activation Specialist
Leah Scattergood, Partnership Coordinator
Amy Regan, Partnership Administrator
Rick Giugliano, Director of Marketing & Events
John Simpson, Event Marketing Manager
Mike Marchinsky, Youth & High School Football Marketing Manager
Lynne Molyneaux, Alumni Relations Manager
Jonathan Mancuso, Marketing Coordinator
Shelby Petersen, Administrative Assistant
Brandon Artman, Marketing Intern
Matt Walker, Partnership Activation Intern

Steelers Nation Unite

Suzanne Guzzo, Director of Steelers Nation Unite
Nora Papp, Steelers Nation Unite Program Manager
Mike Hustava, Steelers Nation Unite Marketing Coordinator
Lindsey Spirk, Steelers Nation Unite Community Management Specialist

Ticket Operations

Ben Lentz, Director of Ticket Operations
Chris McMurtrie, Ticket Office Services Specialist
Rami Qarooni, Ticket Operations Assistant

Ticket Sales

Kristen Lewandowski, Director of Ticket & Premium Seating Sales & Retention
Brandon Wrobel, Premium Seating Account Executive
Rebecca Burkhardt, Ticket Sales & Retention Account Executive
Caitlyn Cossu, Ticket Sales & Retention Account Executive

Stadium Operations

Jim Sacco, Vice President of Stadium Operations & Management
Rob Thompson, Director of Stadium Event Operations
Travis Baker, Director of Guest Experience

Mary Malanos, Manager of Guest Experience & Tours
Nick Sero, Corporate Communications Manager
Greg Hoyer, Stadium Event Operations Manager
Gina Vilsack, Operations Intern
Dave Steiner, Audio/Video Manager
Kevin Fleming, Audio/Video Technician
Cayce Little Pastoor, Director of Club Events & Operations
Meghan McCabe, Club Events Manager
Taylor Goodman, Club Events Manager
Brian Opacic, Director of Facilities
Steve Eyerman, Facilities Manager
Chris Ecton, Sports Turf Operations Manager
John Fox, Playing Surface Staff
Andy Lipinski, Playing Surface Staff
Bill Ellinger, Playing Surface Staff
Tim Williams, Director of Stadium Security
John Wodarek, Event Operations
Dixie Smith, Luxury Suite Manager
Heidi Edwards, Project Coordinator
Brian Delany, Project Assistant Intern
Jessi Sabatini, Administrative Assistant
Geneva Jordan, Receptionist

Merchandising and eCommerce

John Wolfe, Director of Merchandising and eCommerce
Tim Carey, Director of Merchandise Operations
Quintin Lovicks, Lead Web Developer
Emily Bensko, Merchandise Planning Manager
Lindsay Ebken, Apparel Merchandise Manager
Megan Stepnoski, Apparel Assistant Manager
Robb Gedrys, Division Manager – Store Operations & Special Projects
Gina Falola, eCommerce Site Marketing & Merchandise Manager
Stephanie Beck, Fulfillment & Logistics Manager
Mackenzie Yoho, Fulfillment & Logistics Intern
Brian Roglerio, Manager of Replenishment
Sam Roglerio, Merchandising Manager of Novelties & Stadium
Janice O'Toole, Assistant Merchandising Manager of Novelties & Stadium
Jim Moon, Allocation Manager, Warehouse & Designated Categories
Mark Byrnes, Warehouse Manager
George Beck, Assistant Warehouse Manager
Renae McNabb, Administrative Assistant
Ron Curtis, Steelers Authentic & Memorabilia Manager

Sheryl Speer, Accounts Payable – Purchasing
Abigail Oxenreiter, Digital Commerce Production Coordinator
Halle Girgash, Digital Commerce Intern
Mike Murphy, Creative Services Manager
Brittany Zeman, Email Marketing Manager
Cait Grieco, Email Specialist
Mark Cancellia, Visual Designer, Digital Commerce
Alexandra Meier, Administrative Assistant

Stores

GROVE CITY PREMIUM OUTLETS
Susan Kalafut, Store Manager
Debbi Gabler, Store Assistant Manager
SOUTH HILLS VILLAGE
Courtney Duzyk, Store Manager
Lauren Fisher, Store Assistant Manager
TANGER OUTLETS
Corey Flannagan, Store Manager
Dustin Obuchowski, Store Assistant Manager
PETERSEN EVENTS CENTER
Michelle Redinger, Manager
HEINZ FIELD

Important Dates

July 25
Team reports to Training Camp
Aug. 9
Preseason game at Philadelphia
Aug. 16
Preseason game at Green Bay
Aug. 19
Family Fest at Heinz Field
Aug. 25
Preseason game vs. Tennessee
Aug. 30
Preseason game vs. Carolina
Sept. 1
Clubs must reduce rosters to a maximum of 53 players on the Active/Inactive List
Sept. 2
Clubs may establish a Practice Squad of 10 players
Sept. 6-10
NFL Kickoff Weekend 2018
Sept. 9
Regular-season opener at Cleveland
Jan. 5-6
Wild Card Playoffs
Jan. 12-13
Divisional Playoffs
Jan. 20
AFC and NFC Championship Games
Jan. 27
NFL Pro Bowl, Orlando, Florida
Feb. 3
Super Bowl LIII, Atlanta, Georgia

Pittsburgh Steelers *Ownership Group*



Art Rooney II



Rob Citrone



Paul Evanson



Jack McGinley



Larry Paul



Stephen Paul



Bruce Rauner



Art Rooney, Jr.



Brian Rooney



Dan Rooney Jr.



John Rooney



Paul Sams



John Stallworth



Benjamin Statler



Scott Swank



Thomas Tull



Peter Varischetti



Mike Wilkins



»» Training Camp **History**



The Steelers have held their annual training camp at several locations throughout club history before settling on their current camp home at Saint Vincent College. The 2018 season marks the 53rd consecutive year that the Steelers have held their preseason training camp in Latrobe, Pa. The Steelers' 53-year tenure at Saint Vincent College ranks second (tied with Minnesota) in the NFL for training camp longevity, trailing only the Green Bay Packers, who have held their preseason camp at St. Norbert College in DePere, Wisc., for 60 years. The final two weeks of the Steelers' 1966 training camp were held at Saint Vincent College after beginning camp at the University of Rhode Island.

The Steelers first full camp at Saint Vincent College took place in 1967.

The following is a complete list of places where the Pittsburgh Steelers have held their training camps, along with the years they were there:

LOCATION	YEARS
Moore Field (<i>Pittsburgh, Pa.</i>)	1933-37
St. Francis College (<i>Loretto, Pa.</i>)	1938-40
Hershey, Pa.	1941-42, 1945-46
Philadelphia, Pa.	1943
Waukesha, Wisc.	1944
Alliance College (<i>Cambridge Springs, Pa.</i>)	1947-51
St. Bonaventure College (<i>Allegany, N.Y.</i>)	1952-57
California State Teachers College (<i>California, Pa.</i>)	1958-60
Slippery Rock College (<i>Slippery Rock, Pa.</i>)	1961
West Liberty College (<i>Wheeling, W. Va.</i>)	1962-63
University of Rhode Island (<i>Kingston, R.I.</i>)	1964-66
Saint Vincent College (<i>Latrobe, Pa.</i>)	1966-Present

Heinz Field *Fun Facts*



Owner: Sports and Exhibition Authority of Pittsburgh and Allegheny County

Developer: Pittsburgh Steelers

Tenants: Pittsburgh Steelers, University of Pittsburgh

Architect: HOK Sports

Construction Manager: Hunt Construction Group/Mascaro (A Joint Venture)

Ground Breaking: June 18, 1999

Square Footage: 1.49 million square feet

Seating Capacity: 68,400 seats

Club Seating: 8,610 seats

Suites: 136

Club Lounges: 3 — UPMC Club & Club West approximately 45,000 square feet, Champions Club 20,000 square feet.

Restrooms: 25 women's, 25 men's and 8 family.

Concessions: 44 stands and 57 portables.

Merchandise: 15 Novelty Locations, 6 Gift Shops, 5 Program Stands and 4 Merchandise Locations.

Locker Rooms: Steelers' locker room is 6,000 square feet, Panthers' locker room is 4,600 square feet and both visiting locker rooms are 2,600 square feet.

Scoreboards: Heinz Field has two Daktronics HD LED video boards. The video board in the south end zone, updated prior to the 2017 season, increased 45% in size to 41 x 123. During the 2014 offseason a 35 x 72 foot video board was installed in the northwest corner of the stadium. The board features a 13HD pixel layout and gives fans that had a limited view of the main Daktronics board in the south end a perfect vantage point.

Television Sets: 650

Playing Surface: The turf is a blend of four varieties of Kentucky Bluegrass, covering just over two acres. The soil is a twelve inch, sand-based root zone, meeting USGA specifications for particle size. Under the root zone approximately 40 miles of ¾ inch piping heat the soil. Below the heating system there is a four inch layer of pea gravel which contains drain pipes that empty into a 22-inch collector pipe surrounding the perimeter of the field.

Sight Lines: 60 feet from sideline to first row and 25 feet from end zone to first row.

Escalators: 5

Elevators: 7 Passenger and 2 Freight

Pedestrian Ramps: 4

FedEx Great Hall: Located on the ground level of the East side of Heinz Field. The FedEx Great Hall is home to Pittsburgh Steelers and University of Pittsburgh memorabilia, Hall of Fame artifacts, Quaker Steak & Lube and Primanti Brothers.

High School Murals: Throughout Heinz Field there are 60 murals from area high schools that have won a WPIAL or City League Football Championship.

WPIAL Champions at Heinz Field: Opened for the 2014 season, the display honors every WPIAL Champion since 2001, the first year of Heinz Field.

South Plaza Expansion: An additional 2,633 seats were added to Heinz Field prior to the start of the 2015 season. The new seats are a mixture of general reserved seating, club seating and an additional five suites. The South Plaza also offers three new premium concessions, Burgatory, "Mac N'at" and Papa John's Pizza.

HEINZ KETCHUP

BOTTLES FACTS The bottles are exact replicas—down to the embossed "57" on the bottle's neck—of the Heinz Ketchup 14 ounce glass bottle. Each bottle includes 8,000 pounds of fiberglass, 375 feet of neon tubing and 20,500 light-emitting diodes (LEDs). Each Heinz Ketchup Bottle measures 35 feet X 9 feet and each weighs 8,000 pounds, both totaling 16,000 pounds, the equivalent of 53—300 pound NFL linemen. If the Heinz Ketchup bottles were filled with Heinz Ketchup, they would contain 1,664,000 fluid ounces each. That is enough to give each person seated at Heinz Field at least one 14-ounce bottle of ketchup to take home. If both bottles were emptied, the entire football field would be covered in 3/4 of an inch of ketchup. Approximately 4,500 footballs could fit into each scoreboard ketchup bottle.



Pittsburgh Steelers *Media Guidelines*

Media Relations Staff

Burt Lauten, Director of Communications
Dominick Rinelli, Public Relations/Media Manager
Angela Tegnella, Public Relations Assistant
Joe Lofton, Public Relations Intern

Media Relations Contact Information

During the Week

Direct—(412) 432-7820

Main—(412) 432-7800

Fax—(412) 432-7878

Game Day (Heinz Field)

Press Box—(412) 697-7198

Media Workroom—(412) 697-7700, x-6530

Press Box Fax—(412) 697-7125

Media-Only Site

The Steelers' Media Relations department offers a "Media-Only" section on the team's website, www.steelers.com. This service enables registered media to view the media guide, necessary game releases, stats, rosters, injury reports, quotes and much more, including media policies and information about Heinz Field. Media members must also utilize this site to apply for game credentials. To register for this service:

Go to www.steelers.com and click on News on the top navigation bar. Media-Only Access will be the last option on the drop down bar. Click on it and register. Once your registration is approved you will receive an automated email.

You can also go directly to <http://members.steelers.com/> to register. If you have any problems, please email Teresa Varley at varleyt@steelers.nfl.com.

The Steelers reserve the right to deny access at the team's discretion to the Media-Only portion of the club's website.

Press Information

All Steelers press releases and media advisories are posted on the Communications' department Twitter account - @SteelersPR. The team's weekly media packets are distributed via email and are posted on the team's Media site - www.steelers.com/media-relations/. Please see the above guidelines to register for the Steelers' Media-Only site.

Please contact Steelers Media Relations to be added to the team's email distribution list for all press releases and media advisories.

Media can access the latest league press information by visiting the NFL's media site at www.nflmedia.com. The NFL's official website address is www.nfl.com.

Additional NFL news and labor-related information can be found at www.nflabor.com.

Driving Directions

Directions To Heinz Field From Airport

- Merge onto I-376 E toward Pittsburgh/Turnpike East/I-79.
- I-376 East becomes I-279 North.
- Continue on I-279 and take exit 1B on the left toward North Shore.
- Turn slight left onto Reedsdale Street.
- Left onto Allegheny Avenue, which becomes North Shore Drive.
- Follow North Shore Drive, which circles Heinz Field.

Directions To Airport From Heinz Field

- Head South on Art Rooney Avenue toward W General Robinson Street.
- Turn Left onto W General Robinson Street.
- Turn Left onto Tony Dorsett Drive.
- Turn left onto Reedsdale Street and merge onto I-279 South toward I-376 East/Fort Pitt Bridge/Airport/Monroeville.
- Continue on I-279 South and it becomes I-376 West.
- Take PA-576-TPKE E exit, EXIT 6, toward US-22/Airport.
- Take exit, US 22 West toward Airport.

Pittsburgh Steelers *Media Guidelines*

Directions To Steelers Practice Facility From Airport

- Take Route 60 South toward Pittsburgh, which turns into I-279 North.
- Follow I-279 North through Fort Pitt Tunnel. Get in right lane before entering tunnel.
- Exit tunnel and follow sign toward 376 East/Monroeville.
- Get in left lane and exit left at Grant Street exit (it will be your first exit).
- Go through light and make first right turn at next light onto First Avenue.
- Make second left turn onto “B” Street.
- Make first right turn onto Second Avenue.
- Follow Second Avenue past Tenth Street Bridge, and all the way to the Hot Metal Bridge (29th Street).
- Turn right onto Hot Metal Street/29th Street and cross the Hot Metal Bridge.
- At the end of the bridge make an immediate left at the first light onto South Water Street.
- The Steelers offices are located in the fourth building on the right.

Directions To Airport From Steelers Practice Facility

- Turn left out of parking lot and go to first light.
- Turn right at light and cross Hot Metal Bridge.
- Turn left at light onto Second Avenue.
- Follow Second Avenue past 10th Street Bridge (on left) and Armstrong Tunnels (on right).
- Continue past next light and make a left on “B” Street.
- Make first right onto First Avenue and continue two blocks to light.
- Turn left onto Grant Street and stay in left lane.
- Follow signs toward I-279 South/Fort Pitt Tunnel/Airport.
- Go through Fort Pitt Tunnel and continue on I-279 South and it will turn into US 22 West/US 30 West.
- Take US 22 West toward Airport.

Directions To Steelers Training Camp From Pittsburgh (West)

- Follow I-376 East approximately 12-13 miles to the Pennsylvania Turnpike/I-76.
- Follow the Turnpike/I-76 East for approximately 11 miles.
- Take first exit (Exit #7 - Irwin) and follow signs for Route 30 East.
- Continue on Route 30 East for approximately 18 miles.
- As you come down a long hill just before getting to Latrobe, you will see a sign on the right for St. Vincent College at a traffic light.
- Turn left onto the St. Vincent campus.
- Follow the road to the right and loop left to the guard gate.
- If you arrive at Arnold Palmer Airport (on right), you’ve gone too far on Route 30.

Directions To Steelers Training Camp From East

- Follow Pennsylvania Turnpike/I-76 West to New Stanton.
- Follow Route 119 North to Route 30 East.
- Follow Route 30 East to Latrobe.
- As you come down a long hill just before getting to Latrobe, you will see a sign on the right for St. Vincent College at a traffic light.
- Turn left onto the St. Vincent campus.
- Turn left just prior to the practice fields.
- If you arrive at Arnold Palmer Airport (on right), you’ve gone too far.

Credentials

Home Games: Media members must submit credential requests for home games through the team’s credential website, the link to which is located on the “Media-Only” section of the Steelers website. All requests must be made no later than seven days prior to the game. The Steelers reserve the right to deny any request.

Due to recommended security procedures, user names must be provided for every credential that is requested. Please specify which credential users need field access throughout the entire game and those who need pre-game field access only.

Pittsburgh Steelers *Media Guidelines*

All parties should be aware that the names submitted for the credentials must be the names that show up to the stadium with valid government-issued photo identification. Once the credentialed members of the media arrive at Heinz Field, their credential number will be on a security list and matched with a name.

Credentials cannot be transferred or altered on game days or days leading up to the game to reflect a credential user other than the person the credential was issued to by the Steelers organization.

Media who are assigned to cover every Steelers' home game may apply for season credentials. Season-long credentials will be distributed prior to the team's first preseason game.

Media who receive credentials on a game-by-game basis must pick up their credentials at Media Will Call located at Heinz Field next to the Steelers administrative offices entrance on Allegheny Avenue, across from the Carnegie Science Center. Government-issued photo identification is required to pick up credentials at Will Call.

Due to recommended security procedures, the Steelers do not mail out credentials.

Road Games: Pittsburgh media traveling to Steelers' road games must submit their requests to credentials@steelers.nfl.com no later than **seven days** prior to the road game. The Steelers reserve the right to deny any request.

Game Day

Parking

Parking at and around Heinz Field is limited and not all credentialed media will receive a parking pass. Following are additional game day parking recommendations for media who do not receive parking passes:

Utilize parking areas Downtown, in Station Square, Rivers Casino garage or one of the Port Authority's Park and Ride Lots.

Downtown parking is available at eight (8) Pittsburgh Authority Garages, the Mon Wharf and the Convention Center. Recommended private garages include the Brunner Advertising Building, the PPG Building, Fifth Avenue Place and US Steel Building.

From Downtown parking lots, media can access Heinz Field via sidewalks on the Roberto Clemente Bridge and the Ft. Duquesne Bridge.

Reserved, pre-sold parking lots around the stadium open five hours before kickoff.

Satellite truck parking requests must be submitted by completing the satellite parking request form which can be obtained by emailing Jessi Sabatini (SabatiniJ@Steelers.nfl.com). Questions regarding satellite parking should be directed to Jessi Sabatini.

Television trucks will park in the satellite truck lot located on Allegheny Avenue, across from the Carnegie Science Center, adjacent to the stadium.

Due to limited space, all requests will not be granted. Requests should be submitted no later than the Monday leading up to a Sunday game.

Will Call

Media Will Call is located at Heinz Field next to the Steelers' administrative offices entrance on Allegheny Avenue, across from the Carnegie Science Center.

All media picking up credentials on game day must do so at Media Will Call.

Media Will Call opens four hours prior to kickoff. A valid form of government-issued photo identification is required to pick up credentials.

Media Will Call is not the same as the general ticket Will Call window, which is located between the Great Hall and Gate B on the northeast side of Heinz Field.

Phone Lines

Media interested in setting up a game day phone line at Heinz Field should log onto www.heinzfield.com/media-phone-line-request/. Please contact Greg Hoyer with any questions at (412) 697-7147.

Pittsburgh Steelers *Media Guidelines*

Frequency Coordinator

Please contact the NFL Game Day Coordinator, Otto Schellin, via email at GDCSteelers@NFL.com before game day. Please be advised that the holder of NFL game credentials employing a wireless radio frequency device such as a wireless microphone, communications radio, etc. (cell phones excluded) must register their frequency information. Please distribute the attached info to your media.

Internet

The press box and photo rooms at Heinz Field are equipped with wireless internet access. You will be supplied with this information in those areas.

Directions to Heinz Field Locker Rooms (from Press Box)

Steelers: Exit press box to the left to elevator bank. Take elevator to ground level. Proceed straight through Steelers Administrative Offices lobby to rear doors. Walk through doors approximately 30 feet and Steelers locker room is on your right. For the Steelers interview room, make a sharp right prior to the rear doors of the Steelers lobby.

Visitors: Exit press box to the left to elevator bank. Take elevator to ground level. Proceed straight through Steelers Administrative Offices lobby to rear doors. Proceed through the rear lobby doors and make a left. Follow corridor about 50 yards. The visiting locker room is on your right. The visiting interview room is inside the locker room entrance.

Training Camp

Credentials

Media seeking credentials to the Steelers training camp at Saint Vincent College (Latrobe, Pa.) must first contact the team's media relations department for approval by emailing credentials@steelers.nfl.com. Guidelines will be provided at that time. The Steelers reserve the right to deny media credentials to the team's training camp. Requests will be reviewed on a case-by-case basis.

Check-in

All media covering Steelers training camp must immediately check in at the team's media relations office located at St. Benedict Hall. All media must present a valid photo ID for a media credential.

Credentialed media will receive access to designated areas of the Steelers training camp facility, including the media workroom in Benedict Hall, practice fields and the cafeteria. Interviews are prohibited inside the team's cafeteria. Media members are prohibited from entering the players'/coaches' dormitory or locker room at any time.

Parking

Upon check-in media will be provided with a parking pass and will be directed to park in the upper parking lot behind the team's dormitories. Parking passes are required for all media attending Steelers training camp.

Interviews

All interview requests must be approved by the Steelers' media relations department.

Players are generally available on the field after each practice. Locker room access is prohibited during training camp. Interviews of any kind are prohibited in the team's cafeteria.

Pittsburgh Steelers *Media Guidelines*

Coach Tomlin is generally available on the field on a daily basis after the team's final practice of the day. On the days when Coach Tomlin holds his weekly press conference, he will not be available to media after practice.

The team's Offensive, Defensive, and Special Teams Coordinators and assistant coaches are generally available after each practice with the approval of the Steelers' media relations department.

All interview requests for Steelers' owners, director of football operations or other football/non-football staff must first be approved by Steelers' media relations. Live shots are allowed in designated areas at Steelers' training camp. Steelers' media relations must be notified in advance of any TV live shots.

TV/radio sit-down interviews must be approved in advance by Steelers' media relations.

Media members are permitted to utilize all social networking tools (Twitter, Facebook, blogging, text alerts, etc.) only during practices that are open to the public.

UPMC Rooney Sports Complex Practice Field Access

Credentialed print and electronic media are allowed to watch Steelers practices in their entirety. All media must be at field level. Media are prohibited from watching practice from the hillside without prior approval from the team's media relations department. Videotaping any portion of practice from the hillside or other remote locations is strictly prohibited. All access guidelines will be explained to media upon arrival.

All photographers (still and video) are allowed to tape warm-ups and individual position drills. Photographers are prohibited from taping any one-on-one or team drills, including 7-on-7 drills or anytime players are in a team formation. All photographers are prohibited from any use of their cameras anywhere on Saint Vincent's campus other than the designated spots on the practice fields and outside of the cafeteria.

Media are allowed to tape stand-ups during the designated periods when video cameras may shoot practice, any other exceptions must be cleared through Steelers' media relations.

Media are prohibited from interacting with players and coaches during practice.

In the event of inclement weather, the team may be forced to practice indoors. Media may be allowed to attend indoor practices (at the team's discretion), but access will be limited.

Media are asked to silence cell phones and pagers before entering the practice area.

The Steelers reserve the right to change their access policy without prior notice.

In Season/Off-Season

UPMC Rooney Sports Complex

All Steelers daily football operations take place at the team's headquarters at the UPMC Rooney Sports Complex and not at Heinz Field. Coaches and players are at Heinz Field only on game days.

All media visiting Steelers headquarters must sign in at the front desk upon arrival and receive a day badge. Badges must be worn at all times.

All media must remain in the team's media workroom while at the team's headquarters. The team's first and second floor lobby areas are not to be used for workspace or to conduct interviews.

Media are to access the practice fields from the first floor only.

Media setting up for sit-down interviews must be chaperoned to designated areas by Steelers' media relations.

Coaching offices and team meeting rooms are off limits to media. Interviews and any videotaping in the Steelers parking lot are prohibited. The team requires all interviews at the team's headquarters only be conducted in the team's locker room and other areas specifically designated by the team's media relations department.

Pittsburgh Steelers Media Guidelines

While we understand the importance of breaking news, our expectation is that all media that cover the team will respect club policies that close walk-thru's and offseason workouts to the media, and that media will not resort to alternate means of recording those sessions even from a remote location. Media that continue to violate this request may have their access to the team's practice facility or on game days subject to review.

Press conferences, media availabilities, open practice sessions and other Steelers activities at the UPMC Rooney Sports Complex or Heinz Field may not be broadcast live by an individual or media outlet. This includes the use of social media applications such as Ustream, Periscope and Meerkat, among others.

UPMC Rooney Sports Complex Camera Credential Policy

The Pittsburgh Steelers require all visiting media who intend to use any type of electronic recording device to comply with the following policies when covering the team at club practices or events. The policies govern the online use of audio and video interviews and press conference content on non-game days and weekdays. These rules are designed to enable news organization websites to "illustrate" their coverage of the NFL with daily audio/video sound bites that supplement and complement the work of their reporters and columnists:

- All media members are required to wear credentials when on-site covering the Steelers at team headquarters.
- Camera operators may shoot video and still photos only in designated areas at the Steelers headquarters. These areas include and are limited to the practice field, locker room, media workroom and areas designated by the club's media relations department only. Still photographers do not have access to the locker room.

- Up to 90 seconds per day of audio and/or video of interviews or press conferences with NFL employees (including, but not limited to, players and coaches) or of team practice footage may be used on the Internet by credentialed news organizations. The content may not be used live and may be archived for no more than 24 hours. This applies to both game days and non-game days.

Video/audio material comprised entirely of a credentialed media organization employee providing commentary or analysis, including stand-up video/audio material shot on the field or at other stadium or club facility locations (subject to generally applicable safety and venue management restrictions or shooting locations and times), may be distributed via media organizations' Internet sites.

The usage conditions are as follows:

- The page featuring the audio/video must provide links to **NFL.com** and the corresponding club site. For example: For more info, go to **www.nfl.com** and **www.steelers.com**.
- The content may be used only in an editorial context (such as in links that illustrate stories or in multimedia news sections) and may not be presented in stand alone multimedia entertainment sections of third party websites.
- No integrated advertising is permitted. Footage may appear on pages with banners and contextual ads, but the ads may not be specifically related to the NFL audio/video content.

Practice Field Access

Only local Pittsburgh media are allowed to watch Steelers practices. All access guidelines will be explained to media upon arrival.

Out of town media are prohibited from watching any portion of the team's practices.

All photographers are allowed to tape warm-ups and individual position drills. Photographers are prohibited from taping any one-on-one or team drills, including 7-on-7 drills or anytime the players are in a team formation.

Pittsburgh Steelers *Media Guidelines*

Media are allowed to tape stand-ups during the designated periods when video cameras may shoot practice.

Media may not shoot video of the team leaving the field at the end of practice.

Any other exceptions must be cleared through Steelers' media relations.

Media are prohibited from interacting with players and coaches during practice.

Media are asked to silence cell phones and pagers before entering the practice area.

The Steelers reserve the right to change their access policy without prior notice.

Media are to access the practice fields from the first floor only.

Interviews

All interview requests must be approved by the Steelers' media relations department. The Steelers ask that media respect the privacy of players/coaches/staff and refrain from approaching any members of the organization or their families at their places of residence. Media that continue to violate this request may have their access to the team's practice facility or on game days subjected to review.

Players are generally available in the locker room only at lunchtime and after practice on Wednesdays and Thursdays. Players are available in the locker room after practice only on Fridays. Player interviews are not to be conducted on the practice field or in other areas outside of the locker room, including the parking lot area, without prior approval from the Steelers' media relations department. Still photographers are not allowed in the Steelers' locker room.

Coach Tomlin will hold a weekly press conference every Tuesday at noon in the Steelers' media workroom. He will also be available after practice on Wednesdays and Thursdays (upon request) in the media workroom.

The team's Offensive, Defensive, and Special Teams Coordinators will generally be available on Thursdays. Assistant coaches are available only with the approval of the Steelers' media relations department. The best time to interview assistant coaches is as they leave the field after practice.

Only Coach Tomlin will be available to media on game days. Assistant coaches are not available for interviews on game days.

All interview requests for Steelers' owners, director of football operations or other football/non-football staff must first be approved by Steelers' media relations.

Live shots are allowed in designated areas at Steelers' headquarters. Steelers' media relations must be notified in advance of any TV live shots.

Satellite trucks are required to park on the side of the Steelers' practice facility (near the train tracks). Media must seek prior approval for any exceptions.

TV/radio sit-down interviews must be approved in advance by Steelers' media relations.

Interviews of any kind are prohibited in the team's cafeteria.

Parking

All media are required to park on the opposite side of the Steelers' indoor practice facility from the team's offices.

Media with physical disabilities should make prior arrangements with Steelers' media relations for access to handicapped parking.

Heinz Field Diagram



STEELERS
TICKET OFFICE
& TICKET
WILL-CALL



EAST RAMP &
EAST ESCALATORS

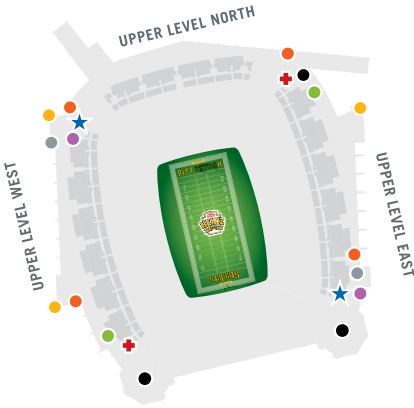


WEST RAMP &
WEST ESCALATORS

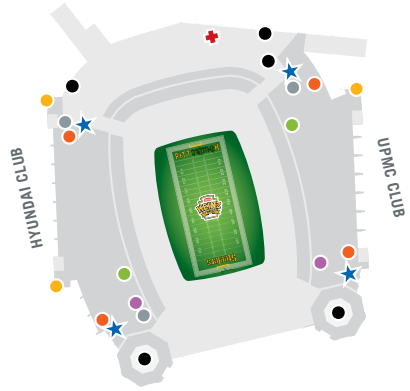


Heinz Field *Diagram*

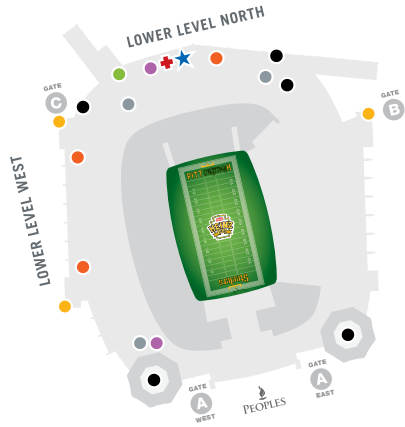
UPPER LEVEL



CLUB LEVEL



LOWER LEVEL



Looking for something?

- ATM
- FAMILY RESTROOM
- ESCALATOR
- ★ GUEST SERVICES
- MERCHANDISE
- RESTROOM
- ELEVATOR
- PHONE
- + FIRST AID

»» In the COMMUNITY

The Pittsburgh Steelers are proud to be a part of the Western Pennsylvania community.

The organization's strong commitment to this area dates back to 1933 when Arthur J. Rooney, Sr. founded the team. That commitment was passed down to his son, late Steelers' Chairman, Ambassador Dan Rooney, and his grandson, President Art Rooney II. Steelers players, coaches and front office staff are involved in appearances, charitable donations and outreach programs with nonprofit and community groups. It's the team's way of giving back to the community that has given us so much!

Steelers Community Outreach Programs



American Heart Association®

Learn and Live

American Heart Association

The Steelers, the NFL and the American Heart Association (AHA) partner on the Play 60 Challenge, a health and fitness program that incorporates physical activity for middle school students into daily classroom and after-school activities. The Steelers also support the AHA's annual Heart Walk.

Art Rooney Scholarship Fund

The Art Rooney Scholarship Fund was established in memory of the late founder of the Steelers, who died in August of 1988 after living most of his life on the North Side. The scholarship annually provides a grant to a Cardinal Wuerl North Catholic student and funds the Pittsburgh Promise scholarships for two Perry High School students. Since its beginning, the scholarship has awarded grants to more than 80 local students. The annual Gatorade/Steelers 5K Race, Fitness Walk and Kids' Kickoff Run is the major fundraiser for the scholarship fund. The event features a 3.1-mile level course on the North Side highlighted by a spectacular finish in Heinz Field.

► Breast cancer survivors line the sideline during the National Anthem. (photo courtesy of Teresa Varley)

Crucial Catch

In 2017, the NFL expanded its scope of the Crucial Catch platform to engage and impact more communities through the message of early detection and prevention.

The Steelers are continuing to support breast cancer awareness and participate in numerous initiatives. At the Crucial Catch game in October, the team recognizes local breast cancer survivors in a pregame ceremony. Pink Terrible Towels are distributed to all fans at the game in partnership with UPMC and Ford.

As part of the Steelers' breast cancer awareness activities, players who have a loved one affected by the disease serve as chefs at the "Cooking and Eating for a Healthy Life" class at Magee Women's Hospital of UPMC. In attendance are breast cancer survivors who enjoy the players' efforts in the kitchen.

Members of the Zeta Tau Alpha sorority distribute breast cancer information at GameDay Live before the breast cancer awareness game.



Steelers Community Outreach Programs

Cancer Caring Center

A portion of the proceeds from the annual Rock Steelers Style Fashion Show goes to the Cancer Caring Center. A current player chairs the annual Cancer Caring walk and has lunch with the top 10 fundraisers. The Cancer Caring Center is dedicated to helping people diagnosed with cancer, their families and friends cope with the emotional impact of cancer.

Catholic Youth Association

The Steelers organization annually supports the Art Rooney Award dinner, named for the team's founder, Art Rooney, Sr. For more than 80 years, Catholic Youth has served the most vulnerable members of our community, children and the elderly. James Conner received the 2017 Bob Prince Award, which honors individuals who have had a strong impact on the local sports scene.

Children's Hospital of Pittsburgh of UPMC

Steelers players visit Children's Hospital of Pittsburgh to bring a smile to kids who are battling health issues. Players participate in various events for patients and their families, including the WDVE Radiothon and the Free Care Fund Telethon. In 2017, the Steelers donated teddy bears to patients for every monthly donor that signed up during the telethon. Children's also receives proceeds from the 50/50 raffle at a home game.



Chuck Noll Foundation

Pittsburgh Steelers team President, Art Rooney II, announced the establishment of a new foundation in 2016, The Chuck Noll Foundation for Brain Injury Research, to support continued research and education regarding brain injuries and treatment of sports-related concussions. The Steelers organization helped launch the foundation with an initial contribution of \$1 million. The Chuck Noll Foundation for Brain Injury Research will fund research which it believes is the most promising in the area of sports-related concussions and related conditions.

The annual Steelers Charity Walk to benefit the foundation will be held at Saint Vincent College on Saturday, July 28.

Cystic Fibrosis

A current player serves as honorary co-chair of the 65 Roses Sports Auction which features several teammates and benefits the Cystic Fibrosis Foundation. The foundation raises funds for research to discover a cure for the disease.

Greater Pittsburgh Community Food Bank

Steelers players and Head Coach Mike Tomlin annually donate Thanksgiving turkeys for more than 600 needy families in the Pittsburgh area.

◀ Brian Allen smiles for the camera.

Steelers Community Outreach Programs



Heroes at Heinz Field

The Steelers annually partner with VA Health Care VISN 4 for a special evening at Heinz Field for Operation Enduring Freedom and Operation Iraqi Freedom veterans. Participants, many injured in the war, try out their football skills with the help of Steelers players. The players enjoy the opportunity to thank the “true heroes” for their service to ensure our continued freedom.

Holy Family Institute- Pittsburgh Steelers Courage House

Greta Rooney, wife of Steelers President Art Rooney II, chairs the annual Courage House Awards luncheon. Each year a Steelers player is chosen as the Ed Block Courage Award winner for overcoming illness or injury. Steelers cornerback Artie Burns was chosen by his teammates, and received the 2017 award from Head Coach Mike Tomlin.



Make-A-Wish

The Steelers organization works closely with Make-A-Wish to grant wishes. The wish experiences include meeting favorite players, a behind-the-scenes look at the Steelers practice facility and tickets to a home game.

NFL Play 60

The NFL’s program for an active generation encourages kids to be physically active for 60 minutes each day in an effort to combat childhood obesity. Many Steelers events incorporate the Play 60 message with players and coaches demonstrating the importance of fitness and activity. The team partners with American Dairy Association North East (ADANE) to promote Fuel Up to Play 60 (FUTP60) which encourages students to eat healthy.

NFL Walter Payton Man of the Year

The team’s Walter Payton Man of the Year award is given annually to a player who best represents the late Chicago running back’s commitment to community. Defensive End Cameron Heyward was the 2017 winner.

◀ **Artie Burns accepts the Courage Award from Head Coach Mike Tomlin and Sister Linda Yankoski, CEO of Holy Family Institute.**


Steelers *Community Outreach Programs*

▶ **Stephon Tuitt and Brittany Payne with son Payne.**



◀ **Anthony Chickillo shows his Swag Award-winning style.**

Football
family
& fun

▲ **Arthur Moats (left) and Marcus Tucker reveal their musical talent.**

Rock Steelers Style Fashion Show

The team's annual fashion show features current players and their families modeling clothing from local and national retailers. The show is chaired by Greta & Art Rooney II and Kiya & Mike Tomlin, with two current Steelers players serving as co-captains. Proceeds benefit the UPMC Sports Medicine Concussion Program and the Cancer Caring Center.

Rookie Club

The Rookie Club enables the team's newest players to work as a group in order to gain confidence in their ability to interact with the community as Pittsburgh Steelers. It is an introduction to community service during the players' first year with the team and provides a sense of camaraderie.

Salvation Army—Project Bundle-Up

Players and their families annually take disadvantaged children shopping for winter outerwear as part of the Salvation Army's Project Bundle-Up program. Patricia Rooney, wife of late Steelers Chairman, Ambassador Dan Rooney, and Joe DiNardo, retired WTAE-TV weatherman, are founders of the program. 2018 marks the 21st Project Bundle-Up Mini Golf fundraiser. A Steelers coach or player has served as the host of the event since its inception.

▶ **L.J. Fort checks the fit on a coat.**

Steelers Alumni Weekend

Each year the team reunites a group of former players for Alumni Weekend. The weekend includes a fundraising dinner on Saturday night to benefit the UPMC Sports Medicine Concussion Program. The dinner is highlighted by the alumni sharing stories of their playing days and a silent auction. On game day the players are introduced to the fans at halftime.

Steely McBeam

Mascot Steely McBeam makes appearances at training camp, home games and numerous charitable events. For more information, visit www.steelers.com and click on Community.



Steelers Community Outreach Programs



◀ Juju Smith-Schuster high-fives the kids.



United Way

The Steelers annually host the United Way's campaign kickoff at halftime of a preseason game, featuring three corporate participants in a field goal competition. The winner presents the United Way with its first campaign donation of the year. A Steelers United Way spokesman visits local corporations to encourage support of the annual campaign.

Urban Impact Foundation

The Urban Impact Foundation (UIF) is a faith-based, nonprofit corporation which fosters Christian community development on Pittsburgh's North Side. One of the outreaches is through athletic programs and events. Many Steelers players participate in a football clinic held by UIF on Pittsburgh's North Side each summer.

Head Coach Mike Tomlin participates in the annual ManUp Pittsburgh conference which encourages local men to be better fathers and role models.



◀ Ramon Foster teaches a skill session.



▲ (l-r) - World War II Army veteran Lt. Alvin Murtha, Pa. Air National Guard Master Sgt. Kimberly Rose, retired Air Force Gen. Michael Hayden, Vietnam Navy veteran Petty Officer Ray Amelia, World War II Marine veteran Sgt. Jack Watson and U.S. Coast Guard Petty Officer Brody Judd.

Veterans/Military

Steelers players visit the local VA Hospitals to spend time with the patients who have served our country. At several home games each year, veterans and active military personnel are honored for their service to the United States.

For Veterans Day, the Steelers honor a veteran from each of the wars going back to World War II. Color guards, representing all branches of the military, are present at each home game.

Westmoreland County Food Bank

Steelers fans attending the night practice at training camp each August help the less fortunate in Westmoreland County by donating food and money to the local food bank.

YOUTH FOOTBALL



USA Football Heads Up Program

The Steelers, along with the National Football League and USA Football, are working hard to improve the safety of football at all levels, especially with youth and high school players. USA Football's Heads Up Football program is a comprehensive solution to player safety which promotes coaching education and certification, equipment fitting, concussion recognition and awareness, heat and hydration, and heads up tackling. 76% of all youth football organizations have adopted Heads Up Football nationwide in their programs. USA Football will train Player Safety Coaches for local leagues, who will then train the coaches, players and parents for only \$10 per coach within the organization. Learn more at www.usafootball.com.

High School Football

Each year, the Steelers host four WPIAL Championship Games at Heinz Field in November. At the conclusion of the high school season, the six WPIAL Champions and the City League Champions are hosted at a Steelers game to honor their accomplishment.

WPIAL Champions at Heinz Field presented by UPMC

An area in the west main concourse of Heinz Field was designed to honor the WPIAL Football Champions from 2001-present. The display features the current champions' framed memorabilia, video highlights of the championship games, and mini-helmets of each of the teams in the WPIAL and City League.

UPMC Sports Symposium

The Steelers hosted the third annual UPMC Sports Symposium for youth, middle, and high school sports. The event was held in April at the UPMC Club at Heinz Field for more than 200 athletic directors, coaches, athletic trainers and physical therapists. The presentations focused on frequently occurring injuries in young athletes, treatments and prevention. Speakers included industry leading experts from UPMC Sports Medicine, Steelers Conditioning Assistant Marcel Pastoor, and Gold Medalist Amanda Kessel discussed her concussion treatment and her return to Olympic Women's Hockey play.

Steelers Youth Football

Play 60 FunZone

Kids in grades K-12 participate in five stations for 60 minutes to reinforce the Play 60 message during training camp practice at Saint Vincent College in Latrobe. The 60 minute clinic features a 10-minute stretch and five 10-minute stations. The five stations include a 40-yard dash, wide receiver, defensive back and running back drills; and do-it-at-home exercises.

PROGRAMS FOR PLAYERS:

Steelers Youth Football Camps

These two-day football camps for boys and girls ages 6-14 offer instruction from the area's best high school coaches and current and former Steelers. The camps were held in June and July at California University of PA, Slippery Rock University, Saint Vincent College and West Allegheny High School. These non-contact camps provide instruction on every position, proper tackling, two tickets to a Steelers preseason game, camp T-shirts and more. Current and former Steelers players assisted the area's top high school coaches.

Steelers Youth Mini-Camps

The Steelers launched several one-day, two and a half hour camps which were hosted in conjunction with local youth football organizations in June and July. These camps featured six stations that focused on basics of offensive and defensive skills and was highlighted by an appearance by one current or former Steelers player.

Play Football Month (August)

The Steelers, National Football League and USA Football celebrate the start of football during the preseason games through in-stadium banners, promos on the Daktronics video board and by inviting youth football teams to enjoy the preseason games. Youth football games will be featured at halftime of each preseason game, and tickets have been provided to several youth football programs to enjoy the games.

Gatorade Junior Training Camp

These non-contact camps are free for boys and girls ages 6-14, and are hosted at various times throughout the summer including at Heinz Field during the Rib and Kickoff Festival and prior to the annual night practice during training camp outside of Latrobe Memorial Stadium. The two-hour session emphasizes football fun drills and teaches proper tackling as well as skills at running back, quarterback, wide receiver and defensive back.

Youth Football Co-Captains

Prior to each home game, the Steelers invite two youth football players serve as co-captains for the game's coin toss. The two players enjoy sideline passes for pregame warmups, and tickets to the game.

Youth Football Games at Halftime

The Steelers host three youth football games at halftime during home games. The preseason games feature tackle football from area youth football programs, with a 1st-and-Goal scenario. And at halftime of a regular season game, we feature local NFL Flag Football teams. For more information on NFL Flag Football, go to <https://www.nflflag.com/>.

Youth Football Teams at Training Camp

When the Steelers report to Saint Vincent College in Latrobe to start the season, so do area youth football teams. The Steelers celebrate Back to Football by inviting youth teams to welcome the team onto the field each day of training camp. The youth football players, decked out in their own jerseys, make a tunnel for the Steelers as they walk to practice.

Youth Football Camp in Mexico

In June, the Steelers headed to Cancun, Mexico to host adult and youth football camps for fans of all ages. The camp, presented by Pepsi, featured instruction from linebacker coach Joey Porter, current Steelers players James Conner, Roosevelt Nix, Stephon Tuitt and Pro Football Hall of Famer, Dermontti Dawson.

PROGRAMS FOR COACHES:

Steelers Coaching Clinic

This annual youth football coaching seminar held in July at Saint Vincent College incorporates classroom instruction, roundtable discussion, and on-field sessions with our Coach of the Week winners. In addition, coaches are educated on Health & Safety with a speaker from the UPMC Concussion Program.

High School Coach of the Week

Each week, a local coach is honored as a High School Coach of the Week. This coach has either led his team to a big victory, an upset win, or done something special in their community. Each winner is invited to a Steelers home game, presented with a certificate, and receives a \$1,000 grant from the Steelers and the National Football League Foundation. A Coach of the Year is also selected, and his program receives a \$2,000 grant to improve his football program.



2018 STEELERS

STAFF



2018





Mike
Tomlin

Head Coach

COACHING EXPERIENCE

- **Total Coaching Experience**
24 Seasons
- **NFL Coaching Experience**
18 Seasons

COACHING TIMELINE

- **1995**
Virginia Military Institute
Wide Receivers
- **1996**
University of Memphis
Graduate Assistant
- **1997**
Arkansas State
University Wide
Receivers
- **1998**
Arkansas State
University Defensive
Backs
- **1999-2000**
University of Cincinnati
Defensive Backs
- **2001-2005**
Tampa Bay Buccaneers
Defensive Backs
- **2006**
Minnesota Vikings
Defensive Coordinator
- **2007-2018**
**Pittsburgh Steelers
Head Coach**

Mike Tomlin was named the 16th head coach in Pittsburgh Steelers history on January 22, 2007. Hired at the age of 34, Tomlin became only the third head coach hired by the Steelers since 1969.

In his first 11 seasons, Tomlin has accomplished many things that have never been done in the team's storied history. His 116-60 regular-season record (.659) is the best start in franchise history. He reached 100 career wins in the fewest games (157) in team history. Tomlin became the eighth head coach in NFL history to reach 100 regular-season wins in their first 10 seasons. His 103 regular-season wins are tied for the fourth-most wins by an NFL head coach in their first 10 seasons as a head coach.

Tomlin also became the youngest head coach in NFL history to both coach in and win a Super Bowl when he led the Steelers to a 27-23 victory over the Arizona Cardinals in Super Bowl XLIII (36 years, 323 days). By winning the Super Bowl in only his second season as a head coach, he also became the fastest to win a Super Bowl title in Steelers history.

Over the past five seasons (2013-17), Tomlin has led the team to a 20-3 record in the month of December/January, which are the most wins in December/January over that span.

In his 11 years as head coach of the Steelers, Tomlin has led Pittsburgh to six AFC North titles, most recently in 2017, and has guided the Steelers to the playoffs eight times, including two trips to the Super Bowl (XLIII and XLV). Tomlin has won at least five home games in each of his first 11 years, including six at Heinz Field in 2017.

Tomlin has sent a total of 49 selections to the NFL's annual Pro Bowl, including the eight players who received Pro Bowl honors for the 2017 season. Additionally, Tomlin was appointed by Commissioner Roger Goodell to the NFL's Competition Committee in March 2013.

Tomlin is one of only seven coaches in League history to win a Super Bowl within his first two seasons as an NFL head coach. He is the only head coach in Steelers history to lead the team to two Super Bowls in his first four seasons at the helm, including an appearance against the Green Bay Packers in Super Bowl XLV. He is one of only two Steelers head coaches to win three division titles in his first four seasons.

Tomlin is very active in the community and was recognized, along with his wife Kiya, in February 2013, by the Chuck Cooper Foundation with the Career Achievement in Leadership Diversity and Community Service Award. He has also been a spokesman for the Steelers' and UPMC Sports Medicine's "Don't Hit the Head, Don't Use the Head" program, which was in conjunction with USA Football's Heads Up program that promotes safety in all levels of football. Tomlin also participates in the annual ManUp Pittsburgh conference which encourages local men to be better fathers and role models.

In 2017, Tomlin led the Steelers to a 13-3 record, including a 6-0 sweep of the AFC North, securing his sixth division title and a No. 2 seed in the AFC for the postseason. The team's 13 wins in 2017 the most wins in a single season in the Tomlin era.

Under Tomlin's guidance in 2017, quarterback Ben Roethlisberger became the eighth quarterback in NFL history to reach 50,000 passing yards, increasing his career total to 51,065. Wide receiver Antonio Brown was voted team MVP for his outstanding performance and became the first Steeler to earn the honor four times (2011, '13, '15 and '17). Brown led the League with 1,533 receiving yards and set an NFL record for the most receptions (582) and receiving yards (7,848) by a player in any five-year span in League history. For the second-straight season, running back Le'Veon Bell led the AFC in scrimmage yards per game (129.7) and surpassed his own Steelers single-season record for receptions by a running back with 85. Defensively, the team led the NFL and set a Steelers single-season record with 56 sacks in 2017.

MIKE TOMLIN

For their efforts, Roethlisberger, Brown and Bell were named to the Pro Bowl along with kicker Chris Boswell, linebacker Ryan Shazier, and offensive linemen David DeCastro, Maurkice Pouncey and Alejandro Villanueva. Brown, Bell and DeCastro were also named AP All-Pro, along with defensive end Cameron Heyward.

The Steelers finished with an 11-5 record in 2016, and won each of the team's final seven regular-season games, to secure the AFC North title and No. 3 seed in the AFC for the postseason. It marked the fifth time Tomlin led the Steelers to at least 11 wins in the regular season. Pittsburgh won its first two postseason games, vs. Miami in an AFC Wild Card Game and at Kansas City in an AFC Divisional Playoff, before falling to the New England Patriots in the AFC Championship Game.

Bell was voted the Steelers' MVP for his 2016 efforts. He led the NFL in scrimmage yards per game (157.0), and he became the fastest player in NFL history to reach 3,000 rushing yards and 1,500 receiving yards in his career (38 games). In the Steelers' Week 14 victory at Buffalo in 2016, Bell set the single-game team record with 236 rushing yards and tied the single-game team mark with three rushing touchdowns.

Roethlisberger and Brown continued to etch their names in NFL history. Roethlisberger finished the season with the ninth-most passing touchdowns in NFL history (301) and the 10th-most passing yards in NFL history (46,814). Brown set numerous NFL records, including one for the most receptions in a player's first 100 career regular-season games (622) and one for the most receptions in NFL history by a player in any four-year span (481).

Despite significant injuries to multiple starters during the 2015 season, the Steelers finished with a 10-6 record (2nd in the AFC North) and advanced to the Divisional Round of the playoffs. The Steelers finished third in the NFL in total offense (1st in the AFC), while the defense posted 48 sacks under first-year defensive coordinator Keith Butler. The 48 sacks were the third most in the NFL in 2015.

In 2014, Tomlin, who has a defensive coaching background, orchestrated one of the top offensive outputs in team history. The Steelers broke numerous offensive records, including points scored (436), total yards (6,577), passing yards/game (301.6) and total first downs (379). On an individual basis in 2014, Tomlin guided Roethlisberger, Brown and Bell—who all made the Pro Bowl—to record-setting years.

Arguably one of his best coaching performances may have come in the second half of the 2013 season. Despite an 0-4 and 2-6 start to the season, the Steelers finished the regular season surging to a 6-2 second-half record, falling just short of the playoffs.

In 2012, Tomlin led the Steelers to a 27-10 victory over the New York Jets in the home opener, becoming the first coach in team history to win his first six home openers. The Steelers finished the season with the top-ranked overall defense (275.8 yards/game) and finished first in passing defense (185.2 yards/game).

In 2011, Tomlin led the Steelers to a 12-4 record, marking the second-straight season the team posted 12 wins, which was only the second time in team history it had been achieved. The Steelers finished the season with the top-ranked total defense (271.8 ypg) and scoring defense (14.2 ppg). Pittsburgh posted a 7-1 record at home in 2011, for the second time in Tomlin's career (2007). He also had five players (Roethlisberger, Mike Wallace, Maurkice Pouncey, Troy Polamalu and Brown) selected to the Pro Bowl following the season.

Tomlin's seven road wins during the 2010 regular season tied a Steelers record previously set in 1978 and 2004. The Steelers finished second in total defense under Tomlin's guidance in 2010, allowing only 276.8 yards per game. Pittsburgh led the NFL and set a team record in rushing defense, yielding only 62.8 yards per game (1,004 yards), the third-best total in NFL history dating back to 1970. The Steelers also established an NFL record in 2010 by not allowing an opponent to rush for more than 75 yards in any of their first eight games during the regular season.

In all, the Steelers' defense led the NFL in 2010 in rushing yards allowed (62.8 yds./game), points allowed (232), touchdowns (22), quarterback sacks (48), rushing average (3.0), yards per play (4.5) and yards allowed on first down (4.08). It finished second in the League in passing average (6.31), turnover advantage (+14) and red-zone efficiency (40.0, tied).

Under Tomlin, the Steelers broke new ground on offense in 2009. Pittsburgh's offense ranked seventh in the NFL (ninth passing, 19th rushing) but became the first unit in team history to boast a 4,000-yard passer (Roethlisberger), two 1,000-yard receivers (Hines Ward, Santonio Holmes) and a 1,000-yard rusher (Rashard Mendenhall) in the same season. Pittsburgh's defense ranked fifth in the NFL (third vs. run, 16th vs. pass) while leading the AFC and finishing one shy of the NFL lead with 47 quarterback sacks.

Continued on next page

MIKE TOMLIN

The Steelers continued to be dominant at Heinz Field under Tomlin in 2009. Pittsburgh finished with a 6-2 home record after finishing 7-1 (2007) and 6-2 (2008) at home during Tomlin's first two seasons.

Tomlin finished the 2008 season with a 12-4 record and his second consecutive AFC North Division title, becoming the only Steelers head coach to win division crowns in each of his first two seasons. He also set a record with 22 regular-season wins in his first two years at the helm and is the only Steelers head coach to win at least 10 games in each of his first two seasons. Tomlin's .688 winning percentage (22-10) after two years is the best in Steelers history.

The Steelers' defense was dominant under Tomlin's guidance in 2008, leading the NFL in total defense (237.2), pass defense (156.9), points per game (13.9), total yards per play (3.9), rushing yards per attempt (3.3), passing yards per attempt (4.7) and third-down efficiency (31.4), while finishing second in rushing defense (80.3).

Tomlin led the Steelers to a 10-6 record in 2007 and became just the second coach in team history to post a winning record, win a division title and earn a playoff berth in his inaugural season. Tomlin began his head coaching career by becoming only the second Steelers head coach to win his first three games. During 2007, the Steelers became just the fifth team in NFL history to win their first four home games by at least 20 points.

Tomlin guided the Steelers to the NFL's top-ranked defense in 2007, yielding only 266.4 yards per game. The Steelers' defense ranked third in the NFL against both the run (89.9 avg.) and the pass (176.5 avg.), and also finished third in the League in total yards allowed per play (4.6). Pittsburgh's defense led the NFL in passing yards per play (5.7) and first downs allowed per game (15.6), and finished second in the League in points allowed per game (16.8).

The Steelers' offense finished third in the NFL in rushing (135.5 avg.) during Tomlin's first season, sparked by Willie Parker, who led the League in rushing before injuring his leg in Week 16. Roethlisberger enjoyed a record-setting season during Tomlin's first year, establishing new team records for touchdown passes (32) and passer rating (104.1), while earning his first career Pro Bowl appearance.

Tomlin was the NFL's second-youngest head coach in 2007, and he became only the second Steelers coach in team history to win at least 10 games during his first year at the helm. The Steelers posted a 7-1 record at home in 2007 and were 5-1 in the AFC North (3-0 at home).

Tomlin spent the 2006 season as the Minnesota Vikings' defensive coordinator. That season, the Vikings ranked eighth in the NFL in total defense and first against the run while not allowing a 100-yard rusher the entire season.

Tomlin was the defensive backs coach for the Tampa Bay Buccaneers from 2001-05. In 2002, Tomlin guided one of the most productive defensive backfields in the NFL, culminating with its performance in Super Bowl XXXVII. The secondary recorded four of the team's five interceptions, returning two for touchdowns, to help Tampa Bay capture the franchise's first Super Bowl title.

Before joining Tampa Bay's staff, Tomlin served two seasons as the defensive backs coach at the University of Cincinnati (1999-00). He took over a secondary that ranked 111th in the nation in pass defense in 1998 and helped them improve to 61st overall in his first season. Under Tomlin's direction in 2000, the Bearcats ranked eighth in the nation in interceptions as well as fourth nationally in total turnovers.

Prior to joining the Cincinnati staff, Tomlin had a short stint on the coaching staff at Tennessee-Martin and then spent two seasons at Arkansas State, coaching wide receivers in 1997 before switching to defensive backs in 1998.

Tomlin spent the 1996 season as a graduate assistant at the University of Memphis, where he worked with the Tiger defensive backs and special teams units. He began his coaching career in 1995 as wide receivers coach at Virginia Military Institute.

Tomlin was a three-year starter at wide receiver at William & Mary (1990-94) and finished his career with 101 receptions for 2,054 yards and 20 touchdown catches. A first-team All-Yankee Conference selection in 1994, he established a school record with a 20.2 yards-per-catch average.



John
Mitchell

Assistant Head Coach

COACHING TIMELINE

- **1973-1976**
University of Alabama
Defensive Line
- **1977-1982**
University of Arkansas
Defensive Line
- **1983-1985**
Birmingham Stallions
(USFL)
Defensive Line
- **1986**
Temple University
Defensive Ends
- **1987-1989**
Louisiana State University
Linebackers
- **1990**
Louisiana State University
Defensive Coordinator/
Linebackers
- **1991-1993**
Cleveland Browns
Defensive Line
- **1994-2006**
Pittsburgh Steelers
Defensive Line
- **2007-2017**
Pittsburgh Steelers
Assistant Head Coach/
Defensive Line
- **2018**
Pittsburgh Steelers
Assistant Head Coach

John Mitchell, the longest-tenured current member of the Steelers' coaching staff, will enter his 25th season with the franchise in 2018 having served as the team's defensive line coach from 1994-2006, before being named assistant head coach/defensive line (2007-17). He remained with the team following Mike Tomlin's hiring in January of 2007, a time when he was promoted to assistant head coach.

As assistant head coach, Mitchell will oversee staff development among the coaching staff, work with current and former players in career development, and assist Head Coach Mike Tomlin in community related events.

Mitchell joined the Steelers' coaching staff on January 31, 1994, and holds 45 seasons of coaching, including 15 years at the college level and two in the United States Football League.

Since Mitchell's arrival in Pittsburgh in 1994, the Steelers' defensive front has helped the team lead the NFL in rush defense five times and finish in the top-10 in the League a total of 18 times. The team only allowed one 100-yard rusher for a stretch of 50 straight regular-season games from 2007-10, and in 2010, the defense allowed only 62.8 rushing yards per game. That figure is a team record and is the third-fewest average in a single season out of any NFL team since the 1970 NFL merger.

In 2017, defensive team captain and defensive end Cameron Heyward led the Steelers' defense and tied for third among AFC defensive linemen with a single-season career-best 12.0 sacks and was named AFC Defensive Player of the Week twice. Heyward was named to the 2018 Pro Bowl and received *Associated Press* All-Pro First-Team honors.

The defensive line—Heyward, Tyson Alualu, Javon Hargrave, Stephon Tuitt and L.T. Walton—combined for 23 of the Steelers' single-season franchise record and NFL-leading 56 sacks in 2017.

During the 2016 season, Mitchell's defensive line suffered a huge loss when defensive team captain Heyward suffered a pectoral injury Week 10 vs. Dallas, and was lost for the remainder of the season. Heyward had led the team or tied for the team lead in sacks the previous two seasons (2014-15).

In Heyward's absence, Tuitt and rookie Hargrave stepped up in a big way. Tuitt recorded 4.0 sacks in the team's final six regular-season games. Including the post-season, Hargrave totaled 3.0 sacks and one fumble recovery, which he recovered in the end zone for a touchdown Week 11 at Cleveland.

In 2015, the Steelers finished fifth in the League in rush defense, allowing 92.1 yards per game to opponents. Pittsburgh also tied for the second-fewest rushing first downs allowed (71) in the NFL and yielded six rushing touchdowns, the second fewest in the NFL on the season.

Heyward led the team in sacks for the second consecutive season, marking the first time since 2003-04 that a defensive lineman led the team or tied for the team lead in sacks two-straight seasons. Tuitt finished second on the team with a career-high 6.5 sacks in 2015.

Heyward and Tuitt finishing first and second on the team in sacks marked the first time in team history since 1990 that two Steelers' defensive linemen finished first and second on the team in sacks.

Heyward set a career-high with 7.5 sacks in 2014, tying for the team lead, as he became the first defensive lineman since 2004 (Aaron Smith) to lead or tie for the team lead in sacks in a single season. He also led the team with 21 quarterback pressures.

Continued on next page

JOHN MITCHELL



»» John
Mitchell

The Steelers' defensive line guided the group to the top of the NFL in total defense and second in rush defense, giving up 90.6 rushing yards per game in 2012. Defensive end Brett Keisel led the team with a career-high 40 quarterback pressures. He also led the line with 58 tackles and had the second-most sacks (4.5) in a single season in his career.

In 2011, the Steelers defense continued to dominate opposing offenses, only giving up 4.5 yards per play, 271.8 yards per game and 14.2 points per game, ranking first in the NFL in all three categories. Pittsburgh put on a defensive showcase in 2010 by leading the NFL in at least eight categories, including total sacks (48) and fewest points allowed (232). They became the first team in NFL history to hold their opponents to 75 or fewer rushing yards in each of their first eight games.

In 2009, Pittsburgh's defense ranked fifth in the NFL while leading the AFC and finishing one shy of the NFL lead with 47 sacks. Mitchell was instrumental in the development of five-time Pro Bowler Casey Hampton, who became the first Steelers defensive lineman to be named Steelers MVP or Co-MVP since Hall of Famer Joe Greene in 1970. Strong play by Mitchell's line was a huge reason why the Steelers finished the 2008 regular season second overall in the NFL against the run.

Mitchell was hired to the Pittsburgh Steelers coaching staff following three seasons as the defensive line coach for the Cleveland Browns. Mitchell joined the NFL ranks in 1991 with the Browns, where he tutored two Pro Bowl defensive tackles, Michael Dean Perry and Rob Burnett.

In 1983, after 10 years of coaching college ball, Mitchell made his first move to the professional level. From 1983-85 he served as the defensive line coach for the USFL's Birmingham Stallions. He returned to the college ranks in 1986 as the defensive ends coach at Temple University. Mitchell was then hired by Louisiana State University in 1987. He spent four years at LSU, coaching linebackers (1987-90). In 1990, Mitchell also served as LSU's defensive coordinator, becoming the first African-American defensive coordinator in SEC history. He spent four years at LSU, coaching linebackers (1987-90).

Mitchell's early years in coaching were spent studying under two of college football's greatest coaches, as he was the defensive line coach under Paul "Bear" Bryant at Alabama (1973-76) and the defensive line coach at Arkansas (1977-82) under Lou Holtz.

A starter at defensive end for Alabama, Mitchell was the first African-American to play for the University of Alabama along with teammate Wilbur Jackson. He started all 24 games in his two seasons at Alabama, during which time the team compiled a 21-3 record, won two Southeastern Conference championships, and earned All-SEC honors twice and All-American honors in his final season. Mitchell earned a bachelor's degree in social work in 1972, and in 2009 he was elected into the Alabama Sports Hall of Fame.

Mitchell transferred to the University of Alabama from Eastern Arizona Junior College where he played on both the offensive and defensive lines from 1969-1970 and was twice-named a Junior College All-American.

Born in Mobile, Ala., Mitchell and his wife, Joyce, live in Pittsburgh.



**Keith
Butler**

Defensive Coordinator

COACHING TIMELINE

- **1990-1994**
University of Memphis
Linebackers
- **1995-1997**
University of Memphis
Linebackers/Defensive
Ends & Special Teams
- **1998**
Arkansas State
University Defensive
Coordinator &
Linebackers
- **1999-2002**
Cleveland Browns
Linebackers
- **2003-2014**
Pittsburgh Steelers
Linebackers
- **2015-2018**
Pittsburgh Steelers
Defensive Coordinator

Keith Butler is in his fourth season as the team's defensive coordinator, after being promoted to the position on January 13, 2015.

Butler had previously served as the team's linebackers coach for 12 seasons (2003-2014). He was originally hired by the Steelers on January 28, 2003, after serving the prior four seasons (1999-2002) as the linebackers' coach of the Cleveland Browns. Butler remained on the Steelers' staff following Mike Tomlin's hiring in January of 2007.

Butler and Tomlin previously worked together at Memphis in 1996, when Butler coached the linebackers, defensive ends and special teams units, and Tomlin served as the Tigers' defensive backs coach.

Since Butler arrived in Pittsburgh in 2003, he has been instrumental in the development of Steelers' linebackers. He was honored in 2008 when he was named NFL Linebacker Coach of the Year by *Pro Football Weekly*.

The Steelers set a single-season franchise record and led the NFL with 56 sacks during Butler's third season as defensive coordinator in 2017, surpassing the team's previous mark of 55 set in 1994 and matched in 2001. Pittsburgh's defense held opponents to 306.9 yards per game in 2017—the third-fewest yards allowed—and to 20 points or less in 10 games—tied as the third-most such games—in 2017.

Four of Pittsburgh's defenders recorded at least 5.0 sacks in 2017, including Cameron Heyward who produced a career and team-best of 12.0—the most by a Steeler in a single season since 2010—and T.J. Watt who led all rookie linebackers with 7.0 sacks. Ryan Shazier earned his first Pro Bowl selection in 2017. He tied for the most interceptions among AFC linebackers (3) and tied for second among all AFC defensive players in solo tackles (68) through the first 12 weeks of the season before suffering a season-ending injury.

Pittsburgh won its final seven games of the 2016, thanks in large part to its defense. In the final seven weeks of the season, the Steelers' defense recorded 25.0 sacks, which led the League during that span. Also during those final seven weeks, Pittsburgh's defense ranked in the top five in numerous categories, including fewest net yards allowed per game (293.6), fewest net passing yards allowed per game (197.0), and fewest points allowed per game (17.3).

In Butler's second season as defensive coordinator in 2016, three rookies, Artie Burns, Sean Davis and Javon Hargrave, all earned starting roles. It marked the first time in team history since 1971 that three defensive rookies all earned starting roles in a single season. Davis earned the Joe Greene Great Performance Award, given annual to the Steelers' top rookie.

In his first season as the Steelers' defensive coordinator in 2015, Pittsburgh's defense tied for the League lead with seven red zone takeaways. The Steelers' defense also finished in the top-10 in the League in numerous categories, including second in fewest rushing touchdowns allowed (6), third in sacks (48.0), fifth in fewest rushing yards allowed per game (91.2) and sixth in interceptions (17). Pittsburgh's 48.0 sacks and 17 interceptions were both the most the team registered in a single season since 2010.

In Butler's final season coaching linebackers in 2014, the group was led by Lawrence Timmons, who was selected to his first Pro Bowl. Timmons led the Steelers with 132 tackles, which was good for second-most in the AFC.

Butler also was reunited with James Harrison in 2014. Harrison was signed early in the season due to a number of injuries to the linebacker group. During the 2016 season, Harrison became the Steelers' all-time leader in sacks.

Continued on next page

KEITH BUTLER



»» Keith
Butler

In 2013, linebackers Timmons and Jason Worilds led a unit that lost two veterans, Larry Foote and LaMarr Woodley, to season-ending injuries early in the year. Timmons led the team with a career-high 155 tackles. Worilds led the team with a career-high 8.0 sacks.

Butler's linebackers helped Pittsburgh's defense secure the NFL's No. 1 ranking in 2012. Five different linebackers each recorded four or more sacks in 2012 for the first time in team history, since sacks became an official statistic in 1982. Timmons had a memorable 2012 campaign, as he became the first Steeler to lead the team or tie for the team high in tackles, interceptions and sacks since Joey Porter in 2002.

Butler's guidance helped Harrison become one of the League's most elite performers. Harrison, the 2008 NFL Defensive Player of the Year, earned two straight team MVP awards (2007-08), recorded the longest interception return in Super Bowl history (100 yards for a touchdown in Super Bowl XLIII), and he earned five straight Pro Bowl Selections (2007-11). Harrison still holds the team record for sacks in a season, a career-high 16.0 in 2008.

Butler's coaching also guided Woodley, who owns an NFL record for posting 2.0 sacks in each of his first four postseason games. Besides Harrison, Woodley is the only player in team history to record at least 10.0 sacks in three straight seasons (2008-10). The two teamed up to produce the most sacks in a single-season by a duo (27.5) in 2008.

Prior to joining the Browns' staff, Butler spent nine years coaching in the college ranks, beginning at his alma mater, Memphis, where he coached linebackers from 1990-97, and also coached defensive ends and special teams (1995-97). He then served as defensive coordinator and linebackers coach at Arkansas State in 1998.

Butler was selected by the Seattle Seahawks in the second round of the 1978 NFL Draft and played linebacker for 10 seasons (1978-87), all with Seattle. He started 132-of-146 games in his career, and still ranks second on the club's all-time tackles list with 813.

A three-year starter at inside linebacker for Memphis, Butler led the team in tackles his junior and senior seasons. He finished his collegiate career with 384 tackles and seven interceptions. He was named a 1977 Associated Press All-American and played in the 1977 Senior Bowl and Blue-Gray All-Star Game. Butler was born in Anniston, Ala. He and his wife Janet have three sons, Blake, Brandon and Brett.



Randy
Fichtner

**Offensive Coordinator/
Quarterbacks Coach**

COACHING TIMELINE

- **1984-1985**
Purdue University
Student Assistant
- **1986-1987**
University of Michigan
Graduate Assistant
- **1988**
University of Southern
California
Volunteer Coach
- **1989**
University of Nevada,
Las Vegas (UNLV)
Tight Ends
- **1990-1993**
University of Memphis
Wide Receivers/
Quarterbacks
- **1994-1996**
Purdue University
Wide Receivers/
Recruiting Coordinator
- **1997-2000**
Arkansas State University
Offensive Coordinator/
Quarterbacks
- **2001-2006**
University of Memphis
Offensive Coordinator/
Quarterbacks
- **2007-2009**
Pittsburgh Steelers
Wide Receivers
- **2010-2017**
Pittsburgh Steelers
Quarterbacks
- **2018**
**Pittsburgh Steelers
Offensive
Coordinator/
Quarterbacks**

Randy Fichtner enters his first season as the Steelers' offensive coordinator in 2018 after spending the previous eight seasons as the team's quarterbacks coach and three prior as the team's wide receivers coach. Fichtner, who will remain the quarterbacks coach for the Steelers, was hired by Head Coach Mike Tomlin on January 29, 2007.

In Fichtner's eight seasons (2010-17) as the team's quarterbacks coach, Ben Roethlisberger has totaled some very impressive numbers. Over that span, he has thrown for 31,763 yards with 202 touchdowns for a passer rating of 95.4, all of which rank in the top-10 in the NFL. Roethlisberger eclipsed 3,500 passing yards in six and 20 touchdown passes in seven of Fichtner's eight years coaching the quarterbacks in Pittsburgh. Roethlisberger has also been selected to the Pro Bowl five times during that span, and he has earned Pro Bowl honors in each of the past four seasons (2014-17).

Roethlisberger quarterbacked Pittsburgh to a 12-3 record, including a 5-0 mark vs. AFC North opponents, in his 15 games played and started in 2017. During the 2017 season, Roethlisberger became the eighth quarterback in NFL history to reach 50,000 passing yards and the fifth quarterback to reach the milestone in fewer than 200 games, the seventh quarterback in NFL history with at least 125 regular-season game wins as a starter and the first player in League history to register three regular-season games with at least 500 passing yards in an NFL career.

Roethlisberger led the Steelers to a 12-5 record (postseason included) in 2016, as the team made it all the way to the AFC Championship Game. He continued to move his way up the passing charts, as he became one of 10 quarterbacks in NFL history to reach 300 career passing touchdowns during the regular season. Roethlisberger also appeared in his 20th career postseason game, the most playoff game appearances in Steelers' history.

Despite missing four games due to a knee injury in 2015, Roethlisberger led the NFL in passing yards per game (328.2), and he set a single-season team record by completing 68.0% of his passes. On December 20, 2015, Roethlisberger completed 40 passes against Denver at Heinz Field to become the first quarterback in NFL history to have two 40-completion games in a career. In Roethlisberger's absence, Fichtner had to prepare quarterbacks Mike Vick and Landry Jones, who helped lead the team to a 3-2 record in the five games Roethlisberger did not start.

Roethlisberger had a season for the ages in 2014, as he set numerous single-season team records, including attempts (608), completions (408), passing yards (4,952) and 300-yard games (9). Roethlisberger also tied his single-season record with 32 touchdown passes (2007) and finished tied for the NFL lead (Drew Brees, New Orleans) in passing yards.

In a Week 8 game vs. Indianapolis in 2014, Roethlisberger set the single-game team record in completions (40), passing yards (522) and passing touchdowns (6). With his 522-yard performance, he became the first quarterback in NFL history to throw for at least 500 yards in multiple games in a career. The following week, Roethlisberger threw six more touchdowns vs. the Baltimore Ravens to give him an NFL record 12 touchdown passes in a two-game span.

In Fichtner's final year as wide receivers coach in 2009, the Steelers had two 1,000-yard receivers (Hines Ward and Santonio Holmes). In 2008, Holmes was named MVP of Super Bowl XLIII, after he caught nine passes for 131 yards, including the game-winning touchdown reception with 35 seconds remaining in the fourth quarter.

Fichtner, who instituted the spread offense at Memphis, was an integral part

Continued on next page

RANDY FICHTNER


 »» Randy
Fichtner

of the Tiger football team for six years. He was hired in 2001 to serve as the offensive coordinator and quarterbacks coach, and his offense re-wrote the Memphis record book for six seasons. During his tenure, he recruited and coached running back DeAngelo Williams, who etched his name in the Memphis Tigers and NCAA record books. The two were reunited when Williams suited up for the Steelers (2015-16).

Fichtner spent four years (1997-2000) at Arkansas State University. Prior to joining the staff at Arkansas State, Fichtner spent three years at his alma mater, Purdue University. His original stint with Memphis came from 1990-94, when he coached wide receivers and quarterbacks. During his tenure, Fichtner worked with future NFL All-Pro Isaac Bruce.

Fichtner worked as a student assistant and graduate assistant at Purdue (1985-86) and at the University of Michigan (1986-87), before serving as a volunteer coach at the University of Southern California in 1988. He landed his first full-time position in 1989 as the tight ends coach at UNLV, and worked for the Rebels for one season before going to Memphis.

A native of Cleveland, Ohio, Fichtner was a standout football player at Meadville Area Senior High School in Meadville, Pa. He played defensive back at Purdue and graduated in 1985 with a bachelor's degree in health promotion.

His father, Ross, played safety for the Cleveland Browns (1960-67) and the New Orleans Saints (1968). Ross saw action in 106 career games, and he recorded 27 interceptions for 581 yards, three of which were returned for touchdowns. Ross was named second-team All-NFL in 1966 and was a member of the 1964 Browns NFL Championship team.

Fichtner is married to the former Jennifer Parker of Covington, Tenn., and the couple has three children, a son, Nathaniel Ross, and two daughters, Shelby Brooke and Kirby Lynn.



**Danny
Smith**

Special Teams Coordinator

COACHING TIMELINE

- **1976**
Edinboro State
Graduate Assistant
- **1977-1978**
Pittsburgh Central
Catholic High School
Defensive Backs
- **1979**
Clemson University
Graduate Assistant
- **1980-1983**
The College of William &
Mary Assistant
- **1984-1986**
The Citadel, The Military
College of South
Carolina Assistant
- **1987-1994**
Georgia Institute of
Technology (Georgia Tech)
Running Backs/Wide
Receivers/Defensive
Backs
- **1995-1998**
Philadelphia Eagles
Defensive Backs/
Special Teams
- **1999-2000**
Detroit Lions
Tight Ends
- **2001-2003**
Buffalo Bills
Special Teams
Coordinator
- **2004-2012**
Washington Redskins
Special Teams
Coordinator
- **2013-2018**
**Pittsburgh Steelers
Special Teams
Coordinator**

Danny Smith is in his sixth season with the Steelers as the special teams coordinator. Smith was hired on January 31, 2013.

Kicker Chris Boswell earned his first Pro Bowl selection following a record-setting 2017 season. Boswell established single-season franchise records for the most field goals made (35) and total points (142) during the 2017 season, in addition to setting a team record for the most field goals made from 50 yards or further in a season with four. His 35 field goals made and 142 points surpassed the previous milestones of Norm Johnson set in 1995 (34 and 141). Boswell converted four game-winning field goal attempts—kicks within one minute of regulation—during the 2017 regular season.

Following a year in which he set the team's single regular-season record for highest net punting average in 2016, third-year punter Jordan Berry tallied the second-best mark in 2017 with a 39.8 average.

In 2016, Boswell tied the franchise's regular-season record for the most field goals made in a single game with six (12/18 at Cincinnati). In that contest, he also set the franchise record for most field goals made from 40 yards or longer in a single game (5). Since 1960, his five field goals made from 40 yards or longer are tied for the most in a single game in NFL history (Mason Crosby, 11/22/15).

Boswell also set the NFL and Steelers' record for most field goals made in a single postseason game (6) at Kansas City in the AFC Divisional Playoff. At the end of the 2016 postseason, Boswell was a perfect 15-of-15 in his playoff career. He became the first player in NFL postseason history to convert each of his first 15 field goal attempts.

Berry set the team's single regular-season record for highest net punting average (40.2), and he became the seventh Steeler in team history to land 50 punts inside the opponent's 20-yard line in their career in 2016.

In 2015, the Steelers lost kicker Shaun Suisham for the season in the team's first preseason contest due to a knee injury. Pittsburgh then went through two other kickers (Garrett Hartley and Josh Scobee) before signing Boswell prior to the team's Week 5 game.

Though Boswell had never kicked in an NFL game, he made 29 field goals and 26 PATs for a total of 113 points in just 12 games. He set rookie/first-year single-season team records in field goals made (29), points (113) and field goal percentage (90.6). Boswell's 29 field goals tied for fifth on the team's single-season field goals made chart.

Berry set the Steelers' single-season record (since 1976) for the highest percentage of punts downed inside the 20-yard line (47.5) in 2015. That percentage also placed him third in the NFL.

In 2014, Smith got solid efforts from Suisham and punter Brad Wing. Suisham made 29-of-32 field goal attempts and all 45 of his PATs for a total of 132 points, good for fourth in the AFC. Wing averaged 43.7 yards per punt in his debut NFL season in 2014. His gross punting average was the fifth-highest total in team history for a rookie or first-year player in a single season.

In the Steelers' Week 17 showdown with the Cincinnati Bengals, the AFC North Championship was on the line. Smith's punt return units cleared the way for Antonio Brown to return a punt 71 yards for a touchdown. It marked the second straight season Brown returned a punt for a touchdown against Cincinnati.

In his first season as the Steelers' special teams coordinator in 2013, Suisham had a career year, connecting on 30-of-32 field goals, which set a career-high and tied for the third-most field goals made in a single season in Steelers history. His 93.8 field goal percentage (minimum 15 attempts) also set a new single-season team record.

Continued on next page

DANNY SMITH



In addition to being selected to the Pro Bowl as a wide receiver in 2013, Brown was also selected as a return specialist. He recorded a 67-yard punt return for a touchdown in Week 15 versus Cincinnati, which was one of his five returns of 40 or more yards on the season.

Prior to joining Pittsburgh, Smith served as the Washington Redskins' special teams coordinator from 2004-2012. He helped establish Washington's special teams as one of the top coverage and return units in the NFL.

In 2011, Smith's special teams units ranked first in the NFC in kickoff return average allowed (20.8 yards) for the second consecutive season. Also in 2011, Smith guided Graham Gano to a career season. Gano finished the season with a career-high 31 field goals made. In Week 9, Gano set a team record for the longest field goal, when he connected on a 59-yarder.

The Redskins finished first in the NFC in kickoff return average allowing 19.0 yards per return, and second in the NFC in opponent's average starting position on kickoffs (23.7-yard line) in 2010.

Smith's teams also produced two of the biggest plays of the 2009 Redskins' season. Hunter Smith had an eight-yard touchdown run on a fake field goal in Week 1, and he threw a 35-yard touchdown in Week 10. In doing so, Smith became the first specialist in NFL history to rush for a touchdown and throw a touchdown in the same season.

Smith's units ranked among the best in the NFL in 2006, finishing fourth in the NFL in kickoff coverage and eighth in the NFL in punt coverage. The season was filled with numerous special teams splash plays, including one kickoff return for a touchdown, one punt return for a touchdown, two blocked punts and one blocked field goal.

Prior to joining the Redskins, Smith was the special teams coordinator for the Buffalo Bills (2001-03), coached tight ends for the Detroit Lions (1999-2000), and he split duties as the defensive backs and special teams coach for the Philadelphia Eagles (1995-98).

Smith spent eight years (1987-94) as an assistant coach for Georgia Tech, where he coached running backs, wide receivers and defensive backs. He was on the staff for the Yellow Jackets' 1990 team that was named co-NCAA National Champions.

Smith played defensive back for Edinboro State College from 1972-1976, and he was elected to the Edinboro University Athletics Hall of Fame in 2007. His first collegiate coaching position came as a graduate assistant at his alma mater in 1976. Smith also was an assistant coach at Clemson University (1979), The College of William & Mary (1980-83) and The Citadel, the Military College of South Carolina (1984-86).

Born and raised in Pittsburgh, Smith attended Pittsburgh Central Catholic High School. He coached at Central Catholic (1977-78), helping tutor future Pro Football Hall of Fame quarterback Dan Marino. Smith is married to Elaine, of Ambridge, Pa. They have three children, Erin, Courtney and Jason.



**Tom
Bradley**

Defensive Backs Coach

COACHING TIMELINE

1979

Penn State University
Graduate Assistant

1980

Penn State University
Special Teams

1981-82

Penn State University
Special Teams/RC

1983-84

Penn State University
Wide Receivers/
Special Teams/RC

1985

Penn State University
Special Teams/RC

1986-95

Penn State University
Outside Linebackers/
Special Teams

1996-99

Penn State University
Defensive Backs

2000-11

Penn State University
Defensive Coordinator/
Cornerbacks

2011

Penn State University
Interim Head Coach

2014

West Virginia University
Senior Associate Head
Coach/Defensive Line

2015-17

University of California,
Los Angeles (UCLA)
Defensive Coordinator

2018

**Pittsburgh Steelers
Defensive Backs**

Tom Bradley is entering his first season as the Steelers' defensive backs coach and his first year in the National Football League coaching ranks. He was hired on February 8, 2018.

Bradley brings more than 35 years of coaching experience from the collegiate level—including more than 30 years from the sidelines at Penn State University—to the Steelers.

A native of Johnstown, Pa., Bradley most recently served as the defensive coordinator at the University of California, Los Angeles from 2015-17. In 2017, the Bruins' secondary yielded 196.3 passing yards per game—the second-best average in the Pac-12 conference. Bradley's defensive unit allowed 4.9 yards per play in each of his first two years at UCLA—ranking as the lowest mark in the Pac-12 in 2015, and tied as the second-best average in the conference in 2016 while allowing the fewest touchdown passes (12) in the same season. In 2016, the Bruins' defense ranked 12th in the nation in defensive efficiency.

Before joining UCLA in 2015, Bradley spent the 2014 season as the Senior Associate Head Coach at West Virginia University and oversaw the team's defensive line.

Bradley spent more than 30 years on the coaching staff at Penn State prior to his time at West Virginia. He served as the Nittany Lion's defensive coordinator from 2000-11 and as interim head coach in 2011.

The Nittany Lion's defense ranked in the top 15 in six consecutive seasons in total defense and scoring defense from 2004-09 under Bradley's guidance. Penn State held 53 of its 88 opponents to 17 points or fewer from 2004-11, including a stretch of 10 games during the 2009 season. During the eight-year span from 2004-11, Bradley's defense finished in the top 10 nationally in points allowed seven times and in the top 20 in the nation in total defense seven times. The 2008 Nittany Lion's defensive unit was one of only four in the nation to rank in the top 10 in rushing, total and scoring defense while leading the Big Ten in both rushing and total defense.

Bradley helped guide Penn State to 13 double-figure win seasons, 20 years with at least nine wins and 27 bowl appearances, including the 1982 and 1986 National Championships. Bradley was tabbed *Rivals* Defensive Coordinator of the year in 2008 and named the *Associated Press* Defensive Coordinator of the Year in 2005.

In his career, Bradley has coached 20 All-Americans, 67 All-Conference Players and over 50 student-athletes who reached the National Football League.

Bradley, a member of the Penn State football team from 1975-78, earned letters in his final two seasons in which the Nittany Lions compiled a 22-2 record. In 1978, Penn State earned a berth in the National Championship game vs. Alabama, and appearances in the 1975 and 1979 Sugar Bowls, the 1976 Gator Bowl and the 1977 Fiesta Bowl. Bradley has been to 35 Bowl Games as a player and coach during his collegiate career.

Bradley earned his degree in business in 1979 and a Master's in sports administration from Penn State in 1986. He served as a graduate assistant in 1979 at Penn State and became a full-time coach in 1980.

Bradley is a graduate of Bishop McCort (Johnstown, Pa.) High School and is an inductee in the Cambria County Sports Hall of Fame for his accomplishments in football, basketball and track and field as a prep student-athlete. He was inducted into the Western Pennsylvania Sports Hall of Fame in May of 2014. Bradley was honorary chair of the 2006 Pennsylvania Special Olympics State Summer Games. He was inducted into the Pittsburgh Hall of Fame in 2015, and is one of four football coaches to receive the honor. From 2012-13, Bradley spent two years as a football color analyst at CBS and ESPN.



**James
Daniel**

Tight Ends Coach

COACHING TIMELINE

- **1974-1980**
Enterprise High School
(Enterprise, Ala.)
Offensive Line
- **1981-1992**
Auburn University
Offensive Line
- **1993-1996**
New York Giants
Tight Ends
- **1997-99, 2001-03**
Atlanta Falcons
Tight Ends
- **2000**
Atlanta Falcons
Offensive Line
- **2004-2018**
Pittsburgh Steelers
Tight Ends

James Daniel is in his 15th season coaching tight ends for the Steelers. Daniel, who was hired on January 24, 2004, remained with the team following Mike Tomlin's hiring in January of 2007.

The Steelers tight ends unit of Xavier Grimble, Jesse James and Vance McDonald combined for five touchdown receptions during the 2017 season. James recorded the first multi-scoring game by a Steelers' tight end since 2012 in Week 1 of 2017, and set single-season career highs for receptions (43) and receiving yards (372) while matching a personal-best of three touchdown catches. McDonald, in his first season with Pittsburgh, caught 10 passes for 112 yards in the team's AFC Divisional Playoff game, setting Steelers postseason records for a tight end in a playoff game.

The 2016 season marked Daniel's first time coaching the tight ends group without Steelers' great, Heath Miller, since Daniel's first season with Pittsburgh in 2004. Ladarius Green, Grimble, James and David Johnson all combined for six receiving touchdowns, but it was in the run game where the group excelled. The tight end unit's blocking helped pave the way for the Steelers' offense to rush for 1,760 yards, including 1,268 from Le'Veon Bell.

Under Daniel's guidance, Miller became one of the top pass catchers in franchise history. Miller, who retired on February 19, 2016, left the Steelers as the team's all-time leader in receptions (592), receiving yards (6,569) and receiving touchdowns (45) by a tight end.

Overall, Miller ranks third in career receptions, fourth in receiving yards, fifth in receiving touchdowns and sixth in scrimmage yards (6,577) in Steelers' annals. Miller is one of 15 tight ends in NFL history to reach 6,000 career receiving yards during the regular season.

In 2015, Miller recorded 500 receiving yards for the ninth straight season to become just the second player in team history to accomplish that feat (Hines Ward). Also in 2015, he became just the second player in team history (Ward) to record at least one reception in 100 straight regular-season games played (Miller, 103).

Miller became the first tight end to ever be selected as team MVP in 2012, the same season he earned his second Pro Bowl selection. Miller earned his first Pro Bowl selection in 2009, the same season he set the team's single-season record for receptions by a tight end (76).

In 2007, Daniel groomed a young group of tight ends that finished the season with 11 receiving touchdowns, which are the most combined receiving touchdowns of any Steelers' tight end corps in team history.

During his tenure with the Atlanta Falcons (1997-2003), Daniel was instrumental in the development of Pro Bowler Alge Crumpler. Daniel began his NFL coaching career as the tight ends coach of the New York Giants from 1993-96. However, Daniel's first experience in the NFL came through the NFL's Fellowship Program in 1988 with the New Orleans Saints, and in 1992 with the Denver Broncos, who were led by Head Coach Dan Reeves. Daniel served under Reeves for his first 11 years in the NFL.

He began his coaching career in the college ranks as the offensive line coach at Auburn University (1981-92) for Head Coach Pat Dye. During Daniel's 12 years at Auburn, the Tigers appeared in nine postseason bowl games, four of his linemen earned All-America honors and several were selected All-SEC.

Prior to Auburn, Daniel coached for seven years at Enterprise High School (Enterprise, Ala.) from 1974-80. During his tenure, 11 of his offensive linemen earned college scholarships.

A native of Wetumpka, Ala., Daniel was a three-year starter (offensive guard) and four-year letter winner at Alabama State University from 1970-73. Daniel is married to Myrtis.



**Darryl
Drake**

Wide Receivers Coach

COACHING TIMELINE

- **1983-84**
Western Kentucky University
Graduate Assistant
- **1985-88**
Western Kentucky University
Wide Receivers
- **1989-90**
Western Kentucky University
Secondary
- **1991**
Western Kentucky University
Passing Game Coordinator/
Quarterbacks
- **1992-96**
University of Georgia
Wide Receivers
- **1997**
Baylor University
Offensive Coordinator/
Quarterbacks
- **1998-2003**
University of Texas
Wide Receivers
- **2004-12**
Chicago Bears
Wide Receivers
- **2013-17**
Arizona Cardinals
Wide Receivers
- **2018**
Pittsburgh Steelers
Wide Receivers

Darryl Drake is entering his first season as the Steelers' wide receivers coach and his 15th year in the National Football League coaching ranks. He was hired on January 26, 2018.

Drake joined the Steelers after spending his previous five years in the same capacity with the Arizona Cardinals (2013-17) and nine years with the Chicago Bears (2004-12).

With the Cardinals from 2013-17, Drake coached wide receiver Larry Fitzgerald, who was selected to four Pro Bowls in that span, including his team-record 11th Pro Bowl selection in 2017. Fitzgerald totaled the third-most receptions in the NFL with Drake on staff—hauling in 470 passes for 5,132 yards and 33 touchdown receptions. Fitzgerald eclipsed 100 receptions in each of his previous three seasons (2015-17), leading the NFL with 107 catches in 2016—the second time he led the NFL in the category (2005).

Arizona finished the 2016 season with 418 points, the fourth-best total in Cardinals history, while having the ninth ranked offense in the NFL. In 2015, the Cardinals boasted the top-ranked offense in the NFL and established single-season records for points (489), touchdowns (59), touchdown passes (35), total net yards (6,533), first downs (373) and first downs passing (237). Fitzgerald set a franchise single-season record with 109 catches and John Brown totaled 65 grabs for 1,003 yards and seven touchdowns in his second season. Fitzgerald and Brown's 2015 campaign marked the fifth time in Cardinals history with multiple 1,000-receiving yard players. Drake was named the top wide receivers coach in the NFL in 2015 by *Pro Football Focus*.

In 2014, Drake mentored Brown, who established an NFL rookie record with four game-winning touchdown receptions on the season. Michael Floyd had a career-high with six touchdown catches and ranked second among NFL receivers with an average of 17.9 yards per reception. Floyd posted his first 1,000-yard season (1,041 yards) while collecting a career-high 65 receptions in 2013.

While in Chicago in 2012, Drake tutored Pro Bowl wide receiver Brandon Marshall who set franchise records with 118 receptions for 1,508 yards to go along with 11 touchdown catches. Marshall finished second in the NFL in both receptions and receiving yards behind Detroit's Calvin Johnson. Throughout his Bears' tenure, Drake helped develop young talent, including Johnny Knox, Earl Bennett and Devin Hester. In 2011, Knox ranked second in the NFL in receiving yards (19.6 yards per catch), a year after finishing fifth in the League (18.8 yards per reception). In 2009, Knox's 45 catches tied for the most ever by a Bears rookie wide receiver, tied for third all-time by a Chicago rookie and was seventh among all NFL rookies. In 2009, the Bears tied for the fewest dropped passes in the NFL (20). During Chicago's Super Bowl run in 2006, the Bears led the NFL by hauling in 95.9 percent (282-of-294) of the catchable balls thrown their way. The 12 drops by Chicago's receivers in 2006 matched Buffalo for the fewest in the NFL.

Before entering the NFL coaching ranks in 2004, Drake spent 21 seasons on the collegiate sideline.

Continued on next page

DARRYL DRAKE

He spent six seasons as the wide receivers coach at the University of Texas from 1998-2003, and added the title of associate head coach prior the 2003 campaign. At Texas, Drake guided three Longhorn wide receivers to first-team All-Big 12 honors and directed three of the most productive duos in Texas history. While coaching the first three 1,000-yard receiving in school history, the Longhorns averaged nearly 10 wins a season. Drake mentored first-round draft pick Roy Williams, who finished his Texas career as the leading receiver in school history with 251 catches for 4,017 yards and 37 touchdown receptions. He also coached Wayne McGarity, a fourth-round draft pick of the Dallas Cowboys in 1999.

In 1997, Drake served as the offensive coordinator and quarterbacks coach at Baylor. Prior to joining Baylor, Drake spent five seasons as the University of Georgia's wide receivers coach from 1992-96, where he coached former Steelers wide receivers Hines Ward and Andre Hastings.

Drake began his coaching career at his alma mater, Western Kentucky, as a graduate assistant from 1983-84 and spent his next nine seasons with the Hilltoppers: wide receivers (1985-88), secondary (1989-90) and passing game coordinator/quarterbacks (1991).

Drake, a wide receiver at WKU in 1975 and from 1977-78, helped his school reach an 8-2 record and the Ohio Valley Championship as a senior and was a member of the 11-2 OVC Championship squad that played in the 1975 Division II Championship game.

He spent time in two NFL training camps as a player with the Washington Redskins (1979) and the Cincinnati Bengals (1983) in addition to playing one season with the Ottawa Roughriders of the Canadian Football league in 1981.

Drake, a native of Louisville, Ky., earned his bachelor's degree in 1980 and a master's degree in 1984 from Western Kentucky University. He was an All-State performer in football and an All-American in both track and field and basketball at Flaget (Louisville, Ky.) High School. He and his wife, Shelia, have three daughters, Shanice, Felisha and Marian, and two grandchildren.



**Karl
Dunbar**

Defensive Line Coach

COACHING TIMELINE

- **2002-03**
Oklahoma State
Defensive Line
- **2004**
Chicago Bears
Defensive Line
- **2005**
Louisiana State
University
Defensive Line
- **2006-11**
Minnesota Vikings
Defensive Line
- **2012-14**
New York Jets
Defensive Line
- **2015**
Buffalo Bills
Defensive Line
- **2016-17**
University of Alabama
Defensive Line
- **2018**
**Pittsburgh Steelers
Defensive Line**

Karl Dunbar is entering his first season as the Steelers' defensive line coach and his 12th year as a defensive line coach in the National Football League in 2018. He was hired by the Steelers on February 8, 2018.

Dunbar re-enters the NFL coaching ranks after spending the previous two years as the defensive line coach at the University of Alabama. At Alabama, Dunbar tutored a defensive line that helped the school capture the College Football Playoff National Championship following a 2017 campaign, and advance to the game after the 2016 season. The Crimson Tide defense led the nation in total defense (260.4 yards per game allowed) and rushing defense (94.7 yards per game allowed) in 2017. In his first season at Alabama, the Crimson Tide defense led the nation in rushing defense, yielding just 63.9 yards per game and ranked fourth in sacks (3.6 sacks per game) while recording a school-record 54 sacks.

In 2015, Dunbar served as the defensive line coach of the Buffalo Bills, where he reunited with defensive tackle Kyle Williams whom he coached at Louisiana State University.

Dunbar oversaw a defensive line with the New York Jets for three seasons (2012-14) that featured the 2013 *Associated Press* Defensive Rookie of the Year—Sheldon Richardson—who also earned Pro Bowl honors in 2014. Richardson totaled 11.5 sacks during his two seasons under Dunbar's tutelage—the fifth-most among all AFC defensive tackles during that period. Muhammad Wilkerson, a Jets defensive lineman, also benefited greatly under Dunbar's guidance, posting a team-leading and career-high 10.5 sacks in 2013—the most by a Jets player since 2005. Wilkerson was named second-team All-Pro by the *Associated Press* and a first alternate for the Pro Bowl.

Before joining the Jets, Dunbar served as the defensive line coach of the Minnesota Vikings from 2006-11. Minnesota's defense allowed the fewest rushing yards in the NFL (84.8 yards per game) and recorded the sixth-most sacks in the League (242) during Dunbar's six-years with the Vikings. The Vikings' rush defense was the best in the NFL in three consecutive years from 2006-08, marking the first time since the 1970 AFL-NFL merger that a team had the No. 1 rushing defense in three consecutive seasons.

Three Minnesota defensive linemen were selected to multiple Pro Bowls while Dunbar was the unit's position coach: defensive tackle Kevin Williams (five), defensive end Jared Allen (four) and defensive tackle Pat Williams (three). The trio earned the honor of being the first Vikings trio of defensive lineman to earn Pro Bowl nods in the same season since 1969 in 2008—a season in which they led the League in rushing defense for the third straight year.

In 2011, the Vikings' defense tied for the most sacks in the NFL with 50, an effort led by Allen's NFL-leading 22 sacks—just a half-sack shy of the League's single-season record.

The Vikings' defense allowed just 985 rushing yards in Dunbar's second season with the franchise in 2007—setting a franchise record and ranking second in the NFL since the 1970 AFL-NFL merger behind the Ravens' 970 yards allowed in 2000.

Continued on next page

KARL DUNBAR

In 2005, Dunbar coached the defensive line at Louisiana State University, which featured Buffalo Bills defensive tackle Kyle Williams.

Dunbar's first coaching stint in the NFL was with the Chicago Bears in 2004. He guided a young defensive line that included rookie first-round pick Tommie Harris and second-round selection Tank Johnson.

Dunbar was the defensive line coach at Oklahoma State University from 2002-03, where he mentored future Viking Kevin Williams and helped him become the program's first defensive lineman to be a first-round selection (ninth in 2003) since Leslie O'Neal (eighth in 1986).

He began his coaching career at Opelousas (La.) High School in 1986 before advancing to Beau Chene (Arnaudville, La.) High School in 1997.

Dunbar, an eighth-round draft selection of the Steelers in 1990, played on the defensive line for two teams in his NFL career: New Orleans Saints (1992-93) and Arizona Cardinals (1994-95). He also played one season in NFL Europe (Rhein Fire, 1995).

Dunbar was a member of a Louisiana State University defense as a player while current Steelers Assistant Head Coach John Mitchell was on the Tigers' coaching staff.

Dunbar and his wife, Pamela, have three children: Karmichael Mackenzie II, Mickel Angelle and Nickolette Alyse. A native of Opelousas, La., Dunbar graduated from Louisiana State University with a bachelor's degree in criminal justice.



**Mike
Munchak**

Offensive Line Coach

COACHING TIMELINE

- **1994-1996**
Houston Oilers
Offensive Assistant/
Quality Control
- **1997-2010**
Houston Oilers/
Tennessee Oilers/
Tennessee Titans
Offensive Line
- **2011-2013**
Tennessee Titans
Head Coach
- **2014-2018**
**Pittsburgh Steelers
Offensive Line**

Mike Munchak is in his fifth season as the offensive line coach for the Steelers, after being hired on January 23, 2014.

Munchak is entering his 37th season in the NFL, having spent 32 of those years as a player, and later as a coach, with the Tennessee Titans/Houston Oilers organization. Munchak served as the head coach of the Tennessee Titans from 2011-2013.

On August 4, 2001, Munchak was recognized for his outstanding playing career when he was inducted into the Pro Football Hall of Fame.

The Steelers have allowed the fourth-fewest sacks in the NFL since Munchak became the team's offensive line coach in 2014.

Pittsburgh's offensive line allowed just 21 sacks in 2017—tied for the third-fewest in the NFL on the season—and tallied it's second-straight season ranking top-three in the category among all NFL teams. Three Steelers offensive linemen—David DeCastro, Maurkice Pouncey and Alejandro Villanueva—were selected to the 2018 Pro Bowl. DeCastro also earned *Associated Press* First-Team honors.

The Steelers' offensive line was instrumental in running back Le'Veon Bell's stellar 2017 campaign, which included being named a Pro Bowler and receiving First-Team (Flex) and Second-Team (RB) *Associated Press* honors. Bell finished second among all NFL players with 1,946 yards from scrimmage and third in rushing yards (1,291).

In 2016, the Steelers' offensive line helped pave the way for Bell to have one of his best seasons on record. Bell, who was named a Pro Bowler, a second-team AP All-Pro and Steelers' MVP, led the NFL in scrimmage yards per game (157.0). He also set the team's single-game record for most rushing yards in the regular season (236, Week 14 at Buffalo) and in the postseason (170, AFC Divisional Playoff at Kansas City).

Two offensive linemen, DeCastro and Pouncey, were recognized for their outstanding play during the 2016 season. They each earned Pro Bowl honors. DeCastro was also named a second-team AP All-Pro. Collectively, the offensive line allowed just 17 sacks on quarterback Ben Roethlisberger, the fewest sacks he has ever taken in a single-season in his career.

Munchak's group stared in the face of adversity in 2015, as the unit lost Pouncey to a season-ending leg injury during the preseason, followed by the loss of tackle/guard Kelvin Beachum after a season-ending knee injury in Week 6. With the "next man up" approach, center Cody Wallace and Villanueva each stepped into the starting lineup and remained there for the entire regular season and postseason.

In 2015, the offensive line helped block for an offense that finished tied for first in the NFL in yards per play (6.3), third in the League in net yards per game (395.4) and net passing yards per game (287.7), tied for fourth in the NFL in points per game (26.4) and fifth in the League in plays of at least 20 yards (76).

In Munchak's first season as the Steelers' offensive line coach in 2014, the line helped block for an offense that set numerous single-season team records and led the NFL in multiple categories.

In 2014, the team set single-season records in points (436), total net yards (6,577), passing yards per game (301.6) and total first downs (379). Pittsburgh's offense also finished first in the NFL in time of possession (32:24), yards per first-down play (6.42) and tied for first (Green Bay) in the NFL in yards per play (6.2). The Steelers also scored 30 points seven times on the season to tie a franchise record for most 30-point games in a single season (1975 and 1979).

Continued on next page

MIKE MUNCHAK

In his three seasons as the head coach of the Titans, Munchak compiled a 22-26 record (.458). He posted 15 wins in his first two seasons as the Titans' head coach, which were the third-most wins by a coach in his first two full seasons with the team. Munchak's first season as head coach in 2011 saw the Titans finish with a 9-7 record, which was the team's first winning season since 2008 and made him one of only two rookie head coaches (Jim Harbaugh, San Francisco 49ers) to post a winning record in 2011.

Prior to taking over as head coach, Munchak spent 14 years (1997-2010) as Tennessee's offensive line coach. During his tenure, four of his offensive linemen totaled 10 Pro Bowl invitations and led the way for five different running backs to total an NFL-high 12 1,000-yard rushing seasons. The Titans ranked seventh in the League in rushing yards (124.5 yards per game) and finished in the top 10 in rushing seven times from 1997-2010. From 1997-2013, the Titans are the only team to produce 16 1,000-yard rushers.

In 2009, Munchak's offensive line group helped pave the way for a 2,000-yard rushing season by Chris Johnson. Johnson became only the sixth player in NFL history to reach that mark and was named the Offensive Player of the Year.

In Munchak's 14 seasons as offensive line coach, only twice did the team start the same five linemen from one season to the next. However, the Titans allowed the second-fewest sacks (28.3 per season) in the NFL from 1997-2010. In 2003, the offensive line provided protection for QB Steve McNair to garner NFL co-MVP honors.

Munchak began his coaching career with the Oilers as an offensive assistant in 1994, before officially becoming an offensive quality control coach for the 1995-96 seasons. Then Titans head coach Jeff Fisher promoted Munchak to offensive line coach prior to the start of the 1997 season, where he remained until he took over as the Titans' head coach in 2011.

The Oilers selected Munchak with the eighth pick of the 1982 NFL Draft, making him the first offensive lineman chosen that year. Munchak played guard for Houston for 12 seasons from 1982-93 and started 156 regular season games (seventh-most in franchise history) and 10 postseason contests. Munchak was selected to nine Pro Bowls (1984-85, '87-'93) during his career and was named to the NFL's 1980s "All-Decade" team. The team retired Munchak's number 63 jersey in 1996 and he was inducted into the Titans/Oilers Hall of Fame in 1999.

Munchak played his collegiate football at Penn State from 1979-81 and earned a business degree. Among his many honors, he is also a member of the Pennsylvania, Texas and Polish-American Sports Halls of Fame.

Munchak is a native of Scranton, Pa., and is married to Marci. They have two grown daughters, Alexandria and Julie, and a granddaughter, Emilia.



**Jerry
Olsavsky**

Inside Linebackers

COACHING TIMELINE

- **1999**
Thomas Jefferson High School (Jefferson Hills, Pa.) Volunteer
- **2000**
Chaney High School (Youngstown, Ohio) Volunteer
- **2001**
Duquesne University Volunteer
- **2002**
University of North Carolina
Assistant Strength Coach
- **2003-2009**
Youngstown State University
Linebackers Coach
- **2010-2014**
Pittsburgh Steelers
Defensive Assistant
- **2015-2018**
**Pittsburgh Steelers
Inside Linebackers**

Jerry Olsavsky is in his fourth season as the team's inside linebackers coach. Olsavsky was promoted to his current position on February 6, 2015.

The inside linebacking corps faced adversity three quarters of the way through the 2017 season when the leader of the unit, Ryan Shazier, was faced with a season ending injury in Week 13. Shazier, who earned his first Pro Bowl selection, was tied for the most interceptions among AFC linebackers (3), tied for second among all AFC defensive players in solo tackles (68) and led all NFL linebackers with 11 passes defended, before his injury. Despite losing Shazier, the inside linebacking unit continued to play at a high level, contributing to the defenses' single-season team-record setting 56.0 sacks.

Vince Williams finished second on the team with a career-high 8.0 sacks and registered a single-season best 88 tackles to finish third on the Steelers' defense while starting all 16 regular-season games.

Tyler Matakevich scored the team's first points of the 2017 season by recovering a blocked punt in the end zone in Week 1. He led the special teams unit in tackles for the second consecutive season with 14.

In 2016, the inside linebacker unit was led by Shazier and Lawrence Timmons. Including the postseason, Shazier totaled 105 tackles, 3.5 sacks, five interceptions, three forced fumbles and one fumble recovery. He was named a Pro Bowl alternate for his efforts.

Counting the postseason, Timmons totaled 143 tackles, 4.5 sacks, two interceptions and one forced fumble. The 2016 season marked the fifth-straight year Timmons recorded at least 100 tackles, and it marked the fourth straight season that he led the team in tackles.

Olsavsky also guided Matakevich, a rookie inside linebacker, who led the Steelers with 12 special teams tackles during the 2016 regular season.

In 2015, Shazier finished second on the team in tackles, while adding 3.5 sacks and two forced fumbles, despite missing four games due to various injuries. In Week 2 vs. San Francisco, Shazier had a breakout game, recording 15 tackles, 1.0 sack, one forced fumble and one fumble recovery. Shazier also led the team in tackles (20) and forced fumbles (2) during the postseason.

Another member of Olsavsky's group, Williams, led the team with 11 special teams during the 2015 regular season.

Prior to his promotion, Olsavsky was a defensive assistant for five seasons. He assisted all areas of the defensive staff in their daily operations. In Olsavsky's five years as a defensive assistant, the Steelers' defense ranked top-two in the League in total defense three times, including back-to-back years (2011-12) as the No. 1 ranked defense.

A 10-year NFL veteran, Olsavsky spent seven seasons coaching linebackers for Youngstown State University. Prior to coaching at Youngstown State, Olsavsky spent one year as an assistant strength coach at the University of North Carolina. He also coached at his alma mater, Chaney High School in Youngstown and at Duquesne University.

Olsavsky, was selected by the Steelers in the 10th round (258th overall) of the 1989 NFL Draft, and played linebacker from 1989-97. He saw action in 108 games for the Steelers, making 227 tackles, while also excelling on special teams. Olsavsky battled back from a career threatening knee injury in 1993 and helped lead the Steelers to a berth in Super Bowl XXX. In 1995, he was the recipient of the Steelers' Ed Block Courage Award, given annually to the Steeler that overcomes many obstacles to achieve great success on the field. Olsavsky finished his playing career in 1998 with the Baltimore Ravens.

Playing collegiately at the University of Pittsburgh, Olsavsky was a first-team Kodak All-American as a senior in 1988, when he made 129 tackles. He became the Panthers' first defensive player since 1976 to record more than 100 tackles in three consecutive seasons. He earned his degree in information science in 1990.

Olsavsky was born in Youngstown, Ohio, and he resides in Pittsburgh with his three children, Joseph, Emma and Dominic.



Joey
Porter

Outside Linebackers

COACHING TIMELINE

2013

Colorado State
University Undergraduate
Student Assistant

2014

Pittsburgh Steelers
Defensive Assistant

2015-2018

**Pittsburgh Steelers
Outside Linebackers**

Joey Porter is in his fourth season as the team's outside linebackers coach. Porter was promoted on February 6, 2015, after serving as a defensive assistant for the team for the 2014 season.

Porter is entering his 18th NFL season and fifth as a coach. He spent 13 seasons (1999-2011) as a linebacker, playing with Pittsburgh, Miami and Arizona. He spent the 2013 season as an undergraduate student assistant coach at his alma mater, Colorado State University.

Two outside linebackers—Bud Dupree and T.J. Watt—finished the 2017 season with at least five sacks each. Dupree recorded career-highs in tackles (40) and sacks (6.0). Watt, the team's 2017 first-round draft selection, led all rookie linebackers and tied for second among all NFL rookies with 7.0 sacks, marking the second-most by a rookie in team history. He was the only NFL linebacker to finish the 2017 season with at least 50 tackles, 5.0 sacks, five passes defended and an interception.

In 2016, outside linebacker James Harrison led the Steelers with 5.0 sacks. It marked the ninth season that Harrison either tied for the team lead or led the team in sacks. Dupree, who missed a significant part of the season due to injury, led all AFC linebackers with 4.5 sacks in December/January.

In his first season coaching the outside linebackers in 2015, his group totaled 15.0 sacks. The group was led by Harrison, who totaled 5.0 sacks, and also added one interception and two forced fumbles.

Dupree totaled 4.0 sacks in his 2015 rookie season, which was tied for the fifth-most sacks in the NFL by a rookie. His 4.0 sacks also tied for third on the Steelers' all-time sacks list by a rookie. For his efforts, Dupree was honored with the Joe Greene Great Performance Award, given annual to the Steelers' top rookie.

Porter was originally drafted by the Steelers in the third round (73rd overall) of the 1999 NFL Draft, and played for Pittsburgh from 1999-2006. He spent the 2007-09 seasons with the Miami Dolphins before playing his final two years (2010-11) with the Arizona Cardinals. Porter started 171-of-188 career games, as he registered 98.0 sacks, 25 forced fumbles, 12 interceptions, nine fumble recoveries, three defensive touchdowns and one safety. His 60.0 sacks as a member of the Steelers rank third in franchise history, since sacks became an official statistic in 1982.

Porter also started 11 postseason games in which he played (10 with Pittsburgh), and he was a key member of Pittsburgh's Super Bowl XL team. He registered 6.0 sacks and one forced fumble in his postseason career.

A four-time Pro Bowler and a four-time All-Pro, Porter was named to the NFL's All-Decade Team for the 2000's. During the 2008 season, Porter registered his 70th career sack, which made him the first player in NFL history with 10 career interceptions and 70.0 career sacks. Porter was also the only NFL player to register at least 5.0 sacks in each season from 2000-10, recording at least 9.0 sacks six times in that span.

Porter played at Colorado State from 1995-98, registering 20.0 career sacks in two seasons on defense after spending his first two collegiate seasons on offense. His 14.0 sacks as a senior earned him All-WAC honors and invites to both the East-West Shrine Game and the Senior Bowl. Porter still ranks fifth on the school's all-time sacks list and his 14.0 sacks in 1998 are the second-most in a single season in school history. In November of 2013, Porter was inducted into the Colorado State Athletics Hall of Fame. He graduated from Colorado State with a degree in liberal arts in May, 2014.



**James
Saxon**

Running Backs Coach

COACHING TIMELINE

- **1997-98**
Rutgers University
Running Backs
- **1999**
Menlo College
Volunteer Assistant
- **2000**
Buffalo Bills
Running Backs
- **2001-2007**
Kansas City Chiefs
Running Backs
- **2008-2010**
Miami Dolphins
Running Backs
- **2011-2013**
Minnesota Vikings
Running Backs
- **2014-2018**
Pittsburgh Steelers
Running Backs

James Saxon is in his fifth season as the running backs coach for the Steelers, after being hired on January 28, 2014. Saxon is entering his 27th season in the NFL as either a player or coach.

In his 18 years as an NFL running backs coach, Saxon has helped his backs reach the Pro Bowl 14 times, and has had a running back surpass the 1,000-yard rushing mark in a single season 11 times.

Running back Le'Veon Bell earned his third straight and fourth overall Pro Bowl selection following the 2017 season, while adding two *Associated Press* honors, First-Team (Flex) and Second-team (RB). Bell finished the 2017 season third among all NFL players in rushing yards (1,291) and second in yards from scrimmage (1,946) while scoring 11 total touchdowns (nine rushing / two receiving).

Bell became the fastest player in NFL history to reach 5,000 rushing and 2,500 receiving yards in a career (59 games). He tied Eric Dickerson for the fewest games in NFL history to reach 7,500 yards from scrimmage in his 59th game

Fullback Roosevelt Nix was named to the 2018 Pro Bowl. He finished the 2017 season with one rushing and one receiving touchdown, along with 10 special teams tackles, while paving the way for Bell's production out of the backfield.

Bell was named a Pro Bowler, Steelers MVP and second-team AP All-Pro for his 2016 efforts. He led the NFL in scrimmage yards per game (157.0), and set the team's single-game record for most rushing yards in the regular season (236, Week 14 at Buffalo) and in the postseason (170, AFC Wild Card Playoff at Kansas City).

Also in 2016, Bell became the fastest player in NFL history to reach 3,000 rushing yards and 1,500 receiving yards in his career (38 games). He reached 4,000 rushing yards in his 47th career game played, the second-fewest games in team history to reach 4,000 rushing yards. And his 47 games to reach 4,000 rushing yards is also the third-fewest among active players.

Veteran running back DeAngelo Williams filled in for Bell for the first three games of the 2016 season. He was named AFC Offensive Player of the Week and earned FedEx Ground Player of the Week for Week 1, when he totaled 143 rushing yards with two rushing touchdowns. In those three games, Williams totaled 258 rushing yards and two rushing touchdowns.

In 2015, Bell was lost for the season due to a knee injury he sustained in Week 8. Williams contributed in a big way, as he totaled 1,274 scrimmage yards and tied for the League lead with 11 rushing touchdowns. He was the only AFC player to register at least 1,000 scrimmage yards and at least 10 rushing touchdowns. Williams tied the single-game franchise record by rushing for three touchdowns Week 2 vs. San Francisco.

After Williams suffered a foot injury that kept him out of the postseason, backup running backs Jordan Todman and Fitzgerald Toussaint contributed in the post-season, combining for 230 scrimmage yards in two games.

Saxon coached Bell to a breakout season in just his second year in the League in 2014. Bell was named Steelers' MVP and he set numerous single-season records, including yards from scrimmage (2,215), first downs (114), receptions by a running back (83) and receiving yards by a running back (854). He became the first player since Walter Payton (1976) to total at least 200 yards from scrimmage in three straight games.

Continued on next page

JAMES SAXON

Bell rushed for an AFC-best 1,361 yards in 2014, the fifth-highest total in a single season in team history. He also became just the second player in NFL history to record at least 1,350 rushing yards and 850 receiving yards in a single season (Marshall Faulk, 1999). In Weeks 11-14, Bell totaled 830 yards from scrimmage, which tied him for the fourth-most in a four-game span in NFL history.

In 2012, Saxon helped guide Minnesota Vikings running back Adrian Peterson to the second-best single-season rushing performance in NFL history with 2,097 yards. That year, Peterson became only the third player in Minnesota history to be named NFL MVP and was also named the NFL Offensive Player of the Year. Peterson set or tied numerous team and League records in 2012, including the most rushing yards in the month of December (861) in NFL history and his 10 games of more than 100 rushing yards tied his own team record (2008). In addition to Peterson's accolades, FB Jerome Felton was a second-team All-Pro selection and earned a Pro Bowl spot for the first time in his career.

Prior to Minnesota, Saxon spent three seasons (2008-10) coaching running backs for the Miami Dolphins, including Ricky Williams and Ronnie Brown, who he helped reach the Pro Bowl following the 2008 season. In 2009, the Dolphins finished with the NFL's fourth-best rushing attack (139.4 yards per game) and Williams led the team with 1,121 rushing yards. The Dolphins also used Brown and Williams in the Wildcat package as a wrinkle in their offense.

Saxon spent seven seasons (2001-07) with the Kansas City Chiefs, helping a trio of the top backs in franchise history (Priest Holmes, Larry Johnson and Tony Richardson) earn seven Pro Bowl selections. Holmes and Johnson totaled five 1,000-yard rushing seasons between them in Saxon's tenure. Holmes and Johnson also rank first and second, respectively, in team history in career yardage and own four of the top single-season rushing totals in team history, including Johnson's team-record 1,789 yards in 2006.

The 2003 season saw Holmes set the Kansas City single-season record with 27 rushing touchdowns, which at the time was also an NFL record. Holmes played his entire career under Saxon, finishing with 24 100-yard rushing games, which was later topped by Johnson's 30 such performances.

Saxon broke into the NFL as a running backs coach with the Buffalo Bills in 2000, after spending three seasons in the collegiate ranks. Saxon spent one season as a volunteer assistant coach at Menlo College in 1999 and spent two seasons coaching running backs at Rutgers University (1997-98).

Saxon was a sixth-round draft choice (139th overall) by the Kansas City Chiefs in 1988. He spent eight seasons as an NFL running back, playing for the Chiefs (1988-91), Dolphins (1992-94) and Philadelphia Eagles (1995). In his career, Saxon played in 111 games during the regular season and in eight postseason contests. During the regular season, Saxon totaled 214 touches for 1,048 scrimmage yards.

Saxon began his collegiate career at American River Junior College (1984-85). He then transferred to San Jose State University (1986-87), where he totaled 609 rushing yards and nine touchdowns on 118 carries in two seasons. He recorded 78 receptions for 732 yards and four touchdowns, while also throwing four touchdown passes.

He married the former Elizabeth Wilson in June of 2018. His son, Devin, played football at Harvard, and he has a step-daughter, Matti.



**Shaun
Sarrett**

Assistant Offensive Line

COACHING TIMELINE

- **2004**
Streetsboro
High School (OH)
Offense and Defensive
Line Coach/Co-Strength
Coach
- **2005**
Marshall University
Defense Quality Control/
Graduate Assistant/
Defensive Line Assistant
- **2006**
Marshall University
Defense Graduate
Assistant/Defensive
Line Assistant
- **2006-2007**
Marshall University
Offensive Graduate
Assistant/Offensive
Line Assistant
- **2008-2011**
Duke University
Offensive Quality
Control/Offensive
Line Assistant
- **2012-2017**
Pittsburgh Steelers
Offensive Assistant
- **2018**
**Pittsburgh Steelers
Assistant Offensive
Line**

Shaun Sarrett is in his seventh season with the Steelers and his first as assistant offensive line coach. Sarrett spent the previous six years as the team's offensive assistant, primarily helping coach the offensive line, and assisting the offensive coaching staff with game preparation, video analysis and the scouting of opponents.

Pittsburgh's offensive line allowed just 21 sacks in 2017—tied for the third-fewest in the NFL on the season—and tallied its second-straight season ranking top-three in the category among all NFL teams. Three Steelers offensive linemen—David DeCastro, Maurkice Pouncey and Alejandro Villanueva—were selected to the 2018 Pro Bowl. DeCastro also earned *Associated Press* First-Team honors.

The Steelers' offensive line was instrumental in running back Le'Veon Bell's stellar 2017 campaign, which included being named a Pro Bowler and receiving First-Team (Flex) and Second-Team (RB) *Associated Press* honors. Bell finished second among all NFL players with 1,946 yards from scrimmage and third in rushing yards (1,291).

In 2016, the Steelers' offensive line helped pave the way for RB Le'Veon Bell to earn the following honors, Pro Bowl, second-team AP All-Pro and Steelers' MVP. He led the NFL in scrimmage yards per game (157.0), and he also set the team's single-game record for most rushing yards in the regular season (236, Week 14 at Buffalo) and in the postseason (170, AFC Divisional Playoff at Kansas City). Collectively, the offensive line allowed just 17 sacks on QB Ben Roethlisberger, the fewest sacks he has ever taken in a single-season in his career.

The offensive line lost Pro Bowl center Maurkice Pouncey to a season-ending leg injury during the preseason, followed by the loss of tackle/guard Kelvin Beachum after a season-ending knee injury in Week 6. But with the "next man up" approach, the group rallied.

In 2015, the offensive line helped block for an offense that finished tied for first in the NFL in yards per play (6.3), third in the League in net yards per game (395.4) and net passing yards per game (287.7), tied for fourth in the NFL in points per game (26.4) and fifth in the League in plays of at least 20 yards (76).

In 2014, the offensive line helped block for the offense to set single-season records in points (436), total net yards (6,577), passing yards per game (301.6) and total first downs (379). Pittsburgh's offense also finished first in the NFL in time of possession (32:24), yards per first-down play (6.42) and tied for first (Green Bay) in the NFL in yards per play (6.2).

Sarrett spent four seasons as the offensive quality control and offensive line assistant coach for Duke University. During the 2011 season, Sarrett assumed Ron Middleton's tight end coaching responsibilities when an injury sidelined him. He joined the Duke staff after spending two years as a graduate assistant at Marshall University, where he earned a master's degree in special education. Prior to his stint at Marshall, he served as an offensive and defensive line coach at Streetsboro High School (Streetsboro, Ohio).

A native of Beckley, W. Va., Sarrett played guard for Kent State University and was a three-year letterman. He received the Dick Scesniak Award for overcoming adversity during the 2003 season, and he earned his degree in health education in 2004.



*Denzel
Martin*

Coaching Assistant

COACHING TIMELINE

- **2015**
University of Missouri
Recruiting Graduate
Assistant
- **2016-17**
Pittsburgh Steelers
Scouting Assistant
- **2018**
Pittsburgh Steelers
Coaching Assistant

Denzel Martin is in his first season as one of the team's coaching assistants, after previously serving as the Steelers' scouting assistant from 2016-17. Martin assists in the daily operations of the defense. His responsibilities include game preparation, video analysis and scouting of opponents.

Prior to joining the Steelers in 2016, Martin spent a year as a recruiting graduate assistant at the University of Missouri in 2015, where he played linebacker from 2010-14. Martin received a degree in multidisciplinary studies in 2014 and a master's in education with an emphasis in positive coaching from Missouri in 2015.



*Matt
Symmes*

Coaching Assistant

COACHING TIMELINE

- **2013**
Duke University
Offensive Graduate
Assistant
- **2014**
University of Florida
Offensive Graduate
Assistant
- **2015**
Indiana University
Offensive Graduate
Assistant
- **2016-17**
University of South
Carolina
Offensive Graduate
Assistant
- **2018**
Pittsburgh Steelers
Coaching Assistant

Matt Symmes is in his first season as one of the team's coaching assistants. Symmes assists in the daily operations of the offense. His responsibilities include game preparation, video analysis and scouting of opponents.

Symmes joins the Steelers after spending the previous two years as a football graduate assistant, offense, at the University of South Carolina. Prior to South Carolina, Symmes held the same role at Indiana University (2015), the University of Florida (2014) and Duke University (2013). A native of Houston, Texas, Symmes graduated from Duke in 2013 with a degree in history.



Blaine
Stewart

Coaching Assistant

COACHING TIMELINE

2018

**Pittsburgh Steelers
Coaching Assistant**

Blaine Stewart is in his first season as one of the team's coaching assistants. Stewart assists in the daily operations of the offense and special teams units. His responsibilities include game preparation, video analysis and scouting of opponents.

A native of Morgantown, W. Va., Stewart played wide receiver at the University of Charleston (W. Va.) in 2016 and 2017, after beginning his collegiate playing career at James Madison University (2013-15). He received bachelor's in sport and recreation management from James Madison in 2016, before completing a master's in business administration from Charleston in 2017.

He is the son of late West Virginia head coach, Bill Stewart.



**Garrett
Giemont**

Conditioning Coordinator

COACHING TIMELINE

- **1970-1977**
Los Angeles Rams
Training Assistant
- **1978-1982**
Los Angeles Rams
Assistant Trainer
- **1983-1989**
Los Angeles Rams
Strength and
Conditioning Trainer
- **1990-1991**
Los Angeles Rams
Strength and
Conditioning Coach
- **1992-1994**
Chicago Cubs
Director of Physical
Development
- **1995-2001**
Oakland Raiders
Strength and
Conditioning Coach
- **2002**
Oakland Raiders
Strength and
Conditioning Coordinator
- **2003-2005**
Tampa Bay Buccaneers
Strength and
Conditioning Coordinator
- **2007-2018**
Pittsburgh Steelers
Conditioning
Coordinator

Garrett Giemont is in his 12th season as conditioning coordinator for the Steelers after being hired on January 31, 2007.

Giemont was honored with the NFL's 2015 Strength and Conditioning Coach of the Year award by Samson Equipment which was presented by *American Football Monthly* at the end of the 2014 season.

Giemont was also named the 2008 Strength and Conditioning Coach of the Year/Super Bowl Achievement Award from the Professional Football Strength and Conditioning Coaches Society.

Giemont has 30+ years of experience in the NFL, and served as the Tampa Bay Buccaneers' strength and conditioning coordinator (2003-05) prior to joining the Steelers.

Giemont was named Coach of the Year by The Professional Football Strength and Conditioning Coaches Society after the 2002 season while working for the Oakland Raiders under head coach Bill Callahan. Giemont spent eight seasons as a member of the Raiders' staff, including the first seven as strength and conditioning coach and the final season as strength and conditioning coordinator.

Prior to joining the Raiders, Giemont spent three seasons in Major League Baseball as the Director of Physical Development for the Chicago Cubs (1992-94). He originally entered the NFL with the Los Angeles Rams in 1970 as a part-time training assistant and served as the Rams' assistant trainer from 1978-82. From 1983-89, Giemont was the Rams' strength and conditioning trainer and worked as the team's strength and conditioning coach from 1990-91.

Giemont and his wife, Sonya, have two sons, Jackson and Jett.



**Marcel
Pastoor**

**Strength and Conditioning
Assistant Coach**

Marcel Pastoor is in his 15th season as the Steelers' strength and conditioning assistant coach and his 18th overall season with the team.

Pastoor assists conditioning coordinator Garrett Giemont with the strength and conditioning program.

Pastoor received his undergraduate degree from Virginia Tech in exercise physiology and kinesiology in 2000. He completed his master's from the University of Pittsburgh in exercise physiology, graduating with honors in 2003.

Prior to joining the Steelers, Pastoor interned with the Washington Redskins in 1998 and was the volunteer assistant strength coach for Radford University from 1999-2001.

Pastoor and his wife Cayce have a daughter, Catelyn Ann, and a son, Carter Matthew.



**Terry
Cousin**

**Player Engagement
Coordinator**

Terry Cousin is in his fourth season with Pittsburgh as the team's Player Engagement Coordinator.

Cousin works in the area of player development, assisting players with life skills on and off the field, and helping players transition to life after football.

Prior to joining the Steelers, Cousin served as the Chicago Bears' Director of Player Engagement (2014), the Director of Player Engagement for the Tampa Bay Buccaneers (2012-13) and the Director of Player Development for his alma mater, the University of South Carolina (2010-11).

While working for the Buccaneers, Cousin created a program called Buccaneer University, which helped players with education, internships, benefits and financial services. He was also the main contact between the Buccaneers' players and community relations department, assisting with player involvement in the community. Cousin also helped relocate players when they came to Tampa and aided Buccaneers rookies with their transition into the NFL.

During his two years at South Carolina, Cousin worked with student athletes across multiple sports. He also served as a sideline reporter for the Gamecocks' radio broadcasts and did features on student athletes for Steve Spurrier's television show. Cousin was a four-year letterman for the South Carolina football team (1993-96), and he also ran track. He was the 1993 Scott Sinclair Freshman Award winner.

A former NFL cornerback, Cousin enjoyed a 12-year career, playing for the Bears, Atlanta Falcons, Miami Dolphins, Carolina Panthers, New York Giants, Jacksonville Jaguars and Cleveland Browns. He originally signed with the Bears in 1997 as an undrafted rookie free agent out of South Carolina.



Kevin
Colbert

**Vice President &
General Manager**

COACHING TIMELINE

- **1984**
BLESTO
Scout
- **1985-1989**
Miami Dolphins
College Scout
- **1990-1999**
Detroit Lions
Pro Scouting Director
- **2000-2010**
Pittsburgh Steelers
Director of Football
Operations
- **2011-2017**
Pittsburgh Steelers
Vice President and
General Manager

Kevin Colbert is in his 19th season with the Steelers, after joining the team on February 15, 2000.

Colbert has helped assemble teams that have won two Super Bowls (XL and XLIII), three AFC Championships, nine division titles, earned 12 playoff berths and recorded at least eight wins in 17 seasons.

Colbert oversees the personnel area of the team and supervises the scouting staff. Among his duties, he is in charge of administering player acquisitions and transactions, including the NFL Draft, free agent signings and trades, and evaluating pro and college personnel. He also serves as the Steelers' liaison with the NFL office and the other NFL teams on football matters.

Colbert served as the Detroit Lions' pro scouting director from 1990-99. He was responsible for scouting NFL players, NFL Europe and the Canadian Football League. He also assisted in the evaluation of college talent.

Prior to joining the Lions, Colbert spent five seasons as a college scout for the Miami Dolphins (1985-89) and one season (1984) with the BLESTO Scouting Service.

Colbert began his career as a coach and has experience in three sports—football, basketball and baseball. He was the backfield coach and recruiting coordinator at Ohio Wesleyan University for three years (1981-83), and in 1984, he also served as the school's head baseball coach.

From 1979-81, Colbert was a graduate assistant basketball coach at Robert Morris University. He also served as the school's head baseball coach in 1981.

Born and raised in Pittsburgh, Colbert graduated from North Catholic High School and received his bachelor's degree from Robert Morris in 1979. He and his wife, Janis, have three children, Kacie, Jennifer and Daniel, and three grandchildren, Avery, Colby and Brock.



*Omar
Khan*

**Vice President of Football
& Business Administration**

Omar Khan is in his 22nd season in the NFL and 18th season with the Pittsburgh Steelers, having served in numerous positions within the organization.

In his current role, Khan works with the day-to-day overall management of the Football Operations Department, working closely with President Art Rooney II, General Manager Kevin Colbert and Head Coach Mike Tomlin. He is in charge of overseeing many different areas and functions of the organization.

Prior to joining the Steelers, Khan worked with the New Orleans Saints for four years. In 2000, he served as Football Operations/Coaching Assistant, where he supervised the overall operation of the football program and assisted the offensive coordinator in the day-to-day operations of the offense. From 1998-99, Khan served as New Orleans' Player Personnel Assistant. His duties included assisting in pro scouting, negotiating player contracts, government affairs and football administration, as well as serving as interim Player Programs Director during the 1998 season. In 1997, Khan was a Player Personnel Intern, primarily working with scouting and research.

Khan joined the Saints after spending the 1996 season as an undergraduate assistant with the Tulane University football program.

Khan is involved in many activities and organizations throughout the Pittsburgh region, including serving on the executive board of Visit Pittsburgh, the executive board of the Pittsburgh Hispanic Chamber of Commerce, the board of the Pittsburgh Film Office and on the advisory board of FNB Community Bank. In 2005, Khan was selected to attend the NFL Manager Program at Stanford University Executive Education Graduate School of Business. In 2013, he was selected to attend the NFL Career Development Symposium for front office personnel at the University of Pennsylvania.

Khan, a graduate of Tulane, was born in New Orleans, La. He and his wife Kristen reside in Mt. Lebanon, Pa. The couple has two daughters, Sophia and Hannah.



*Samir
Suleiman*

**Football Administration
Coordinator**

Samir Suleiman (Suh-meer Sool-e-mun) is entering his 18th season in the NFL and sixth season as the Steelers' Football Administration Coordinator. Suleiman assists primarily with the management of the salary cap, player contract negotiations and team logistics. In 2015, he was selected to attend the NFL Career Development Symposium for front office personnel.

Previously, he worked for the St. Louis Rams (2000-09), first, as one of the youngest directors in the NFL in the newly-created position of Director of Football Administration, then was promoted to Director of Football Operations in 2005, where he was the team's secondary football executive, primary negotiator and liaison with the NFL Office and helped oversee all aspects of football operations (player personnel, coaching, budgeting, medical, video, equipment and player programs) as well as evaluated both college and pro players (including most responsibilities of pro scouting directors), culminating in the Rams' Super Bowl XXXVI appearance.

In 2005, he was selected to represent the Rams at the NFL-Stanford University Graduate School of Business Executive Education Program for Managers, and in 2008, Suleiman was a panelist on football analytics at the MIT Sloan Sports Business Conference. Prior to joining the Rams, he served as Manager of Contract Information for the Jacksonville Jaguars (1998-1999) when the franchise won their first two division championships. He was also hired in 2011 as an Expert Witness for the winning Defense in the Aldra Wilson v. Chad J. Prusmack, M.D. malpractice lawsuit.

Suleiman began his career in 1997 with the NFL Management Council, for which he monitored club compliance with the salary cap and analyzed player contracts, and was a member of the Club Services Committee (2001-09) that oversees technology development and all MC/Club interaction. He is one of only a few executives that have worked at the NFL Office and for three division-winning organizations that each played in Conference Championship Games.

Born in Washington, D.C., Suleiman was a letterman in four sports in high school and earned a Bachelor of Science degree in sports management from James Madison University where he played wide receiver on the 1994 Lambert Cup Championship football team, and in 2003, was presented with an Outstanding Alumnus Award. In 2018, he became a member of the Hart School Advisory Council. He also played semi-pro football for the Brooklyn (NY) Mariners that won the 1997 Garden State Football League Championship.



Dan
Rooney Jr.

**Player Personnel
Coordinator**

Dan Rooney Jr. is in his seventh season as player personnel coordinator after spending 17 seasons as a college scout for the Steelers. Rooney's duties include scouting college players, primarily in the Southeast, while also being involved in pro scouting and salary cap management.

He is the grandson of Steelers' founder, "The Chief" Art Rooney, Sr., the son of late Steelers' Chairman, Ambassador Dan Rooney, and brother of Steelers' President, Art Rooney II.

Rooney graduated from Washington & Jefferson College in 1986 with a degree in business administration. He played football for legendary Head Coach John Luchhardt, and was named an All-Conference safety as a sophomore. After graduation, Rooney worked under Coach Luchhardt as an assistant coach from 1986 to 1990.

In 1991, Rooney spent a season with the NFL Europe League office, which at the time was located in Dallas, Texas. His primary responsibilities were to Team Dallas, a spare parts team that supplied the league with replacements for injured players.

In 1993, Rooney moved to Durham, N.C., where he taught and coached at the high school level. He coached for Gary Merrill at Northern Durham High, one of the state's top high school programs. From 1995-97, Rooney coached at Leesville Road High School in Raleigh, N.C.

Rooney and his wife, Dr. Allison Evanoff, live in Gastonia, N.C. They have two sons, John Patrick and Brendan Charles.



Phil
Kreidler

**College Scouting
Coordinator**

Phil Kreidler is in his 28th season with in the Steelers personnel department and his fifth as college scouting coordinator. Kreidler spent his first eight years with the team scouting college players, and was given additional responsibilities of scouting pro teams in 2000.

From 1988-90, Kreidler served as a graduate assistant coach at the University of Cincinnati, where he helped coach the wide receivers and quarterbacks.

Kreidler attended Furman University, where he played free safety. He was a member of the 1985 1-AA national finalist and Southern Conference champion Paladin squad. He graduated in 1988 with a degree in history.

Kreidler and his wife, Kim, have one son, Jeff, and live in Pittsburgh.



**Brandon
Hunt**

Pro Scouting Coordinator

Brandon Hunt is in his ninth season as the Steelers' pro scouting coordinator, after spending two years (2007-2009) as a pro scout for the Houston Texans. In his current position, Hunt is responsible for scouting Steelers' opponents and evaluating pro players. He was selected to attend the NFL Career Development Symposium for front office personnel in 2014 and 2018.

Hunt joined the Texans in the summer of 2007, and served as a pro scout for the team until being hired by the Steelers. Prior to joining Houston, Hunt spent the 2005 and 2006 seasons as an intern in the Steelers' scouting department, where he helped with both college and pro scouting. He was on board when the team won Super Bowl XL to give the franchise its fifth Lombardi Trophy.

Hunt's professional career began as a graduate assistant at Indiana University of Pennsylvania in 2004, and after a year there he was hired by the Steelers to work in their player personnel department.

Hunt attended IUP where he was a four-year starter at guard and center from 2000-03. He captained the team as a senior and earned first-team All-PSAC and All-Region honors at guard. He earned his Bachelor of Science degree in management information systems in December 2003, and a master's degree in business administration in August 2006.

Born in Los Angeles, Calif., Hunt was raised in Pittsburgh where he attended Pine-Richland High School and lettered in football and track.

Hunt resides in Pittsburgh with his wife Shawnika. The couple has two sons, Chayton Robert and Brayden Major.



**Rick
Reiprish**

**Senior Assistant,
College Scouting**

Rick Reiprish is in his fourth season with the Steelers' personnel department as the team's senior assistant, college scouting. He was hired on May 16, 2015.

Reiprish brings 35 years of personnel experience to Pittsburgh, most recently serving as the Director of College Scouting for the New Orleans Saints for 11 years (2004-14). Prior to joining the Saints, he spent eight years with the Jacksonville Jaguars (1994-2002), first as the team's Director of College Scouting before being elevated to Director of Player Personnel in 1998.

Reiprish began his NFL career as a southeast scout with BLESTO from 1979-82, before joining the Kansas City Chiefs as a personnel scout for two years. He spent 10 years with the Seattle Seahawks (1984-94), serving as an area scout before being promoted to eastern scout supervisor in 1989.

A native of Shamokin, Pa., Reiprish graduated from Villanova University in 1972, where he played wide receiver and tight end. He earned a master's degree in education-administration and supervision from Austin Peay in 1974. He coached the wide receivers and running backs at Austin Peay from 1973-76, before joining the staff at East Tennessee State in 1977, where he tutored the quarterbacks and running backs. In 1978, he served as the offensive line coach at North Alabama.

Reiprish has two children, Andrew and Ashleigh.



**Mark
Bruener**

College Scout

Mark Bruener is in his sixth season as a college scout for the Steelers, after previously serving three seasons as Pittsburgh's BLESTO scout.

Bruener played tight end in the NFL for 14 seasons, the first nine as a member of the Steelers (1995-2003) and the final five with the Houston Texans (2004-08). He was drafted by the Steelers in the first round (27th overall) of the 1995 NFL Draft, and he played in 126 games, making 108 starts. His 137 receptions and 16 receiving touchdowns each rank fifth all-time in team history for a tight end. Bruener was also known for his excellent blocking skills. In his nine seasons with the Steelers, the team averaged 2,142 rushing yards per year. In 1998, Bruener was voted Steelers' Sprint Man of the Year for his dedication to community service.

He graduated from the University of Washington with a degree in economics. Bruener started his final three seasons at tight end, and finished his career with 90 receptions, which were the most by a tight end in team history at the time. During his freshman season, in which he saw action in all 12 games, the Huskies went undefeated and were named co-NCAA National Champions.

Bruener formerly served on the NFL Players Association Executive Committee. Prior to joining the Steelers' scouting staff full-time, Bruener spent the summer of 2010 interning in the Steelers' scouting department during training camp.

A native of Aberdeen, Wash., Bruener currently lives in Woodinville, Wash., with his wife, Traci, two daughters, Allie and Chloe, and three sons, Carson, Braydon and Hudson.



**Mike
Butler**

College Scout

Mike Butler is in his sixth season of his second stint with the Steelers scouting department and his 31st season as a scout in the NFL. Butler previously spent four seasons with the team's personnel department from 1983-86.

Butler's last NFL assignment was as a regional scout for the Detroit Lions during the 2007 and 2008 seasons. Before joining the Lions, Butler spent 19 seasons (1987-2005) in the Indianapolis Colts' scouting department, serving as the team's director of college scouting for his final six seasons. Prior to being promoted to that position in 2000, Butler served one season as regional scouting director and the 12 seasons before that as an area scout.

Butler got his start in scouting as an intern in the Steelers player personnel department in 1983 and remained with the team through the 1986 season.

He is the son of Pro Football Hall of Famer and former Steelers defensive back Jack Butler. Jack was an All-Pro for the Steelers from 1951-59 and then served as the director of the BLESTO Scouting Combine for 44 years (1963-2007).

Butler earned his master's degree in sports leadership from Duquesne University in 2011. He received his bachelor's degree in fine arts from Indiana University of Pennsylvania in 1983. Butler currently resides in Pittsburgh with his wife Shari, son John David, and twin daughters, Mackenzie and Michaela.



Dan
Colbert

College/Pro Scout

Dan Colbert is in his eighth season with the Steelers and sixth as a college and pro scout. He primarily scouts colleges in the Midwest, and, on the pro side, assists with opponent advance scouting and free agent evaluations. Colbert originally joined the Steelers' scouting department in the summer of 2011 as a player personnel intern.

Colbert graduated from Miami (Ohio) University in 2011 with a degree in health and sports studies. While at Miami, Colbert served as a student assistant for the football program from 2007-2011, working in the team's video department.

A Pittsburgh native, Colbert is a 2007 graduate of Mars Area High School, where he lettered in basketball. He is the son of Steelers' Vice President & General Manager Kevin Colbert.



Kelvin
Fisher

Scout

Kelvin Fisher is in his 18th year in the National Football League and re-joins the Steelers in 2018 as a scout, after spending his first 13 seasons in the NFL with the organization as a college scout from 2000-12.

Prior to re-joining the Steelers, Fisher spent four years with the Buffalo Bills where he served as Director of College Scouting 2013-15, before being named Player Personnel Advisor in 2016.

Fisher spent one year as the coordinator of academic accountability at his alma mater of Arizona State University before joining the Steelers in 2000. In his role, he was a liaison between the Sun Devils' student-athletes, coaches, professors and academic counselors. From 1993-96, Fisher worked as a juvenile probation officer in Maricopa County, Az., and with the State Office for Service to Children and Family in Portland, Ore., from 1996-99.

A native of Ambridge, Pa., Fisher was a four-year starter at fullback for Arizona State (1988-91) where he earned a degree in social work in 1992, and joined the New York Jets as a free agent in 1992.

In April of 2016, Fisher was inducted into the Beaver County Sports Hall of Fame for his accomplishments on the playing field in high school, college and his professional career in the NFL.

Fisher and his wife, Angela, have two children, Kelvin Jr. and Kailie. Kelvin Jr. is a graduate of the University of Arkansas and completed his college football career at the University of Texas El Paso in the fall of 2015. Kailie graduated from Arizona State University, where she was a member of the Sun Devil's spirit squad.



Mark
Gorscak

College Scout


Mark Gorscak is in his 24th season with the Steelers. This season marks Gorscak's 21st year as an area scout after spending his first three years as the Steelers' BLESTO scout.

Gorscak previously coached on the high school and college levels for 16 years. His first coaching experience was at Perkiomen (Pa.) Prep School. He followed that with coaching assignments at Western Maryland College, Dickinson College (his alma mater), Gulliver Prep (Fla.) High School and two tenures at Weber State University.

In 1987, between stints at Weber State, he became the first general manager of the Pittsburgh Gladiators in its inaugural season in the Arena Football League.

Additionally, Gorscak has been an athletic administrator at Dickinson and Weber State. He graduated with a degree in psychology from Dickinson and received a master's degree in sports administration from St. Thomas University in Miami, Fla.

Gorscak is a native of Donora, Pa., and currently resides in Pittsburgh. He was inducted into the Mid Mon Valley All Sports Hall of Fame in 2010.



Chidi
Iwuoma

BLESTO Scout

Chidi Iwuoma is in his sixth year with the Steelers as the team's BLESTO Scout.

Most recently, Iwuoma served as the University of California's Assistant Director of Student-Athlete Development from 2010-12. In that role, he was responsible for assisting in the academic performance of the football team. Prior to that, Iwuoma worked in Cal's Athletic Study Center from 2009-10, assisting student athletes with academics.

Iwuoma, a former Steelers' defensive back, played in the NFL from 2001-07 and was a member of Pittsburgh's Super Bowl XL team. He also spent time with the Detroit Lions, New England Patriots, Tennessee Titans and St. Louis Rams.

After his playing days, Iwuoma earned a master's degree in education from the University of California in 2009. A Los Angeles native, Iwuoma played collegiately at the University of California and graduated with a degree in social welfare in 2001.

Iwuoma is married. The couple has three children.



Bruce
McNorton

College Scout

Bruce McNorton is in his 19th season as a member of the Steelers' scouting department.

McNorton, who joined the Steelers in May of 2000, had previously worked with General Manager Kevin Colbert as a part-time scout with the Detroit Lions.

McNorton enjoyed a 10-year playing career as a defensive back with the Lions and Miami Dolphins.

A highly successful coach at Pontiac Northern High School in Michigan, McNorton was selected as the 1999 Class-A District Coach of the Year and led his team to the state quarterfinals.

He has three children, daughters Mykeshia and Brittney, and son Bruce Jr.



David
Petett

Pro/College Scout

David Petett is in his 15th season with the Steelers, where he has served in a number of roles during his tenure.

He is entering his fifth season as a pro/college scout, which focuses primarily on evaluating pro personnel for the advanced scouting report, “short list” upkeep and pro free agency, while also handling college scouting responsibilities.

Prior to his current role, Petett served three years as a Northeast/Mid-Atlantic scout and six years as the team’s West Coast BLESTO scout, where he oversaw his own area of the country as part of evaluating college talent in preparation for the NFL draft. Petett initially joined the Steelers in 2004 as the player personnel intern.

Prior to joining the Steelers, Petett spent the 2003 season as a student assistant at the University of Wisconsin, where he worked closely with the coaching staff, assisting with the defensive line and special teams units.

Petett, a Pittsburgh native, graduated from Shady Side Academy where he lettered in football and baseball. He graduated from Lehigh University with a degree in political science, while being a four-year starter on the defensive line. He earned honorable mention All-America honors after his senior season in 2000.

Petett currently resides in Wexford, Pa., with his wife, Jaime, along with their two children, Lawson and Taelin-Irene.



Bob
McCartney

**Director of Video
& Facilities**

Bob McCartney has had many responsibilities in his 45 years with the Steelers. He was named film director in 1973, until the advent of video in 1986 when the NFL went from film to videotape format.

McCartney has been a member of the organization for all six Super Bowl titles.

Prior to taking over the filming operation, McCartney worked in the Steelers’ ticket office. He also currently serves as the Steelers’ facility coordinator for their headquarters at the UPMC Rooney Sports Complex.

McCartney, a Pittsburgh native, attended South Hills Catholic High School. He graduated from Wheeling Jesuit University (Wheeling, W. Va.) in 1972 with a bachelor’s degree in English.

Born in Pittsburgh, McCartney and his wife Gail have two children, daughter Kathleen and son Robert, who is a pro personnel director for the Tampa Bay Buccaneers. The couple also has three grandchildren, twin boys Jack and Braden, and a granddaughter, Madison.



*John
Norwig*

Head Athletic Trainer

John Norwig is in his 28th season as the Steelers' head athletic trainer and his 39th year in athletic training.

Norwig was honored twice in 2015 for his efforts and contributions throughout his career. In June, he was inducted to the Pennsylvania Athletic Trainers' Hall of Fame. In February, Norwig was honored with the Fain-Cain Memorial Award at the NFL Physicians Society Scientific Meeting and Symposium. The award is given annually to the Professional Football Athletic Trainers Society member who best reflects the virtues of a certified athletic trainer and displays the highest level of professionalism.

From February 2008 until February 2014, Norwig served as President of the Professional Football Athletic Trainers' Society. He also was chosen as a 2008 recipient of the Most Distinguished Athletic Trainer Award from the National Athletic Trainers' Association. The Steelers' athletic training staff was named 2008 Professional Football Athletic Training Staff of the Year by the Professional Football Athletic Training Society (PFATS).

Norwig's career began in 1979 as the athletic trainer at Bellefonte (Pa.) High School. Norwig then served six years as assistant athletic trainer and health education instructor at Penn State (1980-85). During that time he assisted the San Francisco 49ers at their 1984 training camp. He then became head athletic trainer at Vanderbilt (1986-91) before joining the Steelers.

Norwig earned a bachelor's degree in health and physical education from Penn State in 1979 and a master's in health education in 1984. He is a member of the American College of Sports Medicine, American Orthopedic Society for Sports Medicine, the Pennsylvania Athletic Trainer's Society and the National Athletic Trainers Association. In October of 2011, Norwig was named a Penn State Alumni Fellow, the highest award given by the Penn State Alumni Association recognizing those for their outstanding professional accomplishments.

Born in Hanover, Pa., Norwig and his wife Emily have three children, daughter Erin, and sons Nicholas and Luke. The Norwigs live in the North Hills of Pittsburgh.



Jon
Andino

**Assistant Athletic Trainer/
Physical Therapist**

Jon Andino is in his fifth season with the Steelers as team's assistant athletic trainer/physical therapist. He served as an athletic training intern with the team in 2007 while he attended the University of Pittsburgh.

Prior to joining the Steelers, Andino served as an assistant trainer/physical therapist for the Miami Dolphins (2011-2013).

He graduated summa cum laude from the University of Pittsburgh in 2008 with a B.S. in athletic training. Andino is also a graduate of the University of Pittsburgh's Doctor of Physical Therapy program and earned his Doctor of Physical Therapy degree in 2011. Prior to completing his doctorate, he interned for one year at the Centers for Rehab Services (CRS) Westmoreland Athletic Club in Greensburg, Pa.

Andino currently serves as a faculty mentor for the University of Pittsburgh Medical Center (UPMC) CRS Physical Therapy Sports Residency Program. In addition to being a member of the National Athletic Trainers' Association (NATA), he also serves as a member of the NATA Convention Program Committee. Andino is also a member of the Pennsylvania Athletic Trainers' Society and the American Physical Therapy Association.

Andino is a native of Eldersburg, Md. He lives in the Friendship neighborhood of Pittsburgh.



Sonia
Ruef

Assistant Athletic Trainer

Sonia Ruef is in her eighth season as an assistant athletic trainer for the Steelers.

Prior to joining the Steelers, Sonia served as an assistant athletic trainer for the Duke Blue Devils' football team.

Sonia completed a graduate assistantship at the University of North Carolina, working with football and both men's and women's tennis. She also held internships with the Ohio State University athletic teams during the 2009 season and the Pittsburgh Steelers during their 2008 training camp.

Sonia graduated from the University of Wisconsin in 2007 with a degree in kinesiology and earned a master's degree in athletic training from North Carolina in 2009.

Sonia and her husband, Dan, reside in the Greenfield section of Pittsburgh. The couple welcomed daughter Nina Geraldine in June of 2018.



*Daveon
Lee*

Assistant Athletic Trainer

Daveon Lee is in his third season as a Steelers' assistant athletic trainer. He served as the Steelers' athletic training intern for the 2014 and 2015 seasons.

Prior to joining the Steelers, Lee served as a graduate assistant athletic trainer for the University of Pittsburgh men's soccer team from 2012-14. He also served as the athletic trainer for Greater Latrobe High School from 2009-12.

Lee earned his Master of Science degree in sports medicine and nutrition, and Bachelor of Science degrees in athletic training and in psychology, from the University of Pittsburgh.

He and his wife, Monica, live in the South Hills of Pittsburgh and have a daughter, Amayah Joann.



*Rodgers
Freyvogel*

Equipment Manager

Rodgers Freyvogel is in his 39th season with the Steelers and his 22nd as the team's equipment manager.

Freyvogel oversees all of the purchasing, fitting, customizing, issuing and reconditioning of the Steelers equipment and uniforms.

Freyvogel joined the Steelers as field manager in 1980 and was responsible for the preparation and maintenance of the Steelers' practice fields, while assisting equipment manager Tony Parisi.

Born in Pittsburgh, Freyvogel grew up on Pittsburgh's North Side, where he attended North Catholic High School. He and his wife, Rebecca, currently live in Warrendale and have two sons, William and Trevor.



Patrick
Noone

**Field Manager/Assistant
Equipment Manager**

Patrick Noone is in his ninth season as the Steelers' field manager/assistant equipment manager and his 11th overall season with the team.

Noone started as a ballboy for the Steelers in 1998, and he assisted the equipment department in a variety of ways until 2006. He then served as an equipment intern for four years before being promoted to his current position.

Noone is responsible for preparing the field for practice and game day, setting up the locker room for both players and coaches, and assisting equipment manager Rodgers Freyvogel in the issuing and reconditioning of the players' equipment and uniforms.

A native of Pittsburgh and a Penn Hills High School graduate, Noone graduated from the University of Pittsburgh in 2007 with a degree in history. He served as a student manager for the Panthers' football team from 2002-05. Noone and his wife, Samantha, reside in Pittsburgh. They have twin daughters, Abigail and Alexandra.



Adam
Regan

Equipment/Field Assistant

Adam Regan is in his fifth season as an equipment/field assistant. He assists in field preparation for practices and games, setting up the locker rooms and with any uniform and equipment needs for players.

Regan started as a ballboy in 2003. Since then, he has assisted the Steelers' equipment staff in a variety of ways, including serving as an equipment intern.

A native of Pittsburgh, he attended Duquesne University, graduating with a degree in professional communications and organizational leadership in 2008. Regan also attended local Central Catholic High School.

Adam is married to Ashley. The couple has two sons, Major and Beckham.



PITTSBURGH STEELERS

PLAYERS



2018





Keion Adams *LB*

HEIGHT: 6-2

WEIGHT: 245

COLLEGE: Western Michigan

BORN: June 8, 1995

BIRTHPLACE: Salisbury, N.C.

HOW ACQUIRED: D7 - '17 (#248)

NFL EXPERIENCE: 1st year

99

PRO (0-0/0-0): Placed on the Steelers' Reserve/Injured List due to a shoulder injury on August 29, 2017...drafted by the Steelers in the seventh round (248th overall) of the 2017 NFL Draft.

2017 (0-0/0-0): Spent the entire season on the Steelers' Reserve/Injured List due to a shoulder injury he suffered during the preseason.

COLLEGE Appeared in 50 games with 28 starts at Western Michigan (2013-16)...totaled 124 tackles, 32 TFLs, 14.5 sacks, five forced fumbles and two fumble recoveries...

named second-team All-MAC as a senior in 2016, as he led the MAC with 17.0 TFLs...majored in criminal justice.

PERSONAL Attended Salisbury High School (Salisbury, N.C.)...member of the 2010 North Carolina State Championship team...earned Central Carolina Conference and regional championships along the way...tabbed All-CCC as well as All-Rowan County...was a three-sport athlete earning letters in football, baseball and track...son of Desmond Adams and Tanika Bunon...Full name: Anfernee Keion Adams.



Brian Allen *CB*

HEIGHT: 6-3

WEIGHT: 215

COLLEGE: Utah

BORN: Oct. 21, 1993

BIRTHPLACE: La Marque, Texas

HOW ACQUIRED: D5 - '17 (#173)

NFL EXPERIENCE: 2nd year

29

PRO (0-0/0-0): Drafted by the Steelers in the fifth round (173rd overall) of the 2017 NFL Draft.

2017 (10-0/1-0): Saw action in 10 games during the regular season and one postseason game...was inactive for six games during the regular season.

9/17 vs. Minnesota: Made his NFL debut.

COLLEGE Played in 42 games with 12 starts at Utah (2012-16)...totaled 62 tackles, 14 pass breakups and five interceptions...his four interceptions in 2016 tied for fifth in the Pac-12...earned honorable mention All-Pac-12 academic hon-

ors in 2014....saw action on special teams early in his career (2013-14)...graduated with two degrees, one in human development and family studies and one in economics.

PERSONAL Attended La Marque High School (La Marque, Texas)...was a three-time first-team all-district 24-4A...also named first-team all-county in 2011...was a captain in both football and basketball...lettered three years in both sports...won school's Gene Sutton Fighting Spirit award...honor roll student...son of Ronald Allen and Niki Jolly...is married to Paula...the couple has one daughter A'mya...Full name: Brian Keith Allen.

Allen's Game-by-Game Statistics

Date	Opponent	GP	GS	T	AT	TOT	Sacks	Yds	Int/Yds	PD	FF	FR
9/10	at Cleveland						INACTIVE					
9/17	MINNESOTA	1	0	0	0	0	0.0	0.0	0/0	0	0	0
9/24	at Chicago						INACTIVE					
10/1	at Baltimore	1	0	0	0	0	0.0	0.0	0/0	0	0	0
10/8	JACKSONVILLE						INACTIVE					
10/15	at Kansas City	1	0	0	0	0	0.0	0.0	0/0	0	0	0
10/22	CINCINNATI						INACTIVE					
10/29	at Detroit						INACTIVE					
11/12	at Indianapolis						INACTIVE					
11/16	TENNESSEE	1	0	0	0	0	0.0	0.0	0/0	0	0	0
11/26	GREEN BAY	1	0	0	0	0	0.0	0.0	0/0	0	0	0
12/4	at Cincinnati	1	0	0	0	0	0.0	0.0	0/0	0	0	0
12/10	BALTIMORE	1	0	0	0	0	0.0	0.0	0/0	0	0	0
12/17	NEW ENGLAND	1	0	0	0	0	0.0	0.0	0/0	0	0	0
12/25	at Houston	1	0	0	0	0	0.0	0.0	0/0	0	0	0
12/31	CLEVELAND	1	0	0	0	0	0.0	0.0	0/0	0	0	0
SEASON TOTALS		10	0	0	0	0	0.0	0.0	0/0	0	0	0
POSTSEASON												
1/14	JACKSONVILLE	1	0	0	0	0	0.0	0.0	0/0	0	0	0
POSTSEASON TOTALS		1	0	0	0	0	0.0	0.0	0/0	0	0	0

Career Regular-Season Special Teams Tackles (2): 2 in '17.

**Tyson Alualu DE**

HEIGHT: 6-3
WEIGHT: 304
COLLEGE: California
BORN: May 12, 1987
BIRTHPLACE: Honolulu, Hawaii

HOW ACQUIRED: UFA – '17 (from Jacksonville)
NFL EXPERIENCE: 9th year

94

PRO (126-93/1-0): Signed a two-year contract with the Steelers as an unrestricted free agent (from Jacksonville) on March 21, 2017... re-signed a two-year extension with the Jaguars on March 8, 2015...originally drafted by the Jacksonville Jaguars in the first round (10th overall) of the 2010 NFL Draft.

2017 (16-5/1-0): Saw action in all 16 regular season games with five starts and made his first career postseason appearance...set a single-season career high of 4.0 sacks...added 39 total tackles (25 solo) and one pass defensed.

9/10 at Cleveland: Made his Steelers debut with 1 special teams tackle.

10/22 vs. Cincinnati: Recorded his first sack as a Steeler, bringing down Cincinnati QB Andy Dalton for an 11-yard loss in the fourth quarter.

10/29 at Detroit: Sacked Detroit QB Matthew Stafford on a Lions' 4th-and-1 from Pittsburgh's 1-yard line in the third quarter.

12/31 vs. Cleveland: Tallied single-game career highs in tackles with 8 (6 solo) and sacks (2.0) – the first multi-sack game of his NFL regular-season career...tied with LB T.J. Watt for the team high in tackles.

1/14 vs. Jacksonville: Made the first playoff appearance of his career, recording 1 solo tackle.

COLLEGE Was a four-year letterman at California (2006-09)...played in 52 games with 40 starts...never missed a game and started 39 consecutive games to complete his career...career totals included 195 tackles, 26.0 TFLs, 16.0 sacks, seven pass breakups, four forced fumbles and four fumble recoveries...was a three-time winner of the

TYSON ALUALU

Brick Muller Award as team's most valuable defensive lineman (2007-09)...named All-Pac-10 first team by the league's coaches and media in back-to-back years 2008-09...majored in ethnic studies.

all-state selection by the *Honolulu Star Bulletin*...as a senior, he was named the Interscholastic Hawaiian League Defensive Player of the Year and earned a spot on Prep Star's All-Far West Region team... son of Ta'avao and Levaa'i Alualu...is one of nine children...he and his wife Desire have three sons, Tyree, Tydes and Tyten and one daughter, Dereon... Full name: Tyson Asi Alualu (AH-loo AH-loo).

PERSONAL Attended St. Louis High School (Honolulu, Hawaii)...was a two-time

Alualu's 2017 Game-by-Game Statistics

Date	Opponent	GP	GS	T	AT	TOT	Sacks	Yds	Int/Yds	PD	FF	FR
9/10	at Cleveland	1	0	2	3	5	0.0	0.0	0/0	0	0	0
9/17	MINNESOTA	1	1	1	2	3	0.0	0.0	0/0	0	0	0
9/24	at Chicago	1	1	2	1	3	0.0	0.0	0/0	0	0	0
10/1	at Baltimore	1	0	1	0	1	0.0	0.0	0/0	0	0	0
10/8	JACKSONVILLE	1	0	2	2	4	0.0	0.0	0/0	0	0	0
10/15	at Kansas City	1	0	0	0	0	0.0	0.0	0/0	0	0	0
10/22	CINCINNATI	1	1	4	0	4	1.0	11.0	0/0	0	0	0
10/29	at Detroit	1	1	2	1	3	1.0	1.0	0/0	1	0	0
11/12	at Indianapolis	1	0	0	1	1	0.0	0.0	0/0	0	0	0
11/16	TENNESSEE	1	0	0	0	0	0.0	0.0	0/0	0	0	0
11/26	GREEN BAY	1	0	0	1	1	0.0	0.0	0/0	0	0	0
12/4	at Cincinnati	1	0	0	0	0	0.0	0.0	0/0	0	0	0
12/10	BALTIMORE	1	0	2	0	2	0.0	0.0	0/0	0	0	0
12/17	NEW ENGLAND	1	0	2	0	2	0.0	0.0	0/0	0	0	0
12/25	at Houston	1	0	1	1	2	0.0	0.0	0/0	0	0	0
12/31	CLEVELAND	1	1	6	2	8	2.0	15.0	0/0	0	0	0
SEASON TOTALS		16	5	25	14	39	4.0	27.0	0/0	1	0	0

POSTSEASON

1/14	JACKSONVILLE	1	0	1	0	1	0.0	0.0	0/0	0	0	0
POSTSEASON TOTALS		1	0	1	0	1	0.0	0.0	0/0	0	0	0

Alualu's Career Totals

REGULAR SEASON

Year	Team	GP	GS	T	AT	TOT	Sacks	Yds	Int/Yds	PD	FF	FR
2010	Jacksonville	16	16	29	9	38	3.5	24.5	0/0	1	0	0
2011	Jacksonville	16	16	21	19	40	2.5	3.5	0/0	1	1	1
2012	Jacksonville	16	16	34	11	45	3.5	21.5	0/0	1	0	1
2013	Jacksonville	16	16	33	9	42	1.5	12.5	0/0	1	0	0
2014	Jacksonville	16	0	13	17	30	2.0	3.0	0/0	0	0	0
2015	Jacksonville	16	14	18	8	26	2.0	17.0	0/0	2	0	1
2016	Jacksonville	14	10	28	8	36	2.5	14.0	0/0	0	1	0
2017	Pittsburgh	16	5	25	14	39	4.0	27.0	0/0	1	0	0
NFL TOTALS		126	93	201	95	296	21.5	128.0	0/0	7	2	3

Career Regular-Season Special Teams Tackles (2): 1 in '16, 1 in '17.

Additional Statistics: Has two receptions for 19 yards (one, three yards, 9/20/15 vs. Miami, and one, 16 yards, 12/6/15 at Tennessee)...has one blocked field goal (12/27/15 at New Orleans).

Regular-Season Single-Game Highs:

Total Tackles: 8, vs. Cleveland, 12/31/17; **Solo Tackles:** 6, three times, last vs. Cleveland, 12/31/17; **Sacks:** 2.0, vs. Cleveland, 12/31/17; **Sack Yards:** 15.0, vs. Cleveland, 12/31/17; **Passes Defensed:** 1, seven times, last at Detroit, 10/29/17; **Forced Fumbles:** 1, twice, last at Houston, 12/18/16; **Fumble Recoveries:** 1, three times, last at Baltimore, 11/15/15.

POSTSEASON

Year	Team	GP	GS	T	AT	TOT	Sacks	Yds	Int/Yds	PD	FF	FR
2017	Pittsburgh	1	0	1	0	1	0.0	0.0	0/0	0	0	0
POSTSEASON TOTALS		1	0	1	0	1	0.0	0.0	0/0	0	0	0



Le'Veon Bell **RB**

HEIGHT: 6-1

WEIGHT: 225

COLLEGE: Michigan State

BORN: Feb. 18, 1992

BIRTHPLACE: Reynoldsburg, Ohio

HOW ACQUIRED: D2 - '13 (#48)

NFL EXPERIENCE: 6th year



'14 '16 '17

26

CAREER HIGHLIGHTS

Became the fastest player in NFL history to reach 5,000 rushing yards and 2,500 receiving yards in his career (59 games).

Became the first player in NFL history with at least 4,000 rushing and 2,000 receiving yards in his first 50 games.

Became the first player in team history to record multiple 1,900-scrimmage yard seasons (2014 and 2017).

Became the first player in team history to record consecutive seasons with at least 1,800 yards from scrimmage (2016 and 2017).

Became the third Steeler to record at least 1,200 rushing yards in consecutive seasons (2016 and 2017).

Became the fourth player in team history to reach 5,000 rushing yards.

Entering the 2018 season, he has the fourth-most rushing yards in team history (5,336).

Entering the 2018 season, he has the second-most receiving yards in team history among running backs (2,660).

Entering the 2018 season, his 424 rushing yards during the postseason are the fifth-most in Steelers' history.

Entering the 2018 season, he is tied for the third-most rushing touchdowns in team history (35).

Entering the 2018 season, his 7,996 scrimmage yards are the sixth-most in team history.

Entering the 2018 season, he is tied for the most 200-yard rushing games in team history (2, Willie Parker).

Entering the 2018 season, he has the fifth-most 100-yard rushing games in team history (18).

Entering the 2018 season, he has posted at least 100 yards from scrimmage in 41 career regular-season games, the third most such games in team history.

Reached 5,000 scrimmage yards in just 42 games, setting a team record for the fewest games to reach 5,000 scrimmage yards.

Reached 6,000 scrimmage yards in his 47th career game, which is tied for the second-fewest games in NFL history (Eric Dickerson) to reach 6,000 career scrimmage yards.

Reached 7,500 yards from scrimmage in 59 games, setting a Steelers record and tying Eric Dickerson for the fewest games to reach 7,500 scrimmage yards in NFL history.

His 7,734 scrimmage yards in his first 60 games set an NFL record for the most yards from scrimmage in a player's first 60 games.

Reached 5,000 career rushing yards in his 58th regular-season game – the second-fewest games to the milestone in team history.

Reached 2,000 receiving yards in his 47th career game, which is tied for the second-fewest games (Roger Craig and Chuck Foreman) to reach 2,000 receiving yards by a running back since 1970.

Reached 225 receptions in 47 career games, which is tied for the second fewest games (LaDainian Tomlinson) to reach 225 receptions by a running back since 1970.

His 240 receptions in his first 50 career games rank as the third-most in NFL history by a running back in their first 50 games.

Became the first running back in team history to have three seasons with at least 70 receptions (2014, 2016 and 2017).

Tied with Kordell Stewart (6) for the third-most multiple rushing touchdown games in team history.

LE'VEON BELL

Tied with Jerome Bettis and Antonio Brown (3) for the most games with at least three touchdowns.	In 2016, set the Steelers' single-game rushing record in the regular season (236 yards, 12/11 at Buffalo) and in the postseason (170 yards, AFC Divisional Playoff 1/15/17 at Kansas City).
Tied with Sidney Thornton (4) for the most games by a Steeler with at least one touchdown catch and touchdown run since 1950.	Is a two-time Steelers' MVP (2014 and 2016).
Holds the team record for most games with at least 200 scrimmage yards in a career (5).	Has earned three trips to the Pro Bowl (2014, 2016 and 2017).
Holds the team record for most games with at least 150 scrimmage yards in a career (17).	In 2016, he earned Courtyard's Greatness on the Road™ Award for his Week 14 performance at Buffalo, where he set the Steelers' single-game rushing record during the regular season.
Holds the team record for most yards from scrimmage in a player's first five years with the team (7,996).	Has earned AFC Offensive Player of the Month honors twice (December/January 2016 and December 2017).
Holds the team record for career receptions by a Steelers running back. His 312 receptions entering the 2018 season are ranked eighth among all players.	Earned first-team Associated Press All-Pro honors in 2014 and 2017 (Flex) and earned second-team Associated Press All-Pro honors in 2016 and 2017 (RB).
Holds the team record for most rushing yards by a Steeler in their first two years with the team (2013-14, 2,221 yards).	Named PFWA All-NFL in 2014 and 2017 and was named to the PFWA All-AFC Teams in 2014, 2016 and 2017.
Set the single-season team record for yards from scrimmage (2,215) in 2014.	Named Sporting News All-Pro in 2017.
Set the single-season team record for running backs in receptions (85) in 2017.	In 2014, was named PFWA's Most Improved Player, named NFL 101 AFC Co-Offensive Player of the Year, named FedEx Ground Player of the Year and was named ESPN.com's AFC North Most Valuable Player.
Set the single-season team record for running backs in receiving yards (854) in 2014.	Named AFC Offensive Player of the Week three times (Week 14 in 2014, Week 14 in 2016 and Week 6 in 2017) and was named FedEx Ground Player of the Week five times (Weeks 3, 11 and 14 in 2014, Week 14 in 2016 and Week 4 in 2017).
Set the team single-season first down record (since 1991) with 114 total first downs in 2014.	Won the Joe Greene Great Performance Award, given annually to the team's top rookie in 2013.
In 2016, he became the first player in NFL history to average 100 rushing yards and 50 receiving yards per game in a single season.	Named Pepsi Next Rookie of the Week for Week 16 in 2013.
During the 2016 postseason, he set the NFL postseason record for the most rushing yards in a player's first two postseason games (337 yards).	
During the 2016 postseason, he set the Steelers' record for most rushing yards in a single postseason (357 yards).	

PRO (47-47/3-3): Designated as the Steelers' franchise player (Exclusive Franchise Tag) on March 6, 2018...designated as the Steelers' franchise player (Exclusive Franchise Tag) on February 27, 2017...activated from the Reserve/Suspended

by Commissioner List on September 29, 2016... placed on the Reserve/Suspended by Commissioner List on September 3, 2016...placed on the Steelers' Reserve/Injured List on November 2, 2015, due to a right knee injury...activated from the Reserve/

Suspended by Commissioner List on September 23, 2015...placed on the Reserve/Suspended by Commissioner List on September 5, 2015...originally drafted by the Steelers in the second round (48th overall) of the 2013 NFL Draft.

2017 (15-15/1-1): Started all 15 games he played in as well as one postseason contest...finished the regular season second in the league in scrimmage yards (1,946) and third in rushing yards (1,291)...his 1,291 rushing yards were the eighth-most rushing yards by a Steeler in a single season...led the league in catches (85) by a running back (10th overall) and had the third-most receiving yards (655) by a running back...led the NFL in combined first downs with 105 (74 rushing / 31 receiving)...recorded nine games with at least 100 yards from scrimmage – third-most in the league...his six games with at least 150 scrimmage yards were the most in the league...scored a single-season high nine rushing touchdowns – tied for third most in the league – and matched a career best with 11 total touchdowns (2014)...reached 1,900 yards from scrimmage to mark the second such season in his NFL career.

9/10 at Cleveland: Surpassed Willie Parker (6,075) for the eighth most scrimmage yards in Steelers history.

9/17 vs. Minnesota: Led all rushers with 87 yards on 27 carries and caught four passes for four yards...broke a tie with Ray Mathews (230) for sole possession of the third-most receptions by a Steelers running back in team history.

9/24 at Chicago: Rushed for 61 yards on 15 carries with a touchdown and added six receptions for 37 yards...scored his first touchdown of the season on a one-yard run, breaking a tie with Barry Foster and John Henry Johnson for sole possession of the sixth-most rushing touchdowns in Steelers history...surpassed teammate Antonio Brown (236) for the most catches by a Steeler in their first 50 games with the franchise.

10/1 at Baltimore: Led all players with a game-high 186 yards from scrimmage (144 rushing yards / 42 receiving yards) and scored two rushing touchdowns...his two rushing touchdowns marked the fifth multi-rushing touchdown game of his NFL

career...his 186 yards from scrimmage are the seventh-highest output in his NFL regular-season career and his 144 rushing yards tie as the sixth-most in his NFL regular-season career...posted the 15th 100-yard rushing game of his NFL career, his third in his career against...recorded 95 yards from scrimmage in the first half (57 rushing / 38 receiving) – the sixth-most scrimmage yards in the opening half of a game in his NFL career...totaled 56 yards from scrimmage in the first quarter (36 rushing / 20 receiving) - the 13th time in his NFL career with 50 or more yards in the opening stanza of a game.

10/8 vs. Jacksonville: Tallied 93 yards from scrimmage (47 rushing / 46 receiving) and tied for the game high in receptions with 10 (Antonio Brown)...surpassed John Henry Johnson (4,381) for the fourth-most rushing yards by a Steeler in team history...matched a personal regular-season single-game high of 10 receptions, (10, Oct. 23, 2016 vs. New England)...totaled 52 scrimmage yards (25 rushing / 27 receiving) in the first quarter to mark the 14th time in his NFL regular-season career with at least 50 scrimmage yards in the opening stanza.

10/22 at Kansas City: Named AFC Offensive Player of the Week...totaled game highs in rushing attempts (32), rushing yards (179) and yards from scrimmage (191), and added a rushing touchdown...his 179 rushing yards tie as the tenth-most in a single-game in Steelers history and the fourth-most in his NFL regular-season career...posted the 16th 100-yard rushing performance of his career and his third-straight against Kansas City...set single-game career highs for rushing attempts (17) and rushing yards (99) in the first half of game...eclipsed 100 yards from scrimmage (99 rushing / 3 receiving) in the first half for the sixth time in the regular season of his NFL career...rushed for 71 yards in the first quarter, matching a career-high for the most rushing yards in the opening quarter of a game (Nov. 13, 2014 vs. New Orleans)...broke a tie with Franco Harris for the most 150-yard rushing games in team history.

10/22 vs. Cincinnati: Led all players in rushing yards (134 on 35 carries) and yards from scrimmage (192: 134 rushing / 58 receiving)...rushed for at least 125 yards in consecutive games for the first time in his NFL career and is the first Steeler since 2007 (Willie Parker: Sept. 16-23) to do so...

LE'VEON BELL

eclipsed 100 yards from scrimmage (51 rushing / 58 receiving) in the first half for the seventh time in the regular season of his NFL career and in back-to-back weeks...totaled 55 scrimmage yards (32 rushing / 23 receiving) in the first quarter to mark the 16th time in his NFL career eclipsing 50 total yards in the opening quarter of a game and for the fourth time in 2017...gained 42 yards on a reception in the second quarter – the fifth 40-yard reception of his NFL career and first since Dec. 14, 2014 at Atlanta.

10/29 at Detroit: Amassed 81 yards from scrimmage (76 rushing and 5 receiving), and scored a rushing touchdown...scored his fifth rushing touchdown of the season on a 5-yard run in the second quarter, marking his fourth season with at least five rushing scores...reached 7,000 yards from scrimmage in his 55th game, tying Eric Dickerson for the fewest games to reach 7,000 scrimmage yards in NFL history...set a Steelers record for the fewest games (55) to reach 7,000 scrimmage yards (previous: 75, Jerome Bettis).

11/12 at Indianapolis: Led all players in rushing yards (80 yards on 26 carries) and yards from scrimmage with 112 (80 rushing and 32 receiving on five catches)...reached 1,000 yards from scrimmage in 2017 to mark the fourth season of his NFL career with at least 1,000 scrimmage yards and second in a row...surpassed Plaxico Burress (264) for the ninth-most catches in Steelers history.

11/16 vs. Tennessee: Tallied 103 yards from scrimmage (46 rushing on 12 carries / 57 receiving on nine catches)...surpassed Jerome Bettis (7,292) for the most scrimmage yards by a Steeler in the first five years with the team...surpassed Franco Harris (2,284) for the third-most receiving yards by a running back in Steelers history.

11/26 vs. Green Bay: Led all players with game highs in rushing yards (95 on 20 carries), yards from scrimmage 183 (95 rushing / 88 receiving) and receptions (12)...his 12 receptions established a personal single-game high (previous: 10, twice) and are the most by a Steelers running back in team history...became the fourth player in team history to reach 5,000 rushing yards and reached the mark in the second-fewest games (Jerome Bettis: 57).

12/4 at Cincinnati: Led all players with a game-highs in yards from scrimmage (182) and receiving yards (106)...his 106 receiving yards marked the second 100-receiving yard game of his regular-season career (159: Nov. 30, 2014 vs. New Orleans)...registered at least 150 yards from scrimmage for the 16th time in his NFL career during the regular season...reached 7,500 yards from scrimmage in 59 games, setting a Steelers record and tying Eric Dickerson for the fewest games to reach 7,500 scrimmage yards in NFL history.

12/10 vs. Baltimore: Totaled 125 yards from scrimmage (48 rushing / 77 receiving), scoring three touchdowns (2 rushing / 1 receiving) to mark his third game with at least three touchdowns, tying Jerome Bettis and Antonio Brown for the most such games in team history...marked his eighth regular-season game of his NFL career with multiple touchdowns...surpassed Franco Harris (5,133) for the second-most rushing yards by a Steeler in their first five years with the team...surpassed Terry Bradshaw (32) for the fourth-most rushing touchdowns in Steelers history... scored his sixth and seventh rushing touchdown of the season, marking his fourth season with at least six rushing touchdowns...extended his consecutive games streak with at least 100 yards from scrimmage to five, dating back to Nov. 12, 2017, at Indianapolis.

12/17 vs. New England: Led all rushers with 117 rushing yards (24 carries) and added 48 receiving yards (5 catches) for a team-high 165 yards from scrimmage...scored his eighth rushing touchdown of the season on a 3-yard run in the third quarter to match a single-season career high (2013 and 2014: eight)...broke a tie with Kordell Stewart for sole possession of the 11th-most touchdowns from scrimmage in team history, with 41...reached 1,800 yards from scrimmage in 2017 (1,849) to mark the third such season of his NFL career and the second consecutive...recorded his ninth game in 2017 with 100 yards from scrimmage...extended his consecutive games streak with at least 100 yards from scrimmage to six, dating back to Nov. 12, 2017, at Indianapolis...reached at least 125 yards from scrimmage in four straight games – tying as the third-longest such streak in team...set a team record for the most receptions by a running back in Steelers history with 307, surpassing Franco Harris (306).

12/25 at Houston: Led the team in yards from scrimmage (97) and rushing yards (69), and added 28 receiving yards...scored his ninth rushing touchdown of the season on a 10-yard run in the third quarter to set a new single-season career high (2013 and 2014: eight)...tied Kordell Stewart (35) for the third-most rushing touchdown in team history...matched Buddy Dial (42) for the 10th-most combined (rushing/receiving/returning) touchdowns in team history...surpassed his own Steelers single-season record for receptions by a running back in 2017 with 85 (2014: 83).

AFC Divisional Playoff 1/14 vs. Jacksonville:

Totaled a game-high 155 yards from scrimmage (67 rushing / 88 receiving) and scored a rushing and receiving touchdown...scored the first receiving touchdown of his postseason career on a 19-yard pass from QB Ben Roethlisberger in the third quarter...became the first player in Steelers playoff history to score a rushing and receiving touchdown in the same game...his 88 receiving yards marked the second-most by a running back in Pittsburgh playoff history (96: Franco Harris, Dec. 23, 1972 vs. Oakland), and his nine catches trailed only Harris' 11 (Jan. 9, 1983 vs. San Diego).

COLLEGE Appeared in 40 games (2010-12), starting his final 19 contests at Michigan State...carried 671 times for 3,346 yards with 33 rushing touchdowns...had 78 receptions for 531 yards with one receiving touchdown...totaled 4,114 all-purpose yards, which was then the ninth-best total in school history...his rushing attempts ranked

sixth in school history at the time...his 3,346 rushing yards ranked seventh in school annals at the time...his 33 rushing touchdowns were sixth on the team's all-time record chart at the time...his 34 total touchdowns were tied for fifth in school annals at the time...in 2012, was a consensus All-Big Ten Conference first-team choice and Doak Walker Award semifinalist, and was named All-America honorable mention by Sports Illustrated...also in 2012, won the Big Ten rushing title, averaging 137.92 yards per game, the third-best mark in the NCAA FBS, to become the first Spartan to win the Big Ten overall rushing title since Tico Duckett in 1990...in 2011, was named All-Big Ten Conference honorable mention by the league's coaches and media...earned Big Ten Conference All-Freshman honors from ESPN.com and Rivals.com in 2010...majored in sociology.

PERSONAL

Attended Madison High School (Groveport, Ohio), where he lettered three times in football, and also excelled in basketball and track and field...as a senior, accounted for 1,750 all-purpose yards with total 25 touchdowns...the Super Prep and Prep Star All-Midwest pick and first-team All-OCC pick carried 200 times for 1,333 yards with 21 rushing touchdowns as a senior...amassed 1,100 rushing yards with 13 touchdowns to again earn All-OCC recognition as a junior...first earned postseason honors as a sophomore as the All-Ohio Capital Conference second-team choice scored nine rushing touchdowns with 789 rushing yards...son of Lisa A. Bell...Full name: Le'Veon Andrew Bell.

Bell's 2017 Game-by-Game Statistics

Date	Opponent	GP	GS	RUSHING					TD	RECEIVING				
				Att	Yds	Avg	Lg	TD		No	Yds	Avg	Lg	TD
9/10	at Cleveland	1	1	10	32	3.2	15	0	3	15	5.0	10	0	
9/17	MINNESOTA	1	1	27	87	3.2	11	0	4	4	1.0	4	0	
9/24	at Chicago	1	1	15	61	4.1	13	1	6	37	11.0	23	0	
10/1	at Baltimore	1	1	35	144	4.1	21	2	4	42	10.5	18	0	
10/8	JACKSONVILLE	1	1	15	47	3.1	15	0	10	46	4.6	9	0	
10/15	at Kansas City	1	1	32	179	5.6	27	1	3	12	4.0	9	0	
10/22	CINCINNATI	1	1	35	134	3.8	15	0	3	58	19.3	42	0	
10/29	at Detroit	1	1	25	76	3.0	8	1	2	5	2.5	3	0	
11/12	at Indianapolis	1	1	26	80	3.1	15	0	5	32	6.4	13	0	
11/16	TENNESSEE	1	1	12	46	3.8	7	0	9	57	6.3	14	0	
11/26	GREEN BAY	1	1	20	95	4.8	14	0	12	88	7.3	15	0	
12/4	at Cincinnati	1	1	18	76	4.2	16	0	5	106	21.2	35t	1	
12/10	BALTIMORE	1	1	13	48	3.7	11t	2	9	77	8.6	20t	1	
12/17	NEW ENGLAND	1	1	24	117	4.9	18	1	5	48	9.6	17	0	
12/25	at Houston	1	1	14	69	4.9	22	1	5	28	5.6	10	0	
12/31	CLEVELAND													
INACTIVE														
SEASON TOTALS		15	15	321	1,291	4.0	27	9	85	655	7.7	42	2	

LE'VEON BELL

Bell's 2017 Game-by-Game Statistics (Continued)

POSTSEASON TOTALS

Date	Opponent	GP	GS	RUSHING					TD	No	RECEIVING			
				Att	Yds	Avg	Lg	Yds			Avg	Lg	TD	
1/14	JACKSONVILLE	1	1	16	67	4.2	21	1	9	88	9.8	22	1	
POSTSEASON TOTALS		1	1	16	67	4.2	21	1	9	88	9.8	22	1	

Bell's Career Totals

REGULAR SEASON

Date	Opponent	GP	GS	RUSHING					TD	No	RECEIVING			
				Att	Yds	Avg	Lg	Yds			Avg	Lg	TD	
2013	Pittsburgh	13	13	224	860	3.5	43	8	45	399	8.9	43	0	
2014	Pittsburgh	16	16	290	1,361	4.7	81	8	83	854	10.3	48	3	
2015	Pittsburgh	6	6	113	556	4.9	42	3	24	136	5.7	20	0	
2016	Pittsburgh	12	12	261	1,268	4.9	44	7	75	616	8.2	32	2	
2017	Pittsburgh	15	15	321	1,291	4.0	27	9	85	655	7.7	42	2	
NFL TOTALS		62	62	1,229	5,336	4.3	81	35	312	2,660	8.5	48	7	

Regular-Season Single-Game Highs:

Attempts: 38, at Buffalo, 12/11/16; **Yards:** 236, at Buffalo, 12/11/16; **Avg. (Min. 10 Att.):** 8.0, vs. Kansas City, 10/2/16; **Long:** 81, at Carolina, 9/21/14; **Touchdowns:** 3, at Buffalo, 12/11/16; **Receptions:** 12, vs. Green Bay, 11/26/17; **Receiving Yards:** 159, vs. New Orleans, 11/30/14; **Receiving Long:** 48, vs. New Orleans, 11/30/14; **Receiving Touchdowns:** 1, seven times, last vs. Baltimore, 12/10/17.

POSTSEASON

Date	Opponent	GP	GS	RUSHING					TD	No	RECEIVING			
				Att	Yds	Avg	Lg	Yds			Avg	Lg	TD	
2014	Pittsburgh													
INACTIVE														
RESERVE/INJURED LIST														
2016	Pittsburgh	3	3	65	357	5.5	38	2	4	3	0.8	4	0	
2017	Pittsburgh	1	1	16	67	4.2	21	1	9	88	9.8	22	1	
NFL TOTALS		4	4	81	424	5.2	38	3	13	91	7.0	22	1	

Bell's 100-Yard Games (Rushing)

REGULAR SEASON - 18

Date	Opponent	Att	Yds	Avg	TDs	Result
12/22/13	at Green Bay	26	124	4.8	1	W
9/7/14	CLEVELAND	21	109	5.2	1	W
9/21/14	at Carolina	21	147	7.0	0	W
11/17/14	at Tennessee	33	204	6.2	1	W
12/7/14	at Cincinnati	26	185	7.1	2	W
10/1/15	BALTIMORE	22	129	5.9	1	L
10/12/15	at San Diego	21	111	5.3	1	W
10/25/15	at Kansas City	17	121	7.1	0	L
10/2/16	KANSAS CITY	18	144	8.0	0	W
11/20/16	at Cleveland	28	146	5.2	1	W
11/24/16	at Indianapolis	23	120	5.2	1	W
12/4/16	N.Y. GIANTS	29	118	4.1	0	W
12/11/16	at Buffalo	38	236	6.2	3	W
12/25/16	BALTIMORE	20	122	6.1	1	W
10/1/17	at Baltimore	35	144	4.1	2	W
10/15/17	at Kansas City	32	179	5.6	1	W
10/22/17	CINCINNATI	35	134	3.8	0	W
12/17/17	NEW ENGLAND	24	117	4.9	18	L

POSTSEASON - 2

Date	Opponent	Att	Yds	Avg	TDs	Result
1/8/17	MIAMI	29	167	5.8	2	W
1/15/17	at Kansas City	30	170	5.7	0	W

Bell's Multi-Touchdown Games**REGULAR SEASON - 8**

Date	Opponent	Att	Yds	Avg	TDs	Result
9/29/13	at Minnesota	16	57	3.6	2	L
12/7/14	at Cincinnati	26	185	7.1	3 (one receiving)	W
12/14/14	at Atlanta	20	47	2.4	2	W
11/13/16	DALLAS	17	57	3.4	2 (one receiving)	L
12/11/16	at Buffalo	38	236	6.2	3	W
12/25/16	BALTIMORE	20	122	6.1	2 (one receiving)	W
10/1/17	at Baltimore	35	144	4.1	2	W
12/10/17	BALTIMORE	13	48	3.7	3 (one receiving)	W

• Game played in London

POSTSEASON - 2

Date	Opponent	Att	Yds	Avg	TDs	Result
1/8/17	MIAMI	29	167	5.8	2	W
1/14/18	JACKSONVILLE	16	67	4.2	2 (1 Rushing / 1 Receiving)	L

Bell's Seven or More Receptions**REGULAR SEASON (14)**

Date	Opponent	Rec	Yds	Avg	Lg	TD	Result
11/28/13	at Baltimore	7	63	9.0	29	0	L
10/20/14	HOUSTON	8	88	11.0	43	1	W
11/9/14	at N.Y. Jets	8	33	4.1	10	0	L
11/30/14	NEW ORLEANS	8	159	19.9	48	0	L
9/27/15	at St. Louis	7	70	10.0	20	0	W
10/1/15	BALTIMORE	7	21	3.0	9	0	L
10/9/16	N.Y. JETS	9	88	9.8	16	0	W
10/23/16	NEW ENGLAND	10	68	6.8	22	0	L
11/13/16	DALLAS	9	77	8.6	23	1	L
11/20/16	at Cleveland	8	55	6.9	19	0	W
10/8/17	JACKSONVILLE	10	46	4.6	9	0	L
11/16/17	TENNESSEE	9	57	6.3	14	0	W
11/26/17	GREEN BAY	12	88	7.3	15	0	W
12/10/17	BALTIMORE	9	77	8.6	20t	1	W

POSTSEASON (1)

Date	Opponent	Rec	Yds	Avg	Lg	TD	Result
1/14/18	JACKSONVILLE	9	88	9.8	22	1	L

Bell's 100-Yard Games (Receiving)**REGULAR SEASON (2)**

Date	Opponent	Yds	Rec	Avg	Lg	TD	Result
11/30/14	NEW ORLEANS	159	8	19.9	48	0	L
12/4/17	at Cincinnati	106	5	21.2	35t	1	W

Bell's 40+ Yard Receptions**REGULAR SEASON (5)**

Date	Opponent	Lg	Result
11/30/14	NEW ORLEANS	48	L
12/14/14	at Atlanta	44	W
10/20/14	HOUSTON	43	W
11/17/13	DETROIT	43	W
10/22/17	CINCINNATI	42	W



Nat Berhe **s**

HEIGHT: 5-11
WEIGHT: 195
COLLEGE: San Diego State
BORN: July 6, 1991
BIRTHPLACE: Fontana, Calif.

HOW ACQUIRED: FA - '17
NFL EXPERIENCE: 5th year

31

PRO (38-2/0-0): Signed a one-year contract with the Steelers as an unrestricted free agent (from N.Y. Giants) on April 6, 2018...placed on the Giants' Reserve/Injured List due to a calf injury on September 5, 2015...originally drafted by the New York Giants in the fifth round (152th overall) of the 2014 NFL Draft.

2017 (15-0) (NYG): Saw action in 15 games, primarily on special teams...recorded 2 defensive tackles, including 1.0 sack for 13 yards...added 7 special teams tackles.

10/22 vs. Seattle: Sacked Seahawks QB Russell Wilson for a 13-yard loss, forcing fourth down on the first drive of the game.

COLLEGE Played in 51 games with 41 starts at San Diego State, where he led the team in tackles as a junior and senior...finished his collegiate career with 299 tackles (197 solo) including a 3-yard sack and 12 stops for losses totaling 40 yards...added five interceptions, 20 deflections, four fumble recoveries and one forced fumble...as a senior in 2013, was named a team captain and started all 13 games, leading SDSU with a career-high 99 tackles (60 solo)...added 5.5 tackles for losses, six pass breakups two fumble recoveries and 1.0 sack...his 99 tackles were 24 more than the next Aztec (Eric Pinkins)...was chosen first-team All-Mountain West by the league coaches and media and was the only Aztec named to the

honor in 2013...in 2012, started all 13 games and led San Diego State in tackles (94) and tied for the lead with 68 solo tackles for a unit that ranked third in the league in both scoring defense (24.4 points) and total defense (369.0 yards)...contributed to an Aztec defense that ranked 39th nationally in total defense and 42nd in the country in scoring defense...named a second-team All-Mountain West honoree...in 2011, started all 13 games and was named All-MW honorable mention...his 67 tackles were the team's third-highest total...as a freshman in 2010, played in 12 games with two starts...finished seventh on the team with 39 tackles (26 solo) and added an interception...played his first collegiate game on defense and special teams vs. Nicholls State and had 1 solo tackle...redshirted in 2009...public administration major.

PERSONAL Attended Colton (Calif.) High School where he led Yellow Jackets to four consecutive San Andreas League championships... team captain as a senior in 2008 and a three-time First-Team All-San Andreas League selection...All-CIF defensive team in 2008 and a two-time all-county selection...had 47 tackles (33 solo) and one interception and recorded 32 rushes for 182 yards as a senior...two-year letter-winner in track and field...member of the National Honor Society... proud supporter of Berhe Group Homes, founded by Nat's mother, Judy, which seeks to build, enrich, reward, help and encourage the lives of all of their residents and offers around-the-clock psychological care and other valuable therapeutic services.

Berhe's 2017 Game-by-Game Statistics

Date	Opponent	GP	GS	T	AT	TOT	Sacks	Yds	Int/Yds	PD	FF	FR
9/10	at Dallas	1	0	0	0	0	0.0	0.0	0/0	0	0	0
9/18	DETROIT	1	0	0	0	0	0.0	0.0	0/0	0	0	0
9/24	at Philadelphia	1	0	0	0	0	0.0	0.0	0/0	0	0	0
10/1	at Tampa Bay	1	0	0	0	0	0.0	0.0	0/0	0	0	0
10/8	L.A. CHARGERS	1	0	0	0	0	0.0	0.0	0/0	0	0	0
10/15	at Denver	1	0	0	1	1	0.0	0.0	0/0	0	0	0
10/22	SEATTLE	1	0	1	0	1	1.0	13.0	0/0	0	0	0
11/5	L.A. RAMS	1	0	0	0	0	0.0	0.0	0/0	0	0	0
11/12	at San Francisco	1	0	0	0	0	0.0	0.0	0/0	0	0	0
11/19	KANSAS CITY	1	0	0	0	0	0.0	0.0	0/0	0	0	0

Berhe's 2017 Game-by-Game Statistics (Continued)

Date	Opponent	GP	GS	T	AT	TOT	Sacks	Yds	Int/Yds	PD	FF	FR
11/23	at Washington	1	0	0	0	0	0.0	0.0	0/0	0	0	0
12/3	at Oakland	1	0	0	0	0	0.0	0.0	0/0	0	0	0
12/10	DALLA	1	0	0	0	0	0.0	0.0	0/0	0	0	0
12/17	PHILADELPHIA	INACTIVE										
12/24	at Arizona	1	0	0	0	0	0.0	0.0	0/0	0	0	0
12/31	WASHINGTON	1	0	0	0	0	0.0	0.0	0/0	0	0	0
SEASON TOTALS		15	0	1	1	2	1.0	13.0	0/0	0	0	0

Berhe's Career Totals

Year	Team	GP	GS	T	AT	TOT	Sacks	Yds	Int/Yds	PD	FF	FR
2014	N.Y. Giants	16	0	3	1	4	0.0	0.0	0/0	0	0	1
2016	N.Y. Giants	7	2	14	4	18	0.0	0.0	0/0	1	1	0
2017	N.Y. Giants	15	0	1	1	2	1.0	13.0	0/0	0	0	0
NFL TOTALS		38	2	18	6	24	1.0	13.0	0/0	1	1	1

Career Special Teams Tackles (18): 8 in '14, 3 in '16 7 in '17.

Regular-Season Single-Game Highs:

Total Tackles: 6, vs. Washington, 9/25/16; **Solo Tackles:** 5, vs. Washington, 9/25/16; **Sacks:** 1.0, vs. Seattle, 10/22/17; **Sack Yards:** 13.0, vs. Seattle, 10/22/17; **Interceptions:** N/A; **Interception Yards:** N/A; **Passes Defensed:** 1, vs. Washington, 9/25/16; **Forced Fumbles:** 1, vs. Washington, 9/25/16; **Fumble Recoveries:** 1, at St. Louis, 12/21/14.

**Jordan Berry P**

HEIGHT: 6-5
WEIGHT: 195
COLLEGE: Eastern Kentucky
BORN: March 18, 1991

BIRTHPLACE: Melbourne, Victoria, Australia
HOW ACQUIRED: FA - '15
NFL EXPERIENCE: 4th year

4

CAREER HIGHLIGHTS

Owns or is tied for the top three single-season net punting averages in team history (min. 40 punts)

Team-record 40.2 average in 2016

A 39.8 average in 2017 (2nd)

With a 39.1 mark in 2015 (T-3rd)

PRO (32-0/5-0): Signed a one-year extension with the Steelers on February 1, 2018...signed with the Steelers on April 14, 2015.

2017 (16-0/1-0): Saw action in all 16 games during the regular season...landed 26 punts inside the opponents' 20-yard line – his third consecutive season handling the team's punting duties and landing at least 25 punts inside the 20-yard line...handled punting responsibilities in the AFC Divisional Playoff game vs. Jacksonville.

COLLEGE Finished his Eastern Kentucky career (2010-13) with 229 punts for 9,509 yards for an average of 41.0 yards per punt...in 2013, registered a career-best and set the single-season school record with a 43.8 yards per punt average, while also connecting on a career-long punt of 77 yards...led the conference in punts inside the 20-yard line (19) in 2012, while earning the team's Special Teams Player of the Year award...named first-team All-OVC in 2011, and was named second-team All-OVC and to the OVC's All-Newcomer team in 2010...majored in physical education.

JORDAN BERRY

PERSONAL Attended Melbourne High School (South Yarra, Victoria, Australia)... played club American football for the Western Crusaders in 2008...was a starter on the Australian national team for the 2009 Junior World Championship of American Football qualifier against New Zealand...played Australian football in 2007 and 2008 for Melbourne High, Aberfeldie Football Club and Calder Cannons Football Club...son of Jason and Louise Berry...Full name: Jordan Thomas Berry.

Berry's 2017 Game-by-Game Statistics

Date	Opponent	GP	No	Yds	Avg	Ret	Yds	Net	TB	In 20	Lg	Blk
9/10	at Cleveland	1	6	275	45.8	3	34	40.2	0	0	59	0
9/17	MINNESOTA	1	5	193	38.6	1	12	36.2	0	2	46	0
9/24	at Chicago	1	5	203	40.6	1	0	36.6	2	3	46	0
10/1	at Baltimore	1	4	150	37.5	1	0	37.5	0	1	48	0
10/8	JACKSONVILLE	1	3	134	44.7	0	0	44.7	0	2	54	0
10/15	at Kansas City	1	5	207	41.4	3	39	29.6	1	2	62	0
10/22	CINCINNATI	1	2	90	45.0	1	19	35.0	0	0	51	0
10/29	at Detroit	1	4	188	47.0	2	21	41.8	0	2	53	0
11/12	at Indianapolis	1	6	297	49.5	4	17	46.7	0	3	58	0
11/16	TENNESSEE	1	3	152	50.7	1	10	47.3	0	1	59	0
11/26	GREEN BAY	1	3	97	32.3	0	0	32.3	0	3	36	0
12/4	at Cincinnati	1	4	178	44.5	2	9	42.3	0	3	58	0
12/10	BALTIMORE	1	3	141	47.0	1	0	47.0	0	0	48	0
12/17	NEW ENGLAND	1	4	171	42.8	1	11	40.0	0	1	60	0
12/25	at Houston	1	3	143	47.4	1	7	45.3	0	1	57	0
12/31	CLEVELAND	1	4	144	36.0	1	-2	36.5	0	2	46	0
SEASON TOTALS		16	64	2,763	43.2	23	177	39.8	3	26	62	0
NFL TOTALS		48	191	8,374	43.8	70	611	39.7	7	79	79	1

POSTSEASON

1/14	JACKSONVILLE	1	2	79	39.5	1	0	29.5	1	0	40	0
POSTSEASON TOTALS		1	2	79	39.5	0	0	29.5	1	0	40	0
NFL TOTALS		6	22	878	39.9	4	85	33.3	3	6	52	0

Berry's Career Totals**REGULAR SEASON**

Year	Team	GP	No	Yds	Avg	Ret	Yds	Net	TB	In 20	Lg	Blk
2015	Pittsburgh	16	59	2,511	42.6	19	165	39.1	2	28	79	0
2016	Pittsburgh	16	68	3,100	45.6	28	269	40.2	3	25	64	1
2017	Pittsburgh	16	64	2,763	43.2	23	177	39.8	3	26	62	0
NFL TOTALS		48	191	8,374	43.8	70	611	39.7	7	79	79	1

Career Regular-Season Special Teams Tackles (1): 1 in '15.

POSTSEASON

Year	Team	GP	No	Yds	Avg	Ret	Yds	Net	TB	In 20	Lg	Blk
2015	Pittsburgh	2	13	531	40.9	3	76	33.5	1	4	52	0
2016	Pittsburgh	3	7	268	38.3	1	9	34.1	1	2	47	0
2017	Pittsburgh	1	2	79	39.5	0	0	29.5	1	0	40	0
NFL TOTALS		6	22	878	39.9	4	85	33.3	3	6	52	0



Jon Bostic *LB*

HEIGHT: 6-1
WEIGHT: 246
COLLEGE: Florida
BORN: May 5, 1991
BIRTHPLACE: Wellington, Fla.

HOW ACQUIRED: FA - '18
NFL EXPERIENCE: 6th year

51

PRO (54-32): Signed a two-year contract with the Steelers as an unrestricted free agent (from Indianapolis Colts) on March 18, 2018...placed on the Colts' Reserved/Injured on December 18, 2017 with a right knee injury...signed by the Colts as an unrestricted free agent on April 20, 2017...placed on the Detroit Lions Reserved/Injured list on September 6, 2016 with a foot injury...acquired by the Lions in a trade with the New England Patriots in exchange for a conditional draft pick in the 2017 NFL Draft on May 9, 2016...acquired by the Patriots in a trade with the Bears in exchange for an undisclosed draft pick in the 2016 NFL Draft on September 29, 2015...originally drafted by the Chicago Bears in the second round (50th overall) of the 2013 NFL Draft.

2017 (14-14) (IND): Started all 14 games he appeared in before being placed on Injured Reserve with a right knee injury...finished the season with a career-high 97 tackles (57 solo) despite missing the final two games of the season...added 6 tackles for loss, three passes defended, two quarterback hits, 1.0 sack and one fumble recovery.

10/1 at Seattle: Registered double-digit tackles in three games, including a season-high 12 (5 solo).

10/29 at Cincinnati: Posted his single sack of the season taking down Bengals quarterback Andy Dalton for a loss of three yards.

COLLEGE Started 32-of-51 games played in four seasons (2009-2012) at Florida, finishing his career as a four-year letterman with 237 tackles, including 19.0 tackles for loss, 7.5 sacks, seven passes defended, five interceptions and two forced fumbles...started all 13 games at middle linebacker as a senior in 2012, ranking third on the team in tackles (68), fifth in tackles for loss (6.5), third in quarterback hits (four), tied for second in sacks (3.0) and tied for fourth in interceptions

(two)...named to the All-SEC Coaches second-team, Phil Steele Midseason All-SEC second-team, the Butkus Award Watch List, Lombardi Award Preseason Watch List, Coaches' Preseason All-SEC second-team, Phil Steele Preseason All-SEC and Preseason Associated Press All-SEC third-team...started all 13 games as a junior in 2011, leading the team with 94 tackles and finishing tied for second on the team with 10.0 tackles for loss...also added 3.0 sacks, two passes defended, two quarterback hits and one forced fumble...named to Phil Steele's Preseason All-SEC third-team, Lindy's Preseason All-SEC second-team, the CFP Linebacker Trophy Watch List, SEC Coaches' Preseason All-SEC third-team, Butkus Award Watch List, Preseason All-SEC third-team by the media, Phil Steele's Midseason Honorable Mention All-America list and Phil Steele's Midseason All-SEC second-team...led the team in tackles seven times (Tennessee, Kentucky, LSU, Auburn (tied), Georgia, South Carolina and Ohio State), registering eight or more in each of the contests and double digits tackles three times... competed in 13 games (six starts) as a sophomore in 2010, finishing the season tied for third on the squad with 57 tackles (36 solo) and ninth in the SEC and eighth nationally in interceptions among linebackers with three...led his freshman teammates with 18 tackles (14 solo) in 2009.

PERSONAL Attended Palm Beach Central High School in Wellington, Fla....helped his squad earn the distinction of being rated the eighth-best defense in Palm Beach County...was an All-State selection for Florida Class-6A and was selected to the U.S. Army All-American Bowl...had over 100 tackles in his junior season...in 2008, rushed for 458 yards and six touchdowns on 75 carries...his father, Jon Bostic, was a defensive back for the Detroit Lions, playing in a total of 29 games from 1985-87.

JON BOSTIC

Bostic's 2017 Game-by-Game Statistics

Date	Opponent	GP	GS	T	AT	TOT	Sacks	Yds	Int/Yds	PD	FF	FR
9/10	at L.A. Rams	1	1	5	2	7	0	0	0/0	0	0	0
9/17	ARIZONA	1	1	4	0	4	0	0	0/0	0	0	0
9/24	CLEVELAND	1	1	8	2	10	0	0	0/0	1	0	0
10/1	at Seattle	1	1	5	7	12	0	0	0/0	0	0	0
10/8	SAN FRANCISCO	1	1	3	4	7	0	0	0/0	0	0	0
10/16	at Tennessee	1	1	4	1	5	0	0	0/0	0	0	0
10/22	JACKSONVILLE	1	1	2	2	4	0	0	0/0	0	0	0
10/29	at Cincinnati	1	1	4	4	8	1.0	3.0	0/0	0	0	1
11/5	at Houston	1	1	5	1	6	0	0	0/0	2	0	0
11/12	PITTSBURGH	1	1	4	5	9	0	0	0/0	0	0	0
11/26	TENNESSEE	1	1	5	5	10	0	0	0/0	0	0	0
12/3	at Jacksonville	1	1	4	2	6	0	0	0/0	0	0	0
12/10	at Buffalo	1	1	3	1	4	0	0	0/0	0	0	0
12/14	DENVER	1	1	1	4	5	0	0	0/0	0	0	0
12/23	at Baltimore	RESERVE/INJURED										
12/31	HOUSTON	RESERVE/INJURED										
SEASON TOTALS		14	14	57	97	40	1.0	3.0	0/0	3	0	1

Bostic's Career Totals

Year	Team	GP	GS	T	AT	TOT	Sacks	Yds	Int/Yds	PD	FF	FR
2013	Chicago	16	9	43	12	55	2.0	9.0	1/0	1	0	1
2014	Chicago	13	8	58	26	84	0.0	0.0	0/0	3	0	0
2015	New England	11	1	0	1	1	0.0	0.0	0/0	0	0	0
2017	Indianapolis	14	14	57	40	97	1.0	3.0	0/0	3	0	1
NFL TOTALS		54	32	158	79	237	3.0	12.0	1/0	7	0	2

Career Regular-Season Special Teams Tackles (4): 3 in '13 and 1 in '15.

Regular-Season Single-Game Highs:

Total Tackles: 13, at N.Y. Jets, 9/22/14; **Solo Tackles:** 8, vs. Cleveland, 9/24/17; **Sacks:** 2.0, at Minnesota, 12/1/13; **Sack Yards:** 9.0, at Minnesota, 12/1/13; **Interceptions:** 1, vs. Baltimore, 11/17/13; **Interception Yards:** N/A; **Passes Defensed:** 2, twice, last at Houston, 11/5/17; **Forced Fumbles:** N/A; **Fumble Recoveries:** 1, twice, last at Cincinnati, 10/29/17.



Chris Boswell *K*

HEIGHT: 6-2

WEIGHT: 185

COLLEGE: Rice

BORN: March 16, 1991

BIRTHPLACE: Fort Worth, Texas

HOW ACQUIRED: FA - '15

NFL EXPERIENCE: 4th year



'17

9

CAREER HIGHLIGHTS

Set a Steelers single-season record for field goals made in 2017 (35).

Set a Steelers single-season record for points in 2017 (142).

In 2017, was one of four NFL players to convert all field goal attempts of 50+ yards.

Became the seventh player in team history with at least 80 field goals made.

Has made at least 20 field goals in each of his first three seasons in the NFL.

Entering the 2018 season, has recorded six field goals of 50-yards or more in his NFL career.

Entering the 2018 season, has the sixth-most field goals in team history with 85.

Has recorded five game-winning field goals in his regular-season career (field goals within one minute of regulation or overtime).

In 2017, became the first player to kick three field goals to win three consecutive games, with the clock reading 0:00 at the end of the play since 2004 (Ryan Longwell).

In 2016, tied the franchise record for most field goals made in a regular-season game (six, 12/18 at Cincinnati).

During the 2016 postseason, set the NFL and Steelers' record for most field goals made in a single postseason game (six, AFC Divisional Playoff 1/15 at Kansas City).

Set the team record for most field goals made (8) in a single postseason in team history during the 2016 postseason.

During the 2016 postseason, became the first player in NFL postseason history to convert each of his first 15 field goal attempts.

Named AFC Special Teams Player of the Month (December/January, 2015 season).

Named AFC Special Teams Player of the Week twice (Week 6, 2015 and Week 13, 2017) .

Set a Steelers' record for the most field goals made by a rookie/first-year player in a single regular season with 29 in 2015.

Set the team record for most points (113) by a rookie/first-year player in a single regular season in 2015.

His 90.6 field goal percentage in 2015 ranked first among rookie/first-year players in team history (min. 10 attempts) in a single season.

Earned his first Pro Bowl selection in 2017.

PRO (12-0/2-0): Signed with the Steelers on October 3, 2015...released by the N.Y. Giants on September 5, 2015...signed by the Giants on September 2, 2015...released by the Giants on August 16, 2015...signed by the Giants on January 7, 2015...released from the Texans' practice squad on September 30, 2014...added to the Texans' practice squad on September 24, 2014...released by the Houston Texans on August 30, 2014...originally signed with the Texans as an undrafted rookie agent on May 16, 2014.

2017 (16-0/1-0): Saw action in all 16 games during the regular season and the AFC Divisional Playoff game vs. Jacksonville...set single-season team records for field goals made (35) and points (42)...finished tied for fourth in the NFL in points and tied for fifth in field goals made...converted all field goal attempts of 50+ yards...recorded four game-winning field goals (field goals within one minute of regulation or overtime)...kicked three field goals to win games with the clock reading 0:00 at the end of the play, tying the most in single season history since the merger in 1970.

CHRIS BOSWELL

9/17 vs. Minnesota: Converted each of his first four field goal attempts of the season, from 46-, 29-, 37- and 43-yards out...marked his fourth career regular-season game with four field goals made or more.

10/1 at Baltimore: Converted two-of-three field goals attempts (31- and 49-yards)...tied Mike Clark (1964-67: 57) for the eighth-most field goals made in Steelers history.

10/8 vs. Jacksonville: Converted each of his three field goal attempts (29-, 34- and 20-yards)...broke a tie with Mike Clark (1964-67: 57) for the sole possession of the eighth-most field goals made in Steelers history on his 29-yard field goal in the first quarter...converted at least three field goals in a regular-season game for the 11th time in his career.

10/22 vs. Cincinnati: Converted five field goal attempts, (22-, 24-, 41-, 49- and 25-yards), tying as the fourth-most in a single-game in franchise history and the second-most in his NFL career (six, Dec. 18, 2016 at Cincinnati)...surpassed Lou Michaels (62) for the seventh-most field goals made in Steelers history.

11/12 at Indianapolis: Converted two-of-three field goal attempts, a 41-yard field goal in the second quarter and a game-winning 33-yarder as time expired...his game-winning 33-yard field goal was the second game-winning field goal of his regular-season career...increased his career field goal total with the Steelers to 70 – the seventh-most in team history.

11/16 vs. Tennessee: Converted each of his four field goal attempts – 41-, 28-, 50- and 26-yards... his 50-yard field goal is the third field goal of at least 50 yards in his NFL career, all occurring at Heinz Field.

11/26 vs. Green Bay: Converted his lone field goal attempt of the game – a career-long 53 yards – as time expired...it was the third regular-season game-winning field goal and the fourth field goal of at least 50 yards or more in his NFL career...his 53-yard kick is the longest by a Steeler in Heinz Field history, ties as the longest field goal conversion at the stadium since it opened in 2001 (Dan Bailey, Nov. 13, 2016 vs. Dallas), and ties as the fourth-longest in team history.

12/4 at Cincinnati: Named AFC Special Teams Player of the Week...converted each of his three field goal attempts, 30-, 37- and 38-yards...his 38-yard game-winning field goal is the fourth game-winning kick in his regular-season career (within one minute of regulation or overtime).

12/10 vs. Baltimore: Converted each of his four field goal attempts (52-, 43-, 24- and 46-yards), establishing a new single-season career high for field goals made with 32 (29 in 2015)...his 46-yard game-winning field goal is the fifth game-winning kick in his regular-season career and fourth of 2017 (within one minute of regulation or overtime)...his 52-yard field goal in the second quarter is the fifth field goal of at least 50 yards in his NFL regular-season career, all occurring at Heinz Field (53 yards: Nov. 26, 2017 vs. Green Bay, 51 yards twice: Oct. 18, 2015 vs. Arizona and Dec. 16, 2015 vs. Indianapolis, 50: Nov. 16, 2017 vs. Tennessee)... surpassed Kris Brown (80) for the sixth-most field goals made in team history.

12/17 vs. New England: Converted his sole field goal attempt of the game - a 51-yard field goal in the second quarter – the sixth successful field goal of at least 50 yards in his NFL career – all occurring at Heinz Field.

12/25 at Houston: Converted field goals from 34 and 36 yards...set a Steelers single-season record for the most field goals made with 35.

12/31 vs. Cleveland: Made 4-of-4 extra points, surpassing Norm Johnson (1995, 141) for most points by a Steeler in a single season.

AFC Divisional Playoff 1/14 vs. Jacksonville: Converted each of his five extra point attempts to move into a tie with Jerome Bettis and Lynn Swann (54) for the seventh-most points in Steelers playoff history.

COLLEGE Saw action in 51 games for Rice (2010-13), both as a kicker and punter... finished his career 65-of-88 on field goals and 164-172 on PATs for a total of 359 points...at the time, his 65 field goals and 164 PATs were both school records...at the time, his 65 career field goals were also the third-most in Conference USA history...added 16 punts for 647 yards (40.4

avg.)...in 2013, was selected to play in the Senior Bowl, and he was named Conference USA Special Teams Player of the Week three times...set then school single-season records for field goals (23) and points (114) in 2012...in 2011, was named first-team All-Conference USA by Rivals.com, second-team by Phil Steele and was an honorable mention selection by Conference USA coaches...earned All-Freshman honors from league coaches in 2010...majored in kinesiology.

PERSONAL Attended Fossil Ridge High School (Forth Worth, Texas)...was a four-time, All-District 5-5A selection...converted on 39-of-43 field goals in his career and was perfect on 172 career PAT attempts...named AP All-State first team and to the Texas Sportswriters Association Class 5A All-State second team as a senior...selected to play in the 2009 US Army All-American Bowl in San Antonio...also played baseball and soccer...son of Rick and Dawn Boswell...Full name: Christopher Lynn Boswell.

Boswell's 2017 Game-by-Game Statistics

SCORING											
Date	Opponent	G	FG	FGA	Pct.	Lg	Blk	XP	XPA	Pct.	Pts
9/10	at Cleveland	1	0	0	0.0	0	0	3	3	100.0	0
9/17	MINNESOTA	1	4	4	100.0	46	0	2	2	100.0	0
9/24	at Chicago	1	1	2	50.0	32	1	2	2	100.0	0
10/1	at Baltimore	1	2	3	66.7	49	0	2	2	100.0	0
10/8	JACKSONVILLE	1	3	3	100.0	34	0	0	0	0.0	0
10/15	at Kansas City	1	1	1	100.0	24	0	2	2	100.0	0
10/22	CINCINNATI	1	5	5	100.0	49	0	2	2	100.0	0
10/29	at Detroit	1	2	2	100.0	38	0	2	2	100.0	0
11/12	at Indianapolis	1	2	3	66.7	41	0	0	1	0.0	1
11/16	TENNESSEE	1	4	4	100.0	50	0	4	4	100.0	0
11/26	GREEN BAY	1	1	1	100.0	53	0	2	3	66.7	0
12/4	at Cincinnati	1	3	3	100.0	38	0	2	2	100.0	0
12/10	BALTIMORE	1	4	4	100.0	52	0	4	4	100.0	0
12/17	NEW ENGLAND	1	1	1	100.0	51	0	3	3	100.0	0
12/25	at Houston	1	2	2	100.0	36	0	4	4	100.0	0
12/31	CLEVELAND	1	0	0	0.0	0	0	4	4	100.0	0
SEASON TOTALS		16	35	38	92.1	53	1	37	39	94.9	1

POSTSEASON											
Date	Opponent	G	FG	FGA	Pct.	Lg	Blk	XP	XPA	Pct.	Pts
1/14	JACKSONVILLE	1	0	0	0.0	0	0	5	5	100.0	0
POSTSEASON TOTALS		1	0	0	0.0	0	0	5	5	100.0	0

FIELD GOALS											
Date	Opponent	1-19	Pct.	20-29	Pct.	30-39	Pct.	40-49	Pct.	50+	Pct.
9/10	at Cleveland	0-0	0.0	0-0	0.0	0-0	0.0	0-0	0.0	0-0	0.0
9/17	MINNESOTA	0-0	0.0	1-1	100.0	1-1	100.0	2-2	100.0	0-0	0.0
9/24	at Chicago	0-0	0.0	0-0	0.0	1-2	50.0	0-0	0.0	0-0	0.0
10/1	at Baltimore	0-0	0.0	0-0	0.0	1-1	100.0	1-2	50.0	0-0	0.0
10/8	JACKSONVILLE	0-0	0.0	2-2	100.0	1-1	100.0	0-0	0.0	0-0	0.0
10/15	at Kansas City	0-0	0.0	1-1	100.0	0-0	0.0	0-0	0.0	0-0	0.0
10/22	CINCINNATI	0-0	0.0	3-3	100.0	0-0	0.0	2-2	100.0	0-0	0.0
10/29	at Detroit	0-0	0.0	0-0	0.0	2-2	100.0	0-0	0.0	0-0	0.0
11/12	at Indianapolis	0-0	0.0	0-0	0.0	1-2	50.0	1-1	100.0	0-0	0.0
11/16	TENNESSEE	0-0	0.0	2-2	100.0	0-0	0.0	1-1	100.0	1-1	100.0
11/26	GREEN BAY	0-0	0.0	0-0	0.0	0-0	0.0	0-0	0.0	1-1	100.0
12/4	at Cincinnati	0-0	0.0	0-0	0.0	3-3	100.0	0-0	0.0	0-0	0.0
12/10	BALTIMORE	0-0	0.0	1-1	100.0	0-0	0.0	2-2	100.0	1-1	100.0
12/17	NEW ENGLAND	0-0	0.0	0-0	0.0	0-0	0.0	0-0	0.0	1-1	100.0
12/25	at Houston	0-0	0.0	0-0	0.0	2-2	100.0	0-0	0.0	0-0	0.0
12/31	CLEVELAND	0-0	0.0	0-0	0.0	0-0	0.0	0-0	0.0	0-0	0.0
SEASON TOTALS		0-0	0.0	10-10	100.0	12-14	85.7	9-10	90.0	4-4	100.0

POSTSEASON											
Date	Opponent	1-19	Pct.	20-29	Pct.	30-39	Pct.	40-49	Pct.	50+	Pct.
1/14	JACKSONVILLE	0-0	0.0	0-0	0.0	0-0	0.0	0-0	0.0	0-0	0.0
POSTSEASON TOTALS		0-0	0.0	0-0	0.0	0-0	0.0	0-0	0.0	0-0	0.0

CHRIS BOSWELL

Boswell's Career Totals**REGULAR SEASON****SCORING**

Year	Team	G	FG	FGA	Pct.	Lg	Blk	XP	XPA	Pct.	Blk	Pts
2015	Pittsburgh	12	29	32	90.6	51	0	26	27	96.3	0	113
2016	Pittsburgh	15	21	25	84.0	49	1	36	36	100.0	0	99
2017	Pittsburgh	16	35	38	92.1	53	1	37	39	94.9	1	142
NFL TOTALS		43	85	95	89.5	53	2	99	102	97.1	1	354

FIELD GOALS

Year	Team	1-19	Pct.	20-29	Pct.	30-39	Pct.	40-49	Pct.	50+	Pct.
2015	Pittsburgh	1-1	100.0	9-9	100.0	8-8	100.0	9-12	75.0	2-2	100.0
2016	Pittsburgh	0-0	0.0	2-2	100.0	8-9	88.9	11-12	91.7	0-2	0.0
2017	Pittsburgh	0-0	0.0	10-10	100.0	12-14	85.7	9-10	90.0	4-4	100.0
NFL TOTALS		1-1	100.0	21-21	100.0	28-31	90.3	29-34	85.3	6-8	75.0

Career Regular-Season Special Teams Tackles (4): 2 in '15, 1 in '16 and 1 in '17.

Additional Statistics: Has five career game-winning field goals in the regular season (18 yards, 11/8/15 vs. Oakland, 33 yards, 11/12/17 at Indianapolis, 53 yards, 11/26/17 vs. Green Bay, 38 yards, 12/4/17 at Cincinnati, 46 yards, 12/10/17 vs. Baltimore).

POSTSEASON**SCORING**

Year	Team	G	FG	FGA	Pct.	Lg	Blk	XP	XPA	Pct.	Blk	Pts
2015	Pittsburgh	2	7	7	100.0	47	0	1	1	100.0	0	22
2016	Pittsburgh	3	8	8	100.0	45	0	3	5	60.0	0	27
2017	Pittsburgh	1	0	0	0.0	0	0	5	5	100.0	0	5
NFL TOTALS		6	15	15	100.0	47	0	9	11	81.8	0	54

FIELD GOALS

Year	Team	1-19	Pct.	20-29	Pct.	30-39	Pct.	40-49	Pct.	50+	Pct.
2015	Pittsburgh	0-0	0.0	1-1	100.0	4-4	100.0	2-2	100.0	0-0	0.0
2016	Pittsburgh	0-0	0.0	2-2	100.0	3-3	100.0	3-3	100.0	0-0	0.0
2017	Pittsburgh	0-0	0.0	0-0	0.0	0-0	0.0	0-0	0.0	0-0	0.0
NFL TOTALS		0-0	0.0	3-3	100.0	7-7	100.0	5-5	100.0	0-0	0.0

Additional Statistics: Has on career game-winning field goal in the postseason (35 yards, AFC Wild Card Game 1/9/16 at Cincinnati).



Antonio Brown *WR*

HEIGHT: 5-10

WEIGHT: 181

COLLEGE: Central Michigan

BORN: July 10, 1988

BIRTHPLACE: Miami, Fla.

HOW ACQUIRED: D6b - '10 (#195)

NFL EXPERIENCE: 9th year



84

CAREER HIGHLIGHTS

Set NFL records for most receptions (622) and receiving yards (8,281) by a player in their first career 100 regular-season games.

Set an NFL record for fewest games to reach 700 career receptions (111) and is just the second player in team history to reach the mark (Hines Ward).

Holds the NFL record for the most receptions in NFL history in any five-year span (582: 2013-17), four-year span (481: 2013-16), three-year span (375: 2013-15) and two-year span (262: 2014-15).

Became the first player in NFL history to lead his conference in receptions in four straight seasons (2013-16).

Became the first player in NFL history to record 100 receptions in five straight seasons (2013-17).

Joined Larry Fitzgerald as the only players in NFL history to record at least 100 receptions in a single season five times.

Holds the team record for most double-digit reception games in team history (19).

Became the first player in team history with 1,000 receiving yards and 10 receiving touchdowns in three straight seasons (2014-16).

Has the most games with at least 10 receptions in a player's first eight years in NFL history with 19.

Became the first player in Steelers history to record 1,000 receiving yards in five-straight seasons (2013-17) and is tied with Hines Ward for the most 1,000-yard receiving seasons in team history (6).

Reached 9,000 scrimmage yards in 106 regular-season games—marking the third-fewest games to the milestone in Steelers history and tying Randy Moss for the fifth-fewest games to the milestone by a wide receiver in NFL history.

Reached 9,000 career receiving yards in 107 regular-season games—marking the fewest games to the milestone in Steelers history and tying Randy Moss for the fourth-fewest games to the milestone in NFL history.

Recorded his fifth consecutive 1,200-receiving yard season in 2017 – tying Marvin Harrison, Michael Irvin and Chad Johnson for the fourth-longest streak in NFL history

Became the fastest player in team history to reach 10,000 all-purpose yards (87 games).

Entering the 2018 season, he has recorded at least one reception in 113 consecutive regular-season games in which he has played (122, including the postseason), dating back to October 3, 2010.

Entering the 2018 season, he is tied with Ward for the most 100-yard receiving games in Steelers' history (37) and is one of four active players with at least 30 100-yard receiving games.

Entering the 2018 season, he is in second place in team history in receptions (733), multi-receiving touchdown games (15) and punt return yards (1,759).

Entering the 2018 season, he has the second-most receiving yards in Steelers' history and fifth most among active NFL players (9,910).

Entering the 2018 season, he has the third-most receiving touchdowns in team history (59) and the fourth-most combined touchdowns in Steelers' history (64).

Entering the 2018 season, he is tied for the most punt returns for touchdowns in team history (4), and is tied for the second-most return touchdowns in team history (5).

Entering the 2018 season, he is just one of five players in NFL history to record at least 40 touchdown receptions and to have at least five return touchdowns.

ANTONIO BROWN

Entering the 2018 season, has the fourth-most scrimmage yards in franchise history (10,029).

Holds Steelers' record for most receptions (733), receiving yards (9,910) and all-purpose yards (12,961) in a player's first eight seasons with the team.

Holds single-season franchise records in receptions (136 in 2015), receiving yards (1,834 in 2015), receiving touchdowns (13 in 2014), 100-yard games (9 in 2015) and receiving yards per game (114.6 in 2015).

Holds single-game team records in receptions (17), receiving yards (284) and scrimmage yards (306), all coming vs. Oakland (11/8/15).

His 16 games with at least 10 catches and 100 receiving yards are the most in franchise history (16) and the most in NFL history by a player in his first eight seasons.

Set the team record for most receptions (27) and receiving yards (423) in a two-game span (Weeks 9-10, 2015).

Became the first player in NFL history with at least 125 receptions in two straight seasons (2014-15).

Became the first player in NFL history to record two games with 15 or more receptions in the same season (11/8/15 vs. Oakland, 12/20/15 vs. Denver).

Became the fifth player in team history with at least 60 total touchdowns, joining Franco Harris, Hines Ward, Jerome Bettis and John Stallworth.

Became the first player in NFL history with at least 100 catches in five consecutive seasons.

Became the first Steeler in history to reach 200 receiving yards in two games with the franchise.

Became the second player in NFL history (Calvin Johnson) to record at least 1,600 yards in back-to-back seasons (2014-15).

Became the first player in NFL history to record four games with at least 180 receiving yards in any single regular season (2015).

Set a franchise record for the most touchdown receptions in consecutive seasons with 23 (2014-15).

Became the first player in NFL history to post 1,700 yards from scrimmage in back-to-back seasons (2014-15).

Recorded at least seven receptions in 14 straight regular-season games (streak ended 10/1/15 vs. Baltimore), recorded at least five receptions and 50 receiving yards in 35 straight regular-season games (streak ended 10/1/15 vs. Baltimore), and he recorded at least five receptions and 70 receiving yards in 21 straight regular-season games (streak ended 10/1/15 vs. Baltimore), all NFL records.

Tied an NFL record by recording at least five receptions and 80 receiving yards in each of the first nine games of a season in 2014 (Michael Irvin, 1995).

Set an NFL record for the most games with at least five catches and 50 receiving yards in the first eight years of a career with 80.

Set an NFL record by recording at least 80 receiving yards in 14 straight regular-season games (12/22/13-12/2/14).

In 2011, he became the first player in NFL history with at least 1,000 receiving yards (1,108) and at least 1,000 return yards (1,062) in a single season.

In 2010, he became the first Steelers' rookie to return a kickoff for a touchdown since Antwaan Randle El in 2002.

Has reached at least 100 receiving yards five times in his NFL postseason career—tying John Stallworth and Hines Ward for the most 100-receiving yard games in franchise playoff history.

Is tied with Franco Harris (51) for the third-most postseason receptions in team history.

his streak of at least five catches and 50 receiving yards in seven consecutive postseason games is the fourth longest in NFL playoff history.

Is the fourth player in team playoff history to reach at least 800 receiving yards. (Hines Ward, John Stallworth and Lynn Swann).

Tied with Heath Miller (4) for the fourth most touchdown catches in Steelers postseason history.

Tied John Stallworth for the most multi-touchdown catch games in team postseason history with two.

<i>Has the fifth-most scrimmage yards in team postseason history with 855.</i>	<i>Named NFL.com Fantasy Player of the Year in 2015, and he earned Courtyard's Greatness on the Road™ Award for his Week 17 performance at Cleveland during the 2015 season.</i>
<i>Is the player in team history to be named Steelers' MVP four (2011, 2013, 2015 and 2017).</i>	<i>Named NFL 101 AFC Co-Offensive Player of the Year and he was named ESPN.com's AFC North Offensive Player of the Year for his efforts during the 2014 season.</i>
<i>Has been selected to the Pro Bowl five straight seasons, and has earned Pro Bowl honors six times in his career (2011, 2013-17).</i>	<i>Named AFC Offensive Player of the Month three times (December of 2014, November of 2015 and December/January of 2015).</i>
<i>Has earned first-team Associated Press All Pro honors and has been named to the PFWA's All-NFL and All-AFC Teams four straight seasons (2014-17).</i>	<i>Earned AFC Special Teams Player of the Week honors three times (Week 12 in 2011, Week 17 in 2014 and Week 13 in 2015).</i>
<i>Named Sporting News Offensive Player of the Year in 2017 and a Sporting News All-Pro for three-straight seasons (2015-17).</i>	<i>Named AFC Offensive Player of the Week twice (Week 15 in 2015 and Week 11 in 2017).</i>
<i>Named Dapper Dan Sportsman of the Year by the Pittsburgh Post-Gazette in back-to-back years (2014-15).</i>	<i>Earned Castrol Edge Clutch Performer of the Week honors four times (Weeks 9 and 15 in 2015, Week 16 in 2016 and Week 12 in 2017).</i>

PRO (115-88/10-6): Signed a new five-year contract with the Steelers on February 27, 2017...signed a five-year contract extension with the Steelers on July 27, 2012...originally drafted by the Steelers as their second of two selections in the sixth round (195th overall) of the 2010 NFL Draft.

2017 (14-14/1-1): Started all 14 games he appeared in and the Steelers' AFC Divisional Playoff contest...led the league in receiving yards (1,533), ranked fifth in receptions (101), tied for fourth in touchdown receptions (9) and finished eighth in scrimmage yards (1,533) in 2017...recorded eight games with at least 100 receiving yards—most in the league...posted six games with 10 or more catches – most in the league...had six games with at least 10 receptions and 100 yards, tied for the second-most such games in a single season in NFL history...his eight games with 100 receiving yards are tied as the second-most 100-yard games in a single season in team history (Antonio Brown, 2015: nine and Antonio Brown: 2014: eight).

9/10 at Cleveland: Made his 75th career start in NFL regular-season games and set Steelers Kickoff Weekend game records for receptions (11)...ended the first half with six catches for 102 yards to mark

the seventh time in his NFL career eclipsing 100 receiving yards in the opening half of a game...his 182 receiving yards are the second-most receiving yards by a Steeler in a Week 1 game...recorded his 30th career 100-yard receiving game—breaking a tie with Hines Ward for the most such games in Steelers history...increased his Steelers record to 14 games with 10 or more catches.

9/24 at Chicago: Totaled game highs in receptions (10) and receiving yards (110) to go along with his first touchdown catch of the season...reached 650 career receptions on his second catch in his 104th career regular-season game, setting an NFL record for the fewest games to the milestone (Marvin Harrison: 107)...surpassed John Stallworth (8,723) for the second-most receiving yards in franchise history.

10/8 vs. Jacksonville: Posted his third game of the season with at least 10 catches and 100 receiving yards, finishing with a game-high 157 receiving yards and tying for the game high with 10 receptions (Le'Veon Bell)...became the fourth player in Steelers history with at least 9,000 scrimmage yards, increasing his total to 9,041 – the fourth-most in team history...caught a 49-yard pass in the first quarter – the 27th 40-plus yard reception of his regular-season NFL career – and the 13th longest.

ANTONIO BROWN

10/15 at Kansas City: Recorded game highs in receptions (8) and receiving yards (155), and added a 51-yard touchdown catch from QB Ben Roethlisberger...broke a tie with Lynn Swann (51) for sole possession of the third-most touchdown receptions in Steelers history...Reached 9,000 career receiving yards in 107 regular-season games – marking the fewest games to the milestone in Steelers history (Ward: 159) and tying Randy Moss for the fourth-fewest games to the milestone in NFL history.

11/16 vs. Tennessee: Named AFC Offensive Player of the Week...tallied game highs in receptions (10), receiving yards (144) and touchdown catches (3)... caught three touchdown passes for the second time in his NFL career (Nov. 29, 2016 at Indianapolis), joining John Stallworth (2) for the most games with three touchdown catches in Steelers history...reached 1,000 receiving yards in 2017 to mark the sixth 1,000-yard season of his NFL career and fifth consecutive...surpassed Larry Fitzgerald (693) for the fourth-most receptions by a player in their first eight seasons in NFL history, with 702... posted his fourth game of 2017 with at least 10 catches and 100 receiving yards...tied Brandon Marshall for the most games with at least 10 receptions in a player's first eight years in NFL history with 17...tied Andre Johnson (14) for the second-most 10-catch/100-yard games in a player's first eight years in NFL history...set an NFL record for the fewest games to reach 700 receptions in 111 (previous: Marvin Harrison, 114).

11/26 vs. Green Bay: Led all players with 169 receiving yards and two touchdown catches, finishing second in receptions (10)...caught two passes for 23 and 14 yards on the final drive of the game to set up the game-winning field goal...set an NFL record for the most games with at least 10 receptions in a player's first eight years in NFL history with 18...tied Brandon Marshall (15) for the most 10-catch/100-yard games in a player's first eight years in NFL history.

12/4 at Cincinnati: Totaled 101 receiving yards on a game-high eight catches with one touchdown... broke a tie with Torry Holt and Brandon Marshall (712) for sole possession of the second-most receptions by a player in their first eight seasons in NFL history, with 717 (Marvin Harrison, 1996-2003: 759)...broke a tie with Torry Holt and Brandon Mar-

shall (712) for sole possession of the second-most receptions by a player in their first eight seasons in NFL history, with 720 (Marvin Harrison, 1996-2003: 759)...surpassed Larry Fitzgerald (9,615) for the sixth-most receiving yards by an NFL player in the first eight years of a career...set NFL records for the most receptions (569) and receiving yards (7,611) by a player in any five-year span in League history.

12/10 vs. Baltimore: Led all players in receptions (11) and receiving yards (213)...his 213 receiving yards are the fourth-most in a single game in Steelers history...reached 90 receptions in 2017 on his second catch, extending his Steelers record for consecutive seasons with at least 90 catches to five...set an NFL record for the most games with at least 10 catches and 100 receiving yards in the first eight years of a career, now with 16 (Brandon Marshall: 15)...tied an NFL record for the most career games with at least eight receptions and 180 receiving yards with seven (Isaac Bruce and Charley Hennigan)...posted his sixth game of 2017 with at least 10 catches and 100 receiving yards – tied for the second-most such games by a player in a single season in NFL history with Calvin Johnson (2012) and Wes Welker (2009), trailing only Andre Johnson (2008: seven games)...became the first Steeler in team history to reach 200 receiving yards in two games with the franchise.

AFC Divisional Playoff 1/14 vs. Jacksonville:

Led all players with game-bests in receiving yards (132) and touchdown catches (2), hauling in seven catches...his 132 receiving yards are a new personal-best in the postseason and are the fifth-most in team postseason history...surpassed Jerome Bettis (731) for the fifth-most scrimmage yards in team postseason history...tied Franco Harris (51) for the third-most postseason receptions in team history...tied Heath Miller (four) for the fourth most touchdown catches in Steelers postseason history... tied John Stallworth for the most multi-touchdown catch games in team postseason history with two.

COLLEGE Played in 41 games for Central Michigan (2007-09), finishing his career as the school's all-time leader in receptions (305), which at the time were the second-most in MAC history... ranked second in school history in touchdown receptions (22) and third in receiving yards (3,199)... added 2,612 kickoff return yards with two kickoffs

returned for touchdowns, and 822 punt return yards with three punts returned for touchdowns...finished his career as the only player in school history with two 1,000-yard receiving seasons...was also the only player with two 100-reception seasons...caught at least one pass in 41 consecutive games...named MAC Special Teams Player of the Year in back-to-back years (2008-09)...in 2009, was an All-MAC first team honoree as both a receiver and punt returner, as he established a school record 110 receptions...also in 2009, was named the GMAC Bowl Offensive Most Valuable Player...was named All-MAC first team receiver, kick returner and punt returner, and he led the nation in punt return yardage (20.5 avg.) in 2008...in 2007, was named MAC Freshman of the Year, All-MAC first team as a kick

return specialist and All-MAC second team as a receiver, as he set a then Bowl Subdivision freshman record with 2,267 all-purpose yards.

PERSONAL Prepped at North Carolina Tech in 2006, where he ran for 451 yards with 13 touchdowns and threw for 1,247 yards and 11 touchdowns in just five games...attended Norland High School (Miami, Fla.)...was a two-sport athlete...was a two-time Class 6A all-state selection in football and a two-time state qualifier in the 100 meters...named North Athlete of the Year at the 2005 Miami-Dade Gridiron Classic...has four sons, Antonio Jr., Autonomy, Ali and Apollo, and one daughter, Antanyiah...son of Adrianne Moss and Eddie Brown.

Brown's 2017 Game-by-Game Statistics

Date	Opponent	GP	GS	RECEIVING					RUSHING				
				Rec	Yds	Avg	Lg	TD	No	Yds	Avg	Lg	TD
9/10	at Cleveland	1	1	11	182	16.5	50	0	0	0	0.0	0	0
9/17	MINNESOTA	1	1	5	62	12.4	26	0	0	0	0.0	0	0
9/24	at Chicago	1	1	10	110	11.0	12	1	0	0	0.0	0	0
10/1	at Baltimore	1	1	4	34	8.5	14	0	0	0	0.0	0	0
10/8	JACKSONVILLE	1	1	10	157	15.7	49	0	0	0	0.0	0	0
10/15	at Kansas City	1	1	8	155	19.4	51t	1	0	0	0.0	0	0
10/22	CINCINNATI	1	1	4	65	16.3	23	1	0	0	0.0	0	0
10/29	at Detroit	1	1	5	70	14.0	40	0	0	0	0.0	0	0
11/12	at Indianapolis	1	1	3	47	15.7	32	0	0	0	0.0	0	0
11/16	TENNESSEE	1	1	10	144	14.4	41t	3	0	0	0.0	0	0
11/26	GREEN BAY	1	1	10	169	16.9	39	2	0	0	0.0	0	0
12/4	at Cincinnati	1	1	8	101	12.6	24	1	0	0	0.0	0	0
12/10	BALTIMORE	1	1	11	213	19.4	57	0	0	0	0.0	0	0
12/17	NEW ENGLAND	1	1	2	24	12.0	19	0	0	0	0.0	0	0
12/25	at Houston								INACTIVE				
12/31	CLEVELAND								INACTIVE				
SEASON TOTALS		14	14	101	1,533	15.2	57	9	0	0	0.0	0	0
NFL TOTALS		115	88	733	9,910	13.5	79t	59	31	119	3.8	16	0

POSTSEASON

1/14	JACKSONVILLE	1	1	7	132	18.9	43t	2	0	0	0.0	0	0
POSTSEASON TOTALS		1	1	7	132	18.9	43t	2	0	0	0.0	0	0
CAREER TOTALS		10	6	51	837	16.4	62t	4	1	18	18.0	18	0

Date	Opponent	PUNT RETURNS					KICKOFF RETURNS						
		No	FC	Yds	Avg	Lg	TD	No	Yds	Avg	Lg	TD	
10/1	at Baltimore	2	1	15	7.5	9	0	0	0	0.0	0	0	0
10/8	JACKSONVILLE	1	1	0	0.0	0	0	0	0	0	0.0	0	0
10/15	at Kansas City	1	1	0	0.0	0	0	0	0	0	0.0	0	0
10/22	CINCINNATI	1	2	7	7.0	7	0	0	0	0	0.0	0	0
10/29	at Detroit	0	1	0	0.0	0	0	0	0	0	0.0	0	0
11/12	at Indianapolis	1	2	7	7.0	7	0	0	0	0	0.0	0	0
11/16	TENNESSEE	2	0	23	11.5	16	0	0	0	0	0.0	0	0
11/26	GREEN BAY	3	2	9	3.0	7	0	0	0	0	0.0	0	0
SEASON TOTALS		11	10	61	5.5	16	0	0	0	0	0.0	0	0
NFL TOTALS		186	112	1,759	9.5	71t	4	0	0	0.0	0	0	0

ANTONIO BROWN

Brown's Career Totals

REGULAR SEASON

Date	Opponent	GP	GS	RECEIVING					TD	RUSHING				TD
				Rec	Yds	Avg	Lg	No		Yds	Avg	Lg		
2010	Pittsburgh	9	0	16	167	10.4	26	0	0	0	0.0	0	0	
2011	Pittsburgh	16	3	69	1,108	16.1	79t	2	7	41	5.9	10	0	
2012	Pittsburgh	13	10	66	787	11.9	60t	5	7	24	3.4	13	0	
2013	Pittsburgh	16	14	110	1,499	13.6	56	8	7	4	0.6	10	0	
2014	Pittsburgh	16	16	129	1,698	13.2	63t	13	4	13	3.3	9	0	
2015	Pittsburgh	16	16	136	1,834	13.5	59	10	3	28	9.3	16	0	
2016	Pittsburgh	15	15	106	1,284	12.1	51	12	3	9	3.0	13	0	
2017	Pittsburgh	14	14	101	1,533	15.2	57	9	0	0	0.0	0	0	
NFL Totals		115	88	733	9,910	13.5	79t	59	31	119	3.8	16	0	

Date	Opponent	No	FC	PUNT RETURNS				TD	KICKOFF RETURNS				TD
				Yds	Avg	Lg	No		Yds	Avg	Lg		
2010	Pittsburgh	19	1	110	5.8	21	0	17	397	23.4	89t	1	
2011	Pittsburgh	30	26	325	10.8	60t	1	27	737	27.3	52	0	
2012	Pittsburgh	27	8	183	6.8	29	0	0	0	0.0	0	0	
2013	Pittsburgh	32	23	409	12.8	67t	1	1	16	16.0	16	0	
2014	Pittsburgh	30	16	319	10.6	71t	1	1	0	0.0	0	0	
2015	Pittsburgh	22	13	212	9.6	71t	1	0	0	0.0	0	0	
2016	Pittsburgh	15	15	140	9.3	33	0	1	23	23.0	23	0	
2017	Pittsburgh	11	10	61	5.5	16	0	1	23	23.0	23	0	
NFL totals		186	112	1,759	9.5	71t	4	47	1,173	25.0	89t	1	

Career Regular-Season Special Teams Tackles (4): 2 in '10, 1 in '14 and 1 in '15.

Additional Statistics: Completed a three-yard touchdown pass to WR Lance Moore on 10/20/14 vs. Houston.

Regular-Season Single-Game Highs:

Receptions: 17, vs. Oakland, 11/8/15; Receiving Yards: 284, vs. Oakland, 11/8/15; Receiving Avg. (Min. 4 Rec.): 30.2, vs. Cleveland, 12/8/11; Receiving Long: 79t, vs. Cleveland, 12/8/11; Receiving Touchdowns: 3, at Indianapolis, 11/24/16; Rushing Attempts: 2, five times, last vs. Oakland, 11/8/15; Rushing Yards: 22, vs. Oakland, 11/8/15; Rushing Long: 16, vs. Oakland, 11/8/15.

POSTSEASON

Date	Opponent	GP	GS	RECEIVING					TD	RUSHING				TD
				Rec	Yds	Avg	Lg	No		Yds	Avg	Lg		
2010	Pittsburgh	3	0	5	90	18.0	58	0	0	0	0.0	0	0	
2011	Pittsburgh	1	0	5	70	14.0	25	0	1	18	18.0	18	0	
2014	Pittsburgh	1	1	9	117	13.0	44	0	0	0	0.0	0	0	
2015	Pittsburgh	1	1	7	119	17.0	60	0	0	0	0.0	0	0	
2016	Pittsburgh	3	3	18	309	17.2	62t	2	0	0	0.0	0	0	
2017	Pittsburgh	1	1	7	132	18.9	43t	2	0	0	0.0	0	0	
NFL TOTALS		10	6	51	837	16.4	62t	4	1	18	18.0	18	0	

Date	Opponent	No	FC	PUNT RETURNS				TD	KICKOFF RETURNS				TD
				Yds	Avg	Lg	No		Yds	Avg	Lg		
2010	Pittsburgh	6	0	21	3.5	12	0	11	241	21.9	38	0	
2011	Pittsburgh	0	3	0	0.0	0	0	0	0	0.0	0	0	
2014	Pittsburgh	0	0	0	0.0	0	0	1	16	16.0	16	0	
2015	Pittsburgh	2	2	8	4.0	6	0	0	0	0.0	0	0	
2016	Pittsburgh	4	2	28	7.0	10	0	1	0	0.0	0	0	
NFL TOTALS		12	7	57	4.8	12	0	13	257	19.8	38	0	

Postseason Single-Game Highs:

Receptions: 9, vs. Baltimore, 1/3/15; Receiving Yards: 124, vs. Miami, 1/8/15; Receiving Avg. (Min. 4 Rec.): 24.8, vs. Miami, 1/8/15; Receiving Long: 62t, vs. 24, vs. Miami, 1/8/15; Receiving Touchdowns: 2, twice, last vs. Jacksonville, 1/14/18; Rushing Attempts: 1, at Denver, 1/8/12; Rushing Yards: 18, at Denver, 1/8/12; Rushing Long: 18, at Denver, 1/8/12.

Brown's 100-Yard Games**REGULAR SEASON (37)**

Date	Opponent	Yds	Rec	Avg	Lg	TD	Result	Date	Opponent	Yds	Rec	Avg	Lg	TD	Result
10/23/11	at Arizona	102	7	14.6	20	0	W	12/6/15	INDIANAPOLIS	118	8	14.8	48	2	W
11/6/11	BALTIMORE	109	5	21.8	32	0	L	12/20/15	DENVER	189	16	11.8	23t	2	W
12/8/11	CLEVELAND	151	5	30.2	79t	1	W	1/3/16	at Cleveland	187	13	14.4	27	1	W
9/22/13	CHICAGO	196	9	21.8	45	2	L	9/12/16	at Washington	126	8	15.8	29t	2	W
11/10/13	BUFFALO	104	6	17.3	40	0	W	9/25/16	at Philadelphia	140	12	11.7	20	0	L
11/17/13	DETROIT	147	7	21.0	47t	2	W	10/23/16	NEW ENGLAND	106	7	15.1	51	0	L
12/8/13	MIAMI	137	5	27.4	56	1	L	11/13/16	DALLAS	154	14	11.0	44	1	L
12/22/13	at Green Bay	105	6	17.5	36	0	W	9/10/17	at Cleveland	182	11	16.5	50	0	W
9/7/14	CLEVELAND	116	5	23.2	41	1	W	9/24/17	at Chicago	110	10	11.0	23	1	L
9/28/14	TAMPA BAY	131	7	18.7	27t	2	L	10/8/17	JACKSONVILLE	157	10	15.7	49	0	L
10/12/14	at Cleveland	118	7	16.9	23	0	L	10/15/17	at Kansas City	155	8	19.4	51t	1	W
10/26/14	INDIANAPOLIS	133	10	13.3	47t	2	W	11/16/17	TENNESSEE	144	13	14.4	41t	3	W
11/2/14	BALTIMORE	144	11	13.1	54t	1	W	11/26/17	GREEN BAY	169	10	16.9	39	2	W
12/7/14	at Cincinnati	117	9	13.0	32	0	W	12/4/17	at Cincinnati	101	8	12.6	24	1	W
12/14/14	at Atlanta	123	10	12.3	28	0	W	12/10/17	BALTIMORE	213	11	19.4	57	0	W
12/28/14	CINCINNATI	128	7	18.3	63t	1	W	POSTSEASON - 5							
9/10/15	at New England	133	9	14.8	43	1	L	Date	Opponent	Yds	Rec	Avg	Lg	TD	Result
9/20/15	SAN FRANCISCO	195	9	21.7	59	1	W	1/3/15	BALTIMORE	117	9	13.0	44	0	L
9/27/15	at St. Louis	108	11	9.8	19	0	W	1/9/16	at Cincinnati	119	7	17.0	60	0	W
10/25/15	at Kansas City	124	6	20.7	41	0	L	1/8/17	MIAMI	124	5	24.8	62t	2	W
11/8/15	OAKLAND	284	17	16.7	59	0	W	1/15/17	at Kansas City	108	6	18.0	52	0	W
11/15/15	CLEVELAND	139	10	13.9	56t	2	W	1/14/18	JACKSONVILLE	132	7	18.9	43t	2	L

Brown's 40+ Yard Receptions**REGULAR SEASON (32)**

Date	Opponent	Lg	Result	Date	Opponent	Lg	Result
12/8/11	CLEVELAND	79t	W	11/13/16	DALLAS	44	L
12/28/14	CINCINNATI	63t	W	12/10/17	BALTIMORE	43	W
12/23/12	CINCINNATI	60	L	12/8/13	MIAMI	43t	L
11/8/15	OAKLAND	59	W	11/8/15	OAKLAND	41	W
9/20/15	SAN FRANCISCO	59	W	10/25/15	at Kansas City	41	L
12/10/17	BALTIMORE	57	W	9/7/14	CLEVELAND	41	W
11/8/15	OAKLAND	57	W	11/16/17	TENNESSEE	41t	W
11/15/15	CLEVELAND	56t	W	11/24/13	at Cleveland	41t	W
9/20/15	SAN FRANCISCO	56	W	10/29/17	at Detroit	40	W
12/8/13	MIAMI	56	L	12/11/16	at Buffalo	40	W
11/2/14	BALTIMORE	54t	W	11/11/13	BUFFALO	40	W
10/15/17	at Kansas City	51t	W	1/1/12	at Cleveland	40	W
10/23/16	NEW ENGLAND	51	L	POSTSEASON (7)			
9/10/17	at Cleveland	50	W	Date	Opponent	Lg	Result
10/8/17	JACKSONVILLE	49	L	1/8/17	MIAMI	62t	W
12/6/15	INDIANAPOLIS	48	W	1/9/16	at Cincinnati	60	W
10/26/14	INDIANAPOLIS	47t	W	1/15/11	BALTIMORE	58	W
11/17/13	DETROIT	47t	W	1/15/17	at Kansas City	52	W
9/22/13	CHICAGO	45	L	1/8/17	MIAMI	50t	W
12/4/11	CINCINNATI	45	W	1/3/15	BALTIMORE	44	L
				1/14/18	JACKSONVILLE	43t	L

Brown's 10 or more Receptions**REGULAR SEASON (19)**

Date	Opponent	Rec	Yds	Avg	Lg	TD	Result
9/29/13	at Minnesota	12	88	7.3	15	0	L
9/21/14	at Carolina	10	90	9.0	30	2	W
10/26/14	INDIANAPOLIS	10	133	13.3	47t	2	W
11/2/14	BALTIMORE	11	144	13.1	54t	1	W
12/14/14	at Atlanta	10	123	12.3	28	0	W
9/27/15	at St. Louis	11	108	9.8	19	0	W
11/8/15	OAKLAND	17	284	16.7	59	0	W

ANTONIO BROWN

Brown's 10 or more Receptions (Continued)**REGULAR SEASON (19)**

Date	Opponent	Rec	Yds	Avg	Lg	TD	Result
11/15/15	CLEVELAND	10	139	13.9	56t	2	W
12/20/15	DENVER	16	189	11.8	23t	2	W
1/3/16	at Cleveland	13	187	14.4	27	1	W
9/25/16	at Philadelphia	12	140	11.7	20	0	L
11/13/16	DALLAS	14	154	11.0	44	1	L
12/25/16	BALTIMORE	10	96	9.6	26	1	W
9/10/17	at Cleveland	11	182	16.5	50	0	W
9/24/17	at Chicago	10	110	11.0	23	1	L
10/8/17	JACKSONVILLE	10	157	15.7	49	0	L
11/16/17	TENNESSEE	10	144	14.4	41t	3	W
11/26/17	GREEN BAY	10	169	16.9	39	2	W
12/10/17	BALTIMORE	11	213	19.4	57	0	W

● Game played in London

Brown's Multi-Touchdown Games**REGULAR SEASON (14)**

Date	Opponent	Rec	Yds	Avg	Lg	TD	Result
9/22/13	CHICAGO	9	196	21.8	45	2	L
11/17/13	DETROIT	7	147	21.0	47t	2	W
9/21/14	at Carolina	10	90	9.0	30	2	W
9/28/14	TAMPA BAY	7	131	18.7	27t	2	L
10/26/14	INDIANAPOLIS	10	133	13.3	47t	2	W
11/30/14	NEW ORLEANS	9	87	12.1	21	2	L
11/15/15	CLEVELAND	10	139	13.9	56t	2	W
12/6/15	INDIANAPOLIS	8	118	14.8	48	2	W
12/20/15	DENVER	16	189	11.8	23t	2	W
9/12/16	at Washington	8	126	15.8	29t	2	W
10/2/16	KANSAS CITY	4	64	16.0	38t	2	W
11/24/16	at Indianapolis	5	91	18.2	35	3	W
11/16/17	TENNESSEE	10	144	14.4	41T	3	W
11/26/17	GREEN BAY	10	169	16.9	39	2	W

POSTSEASON (2)

Date	Opponent	Rec	Yds	Avg	Lg	TD	Result
1/8/17	MIAMI	5	124	24.8	62t	2	W
1/14/18	JACKSONVILLE	7	132	18.9	43t	2	L

Brown's Kickoff Returns of 30+ Yards (11)

Date	Opponent	Yards	Yard Line Returned to	Result of Ensuig Drive
9/19/10	at Tennessee	89t	—	Touchdown (0-0; 0:14)
10/9/11	TENNESSEE	52	PIT 50	Touchdown (10-50; 5:17)
9/11/11	at Baltimore	41	PIT 32	Touchdown (10-68; 6:26)
12/19/11	at San Francisco	36	PIT 30	Interception
10/31/11	NEW ENGLAND	34	PIT 32	Touchdown (11-68; 5:52)
10/16/11	JACKSONVILLE	34	PIT 25	Punt
10/9/11	TENNESSEE	31	PIT 23	Punt
9/11/11	at Baltimore	31	PIT 27	Punt
9/11/11	at Baltimore	31	PIT 24	Fumble
12/24/11	ST. LOUIS	30	PIT 27	Suisham 49-yd. FG (9-42; 5:41)
10/23/11	at Arizona	30	PIT 25	Suisham 41-yd. FG (8-52; 1:20)

Brown's Punt Returns of 20+ Yards (23)

Date	Opponent	Yards	Yard Line Returned to	Result of Ensuig Drive
12/6/15	INDIANAPOLIS	71t	—	Return Touchdown
12/28/14	CINCINNATI	71t	—	Return Touchdown
12/15/13	CINCINNATI	67t	—	Return Touchdown
12/4/11	CINCINNATI	60t	—	Return Touchdown
11/10/13	BUFFALO	50	BUF 11	Suisham 23-yd. FG (4-6; 1:36)
10/27/13	at Oakland	44	PIT 25	Interception

Brown's Punt Returns of 20+ Yards (23) (Continued)

Date	Opponent	Yards	Yard Line Returned to	Result of Ensuing Drive
12/22/13	at Green Bay	41	GB 48	Punt
9/18/11	SEATTLE	41	PIT 47	Touchdown (6-53; 2:40)
9/16/13	at Cincinnati	40	CIN 34	Suisham 44-yd. FG (4-8; 1:26)
9/25/11	at Indianapolis	37	IND 33	Punt
9/7/14	CLEVELAND	36	CLV 50	Touchdown (2-50; 0:48)
10/9/16	N.Y. JETS	33	NYJ 31	Boswell 47-yd. FG (4-2; 0:58)
10/2/11	at Houston	33	HOU 48	Downs
12/14/14	at Atlanta	31	PIT 44	Punt
10/23/11	at Arizona	31	ARZ 40	Suisham 39-yd. FG (7-19; 4:10)
10/1/15	BALTIMORE	29	PIT 41	Downs
12/16/12	at Dallas	29	DAL 50	-- (Fumble on return)
9/25/11	at Indianapolis	25	PIT 35	Punt
11/3/13	at New England	24	NE 46	Touchdown (5-46; 2:18)
11/10/13	BUFFALO	24	PIT 42	Touchdown (6-58; 3:03)
11/13/16	DALLAS	22	PIT 32	Touchdown (6-46; 3:05)
9/19/10	at Tennessee	21	TEN 45	Punt

**Morgan Burnett** *s*

HEIGHT: 6-1

WEIGHT: 209

COLLEGE: Georgia Tech

BORN: Jan. 13, 1989

BIRTHPLACE: College Park, Ga.

HOW ACQUIRED: FA - '18

NFL EXPERIENCE: 9th year

42

CAREER HIGHLIGHTS

Is tied for fourth among NFL safeties in sacks since 2011 (7.5) and ranks third among Packers safeties in career sacks (7.5) prior to joining the Steelers.

Has registered at least one forced fumble in five of the past seven seasons (2011-17), tied for fifth among NFL safeties over that span.

Has eight forced fumbles since 2011, tied for the sixth most among active NFL safeties over that span.

Led the Packers with 123 tackles (89 solo) in 2014, despite missing one game due to injury.

Posted 2.0 sacks and an interception in the 2014 NFC Championship Game at Seattle, becoming the first defensive back in Packers franchise history (since 1982) to register two sacks in a postseason contest.

Posted three INTs in the season's first three games, and combined with his one in the first four games of 2010, became the first Packer since S Chuck Cecil in 1988 to have four INTs in his first seven NFL games.

Has recorded 90-plus tackles in five of the past seven seasons, falling short of that mark in 2015 when he missed five games due to a calf injury and again in 2017 when he missed four games with a hamstring injury.

Set a career high with 3.0 sacks in 2016 (second in the NFL among safeties, Giants S Landon Collins, 4.0).

In 2010, joined Tom Flynn (1984) and Nick Collins (2005) as the only Green Bay rookies to open the season as a starter at safety since the 1970 AFL-NFL merger.

MORGAN BURNETT

PRO (102-102/11-11): Signed a three-year contract with the Steelers on March 20, 2018... re-signed a four-year extension with the Packers on July 19, 2013...placed on the Packers' Reserve/Injured list on October 7, 2010...originally drafted by the Green Bay Packers in the third-round (71st overall) of the 2010 NFL Draft.

2017 (12-12) (GB): Started in all 12 of the regular season games he appeared in...inactive Weeks 6-7 with a hamstring injury and Weeks 10-11 with a groin injury...finished the season with 68 tackles (48 solo), five TFLs, three passes defended and one forced fumble.

9/28 vs. Chicago: Started at SS – was the lone defensive player to appear on all 65 snaps – and led the team with 9 tackles (6 solo) and added a quarterback hi

11/26 at Pittsburgh: Played all 74 snaps, finishing with 9 tackles (all solo), a tackle for a loss and a forced fumble...with his forced fumble has eight forced fumbles since 2011, tied for the sixth-most among active NFL safeties over that span.

COLLEGE In just three seasons at Georgia Tech, intercepted 14 passes, which was tied for second most in school history at the time of his departure, behind only the 16 of Willie Clay (1988-91)...compiled 235 career tackles (147 solo), eighth most at the time by a Georgia Tech defensive back and just 5 tackles shy of cracking the top five...played in 40 career games, starting 28, with all but one start coming at S (the other at CB)...had 13.5 tackles for a loss, including 1.0 sack, plus two forced fumbles, two fumble recoveries and 27 passes defended...as a junior in 2009, was a team captain, a second-team All-Atlantic Coast Conference selection and a preseason candidate for the Jim Thorpe and Bronko Nagurski awards...started all 14 games despite playing four contests with a cast on his hand for a broken thumb, leading the team in interceptions for the third straight year and ranking second in tackles...registered 85 tackles (48 solo), 4 tackles for a loss, four interceptions, eight passes defended, a blocked kick, a forced fumble and a fumble recovery...intercepted two passes for the third time in his career vs. North Carolina (Sept. 26), earning ACC Defensive Player of the Week honors for his

performance...as a sophomore in 2008, started all 13 games and earned first-team All-America honors from The NFL Draft Report and second-team recognition from Rivals.com, Sports Illustrated and Sporting News ...led the ACC with seven picks, the most by a Tech player since 1991 and tied for fourth most in a single season in school history...named first-team All-ACC and led the team in total tackles (93) and solo tackles (62), recording double-digit tackles in four games...had 7 tackles for a loss, one forced fumble and 15 total passes defended...picked off a QB Matthew Stafford pass at Georgia (Nov. 29) and returned it 35 yards for his lone career touchdown in a 45-42 win...as a freshman in 2007, played in all 13 games with one start...saw action at both safety spots and as nickel back...named to the ACC All-Freshman team and honorable mention Freshman All-America by Sporting News...ranked fifth on the team with 57 tackles (37 solo) and first with three interceptions, breaking up 10 passes altogether, six in the season's final three games...added 2.5 tackles for a loss, one sack and a fumble recovery...majored in management.

PERSONAL Given name Morgan Mark Burnett... nicknamed "Uno"...born in College Park, Ga. ...married to his wife Nicolette...has two sons, Morgan Jr. and Logan...brother, Cap Jr., played football at the University of Georgia from 1999-2002...a four-year starter and three-year team captain at North Clayton High (College Park, Ga.), where he was coached by his older brother, Cap Jr...was rated the No. 6 player in Georgia, the No. 7 safety in the nation, and the No. 84 player overall in the national top 100 by Rivals.com...rated the No. 5 prospect in the state by SuperPrep , was a member of the Super 11 squad selected by the Atlanta Journal-Constitution, and was named to the Orlando Sentinel's All-Southern team...played QB, WR and DB...earned Class 4A first-team all-state honors as a senior, when he recorded 135 tackles and six interceptions, returning three for touchdowns, and added 1,100 yards rushing, 875 yards receiving and 650 yards passing on offense...also named Atlanta Touchdown Club Defensive Back of the Year and Defensive Player of the Year for Clayton/Henry counties...as a junior, compiled 101 tackles and five interceptions, returning one for a touchdown, and had 950 yards rushing, 800 passing and 620 receiving...earned honorable mention all-state recognition at quarterback as a sophomore...had his jersey, No.

1, retired by the school in April 2011... was also a four-year letterman in track and a three-year letter-winner in basketball...holds a free youth football camp in his community, Clayton County (Ga.), every

summer...is a spokesperson for the ALS Association Wisconsin Chapter...is an ambassador for the NFL Fuel Up to Play 60 program...has participated in benefits for the Jerry Parins Cruise for Cancer.

Burnett's 2017 Game-by-Game Statistics

Date	Opponent	GP	GS	T	AT	TOT	Sacks	Yds	Int/Yds	PD	FF	FR
9/10	SEATTLE	1	1	3	1	4	0.0	0.0	0/0	1	0	0
9/17	at Atlanta	1	1	2	3	5	0.0	0.0	0/0	1	0	0
9/24	CINCINNATI	1	1	3	2	5	0.0	0.0	0/0	0	0	0
9/28	CHICAGO	1	1	6	3	9	0.0	0.0	0/0	0	0	0
10/8	at Dallas	1	1	5	1	6	0.0	0.0	0/0	0	0	0
10/15	at Minnesota						INACTIVE					
10/22	NEW ORLEANS						INACTIVE					
11/6	DETROIT	1	1	4	1	5	0.0	0.0	0/0	0	0	0
11/12	at Chicago						INACTIVE					
11/19	BALTIMORE						INACTIVE					
11/26	at Pittsburgh	1	1	9	0	9	0.0	0.0	0/0	0	1	0
12/3	TAMPA BAY	1	1	3	3	6	0.0	0.0	0/0	1	0	0
12/10	at Cleveland	1	1	2	2	4	0.0	0.0	0/0	0	0	0
12/17	at Carolina	1	1	5	2	7	0.0	0.0	0/0	0	0	0
12/23	MINNESOTA	1	1	2	1	3	0.0	0.0	0/0	0	0	0
12/31	at Detroit	1	1	4	1	5	0.0	0.0	0/0	0	0	0
SEASON TOTALS		12	12	48	20	68	0.0	0.0	0/0	3	1	0

Burnett's Career Totals

REGULAR SEASON												
Year	Team	GP	GS	T	AT	TOT	Sacks	Yds	Int/Yds	PD	FF	FR
2010	Green Bay	4	4	12	2	14	0.0	0.0	1/0	1	0	0
2011	Green Bay	16	16	77	37	104	1.0	3.0	3/0	11	2	2
2012	Green Bay	16	16	87	35	122	2.0	25.0	2/1	5	2	1
2013	Green Bay	13	13	57	36	93	0.0	0.0	0/0	6	0	3
2014	Green Bay	15	15	89	34	89	1.5	13.0	1/32	4	1	1
2015	Green Bay	11	11	47	21	68	0.0	0.0	0/0	5	2	1
2016	Green Bay	15	15	68	23	91	3.0	26.0	2/19	9	0	1
2017	Green Bay	12	12	48	20	68	0.0	0.0	0/0	3	1	0
NFL TOTALS		102	102	485	198	683	7.5	67.0	9/52	44	8	9

Career Regular Season Special Teams Tackles (12): 1 in '11, 1 in '12, 3 in '13, 5 in '14 and 2 in '16.

Additional Statistics: Recovered fumble on special teams in 2014 playoffs at Seattle, 1/18/15.

Regular-Season Single-Game Highs:

Total Tackles: 14, vs. New Orleans, 9/30/12; **Solo Tackles:** 12, at Chicago, 9/28/14; **Sacks:** 1.0, eight times, last at Tennessee 11/13/16; **Sack Yards:** 16.0, vs. Jacksonville, 10/28/12; **Interceptions:** 2, two times, last vs. Minnesota, 12/2/12; **Interception Yards:** 32, vs. Atlanta, 12/8/14; **Passes Defended:** 3, two times, at Oakland, 12/20/15; **Forced Fumbles:** 1, eight times, last at Pittsburgh, 11/26/17; **Fumble Recoveries:** 2, at Detroit, 11/28/13.

POSTSEASON

Year	Team	GP	GS	T	AT	TOT	Sacks	Yds	Int/Yds	PD	FF	FR
2011	Green Bay	1	1	3	1	4	0.0	0.0	1/12	2	0	0
2012	Green Bay	2	2	7	3	10	0.0	0.0	0/0	1	0	0
2013	Green Bay	1	1	6	0	6	0.0	0.0	0/0	0	0	0
2014	Green Bay	2	2	10	3	13	2.0	6.0	1/4	1	0	1
2015	Green Bay	2	2	9	6	15	0.0	0.0	0/0	0	0	0
2016	Green Bay	3	3	11	4	15	0.0	0.0	0/0	1	0	0
NFL TOTALS		11	11	46	17	63	2.0	0.0	2/16	5	0	1

Career Postseason Special Teams Tackles (3): 1 in '15 and 2 in '16.

Postseason Single-Game Highs:

Total Tackles: 11, at Washington, 1/10/16; **Solo Tackles:** 8, at Seattle, 1/18/15; **Sacks:** 2.0, at Seattle, 1/18/15; **Sack Yards:** 6.0, at Seattle, 1/18/15; **Interceptions:** 1, two times, last at Seattle, 1/18/15; **Interception Yards:** 12, at Seattle, 1/18/15; **Passes Defended:** 2, vs. N.Y. Giants, 1/15/12; **Forced Fumbles:** N/A; **Fumble Recoveries:** 1, at Seattle, 1/18/15.



Artie Burns *CB*

HEIGHT: 6-0

WEIGHT: 197

COLLEGE: Miami (Fla.)

BORN: May 1, 1995

BIRTHPLACE: Miami, Fla.

HOW ACQUIRED: D1 - '16 (#25)

NFL EXPERIENCE: 3rd year

25

PRO (32-25/4-4): Drafted by the Steelers in the first round (25th overall) of the 2016 NFL Draft.

2017 (16-9/1-1): Reached 13 passes defended to mark his second consecutive season with at least 10 passes defended and tied a single-season career high (2016: 13)...finished the season with 54 tackles, 1 interception, and 2 fumble recoveries.

9/17 vs. Minnesota: Recovered a fumble forced by William Gay in the final two minutes of the fourth quarter to end the game and solidify a Steelers win.

10/29 at Detroit: Led the Steelers with 9 tackles (8 solo), including a defensive fumble recovery on a Detroit WR Golden Tate fumble in the fourth quarter, the second defensive fumble recovery of his NFL career and of the season.

12/17 vs. New England: Finished second on the defense with 7 total tackles (5 solo), along with one pass defended.

12/25 at Houston: Picked off Houston QB T.J. Yates in the end zone for the first interception of his 2017 season, and the fourth interception of his NFL career.

12/31 vs. Cleveland: Had one pass defended, tying his single-season career high for passes defended of 13.

COLLEGE Started 23-of-36 games played for Miami (Fla.) from 2013-15...recorded 93 tackles, seven interceptions, 14 pass breakups, 2.0 sacks, one forced fumble and one fumble recovery...as a senior in 2015, earned All-ACC second-team honors, as he led the conference with six interceptions, the most by a Hurricane since 2003 (Sean Taylor, 10)...opened the 2015 season with an interception in three consecutive games, to become the first Hurricane since Taylor to record at least one interception in three straight games...totaled a career-best 40 tackles during the 2014 season...as special teams player in 2013, averaged 26.1 yards per kickoff return on 10 returns...majored in liberal arts.

PERSONAL Attended Northwestern High School (Miami, Fla.)...totaled 72 tackles, 4.0 sacks, six pass breakups and two interceptions, in addition to returning two kickoffs for touchdowns...he was also one of the nation's top hurdlers, as he earned All-USA high school track and field honors from the USA Today in 2011 and 2012...son of Artie Tyrone Burns, Sr. and the late Dana Smith...is the legal guardian of his two younger brothers, Thomas and Jordan...he and his girlfriend, Ella, have two sons, A.J. and Saint...Full name: Artie Tyrone Burns, Jr.

Burns' 2017 Game-by-Game Statistics

Date	Opponent	GP	GS	T	AT	TOT	Sacks	Yds	Int/Yds	PD	FF	FR
9/10	at Cleveland	1	1	2	1	3	0.0	0.0	0/0	0	0	0
9/17	MINNESOTA	1	1	2	1	3	0.0	0.0	0/0	1	0	1
9/24	at Chicago	1	1	3	0	3	0.0	0.0	0/0	1	0	0
10/1	at Baltimore	1	1	4	0	4	0.0	0.0	0/0	1	0	0
10/8	JACKSONVILLE	1	1	2	0	2	0.0	0.0	0/0	0	0	0
10/15	at Kansas City	1	1	0	0	0	0.0	0.0	0/0	2	0	0
10/22	CINCINNATI	1	1	0	0	0	0.0	0.0	0/0	0	0	0
10/29	at Detroit	1	1	8	1	9	0.0	0.0	0/0	1	0	1
11/12	at Indianapolis	1	1	2	0	2	0.0	0.0	0/0	0	0	0
11/16	TENNESSEE	1	1	8	0	8	0.0	0.0	0/0	1	0	0
11/26	GREEN BAY	1	1	4	0	4	0.0	0.0	0/0	0	0	0
12/4	at Cincinnati	1	1	1	1	2	0.0	0.0	0/0	2	0	0
12/10	BALTIMORE	1	1	2	0	2	0.0	0.0	0/0	1	0	0
12/17	NEW ENGLAND	1	1	5	2	7	0.0	0.0	0/0	1	0	0

Burns' 2017 Game-by-Game Statistics (Continued)

Date	Opponent	GP	GS	T	AT	TOT	Sacks	Yds	Int/Yds	PD	FF	FR
12/25	at Houston	1	1	1	1	2	0.0	0.0	1/0	1	0	0
12/31	CLEVELAND	1	1	2	0	2	0.0	0.0	0/0	1	0	0
SEASON TOTALS		16	16	47	7	54	0.0	0.0	1/0	13	0	2

POSTSEASON

1/14	JACKSONVILLE	1	1	2	1	3	0.0	0.0	0/0	2	0	0
POSTSEASON TOTALS		1	1	2	1	3	0.0	0.0	0/0	2	0	0

Burns' Career Totals**REGULAR SEASON**

Year	Team	GP	GS	T	AT	TOT	Sacks	Yds	Int/Yds	PD	FF	FR
2016	Pittsburgh	16	9	51	13	64	0.0	0.0	3/13	13	0	0
2017	Pittsburgh	16	16	47	7	54	0.0	0.0	1/0	13	0	2
NFL TOTALS		32	25	98	20	118	0.0	0.0	4/13	26	0	2

Career Regular-Season Special Teams Tackles (1): 1 in '16.

Additional Statistics: Recovered his first career fumble on special teams 9/17/17 vs. Minnesota.

Regular-Season Single-Game Highs:

Total Tackles: 9, at Detroit 10/29/17; **Solo Tackles:** 8, twice, last vs. Tennessee, 11/16/17; **Passes Defended:** 3, at Cleveland, 11/20/16; **Forced Fumbles:** N/A; **Fumble Recoveries:** 1, twice, last at Detroit, 10/29/17.

POSTSEASON

Year	Team	GP	GS	T	AT	TOT	Sacks	Yds	Int/Yds	PD	FF	FR
2016	Pittsburgh	3	3	9	3	12	0.0	0.0	0/0	0	0	1
2017	Pittsburgh	1	1	2	1	3	0.0	0.0	0/0	2	0	0
NFL TOTALS		4	4	11	4	15	0.0	0.0	0/0	2	0	1

**Kameron Canaday** *LS*

HEIGHT: 6-4
WEIGHT: 245
COLLEGE: Portland State
BORN: Aug. 20, 1992
BIRTHPLACE: Eugene, Ore.

HOW ACQUIRED: FA – '17
NFL EXPERIENCE: 2nd year

46

PRO (19-0/1-0): Inked a one-year extension with the Steelers on January 15, 2018...signed by the Steelers on May 30, 2017...released by the Steelers on May 5, 2017...signed with the Steelers on February 21, 2017...released by the Cardinals on September 27, 2016...originally signed with the Arizona Cardinals as an undrafted rookie free agent on May 2, 2016.

2017 (16-0/1-0): Handed all of the team's long-snapping duties, including for K Chris Boswell's franchise record-setting season with 35 field goals made and 142 points.

9/10 vs. Cleveland: Made his Steelers debut...recorded 1 special teams tackle.

COLLEGE Played in 41 games as the four-year starting long snapper at Portland State (2012-15)...as a senior in 2015, named an FCS third-team All-American and helped Portland State earn just its second berth in the FCS playoffs since moving up from Division II in 1996.

PERSONAL Attended Sheldon High School (Eugene, Ore.)...named first-team All-Southwest League as a defensive lineman...had 78 tackles, 4.0 sacks, one interception, one fumble recovery and three pass breakups...also played basketball...son of Tami and Bob Canaday.



Joseph Cheek *OT*

HEIGHT: 6-7
WEIGHT: 311
COLLEGE: Texas A&M
BORN: Dec. 2, 1992
BIRTHPLACE: Seguin, Texas

HOW ACQUIRED: FA - '18
NFL EXPERIENCE: 1st year

72

PRO (0-0/0-0): Signed a one year contract with the Steelers on April 9, 2018...released by the Browns March on 15, 2018...signed by the Cleveland Browns on January 11, 2018...released by Chiefs on September 13, 2017...signed to the Chiefs' practice squad on September 3, 2017...released by the Chiefs on September 2, 2017...signed by the Chiefs on January 17, 2017...signed to the Kansas City Chiefs' practice squad on November 2, 2016...released by the Texans on October 27, 2016...signed to the Houston Texans' practice squad on September 5, 2016...released by the Saints on September 3, 2016...entered the NFL with the New Orleans Saints as an undrafted rookie free agent on May 6, 2016.

2017 (0-0): Spent a portion of the season on Kansas City Chiefs' practice squad.

COLLEGE Saw action in 51 games and started 22 games at Texas A&M (2012-15)...as a junior, started nine-of-12 games...protected the SEC's top passing offense, who led the conference in passing yards and touchdowns...as a sophomore, blocked for the Aggies who were ranked in top 10 nationally in scoring, passing, and total offense...saw action in 13 games...redshirted in 2012 as a freshman...majored in architecture.

PERSONAL Earned Class 5A All-State recognition as a senior and junior...selected as a U.S. Army All American...named to Dave Campbell's Texas Football Super Team (Second team)...was named to the San Antonio Express-News All-Areas as a senior and junior...earned second team All-Centex honors from the Austin American Statesman...full name is Joseph Hamilton Cheek...son of Suzann and Louis Cheek.



Anthony Chickillo *LB*

HEIGHT: 6-3
WEIGHT: 255
COLLEGE: Miami (Fla.)
BORN: Dec. 10, 1992
BIRTHPLACE: Tampa, Fla.

HOW ACQUIRED: D6b - '15 (#212)
NFL EXPERIENCE: 4th year

56

PRO (22-7/3-0): Promoted to the Steelers' active roster from the Steelers' practice squad on September 30, 2015...signed to the Steelers' practice squad on September 7, 2015...released by the Steelers on September 6, 2015...originally drafted by the Steelers in the sixth round (212th overall) of the 2015 NFL Draft.

2017 (16-2/1-0): Played in all 16 games with 2 starts during the regular season...finished with a career-high 3.0 sacks, along with 14 tackles and one pass defended...added 5 special teams tackles.

9/10 vs. Cleveland: Recovered a punt blocked by Tyler Matakevich in the end zone for the team's first touchdown of the season and to mark the Steelers first blocked punt for a touchdown since 1998 (Lance Brown block/Fred McAfee recovery, at Kansas City, Oct. 26)...sacked Cleveland QB DeShone Kizer twice, marking the first multi-sack game of his career and increasing his career total to 4.5...tied a single game career high with 6 tackles.

9/24 at Chicago: Brought down Chicago QB Mike Glennon for a sack of 10-yards in the second quarter, increasing his season total to 3.0 to mark a new single-season high (2016: 2.5).

COLLEGE Started 47-of-50 games at Miami (Fla.) from 2011-2014...recorded 170 tackles, 25.0 TFLs, 15.5 sacks, two forced fumbles, five fumble recoveries and five pass breakups...totaled single-season career highs in tackles (46), TFLs (7.5) and sacks (3.5) in 2013...earned All-ACC honorable mention honors in 2012...finished third in the ACC Defensive Rookie of the Year Award voting as a freshman in 2011...majored in sports administration with a minor in broadcast journalism.

PERSONAL Attended Alonzo High School (Tampa, Fla.) for his junior and senior seasons...was a five-star prospect according to *Rivals.com* and ESPN...was named MVP of 2011 Under Armour All-American game at Tropicana Field in Tampa Bay...totaled 140 tackles, 18.0 sacks and two interceptions as a senior...as a junior, finished with 80 tackles, 12.5 sacks, six pass break-ups, two forced fumbles and one fumble recovery...son of Joan and Tony Chickillo...Full name: Anthony Louis Nicholas Chickillo.

Chickillo's 2017 Game-by-Game Statistics

Date	Opponent	GP	GS	T	AT	TOT	Sacks	Yds	Int/Yds	PD	FF	FR
9/10	at Cleveland	1	1	4	2	6	2.0	15.0	0/0	0	0	0
9/17	MINNESOTA	1	0	1	3	4	0.0	0.0	0/0	0	0	0
9/24	at Chicago	1	1	1	0	1	1.0	10.0	0/0	0	0	0
10/1	at Baltimore	1	0	0	0	0	0.0	0.0	0/0	0	0	0
10/8	JACKSONVILLE	1	0	0	0	0	0.0	0.0	0/0	0	0	0
10/15	at Kansas City	1	0	0	0	0	0.0	0.0	0/0	0	0	0
10/22	CINCINNATI	1	0	0	0	0	0.0	0.0	0/0	1	0	0
10/29	at Detroit	1	0	0	0	0	0.0	0.0	0/0	0	0	0
11/12	at Indianapolis	1	0	0	0	0	0.0	0.0	0/0	0	0	0
11/16	TENNESSEE	1	0	1	0	1	0.0	0.0	0/0	0	0	0
11/26	GREEN BAY	1	0	0	0	0	0.0	0.0	0/0	0	0	0
12/4	at Cincinnati	1	0	1	0	1	0.0	0.0	0/0	0	0	0
12/10	BALTIMORE	1	0	0	0	0	0.0	0.0	0/0	0	0	0
12/17	NEW ENGLAND	1	0	0	0	0	0.0	0.0	0/0	0	0	0
12/25	at Houston	1	0	0	0	0	0.0	0.0	0/0	0	0	0
12/31	CLEVELAND	1	0	1	0	1	0.0	0.0	0/0	0	0	0
SEASON TOTALS		16	2	9	5	14	3.0	25.0	0/0	1	0	0

Chickillo's Career Totals

REGULAR SEASON												
Year	Team	GP	GS	T	AT	TOT	Sacks	Yds	Int/Yds	PD	FF	FR
2015	Pittsburgh	7	0	0	0	0	0.0	0.0	0/0	0	0	0
2016	Pittsburgh	15	7	19	5	24	2.5	22.0	0/0	0	2	0
2017	Pittsburgh	16	2	9	5	14	3.0	25.0	0/0	1	0	0
NFL TOTALS		38	9	28	10	38	5.5	47.0	0/0	1	3	1

Career Regular-Season Special Teams Tackles (16): 6 in '15, 5 in '16 and 5 in '17.

Additional Statistics: Recovered his first career fumble on special teams 11/8/15 vs. Oakland...forced his first career fumble on special teams 1/3/16 at Cleveland... recovered a punt blocked by Tyler Matakevich in the end zone for the team's first touchdown of the season 9/10/17 at Cleveland.

Regular-Season Single-Game Highs:

Total Tackles: 6, twice, last at Cleveland, 9/10/17; **Solo Tackles:** 4, twice, last at Cleveland, 9/10/17; **Sacks:** 2.0, at Cleveland, 9/10/17; **Sack Yards:** 15.0, at Cleveland, 9/10/17; **Passes Defensed:** 1, vs. Cincinnati, 10/22/17; **Forced Fumbles:** 1, three times, last vs. Dallas, 11/13/16; **Fumble Recoveries:** 1, vs. Oakland, 11/8/15.

POSTSEASON

Year	Team	GP	GS	T	AT	TOT	Sacks	Yds	Int/Yds	PD	FF	FR
2015	Pittsburgh	2	0	0	0	0	0.0	0.0	0/0	0	0	0
2016	Pittsburgh	1	0	0	0	0	0.0	0.0	0/0	0	0	0
2017	Pittsburgh	1	0	0	0	0	0.0	0.0	0/0	0	0	0
NFL TOTALS		4	0	0	0	0	0.0	0.0	0/0	0	0	0



Parker Collins *C*

HEIGHT: 6-3

WEIGHT: 295

COLLEGE: Appalachian State

BORN: May 19, 1994

BIRTHPLACE: North Augusta, S.C.

HOW ACQUIRED: FA - '18

NFL EXPERIENCE: 1st year

60

PRO (0-0/0-0): Signed a one-year contract the Steelers on April 9, 2018...released by the Rams on September 2, 2017...signed with the Los Angeles Rams on July 27, 2017...released by the on Jaguars June 21, 2017...signed by the Jacksonville Jaguars as an undrafted rookie free agent May 1, 2017.

2017 (0-0): Not on a NFL roster.

COLLEGE Saw action in 35 games and started 20 career games at Appalachian State (2013-15)...named second-team All-Sun Belt...started all 13 games as a junior where the offensive line ranked sixth in the nation in rushing and second in

the Sun Belt...offensive line only allowed 11 sacks for the 2015 season, which tied for the fourth fewest in the nation...helped the Mountaineers win their first NCAA bowl against Ohio, 31-29...majored in physical education.

PERSONAL Attended Augusta High School (North Augusta, S.C.)...was ranked the fourth offensive lineman in South Carolina...earned all-state recognition as a senior...a two time all-region and all-area honoree...participated in South Carolina North-South All-Star game in 2012...blocked for a star running back who rushed for nearly 2,000 yards and 18 touchdowns in 2012...full name is Parker Andrew Collins...son of Leigh Anne and Mark Collins.



James Conner *RB*

HEIGHT: 6-1

WEIGHT: 233

COLLEGE: Pittsburgh

BORN: May 5, 1995

BIRTHPLACE: Erie, Pa.

HOW ACQUIRED: D3b - '17 (#105)

NFL EXPERIENCE: 2nd year

30

PRO (14-0/0-0): Placed on the Steelers' Reserve/Injured List due to a shoulder injury on December 19, 2017...drafted by the Steelers with the second of two third-round selections (105th overall) of the 2017 NFL Draft.

2017 (14-0/0-0): Saw action in 14 games during the regular season before being placed on the Steelers' Reserve/Injured List due to a knee injury...finished the season with 32 carries for 144 yards.

9/10 at Cleveland: Made his NFL debut.

10/1 at Baltimore: Totaled 26 rushing yards on four carries, including a run of 23 yards in the first quarter.

12/17 vs. New England: Left the game with a knee injury in the fourth quarter and did not return.

COLLEGE Played in 39 games at Pittsburgh (2013-16)...finished second on Pitt's all-time rushing yards chart (3,733), total touchdowns (56) and rushing touchdowns (52), trailing only Tony Dorsett in all three...set ACC records for career rushing touchdowns and total touchdowns...returned to action in 2016 after enduring a season-ending knee injury in 2015, and he later was diagnosed with Hodgkin's lymphoma...in 2016, named first-team All-ACC earned the Disney Sports Spirit Award, the FWAA Courage Award, the Brian Piccolo Award and the Maxwell Club Thomas Brookshier Spirit Award...in 2014, named first-team All-ACC and earned ACC Player of the Year honors...in 2014,

named first-team All-American by the American Football Coaches Association, becoming the first Pitt running back to garner first-team accolades in 27 years, dating back to Craig "Ironhead" Heyward in 1987...also in 2014, set the school single-season record for rushing touchdowns (26), total touchdowns (26) and points (156)...his 26 rushing touchdowns also set an ACC record...majored in administration of justice.

PERSONAL Attended Erie McDowell High School (Erie, Pa.)...played running back and defense...led school to quarterfinals of the PIAA Class AAAA playoffs as a senior, after rushing for 1,680 yards with 21 touchdowns...as a senior, set a school single-season record with 164 points, including 26 touchdowns...also set school records for sacks in a season (12.0 as a senior) and career (17.0)...son of Kelly Patterson and Glen Conner... Full name: James Earl Conner.

Conner's Game-by-Game Statistics

Date	Opponent	GP	GS	RUSHING						RECEIVING				
				Rec	Yds	Avg	Lg	TD	No	Yds	Avg	Lg	TD	
9/10	at Cleveland	1	0	4	11	2.8	5	0	0	0	0.0	0	0	
9/17	MINNESOTA	1	0	1	9	9.0	7	0	0	0	0.0	0	0	
9/24	at Chicago	1	0	0	0	0.0	0	0	0	0	0.0	0	0	
10/1	at Baltimore	1	0	4	26	6.5	23	0	0	0	0.0	0	0	
10/8	JACKSONVILLE	1	0	3	9	3.0	5	0	0	0	0.0	0	0	
10/15	at Kansas City	1	0	2	14	7.0	11	0	0	0	0.0	0	0	
10/22	CINCINNATI	1	0	3	19	6.3	10	0	0	0	0.0	0	0	
10/29	at Detroit	1	0	1	1	1.0	1	0	0	0	0.0	0	0	
11/12	at Indianapolis	1	0	1	12	12.0	12	0	0	0	0.0	0	0	
11/16	TENNESSEE	1	0	5	12	2.4	5	0	0	0	0.0	0	0	
11/26	GREEN BAY	1	0	0	0	0.0	0	0	0	0	0.0	0	0	
12/4	at Cincinnati	1	0	3	12	4.0	10	0	0	0	0.0	0	0	
12/10	BALTIMORE	1	0	2	6	3.0	6	0	0	0	0.0	0	0	
12/17	NEW ENGLAND	1	0	3	13	4.3	10	0	0	0	0.0	0	0	
12/25	at Houston													
12/31	CLEVELAND													
SEASON TOTALS		14	0	32	144	4.5	23	0	0	0	0.0	0	0	



Jordan Dangerfield *s*

HEIGHT: 5-11

WEIGHT: 199

COLLEGE: Towson

BORN: Dec. 25, 1990

BIRTHPLACE: Elmont, N.Y.

HOW ACQUIRED: FA - '15

NFL EXPERIENCE: 3rd year

37

PRO (14-2/3-0): Signed a Reserve/Future contract with Pittsburgh on January 15, 2018...joined the Steelers' practice squad on October 16, 2017...waived/injured by the Steelers on September 4, 2017...signed a Reserve/Future contract with the Steelers on January 18, 2016...signed to the Steelers' practice squad on September 6, 2015...signed with the Steelers on August 8, 2015...released by the Steelers on July 24, 2015...signed a Reserve/Future contract with the Steelers on January 8, 2015...released from the Steelers' practice squad on December 9, 2014...signed to the Steelers' practice squad on November 5, 2014...released

by the Steelers on August 26, 2014...signed a Reserve/Future contract with the Steelers on January 10, 2014...released by the Bills on August 30, 2013...originally signed with the Buffalo Bills as an undrafted rookie free agent on April 29, 2013.

2017 (0-0/0-0): Spent a portion of the season on the Steelers' practice squad.

COLLEGE Played in 39 games with 31 starts for Towson (2010-12) and Hofstra (2009)...was a member of Towson's 2012 CAA co-

JORDAN DANGERFIELD

championship team...named Towson's Defensive Player of the Year and was named a team captain in 2011 and 2012...named Towson's Male Athlete of the Year in 2011...earned first-team All-CAA and All-ECAC honors in 2011 at Towson...graduated with a degree in sport management with a minor in business.

PERSONAL Attended Royal Palm Beach High School (Royal Palm Beach, Fla.).... was part of a district championship team three

times...earned second-team All-Florida honors, named All-County and first-team All-Area accolades as a senior...totaled 40 tackles, broke up seven passes and had four interceptions during his senior season...selected to play in the 2008 Outback Steakhouse Senior Bowl...also competed in track and field...son of David and Erica Dangerfield...has one son, Josiah...Full name: Jordan Isaac-Aldon Dangerfield.

Career Regular-Season Special Teams Tackles (6): 6 in '16.

Career Postseason Special Teams Tackles (1): 1 in '16.

Sean Davis **s**

HEIGHT: 6-1
WEIGHT: 202
COLLEGE: Maryland
BORN: Oct. 23, 1993
BIRTHPLACE: Washington, D.C.

HOW ACQUIRED: D2 - '16 (#58)
NFL EXPERIENCE: 3rd year

21

CAREER HIGHLIGHTS

Led the team with a career-high 90 tackles in 2017.

Named to Gil Brandt's NFL All-Rookie Team in 2016.

In 2016, received the Joe Greene Great Performance Award, given annually to the team's top rookie.

PRO (16-9/3-3): Drafted by the Steelers in the second round (58th overall) of the 2016 NFL Draft.

2017 (16-16/1-1): Led the team with a career-high 90 tackles...added three interceptions returned for 76 yards, 1.0 sack, eight passes defended and one forced fumble...his 90 tackles ranked eighth in the league among defensive backs...became the first defensive back to lead the team in tackles since 2011 (Ryan Clark).

9/17 vs. Minnesota: Tied for the team lead in tackles with 8 (7 solo).

10/15 at Kansas City: Led the Steelers and tied for the game high with 8 tackles (6 solo).

10/22 vs. Cincinnati: Credited with a forced fumble in the third quarter – the first forced fumble of his NFL career.

10/29 at Detroit: Recorded 6 tackles (5 solo) and matched a single-season career high of 5 passes defended (2016) with two pass breakups.

11/12 at Indianapolis: Led the Steelers in tackles with 7 (6 solo), including a tackle for loss.

11/16 vs. Tennessee: Posted the fourth interception of the game for the Steelers' defense – his first of 2017 – and second of his NFL career.

12/10 vs. Baltimore: Recorded a team-high and career-best 12 tackles (8 solo), en route to setting a new single-season career high for tackles with 73 (2016: 69)...picked off Baltimore QB Joe Flacco at Pittsburgh's 6-yard line on the Ravens' first offensive possession...the interception was the third of his NFL career, and second of 2017, setting a new single-season career high.

12/17 vs. New England: Led all defenders with 10 total tackles (7 solo) – the second game of his NFL career with at least 10 tackles and his second consecutive.

12/31 vs. Cleveland: Posted his first sack and his third interception of the season and finished the game with 3 tackles (2 solo)...posted a sack of Cleveland QB Deshone Kizer on the team's first drive, a loss of 12 yards, increasing his career total to 2.5...intercepted Kizer in the fourth quarter, his third interception of the year and the fourth of his NFL career.

AFC Divisional Playoff 1/14 vs. Jacksonville: Led Pittsburgh's defense with 12 total tackles (9 solo).

COLLEGE Appeared in 50 games with 40 starts at Maryland (2012-15)...finished with 318 tackles, 10.0 TFLs, 2.5 sacks, five interceptions,

seven forced fumbles and two fumble recoveries... earned 2015 honorable mention All-Big Ten honors, as he led the nation with five forced fumbles, which were the second-most in a single season in school history...in 2014, ranked fourth in the Big Ten overall and first in the Big Ten among defensive backs in tackles (115)...led the team with 102 tackles in 2013...majored in communications.

PERSONAL Attended the Maret School (Washington, D.C.)...totaled 87 tackles, three forced fumbles and three interceptions as a senior, while rushing for 823 yards with seven rushing touchdowns, to go along with 601 receiving yards with five receiving touchdowns...also returned three kickoffs and two punts for scores in his high school career...son of Sean Sr. and Lisa Davis... Full name: Sean Eric Davis, Jr.

Davis' 2017 Game-by-Game Statistics

Date	Opponent	GP	GS	T	AT	TOT	Sacks	Yds	Int/Yds	PD	FF	FR
9/10	at Cleveland	1	1	3	0	3	0.0	0.0	0/0	0	0	0
9/14	MINNESOTA	1	1	7	1	8	0.0	0.0	0/0	0	0	0
9/24	at Chicago	1	1	0	1	1	0.0	0.0	0/0	0	0	0
10/1	at Baltimore	1	1	5	0	5	0.0	0.0	0/0	1	0	0
10/8	JACKSONVILLE	1	1	3	2	5	0.0	0.0	0/0	0	0	0
10/15	at Kansas City	1	1	6	2	8	0.0	0.0	0/0	1	0	0
10/22	CINCINNATI	1	1	3	1	4	0.0	0.0	0/0	1	1	0
10/29	at Detroit	1	1	4	1	5	0.0	0.0	0/0	2	0	0
11/12	at Indianapolis	1	1	6	1	7	0.0	0.0	0/0	0	0	0
11/16	TENNESSEE	1	1	2	1	3	0.0	0.0	1/41	1	0	0
11/26	GREEN BAY	1	1	5	0	5	0.0	0.0	0/0	0	0	0
12/4	at Cincinnati	1	1	4	3	7	0.0	0.0	0/0	0	0	0
12/10	BALTIMORE	1	1	8	4	12	0.0	0.0	1/35	1	0	0
12/17	NEW ENGLAND	1	1	7	3	10	0.0	0.0	0/0	0	0	0
12/25	at Houston	1	1	3	1	4	0.0	0.0	0/0	0	0	0
12/31	CLEVELAND	1	1	2	1	3	1.0	12.0	1/0	1	0	0
SEASON TOTALS		16	16	69	21	90	1.0	12.0	3/76	8	1	0

POSTSEASON

1/14	JACKSONVILLE	1	1	9	3	12	0.0	0.0	0/0	0	0	0
POSTSEASON TOTALS		1	1	9	3	12	0.0	0.0	0/0	0	0	0

Davis' Career Totals

Year	Team	GP	GS	T	AT	TOT	Sacks	Yds	Int/Yds	PD	FF	FR
2016	Pittsburgh	16	9	54	15	69	1.5	10.0	1/0	5	0	1
2017	Pittsburgh	16	16	69	21	90	1.0	12.0	3/76	8	1	0
NFL TOTALS		32	25	123	36	159	2.5	22.0	4/76	13	1	1

Career Regular-Season Special Teams Tackles (3): 1 in '16 and 2 in '17.

Regular-Season Single-Game Highs:

Total Tackles: 12, vs. Baltimore, 12/10/17; **Solo Tackles:** 8, twice, last vs. Baltimore, 12/10/17; **Sacks:** 1, twice, last vs. Cleveland 12/31/17; **Sack Yards:** 12, vs. Cleveland, 12/31/17; **Passes Defended:** 2, twice, last at Detroit, 10/29/17; **Forced Fumbles:** 1, vs. Cincinnati, 10/22/17; **Fumble Recoveries:** 1, vs. Cleveland, 1/1/17.

POSTSEASON

Year	Team	GP	GS	T	AT	TOT	Sacks	Yds	Int/Yds	PD	FF	FR
2016	Pittsburgh	3	3	9	7	16	1.0	0.0	0/0	0	0	0
2017	Pittsburgh	1	1	9	3	12	0.0	0.0	0/0	0	0	0
NFL TOTALS		4	4	18	10	28	1.0	0.0	0/0	0	0	0



David DeCastro **G**

HEIGHT: 6-5
WEIGHT: 316
COLLEGE: Stanford
BORN: Jan. 11, 1990
BIRTHPLACE: Bellevue, Wash.

HOW ACQUIRED: D1 - '12 (#24)
NFL EXPERIENCE: 7th year



66

CAREER HIGHLIGHTS

Earned his third-straight Pro Bowl selection in 2017.

Recipient of "The Chief Award" by the Pittsburgh Chapter of Pro Football Writers of America in 2017.

Named to the PFWA's All-AFC Team in 2015.

Named first-team Associated Press All-Pro in 2015 and 2017 and earned second-team Associated Press All-Pro honors in 2016.

Entering the 2017 season, has started 56 consecutive games, the second-longest active NFL streak among guards.

PRO (82-81/7-7): Signed a new six-year contract with the Steelers on September 8, 2016... activated from the Steelers' Reserve/Injured; Designated for Return List on November 26, 2012... placed on the Steelers' Reserve/Injured; Designated for Return List on September 7, 2012, due to a knee injury...originally drafted by the Steelers in the first round (24th overall) of the 2012 NFL Draft.

2017 (15-15/1-1): Earned his third-straight Pro Bowl selection...recipient of "The Chief Award" by the Pittsburgh Chapter of Pro Football Writers of America...part of an offensive line that yielded just 24 sacks—tied as third-fewest in the NFL.

10/1 at Baltimore: Part of an offensive line that helped block for RB Le'Veon Bell to rush for 144 yards and two touchdowns.

10/15 at Kansas City: Part of an offensive line that helped block for RB Le'Veon Bell to rush for 179 yards and one touchdown, which ties for the tenth-most rushing yards in a single-game in Steelers history.

10/22 vs. Cincinnati: Part of an offensive line that gave up zero sacks and helped block for RB Le'Veon Bell to rush for 134 yards.

COLLEGE Started all 39 games at right guard for Stanford (2008-2011)...finished his career with 316 knockdowns, 68 touchdown-resulting blocks and a blocking consistency grade

of 91.63%...his grade of 96.88% in 2011 was the highest mark by any offensive lineman (since consistency grades were kept in 1985) in Pac-12 Conference history...named a first-team All-American selection by The NFL Draft Report, Walter Camp, Associated Press, The Sporting News, American Football Coaches Association and Football Writers Association, and was an All-Pac-12 first-team selection in 2011...named a second-team All-American by The NFL Draft Report in 2010 and earned All-Pac-10 Conference honors...earned All-Pac-10 Conference honorable mention honors in 2009...majored in management, science and engineering.

PERSONAL Attended Bellevue High School (Bellevue, Wash.)...was an all-state performer on the offensive line...the Super Prep All-American added all-state honors and was the recipient of the King County Lineman of the Year Award as a senior...helped lead his team to the state title his junior season...went on to play in the Offense-Defense All-American Game following his senior season...also competed in track, throwing shot put, an event where he captured the 2008 Washington State 3A champion with a throw of 59-3...also won the district (58-4) and the King County 3A League (58-1½) titles, as well...participated in an annual NFL-USO trip in 2015...son of Jennifer and Colin DeCastro...both parents are from South Africa...his father's side of the family were competitive rugby players...Full name: David Michael DeCastro.

DeCastro's Career Totals

Year	Team	GP	GS
2012	Pittsburgh	4	3
2013	Pittsburgh	15	15
2014	Pittsburgh	16	16
2015	Pittsburgh	16	16
2016	Pittsburgh	16	16
2017	Pittsburgh	15	15
NFL TOTALS		82	81

DeCastro's Career Postseason Totals

Year	Team	GP	GS
2014	Pittsburgh	1	1
2015	Pittsburgh	2	2
2016	Pittsburgh	3	3
2017	Pittsburgh	1	1
CAREER TOTALS		7	7

**Joshua Dobbs QB**

HEIGHT: 6-3
WEIGHT: 216
COLLEGE: Tennessee
BORN: Jan. 26, 1995
BIRTHPLACE: Alpharetta, Ga.

HOW ACQUIRED: D4 - '17 (#135)
NFL EXPERIENCE: 2nd year

PRO (0-0/0-0): Drafted by the Steelers in the fourth round (135th overall) of the 2017 NFL Draft.

2017 (0-0/0-0): Was inactive for 15 games and active for one game but did not play during the regular season.

COLLEGE Started 35-of-37 games played at Tennessee (2013-16)...finished his career with a 23-12 record, 3-0 in Bowl games, as a starting quarterback, tying for the fifth-most wins by a starting signal caller in program history...set school records for career rushing yards by a quarterback (2,160), career rushing touchdowns by a quarterback (32), single-season rushing yards by a quarterback (831 in 2016) and single-season rushing touchdowns by a quarterback (12 in 2016)...ranked fifth in Tennessee history in career passing yards (7,138) and his 9,360 yards of total offense (7,138 passing, 2,160 rushing and 62 receiving) ranked third in school annals...one of three quarterbacks in SEC history to record 15 passing touchdowns and 10 rushing scores in multiple seasons...one

of four conference quarterbacks to have over 50 career passing touchdowns and 25 career rushing scores...named second-team All-SEC and earned SEC Offensive Player of the Year honors by Athlon Sports in 2016...named TaxSlayer Bowl MVP in 2015...named to the SEC Academic Honor Roll in back-to-back seasons (2014-15)...graduated with a degree in aerospace engineering...spent summer of 2015 at an internship at Pratt & Whitney, where he worked at the world leader in design, manufacture and service of aircraft engines for the United States government.

PERSONAL Attended Alpharetta High School (Alpharetta, Ga.)...earned first team All-State, first team All-County, first team All-Region, second team All-Area, first team All-Conference, Alpharetta High School Offensive MVP, and AHS Scholar Athlete honors in his senior and junior seasons...named the Georgia Rising Senior Bowl MVP with a 237-passing yard performance, and rushing for 56 yards with three total touchdowns in the game...also participated in baseball, earning first team All-Region honors...son Stephanie and Robert Dobbs...Full name: Robert Joshua Dobbs.

Dobbs' Game-by-Game Statistics

Date	Opponent	GP	GS	Att	Cmp	Pct.	Yds	Yds/Att	TD	Int	Lg	Sk	Lst	Rtg
9/10	at Cleveland													
9/17	MINNESOTA													
9/24	at Chicago													
10/1	at Baltimore													

JOSHUA DOBBS

Dobbs' Game-by-Game Statistics (Continued)

Date	Opponent	GP	GS	Att	Cmp	Pct.	Yds	Yds/Att	TD	Int	Lg	Sk	Lst	Rtg
10/8	JACKSONVILLE													
10/15	at Kansas City													
10/22	CINCINNATI													
10/29	at Detroit													
11/12	at Indianapolis													
11/16	TENNESSEE													
11/26	GREEN BAY													
12/4	at Cincinnati													
12/10	BALTIMORE													
12/17	NEW ENGLAND													
12/25	at Houston													
12/31	CLEVELAND													
SEASON TOTALS							0	0	0	0	0.0	0	0	0.0

**Bud Dupree** *LB*

HEIGHT: 6-4
WEIGHT: 269
COLLEGE: Kentucky
BORN: Feb. 12, 1993
BIRTHPLACE: Macon, Ga.

HOW ACQUIRED: D1 - '15 (#22)
NFL EXPERIENCE: 4th year

48

CAREER HIGHLIGHTS

Earned the Joe Greene Great Performance Award given annually to the Steelers' top rookie in 2015.

Named to Gil Brandt's 2015 NFL All-Rookie Team

Named to the PFWA's All-AFC Team in 2015.

Has recorded at least 4.0 sacks in each of his first three seasons in the NFL (2015: 4.0, 2016: 4.5 and 2017: 5.0).

PRO (23-9/5-5): Activated from the Steelers' Reserve/Injured; Designated for Return List on November 19, 2017...placed on the Steelers' Reserve/Injured; Designated for Return List on September 4, 2017...originally drafted by the Steelers in the first round (22nd overall) of the 2015 NFL Draft.

2017 (15-15/1-1): Recorded career-highs in tackles (40) and sacks (6.0)...added one pass defended and one fumble recovery.

9/17 vs. Minnesota: Made his season debut and recorded a sack of Minnesota QB Case Keenum for a loss of 11 yards, increasing his career sack total to 9.5.

10/22 vs. Cincinnati: Posted his third sack of the season, bringing down Cincinnati QB Andy Dalton in the fourth quarter for a loss of 13 yards.

11/12 at Indianapolis: Totaled 4 tackles (all solo), a sack and 3 tackles for loss...credited with a sack of Indianapolis QB Jacoby Brissett, for a loss of 13 yards.

12/4 at Cincinnati: Established a single-season career high with 5.0 sacks, bringing down Cincinnati QB Andy Dalton in the fourth quarter (4.5 in 2016).

12/25 at Houston: Made 6 tackles (5 solo)...recovered a fumble forced by DE Cameron Heyward in the second quarter, the first defensive fumble recovery of his NFL career.

COLLEGE Played in 47 games at Kentucky (2011-14), starting 38...finished with 247 tackles, 38.0 TFLs, 23.5 sacks and four forced fumbles...ranked second in Wildcat history at the time he left Kentucky with 23.5 career sacks...earned

All-SEC honorable mention each of his final three seasons (2012-14), playing both defensive end and linebacker throughout his Kentucky career...finished in the top-10 in the SEC in quarterback sacks three straight years (2012-14)...graduated with a degree in community and leadership development.

PERSONAL Attended Wilkinson County High School (Irwinton, Ga.)...named first-team all-state as a senior as chosen by the Georgia Sports Writers Association and the Atlanta Journal-Constitution...was a four-year starter at

tight end and three-year starter at defensive end... totaled more than 1,000 receiving yards with 10 touchdowns as a senior, to go along with 62 tackles and 10.0 quarterback sacks...his team went 11-3 his senior year and 10-4 as a sophomore, advancing to the Class-A state semifinals each season...was also a basketball standout, helping lead Wilkinson County to the Class-A state championship his senior year...named to the All-Middle Georgia Team...member of the Future Business Leaders of America... son of Sophia Stephens and Alvin Dupree Sr....has a street named after him in his hometown, Bud Dupree Drive...Full name: Alvin "Bud" Dupree, Jr.

Dupree's 2017 Game-by-Game Statistics

Date	Opponent	GP	GS	T	AT	TOT	Sacks	Yds	Int/Yds	PD	FF	FR
9/10	at Cleveland						INACTIVE					
9/17	MINNESOTA	1	1	1	1	2	1.0	11.0	0/0	1	0	0
9/24	at Chicago	1	1	4	0	4	0.0	0.0	0/0	0	0	0
10/1	at Baltimore	1	1	3	1	4	1.0	9.0	0/0	0	0	0
10/8	JACKSONVILLE	1	1	0	1	1	0.0	0.0	0/0	0	0	0
10/15	at Kansas City	1	1	1	0	1	0.0	0.0	0/0	0	0	0
10/22	CINCINNATI	1	1	1	2	3	1.0	13.0	0/0	0	0	0
10/29	at Detroit	1	1	2	1	3	0.0	0.0	0/0	0	0	0
11/12	at Indianapolis	1	1	4	0	4	1.0	13.0	0/0	0	0	0
11/16	TENNESSEE	1	1	1	1	2	0.0	0.0	0/0	0	0	0
11/26	GREEN BAY	1	1	3	1	4	0.0	0.0	0/0	0	0	0
12/4	at Cincinnati	1	1	1	1	2	1.0	3.0	0/0	0	0	0
12/10	BALTIMORE	1	1	1	0	1	0.0	0.0	0/0	0	0	0
12/17	NEW ENGLAND	1	1	2	0	2	1.0	7.0	0/0	0	0	0
12/25	at Houston	1	1	5	1	6	0.0	0.0	0/0	0	0	1
12/31	CLEVELAND	1	1	0	0	0	0.0	0.0	0/0	0	0	0
SEASON TOTALS		15	15	31	9	40	6.0	56.0	0/0	1	0	1

POSTSEASON

1/14	JACKSONVILLE	1	1	3	1	4	0.0	0.0	0/0	0	0	0
POSTSEASON TOTALS		1	1	3	1	4	0.0	0.0	0/0	0	0	0

Dupree's Career Totals

REGULAR SEASON

Year	Team	GP	GS	T	AT	TOT	Sacks	Yds	Int/Yds	PD	FF	FR
2015	Pittsburgh	16	5	17	9	26	4.0	7.0	0/0	1	0	0
2016	Pittsburgh	7	4	19	5	24	4.5	24.0	0/0	1	1	0
2017	Pittsburgh	15	15	31	9	40	6.0	56.0	0/0	1	0	1
NFL TOTALS		38	24	67	23	90	14.5	87.5	0/0	3	1	1

Regular-Season Single-Game Highs:

Total Tackles: 7, vs. Cleveland, 1/1/17; **Solo Tackles:** 5, three times, last time at Houston, 12/25/17; **Sacks:** 2.5, at Buffalo, 12/11/16; **Sack Yards:** 13.0, last time at Indianapolis, 11/12/17; **Interceptions:** N/A. **Interception Yards:** N/A. **Passes Defended:** 1, three times, last time vs. Minnesota, 9/17/17; **Forced Fumbles:** 1, vs. Cleveland, 1/1/17; **Fumble Recoveries:** 1, at Houston, 12/25/17.

POSTSEASON

Year	Team	GP	GS	T	AT	TOT	Sacks	Yds	Int/Yds	PD	FF	FR
2015	Pittsburgh	2	2	4	2	6	0.0	0.0	0/0	0	0	0
2016	Pittsburgh	3	3	10	5	15	0.5	3.0	0/0	1	0	0
2017	Pittsburgh	1	1	3	1	4	0.0	0.0	0/0	0	0	0
NFL TOTALS		6	6	17	8	25	0.5	3.0	0/0	1	0	0



Matt Feiler *OT*

HEIGHT: 6-6
WEIGHT: 330
COLLEGE: Bloomsburg
BORN: July 7, 1992
BIRTHPLACE: Strasburg, Pa.

HOW ACQUIRED: FA – '15
NFL EXPERIENCE: 2nd year

71

PRO (5-1/0-0): Signed a one-year extension with the Steelers on January 31, 2018... signed a Reserve/Future contract with the Steelers on January 24, 2017...signed to the Steelers' practice squad on October 19, 2016...released by the Steelers on October 17, 2016...promoted to the Steelers' active roster from the practice squad on October 8, 2016...signed to the Steelers' practice squad on September 4, 2016...released by the Steelers on September 3, 2016...signed a Reserve/Future contract with the Steelers on January 18, 2016...signed to the Steelers' practice squad on September 7, 2015...released by the Texans on September 5, 2015...signed to the Texans' offseason roster on December 29, 2014... added to the Texans' practice squad on September 1, 2014...released by the Texans on August 30, 2014...originally signed with the Houston Texans as an undrafted rookie free agent on May 16, 2014.

2017 (5-1/0-0): Saw action in five regular season contests in 2017.

10/29 at Detroit: Part of an offensive line that gave up zero sacks.

12/25 at Houston: Part of an offensive line that gave up zero sacks.

12/31 vs. Cleveland: Made the first start of his NFL career at right guard.

COLLEGE Played in 46 games for Bloomsburg (2010-13)...in 2013, he finished the year with a multitude of postseason honors, including being named AP Little All-America Third Team as well as a D2Football.com All-America selection...was selected to play in the prestigious East-West Shrine Game following the season...named to the Don Hansen NCAA Division II All-Super Region One second team and was named as honorable mention on the Don Hansen NCAA Division II All-America Team in 2012...in 2011, he was part of an offensive line that helped block for Bloomsburg to set the PSAC single-season rushing record with 3,789 yards.

PERSONAL Attended Lampeter-Strasburg High School (Strasburg, Pa.)...was a second-team Section 3 All-Star as a senior...voted 2009 Most Improved Player...member of the Heroes Mentoring Program...son of Mark and Beth Feiler.

Feiler's NFL Totals

Year	Team	GP	GS
2017	Pittsburgh	5	1
NFL TOTALS		6	1



B.J. Finney C/G

HEIGHT: 6-4
WEIGHT: 318
COLLEGE: Kansas State
BORN: Oct. 26, 1991
BIRTHPLACE: Wichita, Kan.

HOW ACQUIRED: RFA - '15
NFL EXPERIENCE: 3rd year

67

PRO (27-7/1-0): Inked a one-year extension with the Steelers on February 9, 2018...signed a Reserve/Future contract with the Steelers on January 18, 2016...signed to the Steelers' practice squad on September 29, 2015...released by the Steelers on September 5, 2015...originally signed with the Steelers as an undrafted rookie free agent on May 2, 2015.

2017 (14-4/1-0): Saw action in 14 games with one start...dressed but did not see action at Cleveland (9/10) and at Indianapolis (11/12).

10/1 at Baltimore: Made first start of the season at tight end.

10/15 at Kansas City: Started at left guard in place of injured Ramon Foster...part of an offensive line that helped block for RB Le'Veon Bell to rush for 179 yards and one touchdown, which ties for the tenth-most rushing yards in a single game in Steelers history.

10/22 vs. Cincinnati: Part of an offensive line that gave up zero sacks and helped block for RB Le'Veon Bell to rush for 134 yards.

12/25 at Houston: Started at left guard in place of Ramon Foster, who was inactive with a concussion...part of an offensive line that gave up zero sacks.

12/31 vs. Cleveland: Started at center...left the game with a thigh injury in the second quarter and did not return.

COLLEGE Is one of just three players in Kansas State history to earn all-conference honors in all four years of his career...started a school-record 52 straight games (2011-14), including the final 51 at center...became the first offensive lineman in school history and fifth player overall to be named a team captain three times...helped the 2014 Senior Class finish with a 38-14 combined record over the last four years, including

a Big 12-best 27-9 conference record...in 2013, was named a finalist for the Rimington Trophy as the nation's top center, and earned All-America honors from the USA Today (second team), Athlon Sports (third team) and Sports Illustrated (honorable mention)...also in 2013, was selected as the Big 12 Co-Offensive Lineman of the Year while earning All-Big 12 accolades from both the league's coaches and the Associated Press...named a first-team All-Big 12 performer by the Associated Press and Phil Steele, while he was a second-team pick by the San Antonio Express-News and an honorable mention selection by the league's coaches in 2012...in 2011, was named first-team freshman All-American and first-team freshman All-Big 12 performer by Rivals.com, while earning second-team All-Big 12 honors from the Kansas City Star and honorable mention All-Big 12 accolades from the Associated Press...majored in history.


PERSONAL Attended Andale High School (Andale, Kan.)...rated a two-star offensive lineman by Rivals.com...named the Ark Valley Chisholm Trail Offensive MVP in 2009...earned first-team all-state designations in 2008 and 2009...led team to a state championship in 2007, a sub-state appearance in 2008 and a section runner-up finish in 2009...also lettered four years in wrestling, finishing second in state as a junior and winning states as a senior...son of Christy Finney and the late J. Finney...Full name: Benjamin J. Isaac Finney II.

Finney's Career Totals

Year	Team	GP	GS
2016	Pittsburgh	13	3
2017	Pittsburgh	14	4
NFL TOTALS		27	7

Finney's Career Postseason Totals

Year	Team	GP	GS
2016	Pittsburgh	0	0
2017	Pittsburgh	1	0
NFL TOTALS		1	0



L.J. Fort *LB*

HEIGHT: 6-0
WEIGHT: 232
COLLEGE: Northern Iowa
BORN: Jan. 3, 1990
BIRTHPLACE: Granite City, Ill.

HOW ACQUIRED: FA – '15
NFL EXPERIENCE: 4th year

54

PRO (46-1/4-0): Signed by the Steelers on November 15, 2016...released by the Steelers on November 12, 2016...promoted to the Steelers' active roster from the practice squad on December 28, 2015...signed to the Steelers' practice squad on September 6, 2015...released by the Steelers on September 5, 2015...claimed by the Steelers off waivers (from New England) on August 19, 2015...released by the Patriots on August 18, 2005...signed by the New England Patriots on August 4, 2015...released by the Bengals on April 29, 2015...signed to the Bengals' offseason roster on January 5, 2015...added to the Cincinnati Bengals' practice squad on November 26, 2014...released from the Seahawks' practice squad on November 11, 2014...added to the Seahawks' practice squad on November 6, 2014...released by the Seahawks on November 4, 2014...added to the Seahawks' active roster from the Seahawks' practice squad on October 29, 2014...added to the Seattle Seahawks' practice squad on October 21, 2014...released by the Broncos on August 30, 2014...signed by the Denver Broncos on January 1, 2014...released by the Browns on September 1, 2013...originally signed with the Cleveland Browns as an undrafted rookie free agent on May 9, 2012.

2017 (15-0/1-0): Saw action in 15 games during the regular season...participated mostly on special teams, finishing with 9 special teams tackles, 2 defensive tackles and 1.0 sack.

9/10 at Cleveland: Recorded 2 special teams tackles.

11/26 vs. Green Bay: Recorded 1 special teams tackle.

12/31 vs. Cleveland: Recorded a sack of Cleveland QB Deshone Kizer in the third quarter, a loss of seven yards, his second career sack and first of 2017 (Sept. 9, 2012 vs. Philadelphia while with Cleveland).

COLLEGE Saw action in 50 games with 34 starts for Northern Iowa (2008-11)...ranked fifth in school history when he left with 356 tackles...named FCS and the Missouri Valley Conference Defensive Player of the Year and was named first-team All-Missouri Valley Conference in 2011, as he led all FCS schools with 184 tackles...in 2010, was named second-team All-Missouri Valley Conference...graduated with a degree in exercise science.

PERSONAL Attended Waynesville High School (Waynesville, Mo.)...named the Missouri Class 5A Player of the Year in 2007...was an all-state selection at tailback...named first-team all-conference as a linebacker and running back...named All-Ozark MVP on offense and defense...helped school win first state championship with a victory in the Class 5A State Championship Game...his senior season he totaled 2,152 rushing yards with 23 rushing touchdowns...he added 85 tackles, 8.0 sacks and five interceptions on defense, including three returned for touchdowns...son of Larry Fort Sr. and Amy Holloway.

Fort's 2017 Game-by-Game Statistics

Date	Opponent	GP	GS	T	AT	TOT	Sacks	Yds	Int/Yds	PD	FF	FR
9/10	at Cleveland	1	0	0	0	0	0.0	0.0	0/0	0	0	0
9/17	MINNESOTA						PRACTICE SQUAD					
9/24	at Chicago	1	0	0	0	0	0.0	0.0	0/0	0	0	0
10/1	at Baltimore	1	0	0	0	0	0.0	0.0	0/0	0	0	0
10/8	JACKSONVILLE	1	0	0	0	0	0.0	0.0	0/0	0	0	0
10/15	at Kansas City	1	0	0	0	0	0.0	0.0	0/0	0	0	0
10/22	CINCINNATI	1	0	0	0	0	0.0	0.0	0/0	0	0	0
10/29	at Detroit	1	0	0	0	0	0.0	0.0	0/0	0	0	0
11/12	at Indianapolis	1	0	0	0	0	0.0	0.0	0/0	0	0	0
11/16	TENNESSEE	1	0	0	0	0	0.0	0.0	0/0	0	0	0

Fort's 2017 Game-by-Game Statistics (Continued)

Date	Opponent	GP	GS	T	AT	TOT	Sacks	Yds	Int/Yds	PD	FF	FR
11/26	GREEN BAY	1	0	0	0	0	0.0	0.0	0/0	0	0	0
12/4	at Cincinnati	1	0	1	0	1	0.0	0.0	0/0	1	0	0
12/10	BALTIMORE	1	0	0	0	0	0.0	0.0	0/0	1	0	0
12/17	NEW ENGLAND	1	0	0	0	0	0.0	0.0	0/0	0	0	0
12/25	at Houston	1	0	0	0	0	0.0	0.0	0/0	1	0	0
12/31	CLEVELAND	1	0	1	0	1	1.0	7.0	0/0	1	0	0
SEASON TOTALS		15	0	2	0	2	1.0	7.0	0/0	4	0	0

POSTSEASON

1/14	JACKSONVILLE	1	0	0	0	0	0.0	0.0	0/0	0	0	0
POSTSEASON TOTALS		1	0	0	0	0	0.0	0.0	0/0	0	0	0+

Fort's Career Totals**REGULAR SEASON**

Year	Team	GP	GS	T	AT	TOT	Sacks	Yds	Int/Yds	PD	FF	FR
2012	Cleveland	16	1	8	5	13	1.0	1.0	1/10	3	0	0
2014	Seattle	1	0	0	0	0	0.0	0.0	0/0	0	0	0
2015	Pittsburgh	0	0	0	0	0	0.0	0.0	0/0	0	0	0
2016	Pittsburgh	14	0	2	0	2	0.0	0.0	0/0	0	0	0
2017	Pittsburgh	15	0	2	0	2	1.0	7.0	0/0	4	0	0
NFL TOTALS		46	1	12	5	17	2.0	8.0	1/10	7	0	0

Career Regular-Season Special Teams Tackles (15): 5 in '12, 1 in '16 and 9 in '17.

Regular-Season Single-Game Highs:

Total Tackles: 9, at N.Y. Giants, 10/7/12; **Solo Tackles:** 5, at N.Y. Giants, 10/7/12; **Sacks:** 2, twice, last vs. Cleveland, 12/31/17; **Sack Yards:** 7.0, vs. Cleveland, 12/31/17; **Interceptions:** 1, vs. Philadelphia, 9/9/12; **Interception Yards:** 10, vs. Philadelphia, 9/9/12; **Passes Defensed:** 2, vs. Philadelphia, 9/9/12; **Forced Fumbles:** N/A; **Fumble Recoveries:** N/A.

POSTSEASON

Year	Team	GP	GS	T	AT	TOT	Sacks	Yds	Int/Yds	PD	FF	FR
2015	Pittsburgh	1	0	0	0	0	0.0	0.0	0/0	0	0	0
2016	Pittsburgh	2	0	0	0	0	0.0	0.0	0/0	0	0	0
2017	Pittsburgh	1	0	1	0	1	0.0	0.0	0/0	1	0	0
NFL TOTALS		4	0	1	0	1	0.0	0.0	0/0	1	0	0

**Ramon Foster** **6**

HEIGHT: 6-5
WEIGHT: 328
COLLEGE: Tennessee
BORN: Jan. 7, 1986
BIRTHPLACE: Henning, Tenn.

HOW ACQUIRED: RFA – '09
NFL EXPERIENCE: 10th year

73

PRO (130-115/11-11): Signed a three-year contract with the Steelers on March 9, 2016... recipient of the 2015 Pro Football Writers' "The Chief Award," which was established in honor of the Steelers' founder, Arthur J. Rooney, Sr., and is presented annually to the Steeler that best exemplifies the spirit of cooperation with the media... re-signed a three-year contract with the Steelers on March 11, 2013...signed his one-year restricted free agent tender with the Steelers on April 7, 2012...

originally signed with the Steelers as an undrafted rookie free agent on April 27, 2009.

2017 (14-14-1-1): Part of an offensive line that yielded just 24 sacks – tied as third-fewest in the NFL...inactive due to a back injury on 10/15 at Kansas City...inactive with a concussion on 12/25 at Houston.

RAMON FOSTER

9/24 at Chicago: Left the game with a wrist injury and did not return.

10/1 at Baltimore: Part of an offensive line that helped block for RB Le'Veon Bell to rush for 144 yards and two touchdowns.

10/22 vs. Cincinnati: Part of an offensive line that gave up zero sacks and helped block for RB Le'Veon Bell to rush for 134 yards.

COLLEGE

Played in 44 games with 28 starts at Tennessee (2004-08)...was a four-year letterman...earned All-SEC second team honors and named to All-May Day Team by ESPN analyst Mark May in 2007...earned Freshman All-SEC honors in 2005...graduated with a bachelor's degree in sociology.

PERSONAL

Attended Ripley High School (Ripley, Tenn.)...older brother, Renardo, played offensive tackle for the Atlanta Falcons and

St. Louis Rams...son of the late Wyvonnia Morgan...married to Kesha...the couple has two sons, Ramon Jr. and Myles...Full name: Ramon Sentell Foster.

Foster's Career Totals

Year	Team	GP	GS
2009	Pittsburgh	14	4
2010	Pittsburgh	12	8
2011	Pittsburgh	15	14
2012	Pittsburgh	16	16
2013	Pittsburgh	15	15
2014	Pittsburgh	14	14
2015	Pittsburgh	16	16
2016	Pittsburgh	14	14
2017	Pittsburgh	14	14
NFL TOTALS		130	115

Foster's Career Postseason Totals

Year	Team	GP	GS
2010	Pittsburgh	3	3
2011	Pittsburgh	1	1
2014	Pittsburgh	1	1
2015	Pittsburgh	2	2
2016	Pittsburgh	3	3
2017	Pittsburgh	1	1
NFL TOTALS		11	11



Matt Galambos LB

HEIGHT: 6-1
WEIGHT: 239
COLLEGE: Pittsburgh
BORN: March 21, 1995
BIRTHPLACE: Collingdale, Pa.

HOW ACQUIRED: UDFA - '17
NFL EXPERIENCE: 1st year

46

PRO (0-0/0-0): Signed a Reserve/Future contract with the Steelers on January 15, 2018...placed on the practice squad/injured list on September 28, 2017...signed to the practice squad on September 26, 2017...released from the practice squad on September 13, 2017...signed to the practice squad on September 3, 2017...released on September 2, 2017...signed with the Steelers as an undrafted rookie free agent on May 16, 2017, after trying out for the team during its Rookie Mini-Camp.

2017 (0-0/0-0): Spent the beginning of the season on the practice squad before being placed on the practice squad/injured list.

COLLEGE

Saw action in 52 games with 38 starts for Pittsburgh (2013-16)...totaled 283 tackles, 20.0 TFLs, 5.5 sacks, four fumble recover-

ies and three interceptions in his career...named to the All-ACC Academic Football team as a senior in 2016...also as a senior, led the team in tackles (85) and fumble recoveries (3)...totaled a single-season career-high 10.0 TFLs as a junior in 2015...majored in media and professional communications.

PERSONAL

Attended The Haverford High School (Havertown, Pa.)...as a senior, selected All-State Class AAA by the Pennsylvania Sports Writers, was named Pennsylvania Football News All-Class AAA, was named Philadelphia Daily News All-City, was a two-way first-team All-Inter-Academic League selection, named first-team All-Delaware County and named first-team All-Mainline, playing running back and linebacker...also competed in track and field as a discus and shot-put thrower...grandson of Virginia Lux...Full name: Matthew Thomas Galambos.



Marcus Gilbert *OT*

HEIGHT: 6-6

WEIGHT: 330

COLLEGE: Florida

BORN: Feb. 15, 1988

BIRTHPLACE: Fort Lauderdale, Fla.

HOW ACQUIRED: D2 - '11 (#63)

NFL EXPERIENCE: 8th year

77

PRO (84-83/8-8): Signed a new six-year contract with the Steelers on August 19, 2014... placed on the Steelers' Reserve/Injured List on November 26, 2012, due to an ankle injury...recipient of the Joe Greene Great Performance Award in 2011, given annually to the Steelers' top rookie... originally drafted by the Steelers in the second round (63rd overall) of the 2011 NFL Draft.

2017 (8-8/1-1): Part of an offensive line that yielded just 24 sacks – tied as third-fewest in the NFL ...reserve/suspended for four games from 11/26 vs. Green Bay to 12/17 vs. New England...inactive due to a hamstring injury from 9/24-10/8 and 10/22-10/29.

9/17 vs. Minnesota: Left the game with cramps in the fourth quarter and did not return.

10/15 vs. Kansas City: Part of an offensive line that helped Le'Veon Bell rush for 71 yards in the first quarter, matching a career high...left the game in the second quarter with a hamstring injury.

12/25 at Houston: Returned to active after serving a four-game suspension...part of an offensive line that gave up zero sacks.

AFC Divisional Playoff 1/14 vs. Jacksonville: Left the game with a head injury and did not return.

COLLEGE Saw action in 53 games with 27 starts at Florida (2006-2010)...recorded 142 knockdowns and 22 touchdown-resulting blocks during that span...named second-team All-SEC by The NFL Draft Report and earned third-team All-SEC honors from Phil Steele in 2010...was a member of two National Championship teams (2006 and

2008)...majored in family, youth and community science.

PERSONAL Attended St. Thomas Aquinas High School (Ft. Lauderdale, Fla.)...played guard and tackle on the offensive line during his prep career, as well as doubling on the defensive line...added Class 5A All-District XVI honors and was selected to participate in the 2006 Cali-Florida Bowl...also a member of the varsity basketball team and competed in the shot put and discus throws for the track and field squad...son of Katrina and Jeffrey Gilbert...father recently retired from the Secret Service...when the Florida Gators visited the White House to celebrate their second national championship in four years in April of 2009, Gilbert received special recognition by President Barack Obama during the ceremony because his father, Jeff, was a Secret Service agent who helped shield the past three Presidents from harm...Full name: Marcus Christopher Gilbert.

Gilbert's Career Totals

Year	Team	GP	GS
2011	Pittsburgh	14	13
2012	Pittsburgh	5	5
2013	Pittsburgh	16	16
2014	Pittsburgh	12	12
2015	Pittsburgh	16	16
2016	Pittsburgh	13	13
2017	Pittsburgh	8	8
NFL TOTALS		84	83

Gilbert's Career Postseason Totals

Year	Team	GP	GS
2011	Pittsburgh	1	1
2014	Pittsburgh	1	1
2015	Pittsburgh	2	2
2016	Pittsburgh	3	3
2017	Pittsburgh	1	1
NFL TOTALS		8	8



Malik Golden *S*

HEIGHT: 6-0

WEIGHT: 205

COLLEGE: Penn State

BORN: April 27, 1993

BIRTHPLACE: Hartford, Conn.

HOW ACQUIRED: UDFA – 18

NFL EXPERIENCE: 1st year

39

PRO (0-0/0-0): Signed a Reserve/Future contract with the Steelers on January 19, 2018...released by the Steelers on September 2, 2017...signed by the Steelers on July 28, 2017...released by the 49ers on June 9, 2017...entered the NFL as an undrafted rookie free agent with the San Francisco 49ers on May 4, 2017.

2017 (0-0/0-0): Not on a NFL roster.

COLLEGE Saw action in 46 games with 17 starts at Penn State...totaled 130 tackles, eight passes defended, 6.5 TFLs, two interceptions, one forced fumble and one fumble recovery.

PERSONAL Attended Cheshire (Cheshire, Conn.) Academy...was a two-time All-New England and two-time All-Colonial League selection...helped Cheshire Academy win the New England Preparatory School Athletic Council State Championship as a senior and junior...son of Elijah and Diane Boyd...full name: Malik Miles Golden.



Larson Graham *OT*

HEIGHT: 6-5

WEIGHT: 292

COLLEGE: Duquesne

BORN: April 9, 1994

BIRTHPLACE: Wyoming, Ohio

HOW ACQUIRED: UDFA – '18

NFL EXPERIENCE: 1st Year

67

PRO (0-0/0-0): Signed a one-year contract with the Steelers on April 9, 2018...released by the Falcons on September 1, 2017...originally entered the NFL with the Atlanta Falcons on July 27, 2017.

2017 (0-0/0-0): Not on a NFL roster.

COLLEGE Started all 46 games played for Duquesne (2013-16)...earned second-team All-Northeast Conference honors as a senior, junior, and sophomore...also played for three NEC championships...redshirted as a freshman...majored in finance.

PERSONAL Attended Wyoming High School (Cincinnati, Ohio)...as a senior, was named to second team All-CHL.



Trey Griffey *WR*

HEIGHT: 6-3
WEIGHT: 192
COLLEGE: Arizona
BORN: Jan. 19, 1994
BIRTHPLACE: Orlando, Fla.

HOW ACQUIRED: UDFA – '18
NFL EXPERIENCE: 1st year

15

PRO (0-0/0-0): Signed a Reserve/Future contract with the Steelers on January 29, 2018... released by the Dolphins on September 2, 2017... signed with the Miami Dolphins on August 15, 2017...released by the Colts on July 7, 2017... signed to the Indianapolis Colts on May 4, 2017.

2017 (0-0/0-0) Not on a NFL roster.

COLLEGE Saw action in 44 games at Arizona (2013-16)...hailed in 79 receptions for 1,241 yards and six touchdowns...majored in sports and society.

PERSONAL Transferred from West Orange High School (Winter Garden, Fla.) to attend Dr. Phillips High School (Orlando, Fla.) as a senior... caught 73 passes for 970 yards and 11 touchdowns for his 10-2 team as a senior... Associated Press 8A first-team All-State honors as a senior...all-Metro West Conference selection...all-Central Florida honors...played in the Under Armour All-America game in January 2012...ranked Top 20 on the Central Florida Super60 by the Sentinel...son of Melissa and MLB star Ken Griffey Jr...grandson of Ken Griffey Sr...also an MLB veteran.



Xavier Grimble *TE*

HEIGHT: 6-4
WEIGHT: 261
COLLEGE: USC
BORN: Sept. 22, 1992
BIRTHPLACE: Las Vegas, Nev.

HOW ACQUIRED: FA – '15
NFL EXPERIENCE: 3rd year

85

PRO (28-4/4-1): Signed to a one-year contract extension with the Steelers on January 25, 2018...signed a Reserve/Future contract with the Steelers on January 18, 2016...signed to the Steelers' practice squad on September 7, 2015... released by the 49ers on September 5, 2015... added to the 49ers' offseason roster on December 30, 2014...added to the 49ers' practice squad on December 16, 2014...released from the Patriots' practice squad on November 28, 2014...added to the New England Patriots' practice squad on November 26, 2014...released from the 49ers' practice squad on November 18, 2014...added to the San Francisco 49ers' practice squad on September 15, 2014...released by the Giants on August 26, 2014...originally signed with the New York Giants as an undrafted rookie free agent on May 15, 2014.

2017 (15-2/1-1): Saw action in 15 games with two starts during the regular season... finished with five catches for 32 yards and one touchdown reception.

11/26 vs. Green Bay: Caught a touchdown pass on a 1-yard throw from QB Ben Roethlisberger on the team's first offensive possession – the third touchdown catch of his NFL career.

COLLEGE Played in 35 games at USC (2010-13)... totaled 69 receptions for 731 yards with 11 receiving touchdowns...in 2012, set single-season career highs in receptions (29) receiving yards (316) and receiving touchdowns (5)...majored in economics.

XAVIER GRIMBLE

PERSONAL Attended Bishop Gorman High School (Las Vegas, Nev.)...his 2009 honors included: Parade All-American, Under Armour All-American, Super Prep All-American, Prep Star All-American, Scout.com All-American first team, All-State 4A and All-Southwest District Offensive MVP... as a senior tight end, recorded 39 receptions for 709 yards with nine touchdowns, as he helped lead his team to a 15-0 record and a state championship...helped lead his team to a state championship as a sophomore in 2007...also played basketball.

Grimble's 2017 Game-by-Game Statistics

Date	Opponent	GP	GS	Rec	Yds	Avg	Lg	TD
9/10	at Cleveland	1	0	0	0	0.0	0	0
9/17	MINNESOTA	1	0	0	0	0.0	0	0
9/24	at Chicago	1	1	0	0	0.0	0	0
10/1	at Baltimore	1	0	0	0	0.0	0	0
10/8	JACKSONVILLE	1	0	0	0	0.0	0	0
10/15	at Kansas City	INACTIVE						
10/22	CINCINNATI	1	0	1	12	12.0	12	0
10/29	at Detroit	1	0	0	0	0.0	0	0
11/12	at Indianapolis	1	1	0	0	0.0	0	0
11/16	TENNESSEE	1	0	0	0	0.0	0	0
11/26	GREEN BAY	1	0	1	1	1.0	1	1
12/4	at Cincinnati	1	0	1	9	9.0	9	0
12/10	BALTIMORE	1	0	0	0	0.0	0	0
12/17	NEW ENGLAND	1	0	1	8	8.0	8	0
12/25	at Houston	1	0	0	0	0.0	0	0
12/31	CLEVELAND	1	0	1	2	2.0	2	0
SEASON TOTALS		15	2	5	32	6.4	12	1
NFL TOTALS		28	4	16	150	9.4	20t	3

Grimble's 2017 Game-by-Game Statistics (Continued)

KICK RETURNS

Date	Opponent	No	FC	Yds	Avg	Lg	TD
12/25	at Houston	1	0	0	0.0	0	0
SEASON TOTALS		1	0	0	0.0	0	0

POSTSEASON

1/14	JACKSONVILLE	1	1	0	0	0.0	0	0
POSTSEASON TOTALS		1	1	0	0	0.0	0	0

Grimble's Career Totals

REGULAR SEASON

Year	Team	GP	GS	Rec	Yds	Avg	Lg	TD
2016	Pittsburgh	12	2	11	118	10.7	20t	2
2017	Pittsburgh	15	2	5	32	6.4	12	1
NFL TOTALS		28	4	16	150	9.4	20t	3

Regular-Season Single-Game Highs:

Receptions: 2, three times, vs. New England, 10/23/16; **Receiving Yards:** 26, vs. Cincinnati, 9/18/16; **Receiving Long:** 20t, twice, vs. Baltimore, 12/25/16; **Receiving Touchdowns:** 1, three times, vs. Green Bay, 11/26/17.

POSTSEASON

Year	Team	GP	GS	Rec	Yds	Avg	Lg	TD
2016	Pittsburgh	3	0	0	0	0.0	0	0
2017	Pittsburgh	1	1	0	0	0.0	0	0
NFL TOTALS		4	1	0	0	0.0	0	0

**Joe Haden CB**

HEIGHT: 5-11
WEIGHT: 195
COLLEGE: Florida
BORN: April 14, 1989
BIRTHPLACE: Fort Washington, Md.

HOW ACQUIRED: FA - '17
NFL EXPERIENCE: 9th year



'13 '14

23

CAREER HIGHLIGHTS

Two-time Pro Bowl selection and served as a Pro Bowl captain in 2014.

According to press box totals, his 101 passes defended rank second since he entered the NFL in 2010.

Named second-team Associated Press All-Pro in 2013.

Named the inaugural recipient of the Browns NFL Sportsmanship Award in 2014.

Browns' 2016 recipient of the Ed Block Courage Award.

PRO (101-92/1-1): Signed with the Steelers on August 31, 2017...released by the Browns on August 30, 2017...placed on Browns' Reserved/Injured list on December 14, 2015...re-signed a five-year extension with the Browns on May 13, 2014...NFL suspension was lifted on October 8, 2012...placed on the Browns' Reserve/Suspended by Commissioner List on September 10, 2012...originally drafted by the Cleveland Browns in the first-round (7th overall) of the 2010 NFL Draft.

2017 (11-11/1-1): Started each of his 11 regular season games played...finished the season with 20 tackles (18 solo), seven passes defended, 1.0 sack and one interception returned for one yard...inactive due to a fibula injury from 11/16-12/17.

9/10 at Cleveland: Made his Steelers debut, appearing in the 91st game of his NFL regular-season career and posted six tackles and 1.0 sack...brought down Cleveland QB DeShone Kizer for a 3-yard sack to end the first half – his first sack with the Steelers – third of his NFL career – and first since Sept. 11, 2011 (with Cleveland).

10/22 vs. Cincinnati: Hauled in the 20th interception of his NFL career and first as a Steeler, picking off Cincinnati QB Andy Dalton in the third quarter.

11/12 at Indianapolis: Left the game with a lower leg injury and did not return.

12/25 at Houston: Returned to action after missing five games with a fibula injury...appeared in the 100th regular-season game of his NFL career, and made 2 solo tackles.

AFC Divisional Playoff 1/14 vs. Jacksonville: Made his postseason debut and finished with 4 tackles.

COLLEGE Started all 40 career games at the University of Florida (2007-09) before entering the NFL prior to his senior season...recorded 218 tackles, 3.5 sacks and eight interceptions for 166 yards...added 34 passes defended, three forced fumbles, two fumble recoveries and one blocked field goal...in his final season, was a unanimous first-team All-American, first-team All-Southeastern Conference selection and a finalist for the Jim Thorpe Award, presented annually to the top

defensive back in college football...tied for third on the team with 68 tackles, while adding 3.0 sacks, two forced fumbles, four interceptions and 5 special teams tackles in 2009...helped the Gators own the fourth-best pass defense in the nation (152.8 yards per game)...earned second-team All-SEC honors in 2008, after ranking second on the team with a career-high 87 tackles, one half sack, one forced fumble, one fumble recovery, one blocked kick and three interceptions...returned an interception 88 yards to tie for the fourth-longest interception return in team history...after two position changes (from QB to WR to DB) prior to playing in his first collegiate contest, he became the first true freshman in Florida history to start at cornerback in his first career game...earned Freshman All-America first-team and SEC All-Freshman team honors after recording 63 tackles, one fumble recovery and one interception...sociology major.

PERSONAL Born Joseph Walter Haden III...native of Fort Washington, Md...son of Joe and Zakiya Haden...the oldest of five brothers, whose names all begin with the letter J (Josh, Jordan, Jacob and Jonathon)...was the first college football player in his family, as two of his younger brothers (Josh and Jordan) played collegiately at the University of Toledo...younger brother, Jacob, is a Special Olympics athlete...attended Friendly High School in Md...a four-year starter at quarterback who set a Maryland public school record with 7,371 career passing yards, while tying the career mark for touchdown passes with 80...passed for 2,783 yards with 38 touchdowns, while rushing for 899...active in the Cleveland community and founded the "Haden Nation" ticket program, which provided tickets, apparel and food for the Children's Hunger Alliance and Fatima Family Center...promptly made a charitable donation to the Greater Cleveland Food Bank, helping provide 40,000 meals for families in Northeast Ohio area after signing his contract extension with the Browns through the 2019 season...founder of the Joe Haden Elite Football Experience sports camp benefitting boys grades 3-8...has a foundation in memory of his grandmother called Aunt Berta which benefits kids in need...hosted a celebrity softball tournament in 2014 and 2015 with proceeds benefitting Special Olympics, local youth sports and educational programs...interacts with fans through his social media account, where he has provided meals at restaurants, sponsored

JOE HADEN

youth leagues and attended the Independence High School prom in 2012...has more than 1,200 pairs of shoes in his collection, lists his favorite pair as Nike Air Mag, which was the shoe Marty McFly wore

during the movie Back to the Future II...opened a sneaker store, The Restock Cleveland, in November 2014...married his wife Sarah in 2013...the couple welcomed their first son, Joe, in September of 2016.

Haden's 2017 Game-by-Game Statistics

Date	Opponent	GP	GS	T	AT	TOT	Sacks	Yds	Int/Yds	PD	FF	FR
9/10	at Cleveland	1	1	4	2	6	1.0	3.0	0/0	1	0	0
9/17	MINNESOTA	1	1	1	0	1	0.0	0.0	0/0	0	0	0
9/24	at Chicago	1	1	0	0	0	0.0	0.0	0/0	1	0	0
10/1	at Baltimore	1	1	3	0	3	0.0	0.0	0/0	0	0	0
10/8	JACKSONVILLE	1	1	0	0	0	0.0	0.0	0/0	0	0	0
10/15	at Kansas City	1	1	3	0	3	0.0	0.0	0/0	1	0	0
10/22	CINCINNATI	1	1	1	0	1	0.0	0.0	1/1	1	0	0
10/29	at Detroit	1	1	2	0	2	0.0	0.0	0/0	1	0	0
11/12	at Indianapolis	1	1	0	0	0	0.0	0.0	0/0	0	0	0
11/16	TENNESSEE						INACTIVE					
11/26	GREEN BAY						INACTIVE					
12/4	at Cincinnati						INACTIVE					
12/10	BALTIMORE						INACTIVE					
12/17	NEW ENGLAND						INACTIVE					
12/25	at Houston	1	1	2	0	2	0.0	0.0	0/0	1	0	0
12/31	CLEVELAND	1	1	2	0	2	0.0	0.0	0/0	1	0	0
SEASON TOTALS		11	11	18	2	20	1.0	3.0	1/1	7	0	0
STEELERS TOTALS		11	11	18	2	20	1.0	3.0	1/1	7	0	0

POSTSEASON

1/14	JACKSONVILLE	1	1	4	0	4	0.0	0.0	0/0	1	0	0
------	--------------	---	---	---	---	---	-----	-----	-----	---	---	---

Haden's Career Totals

REGULAR SEASON

Year	Team	GP	GS	T	AT	TOT	Sacks	Yds	Int/Yds	PD	FF	FR
2010	Cleveland	16	7	49	7	56	1.0	5.0	6/101	18	1	0
2011	Cleveland	15	15	53	12	65	1.0	0.0	0/0	19	1	1
2012	Cleveland	11	11	40	11	51	0.0	0.0	3/64	11	1	0
2013	Cleveland	15	15	43	11	54	0.0	0.0	4/57	20	0	0
2014	Cleveland	15	15	58	15	73	0.0	0.0	3/0	20	1	2
2015	Cleveland	5	5	18	4	22	0.0	0.0	0/0	2	0	1
2016	Cleveland	13	13	37	11	48	0.0	0.0	3/9	11	0	0
2017	Pittsburgh	11	11	18	2	20	1.0	3.0	1/1	7	0	0
NFL TOTALS		101	92	316	73	389	3.0	8.0	20/232	108	4	4

Career Regular Season Special Teams Tackles (8): 8 in 2010.

Additional Statistics: Returned four kicks for 96 yards (24.0 average) in 2010; returned two punts for 18 yards (9.0 average) in 2016; blocked FG at Buffalo, 11/30/14; special-teams tackles – 8 in 2010.

Regular-Season Single-Game Highs:

Total Tackles: 13, vs. Houston, 11/16/14; **Solo Tackles:** 10, vs. Houston, 11/16/14; **Sacks:** 1.0, three times, last at Cleveland, 9/10/17; **Sack Yards:** 5.0, vs. Baltimore, 12/26/10; **Interceptions:** 2, two times, last vs. Baltimore, 9/18/16; **Interception Yards:** 62, at Pittsburgh, 10/17/10; TDs: 1, at Cincinnati, 11/17/13 (Andy Dalton, 29 yards). **Passes Defended:** 5, vs. Cincinnati, 9/11/11; **Forced Fumbles:** 1, four times, last vs. Indianapolis, 12/7/14; **Fumble Recoveries:** 1, four times, last vs. Tennessee 9/20/15.

POSTSEASON

Year	Team	GP	GS	T	AT	TOT	Sacks	Yds	Int/Yds	PD	FF	FR
2017	Pittsburgh	1	1	4	0	4	0.0	0.0	0/0	1	0	0
NFL TOTALS		1	1	4	0	4	0.0	0.0	0/0	1	0	0



Javon Hargrave *DT*

HEIGHT: 6-2

WEIGHT: 305

COLLEGE: South Carolina State

BORN: Feb. 7, 1993

BIRTHPLACE: Salisbury, N.C.

HOW ACQUIRED: D3 - '16 (#89)

NFL EXPERIENCE: 3rd year

79

PRO (30-24/4-4): Drafted by the Steelers in the third round (89th overall) of the 2016 NFL Draft.

2017 (16-12/1-1): Saw action in 16 contests with 12 starts during the regular season... finished the season with a career-high 32 tackles (21 solo) and tied a career high with 2.0 sacks... added one forced fumble and one pass defensed.

9/24 at Chicago: Sacked Chicago QB Mike Glennon for a loss of seven yards in the third quarter, his second of the season, matching his 2016 rookie season total.

10/8 vs. Jacksonville: Set a single-game career high with 10 tackles (4 solo).

12/10 vs. Baltimore: Recorded the first defensive forced fumble of his NFL career on the Ravens' first offensive possession.

COLLEGE Started all 47 games played at South Carolina State (2012-15)...totaled 200 tackles, 62.0 TFLs, 37.0 sacks, five forced fumbles and two fumble recoveries...was a two-time SBN Sports Mel Blount Defensive Player of the Year and Defensive Player of the Year in the Mid-Eastern Athletic Conference (2014-15)...in 2015, ranked fifth in the FCS with 22.0 TFLs...lead the MEAC Conference and finished third in the FCS with 16.0 sacks in 2014...earned second-team All-MEAC honors in 2013...majored in sports communication.

PERSONAL Attended North Roan High School (Spencer, N.C.)...earned four letters in football and basketball, and one in track...garnered all-state and all-county accolades in football, and he was named Defensive Player of the Year twice...was all-state in basketball, and was named Player of the Year as a junior, and was a member of the 2011 basketball state championship team...son of Yvette and Tim Bates...Full name: Javon DeAndre Hargrave.

Hargrave's 2017 Game-by-Game Statistics

Date	Opponent	GP	GS	T	AT	TOT	Sacks	Yds	Int/Yds	PD	FF	FR
9/10	at Cleveland	1	1	3	0	3	1.0	9.0	0/0	0	0	0
9/17	MINNESOTA	1	0	0	0	0	0.0	0.0	0/0	0	0	0
9/24	at Chicago	1	1	2	0	2	1.0	7.0	0/0	0	0	0
10/1	at Baltimore	1	1	0	1	1	0.0	0.0	0/0	0	0	0
10/8	JACKSONVILLE	1	1	4	6	10	0.0	0.0	0/0	0	0	0
10/15	at Kansas City	1	1	0	0	0	0.0	0.0	0/0	0	0	0
10/22	CINCINNATI	1	1	1	2	3	0.0	0.0	0/0	0	0	0
10/29	at Detroit	1	1	2	0	2	0.0	0.0	0/0	0	0	0
11/12	at Indianapolis	1	1	0	0	0	0.0	0.0	0/0	1	0	0
11/16	TENNESSEE	1	0	2	1	3	0.0	0.0	0/0	0	0	0
11/26	GREEN BAY	1	0	1	0	1	0.0	0.0	0/0	0	0	0
12/4	at Cincinnati	1	0	0	0	0	0.0	0.0	0/0	0	0	0
12/10	BALTIMORE	1	1	4	0	4	0.0	0.0	0/0	0	1	0
12/17	NEW ENGLAND	1	1	1	0	1	0.0	0.0	0/0	0	0	0
12/25	at Houston	1	1	0	1	1	0.0	0.0	0/0	0	0	0
12/31	CLEVELAND	1	1	1	0	1	0.0	0.0	0/0	0	0	0
SEASON TOTALS		16	12	21	11	32	2.0	16.0	0/0	1	1	0

POSTSEASON

1/14	JACKSONVILLE	1	1	1	0	1	0.0	0.0	0/0	0	0	0
------	--------------	---	---	---	---	---	-----	-----	-----	---	---	---

JAVON HARGRAVE

Hargrave's Career Totals

REGULAR SEASON

Year	Team	GP	GS	T	AT	TOT	Sacks	Yds	Int/Yds	PD	FF	FR
2016	Pittsburgh	15	13	18	9	27	2.0	17.0	0/0	0	0	1
2017	Pittsburgh	16	12	21	11	32	2.0	16.0	0/0	1	1	0
NFL TOTALS		31	25	39	20	57	4.0	33.0	0/0	1	1	1

Additional Statistics: Recovered a fumble in the end zone for his first defensive touchdown 11/20/16 at Cleveland.

Regular-Season Single-Game Highs:

Total Tackles: 10, vs. Jacksonville, 10/8/17; **Solo Tackles:** 4, three times, vs. Baltimore, 12/10/17; **Sacks:** 1.0, four times, at Chicago, 9/24/17; **Sack Yards:** 11.0, at Cleveland, 11/20/16; **Passes Defensed:** 1, at Indianapolis, 11/12/17; **Forced Fumbles:** 1, vs. Baltimore, 12/10/17; **Fumble Recoveries:** 1, at Cleveland 11/20/16.

POSTSEASON

Year	Team	GP	GS	T	AT	TOT	Sacks	Yds	Int/Yds	PD	FF	FR
2016	Pittsburgh	3	3	4	4	8	1.0	10.0	0/0	0	0	0
2017	Pittsburgh	1	1	1	0	1	0.0	0.0	0/0	0	0	0
NFL TOTALS		4	4	5	4	9	1.0	10.0	0/0	0	0	0



Jerald Hawkins OT

HEIGHT: 6-6

WEIGHT: 305

COLLEGE: LSU

BORN: Oct. 16, 1993

BIRTHPLACE: Baldwin, La.

HOW ACQUIRED: D4 - '16 (#123)

NFL EXPERIENCE: 3rd year

65

PRO (5-1/0-0): Placed on the Steelers' Reserve/Injured List on July 5, 2018...placed on the Steelers' Reserve/Injured List due to a shoulder injury on August 28, 2016...originally drafted by the Steelers in the fourth round (123rd overall) of the 2016 NFL Draft.

2017 (5-1/0-0): Saw action in five regular season games with one start.

12/4 at Cincinnati: Made the first start of his NFL career.

COLLEGE Started all 37 games played at LSU (25 at right tackle and 12 at left tackle), from 2013-15...in 2015, was a key member of the offensive line that paved the way for the SEC leading rushing offense (256.8 yards per game), and for LSU to generate a school bowl record 638 yards of total offense...in 2014, helped pave the way for 1,000-yard rusher Leonard Fournette, and totaled 43 knockdowns on the season...won the right tackle job during fall camp in 2013, as he went on to start

13 games during the season...majored in sports administration.

PERSONAL Attended West St. Marty High School (Baldwin, La.)...helped West St. Mary reach the postseason for the first time in several years, finishing with a 6-5 record in 2011...didn't allow a sack as a senior in 2011 as he recorded over 20 pancake blocks...on defense as a senior, recorded 70 total tackles, 35.0 TFLs, six forced fumbles, one safety and one fumble recovery...earned 2011 LSWA 2A All-State Honorable Mention honors for his play on both offense and defense...also participated in basketball, baseball and track and field throughout his high school career...won the Louisiana 2A state title in the shot put in 2011 with a toss of 52-9 ½...son of Theresa and the late Warren Hawkins...Full name: Jerald Lee Hawkins.

Hawkins' 2017 NFL Totals

Year	Team	GP	GS
2017	Pittsburgh	5	1
NFL TOTALS		5	1



Cameron Heyward *DT*

HEIGHT: 6-5
WEIGHT: 295
COLLEGE: Ohio State
BORN: May 6, 1989
BIRTHPLACE: Pittsburgh, Pa.

HOW ACQUIRED: D1 - '11 (#31)
NFL EXPERIENCE: 8th year



97

CAREER HIGHLIGHTS

Entering the 2018 season, has the third-most sacks (37.0) in team history among defensive linemen and eighth-most among all Steelers.

Led the team with a career-high 12.0 sacks in 2017—the first 10+ sack season by a Steeler since 2010 (James Harrison and LaMarr Woodley) and the third such season by a Pittsburgh defensive lineman (Keith Willis: 198—14.0 and 1986 12.0) since sacks became an official statistic in 1982.

Recorded six multi-sack games in his NFL regular season career, including four in 2017.

Led the team with 7.0 sacks in 2015.

Named the Steelers' Walter Payton Man of the Year in 2015.

In 2014, he became the team's first defensive lineman to lead or tie for the team lead in sacks since Aaron Smith (2004), totaling 7.5 sacks.

Recipient of the 2014 Pro Football Writers' "The Chief Award," which was established in honor of the Steelers' founder, Arthur J. Rooney, Sr., and is presented annually to the Steeler that best exemplifies the spirit of cooperation with the media.

Named to the 2018 Pro Bowl following the 2017 season.

Named AFC Defensive Player of the Week twice in 2017 (Weeks 4 and 12).

PRO (87-52/4-3): Placed on the Steelers' Reserve/Injured List due to a pectoral injury on November 19, 2016...signed a new six-year contract with the Steelers on July 16, 2015...originally drafted by the Steelers in the first round (31st overall) of the 2011 NFL Draft.

2017 (15-15/1-1): Named a defensive team captain for the third straight season...started all 15 of the regular season games he played in... finished the season with a career-high 12.0 sacks, 45 tackles (30 solo), 22 quarterback hits, 16 tackles for loss, two forced fumbles and one fumble recovery...recorded four multi-sack performances in 2017, tying for most in the league...his 12.0 quarterback takedowns tied for third-most among AFC defensive linemen and tied for 6th among all NFL defensive linemen in sacks in 2017.

10/1 at Baltimore: Named AFC Defensive Player of the Week...registered the third multi-sack game in his regular-season career, bringing down Baltimore QB Joe Flacco twice...credited with a forced fumble and fumble recovery in the second quarter giving

Pittsburgh the ball at the Baltimore 28-yard line – the third forced fumble and third fumble recovery of his NFL career.

10/29 at Detroit: Recorded the 30th sack of his NFL career—bringing down Detroit QB Matthew Stafford for an 11-yard loss in the first quarter—tying Brett Keisel for the third-most by a Steelers defensive lineman since sacks became an official statistic in 1982.

11/16 vs. Tennessee: Sacked Tennessee QB Marcus Mariota twice...broke a tie with Brett Keisel (30.0) for sole possession of the third-most sacks by a Steelers defensive lineman since sacks became official in 1982.

11/26 vs. Green Bay: Named AFC Defensive Player of the Week...registered the fifth game of his regular-season career with multiple sacks, sacking Green Bay QB Brett Hundley twice... added 6 tackles (3 solo), two tackles for losses and three quarterback hits...increased his 2017 sack total to 9.0 to establish a new single-season career high (7.5 in 2014)...surpassed Clark Haggans (32.0)

CAMERON HEYWARD

for the 10th-most sacks by a Steeler since sacks became an official statistic in 1982.

12/10 vs. Baltimore: Played in the 100th regular-season game of his NFL career – all with the Steelers.

12/25 at Houston: Was one of two Steelers with multiple sacks, bringing down Houston QB T.J. Yates for a 1-yard sack in the first quarter and recording a strip-sack of Yates in the second quarter... established a single-game high for sacks in the first half of a game with 2.0 (1.5 Dec. 21, 2014)...is the first Steelers defensive lineman to record at least 2.0 sacks in the first half of a game since Nov. 9, 2009 (Brett Keisel at Denver)...surpassed Lawrence Timmons and Kevin Greene (35.5) for the eighth-most sacks by a Steeler since sacks became an official statistic in 1982...forced a fumble on his second sack that was recovered by linebacker Bud Dupree in the second quarter.

COLLEGE Started 46-of-52 games at Ohio State (2007-10)...recorded 163 tackles, 37.5 TFLs, 15.0 sacks and six quarterback pressures...recovered two fumbles, including one in the end zone for a touchdown...had one interception, and he returned it 80 yards, which ranked at

the time as the seventh-longest return by a Buckeye in school history and the longest interception return by a defensive lineman...also caused two fumbles...earned first-team All-Big Ten Conference honors and the Bill Willis Award, given by the OSU coaches to the team's Outstanding Defensive Player in 2010...in 2009, earned All-Big Ten Conference second team honors and was the recipient of the Jack Stephenson Award, given by the coaching staff to the team's Outstanding Defensive Lineman... earned Freshman All-American honors from Rivals.com, Scout.com and The Sporting News in 2007... majored in human development.

PERSONAL Attended Peachtree Ridge High School (Suwanee, Ga.)...a scholar-athlete, was named the 2006 Georgia Class 5A Defensive Player of the Year, helping Peachtree Ridge capture the state championship that season as a senior...totaled 88 tackles and 11.0 sacks during his senior campaign...son of former NFL and University of Pittsburgh running back Craig "Ironhead" Heyward and Charlotte Heyward-Blackwell... Cameron's stepfather, Cory Blackwell, played football at Wisconsin...married to Allie...the couple has one son, Callen Grey, and a daughter, Chloe... started his foundation, "The Heyward House" in May of 2015...Full name: Cameron Phillips Heyward.

Heyward's 2017 Game-by-Game Statistics

Date	Opponent	GP	GS	T	AT	TOT	Sacks	Yds	Int/Yds	PD	FF	FR
9/10	at Cleveland	1	1	1	2	3	1.0	4.0	0/0	0	0	0
9/17	MINNESOTA	1	1	2	4	6	0.0	0.0	0/0	0	0	0
9/24	at Chicago	1	1	3	0	3	0.0	0.0	0/0	0	0	0
10/1	at Baltimore	1	1	3	1	4	2.0	14.0	0/0	0	1	1
10/8	JACKSONVILLE	1	1	1	1	2	0.0	0.0	0/0	0	0	0
10/15	at Kansas City	1	1	2	0	2	0.0	0.0	0/0	0	0	0
10/22	CINCINNATI	1	1	4	0	4	1.0	1.0	0/0	0	0	0
10/29	at Detroit	1	1	3	0	3	1.0	11.0	0/0	0	0	0
11/12	at Indianapolis	1	1	1	1	2	0.0	0.0	0/0	0	0	0
11/16	TENNESSEE	1	1	2	1	3	2.0	23.0	0/0	0	0	0
11/26	GREEN BAY	1	1	3	3	6	2.0	7.0	0/0	0	0	0
12/4	at Cincinnati	1	1	1	0	1	1.0	0.0	0/0	1	0	0
12/10	BALTIMORE	1	1	0	1	1	0.0	0.0	0/0	1	0	0
12/17	NEW ENGLAND	1	1	1	0	1	1.0	8.0	0/0	1	0	0
12/25	at Houston	1	1	3	1	4	2.0	3.0	0/0	0	1	0
12/31	CLEVELAND											
INACTIVE												
SEASON TOTALS		15	15	30	15	45	12.0	71.0	0/0	3	2	1
POSTSEASON												
1/14	JACKSONVILLE	1	1	1	0	1	0.0	0.0	0/0	0	0	0
POSTSEASON TOTALS		1	1	1	0	1	0.0	0.0	0/0	0	0	0

Heyward's Career Totals**REGULAR SEASON**

Year	Team	GP	GS	T	AT	TOT	Sacks	Yds	Int/Yds	PD	FF	FR
2011	Pittsburgh	16	0	6	3	9	1.0	8.0	0/0	1	1	0
2012	Pittsburgh	16	0	17	5	22	1.5	5.0	0/0	0	0	0
2013	Pittsburgh	16	13	45	18	63	5.0	41.0	0/0	7	0	1
2014	Pittsburgh	16	16	38	17	55	7.5	47.0	0/0	4	0	0
2015	Pittsburgh	16	16	39	15	54	7.0	35.0	0/0	2	1	0
2016	Pittsburgh	7	7	17	4	20	3.0	16.0	0/0	4	0	1
2017	Pittsburgh	15	15	30	15	45	12.0	71.0	0/0	3	2	1
NFL TOTALS		102	67	177	86	263	37.0	223.0	0/0	21	4	3

Additional Statistics: Has two blocked field goals, 11/1/15 vs. Cincinnati and 12/4/11 vs. Cincinnati...blocked an extra point 11/29/15 at Seattle.

Regular-Season Single-Game Highs:

Total Tackles: 10, vs. Miami; 12/8/13; **Solo Tackles:** 7, three times, last vs. Kansas City, 10/2/16; **Sacks:** 3.0, vs. Kansas City, 10/2/16; **Sack Yards:** 23.0, vs. Tennessee, 11/16/17; **Passes Defensed:** 2, three times, last vs. Kansas City, 10/2/16; **Forced Fumbles:** 1, four times, at Houston, 12/25/17; **Fumble Recoveries:** 1, three times, last at Baltimore, 10/1/17.

POSTSEASON

Year	Team	GP	GS	T	AT	TOT	Sacks	Yds	Int/Yds	PD	FF	FR
2011	Pittsburgh	1	0	3	0	3	0.0	0.0	0/0	0	0	0
2014	Pittsburgh	1	1	2	0	2	0.0	0.0	0/0	0	0	0
2015	Pittsburgh	2	2	1	0	1	1.0	11.0	0/0	0	1	0
2016	Pittsburgh	RESERVE/INJURED LIST										
2017	Pittsburgh	1	1	1	0	1	0.0	0.0	0/0	0	0	0
NFL TOTALS		5	4	7	0	7	1.0	11.0	0/0	0	1	0

**Darrius Heyward-Bey** *WR***HEIGHT:** 6-2**WEIGHT:** 210**COLLEGE:** Maryland**BORN:** Feb. 26, 1987**BIRTHPLACE:** Silver Spring, Md.**HOW ACQUIRED:** UFA - '14
(from Indianapolis)**NFL EXPERIENCE:** 10th year**88**

PRO (114-69/7-2): Signed a three-year contract with the Steelers on March 7, 2016...re-signed a one-year contract with the Steelers on March 26, 2015...signed a one-year contract with the Steelers as an unrestricted free agent (from Indianapolis) on April 2, 2014...signed a one-year contract with the Indianapolis Colts on April 1, 2013...released by the Raiders on March 12, 2013...originally drafted by the Oakland Raiders in first round (seventh overall) of the 2009 NFL Draft.

2017 (16-0/1-0): Saw action in all 16 games during the regular season...participated mostly on special teams...caught two passes for 47 yards.

9/10 at Cleveland: Recorded 1 special teams tackle.

10/22 vs. Cincinnati: Caught a pass from S Robert Golden for a 44-yard gain on a fake punt conversion in the fourth quarter.

12/31 at Cleveland: Scored the second rushing touchdown of his NFL career, 18th overall, on a 29-yard reverse...has a rushing touchdown in back-to-back seasons (Oct. 16, 2016 at Miami: 60 yards).

COLLEGE Appeared in 38 games at Maryland (2005-08), starting 35...finished his career ranked second in school history with 2,089 receiving yards and third in school history with 138 receptions...his 13 career touchdown receptions ranked third on the school's all-time list and his four 100-yard receiving performances tied for sixth in school annals...finished his career ranked 17th in

DARRIUS HEYWARD-BEY

school history with 2,403 all-purpose yards despite never returning a punt or a kickoff...caught at least one pass in 34 of his 38 collegiate contests... earned honorable mention all-ACC honors from the AP/ACSMA in 2008...was an honorable mention All-America choice at wide receiver by Pro Football Weekly in 2007...earned second-team all-ACC honors, and he also earned first-team Freshman All-America honors from The Sporting News and Rivals.com, in addition to being named to the all-Freshman ACC team by The Sporting News...majored in American studies.

PERSONAL Graduate of McDonogh High School (Owings Mills, Md.)...was a three-year letter winner and two-year starter at wide receiver and outside linebacker...finished with 47 receptions for 821 yards with 10 touchdowns as a senior, earning consensus first-team all-state honors...caught 40 passes for 802 yards with 12 touchdowns as a junior, earning all-area and all-conference honors...named All-American by Prep-Star and SuperPrep...also ran track, placing fifth at nationals as a junior and was MIAA champ in the 100 and 200 meters...son of Vivian Heyward-Bey... Full name: Darrius Ramar Heyward-Bey.

Heyward-Bey's 2017 Game-by-Game Statistics

Date	Opponent	GP	GS	RECEIVING					RUSHING					
				Rec	Yds	Avg	Lg	TD	No	Yds	Avg	Lg	TD	
9/10	at Cleveland	1	0	0	0	0.0	0	0	0	0	0	0.0	0	0
9/17	MINNESOTA	1	0	0	0	0.0	0	0	0	0	0	0.0	0	0
9/24	at Chicago	1	0	0	0	0.0	0	0	0	0	0	0.0	0	0
10/1	at Baltimore	1	0	0	0	0.0	0	0	0	1	3	3.0	3	0
10/8	JACKSONVILLE	1	0	0	0	0.0	0	0	0	0	0	0.0	0	0
10/15	at Kansas City	1	0	0	0	0.0	0	0	0	0	0	0.0	0	0
10/22	CINCINNATI	1	0	1	44	44.0	44	0	0	0	0	0.0	0	0
10/29	at Detroit	1	0	0	0	0.0	0	0	0	0	0	0.0	0	0
11/12	at Indianapolis	1	0	0	0	0.0	0	0	0	0	0	0.0	0	0
11/16	TENNESSEE	1	0	0	0	0.0	0	0	0	0	0	0.0	0	0
11/26	GREEN BAY	1	0	0	0	0.0	0	0	0	0	0	0.0	0	0
12/4	at Cincinnati	1	0	0	0	0.0	0	0	0	0	0	0.0	0	0
12/10	BALTIMORE	1	0	0	0	0.0	0	0	0	0	0	0.0	0	0
12/17	NEW ENGLAND	1	0	1	3	3.0	3	0	0	0	0	0.0	0	0
12/25	at Houston	1	0	0	0	0.0	0	0	0	0	0	0.0	0	0
12/31	CLEVELAND	1	0	0	0	0.0	0	0	0	1	29	29.0	29	1
SEASON TOTALS		16	0	2	47	23.5	44	0	2	32	16.0	29	29	1
STEELERS TOTALS		58	5	32	508	15.8	66	4	3	92	30.7	60t	2	

POSTSEASON

1/14	JACKSONVILLE	1	0	0	0	0.0	0.0	0	0	0	0	0.0	0	0
POSTSEASON TOTALS		1	0	0	0	0.0	0.0	0	0	0	0.0	0	0	0

Heyward-Bey's Career Totals

REGULAR SEASON

Date	Opponent	GP	GS	RECEIVING					RUSHING				
				Rec	Yds	Avg	Lg	TD	No	Yds	Avg	Lg	TD
2009	Oakland	11	11	9	124	13.8	24	1	2	19	9.5	20	0
2010	Oakland	15	14	26	366	14.1	69t	1	4	48	12.0	30	0
2011	Oakland	15	14	64	975	15.2	58	4	0	0	0.0	0	0
2012	Oakland	15	14	41	606	14.8	59	5	2	16	8.0	20	0
2013	Indianapolis	16	11	29	309	10.7	27	1	3	26	8.7	30	0
2014	Pittsburgh	16	1	3	33	11.0	17	0	0	0	0.0	0	0
2015	Pittsburgh	16	4	21	314	15.0	66	2	0	0	0.0	0	0
2016	Pittsburgh	10	0	6	114	19.0	46	2	1	60	60.0	60t	1
2017	Pittsburgh	16	0	2	47	23.5	44	0	2	32	16.0	29	1
STEELERS TOTALS		58	5	32	508	15.8	66	4	3	92	30.7	60t	2
NFL TOTALS		130	69	201	2,888	14.4	69t	16	14	201	14.4	60t	2

Career Regular-Season Special Teams Tackles (16): 2 in '13, 5 in '14, 4 in '15, 1 in '16 and 6 in '17.

Heyward-Bey's Career Totals (Continued)*Regular-Season Single-Game Highs:*

Receptions: 9, vs. San Diego, 1/1/12; **Receiving Yards:** 155, vs. Detroit, 12/18/11; **Receiving Avg. (Min. 4 Rec.):** 28.8, vs. New England, 10/2/11; **Receiving Long:** 69t, vs. Seattle, 10/31/10; **Receiving Touchdowns:** 1, 14 times, last time vs. Baltimore, 10/1/15; **25+ Yard Receptions:** 3, vs. Detroit, 12/18/11; **Rushing Attempts:** 1, 12 times, last at Miami, 10/16/16; **Rushing Yards:** 60, at Miami, 10/16/16; **Rushing Long:** 60t, at Miami, 10/16/16.

POSTSEASON

Date	Opponent	GP	GS	RECEIVING					TD	RUSHING				
				Rec	Yds	Avg	Lg	TD		No	Yds	Avg	Lg	TD
2013	Indianapolis	1	0	0	0	0.0	0	0	0	0	0.0	0	0	
2014	Pittsburgh	1	0	1	6	6.0	6	0	0	0	0.0	0	0	
2015	Pittsburgh	2	1	2	64	32.0	58	0	0	0	0.0	0	0	
2016	Pittsburgh	3	1	1	10	10.0	10	0	0	0	0.0	0	0	
2017	Pittsburgh	1	0	0	0	0.0	0.0	0	0	0	0.0	0	0	
STEELERS TOTALS		7	2	4	80	20.0	58	0	0	0	0.0	0	0	
NFL TOTALS		8	2	4	80	20.0	58	0	0	0	0.0	0	0	

Career Postseason Special Teams Tackles (3): 1 in '13, 1 in '14 and 1 in '16.

**Mike Hilton CB****HEIGHT:** 5-9**WEIGHT:** 184**COLLEGE:** Mississippi**BORN:** March 9, 1994**BIRTHPLACE:** Fayetteville, Ga.**HOW ACQUIRED:** FA – '16**NFL EXPERIENCE:** 2nd year**28**

PRO (16-4-1-0): Signed a one-year extension with the Steelers on January 16, 2018... signed a Reserve/Future contract with the Steelers on January 24, 2017...signed to the Steelers' practice squad on December 13, 2016...released by the Patriots on September 13, 2016...signed to the New England Patriots' practice squad September 6, 2016...released by the Jaguars on August 29, 2016...originally signed with the Jacksonville Jaguars as an undrafted rookie free agent on May 1, 2016.

2017 (16-4-1-0): Saw action in all 16 regular season games with four starts...recorded 54 tackles, 4.0 sacks, 10 tackles for loss, two interceptions, eight quarterback hits and one forced fumble...was the only defensive back to produce 3.0 sacks in a single game – only one other defensive back produced a multi-sack game in 2017 (Eddie Pleasant, 11/5/17 vs. Indianapolis).

9/10 at Cleveland: Made his NFL debut.

9/17 vs. Minnesota: Made the first start of his NFL career and tied for the team lead in tackles with 8 (5 solo) and a quarterback hit.

10/1 at Baltimore: Tallied the first sack and interception of his NFL career, a 6-yard takedown of Baltimore QB Joe Flacco, in the third quarter, and picked off Flacco in the fourth quarter.

11/16 vs. Tennessee: Picked off Tennessee QB Marcus Mariota on the Titans' first offensive possession of the game – the second interception of his NFL career and of the season.

12/25 at Houston: Named AFC Defensive Player of the Week...set a single-game career high with 3.0 sacks and added 6 tackles (all solo)...his first sack of Houston QB T.J. Yates, a 6-yard loss, forced a three-and-out on the Texans' first possession of the game...is the third Steelers defensive back with 3.0 sacks in a game since the statistic became official in 1982, joining Troy Polamalu (Sept. 18, 2005 at Houston) and Carnell Lake (Nov. 30, 1997 at Arizona).

MIKE HILTON

COLLEGE Was a four-year letterman at Mississippi (2012-15)...played every position in the secondary...was a second-team All-SEC selection at safety as a senior in 2015, and was a semifinalist for the Jim Thorpe Award...named the team's Most Valuable Senior by the Jackson Touchdown Club...led the team with 71 tackles as a junior in 2014...majored in general studies.

PERSONAL Attended Sandy Creek High School (Sandy Creek, Ga.)...helped lead team to a 12-1 record and to the state playoffs as a senior...was an honorable mention Class AAA All-State honoree as a senior...broke the school record with nine interceptions as a junior...son of Michael and Cynthia Hilton...Full name: Michael Hilton.

Hilton's 2017 Game-by-Game Statistics

Date	Opponent	GP	GS	T	AT	TOT	Sacks	Yds	Int/Yds	PD	FF	FR
9/10	at Cleveland	1	0	2	0	2	0.0	0.0	0/0	0	0	0
9/17	MINNESOTA	1	1	5	3	8	0.0	0.0	0/0	0	0	0
9/24	at Chicago	1	0	1	0	1	0.0	0.0	0/0	0	0	0
10/1	at Baltimore	1	0	3	0	3	1.0	6.0	1/19	1	0	0
10/8	JACKSONVILLE	1	0	1	0	1	0.0	0.0	0/0	0	0	0
10/15	at Kansas City	1	0	2	2	4	0.0	0.0	0/0	0	0	0
10/22	CINCINNATI	1	0	2	2	4	0.0	0.0	0/0	0	0	0
10/29	at Detroit	1	0	2	1	3	0.0	0.0	0/0	0	0	0
11/12	at Indianapolis	1	0	3	0	3	0.0	0.0	0/0	0	0	0
11/16	TENNESSEE	1	1	3	2	5	0.0	0.0	1/26	1	0	0
11/26	GREEN BAY	1	1	3	1	4	0.0	0.0	0/0	0	0	0
12/4	at Cincinnati	1	1	2	0	2	0.0	0.0	0/0	1	0	0
12/10	BALTIMORE	1	1	0	0	0	0.0	0.0	0/0	0	0	0
12/17	NEW ENGLAND	1	0	4	0	4	0.0	0.0	0/0	2	0	0
12/25	at Houston	1	0	6	0	6	3.0	28.0	0/0	0	1	0
12/31	CLEVELAND	1	0	3	1	4	0.0	0.0	0/0	1	0	0
SEASON TOTALS		16	4	42	12	54	4.0	34.0	2/45	6	1	0

POSTSEASON

1/14	JACKSONVILLE	1	0	0	0	0	0.0	0.0	0/0	0	0	0
------	--------------	---	---	---	---	---	-----	-----	-----	---	---	---

Hilton's Career Totals

REGULAR SEASON

Year	Team	GP	GS	T	AT	TOT	Sacks	Yds	Int/Yds	PD	FF	FR
2017	Pittsburgh	16	4	42	12	54	4.0	34.0	2/45	6	1	0
NFL TOTALS		16	4	42	12	54	4.0	34.0	2/45	6	1	0

Career Regular-Season Special Teams Tackles (10): 10 in '17.

Regular-Season Single-Game Highs:

Total Tackles: 8, vs. Minnesota, 9/17/17; **Solo Tackles:** 6, at Houston, 12/25/17; **Sacks:** 3.0, at Houston, 12/25/17; **Sack Yards:** 28.0, at Houston, 12/25/17; **Interceptions:** 1, twice, vs. Tennessee, 11/16/17; **Interception Yards:** 26, vs. Tennessee, 11/16/17; **Passes Defended:** 2, vs. New England, 12/17/17; **Forced Fumbles:** 1, at Houston, 12/25/17; **Fumble Recoveries:** N/A.

POSTSEASON

Year	Team	GP	GS	T	AT	TOT	Sacks	Yds	Int/Yds	PD	FF	FR
2017	Pittsburgh	1	0	0	0	0	0.0	0.0	0/0	0	0	0
NFL TOTALS		1	0	0	0	0	0.0	0.0	0/0	0	0	0

Career Postseason Special Teams Tackles (2): 2 in '17.



Lavon Hooks *DE*

HEIGHT: 6-3

WEIGHT: 312

COLLEGE: Mississippi

BORN: Jan. 23, 1992

BIRTHPLACE: Atlanta, Ga.

HOW ACQUIRED: FA - '17

NFL EXPERIENCE: 1st year

65

PRO (0-0/0-0): Inked a Reserve/Future contract with Pittsburgh on January 16, 2018...signed to the Steelers' practice squad on September 3, 2017...released by Pittsburgh on September 2, 2017...signed a contract with the Steelers on February 3, 2017...released by the Steelers on September 3, 2016...signed by the Steelers on February 16, 2016...released by the Steelers on September 3, 2016...signed by the Steelers on February 16, 2016...released by the Packers on August 31, 2015...originally signed with the Green Bay Packers as an undrafted rookie free agent on May 8, 2015.

2017 (0-0): Spent the entire season on the team's practice squad.

COLLEGE Lettered two seasons at Mississippi (2013-14), appearing in 24 games with two starts...totaled 27 tackles, 9.0 TFLs and 3.0

sacks...also attended Northeast Mississippi Community College (2011-12)...earned NJCAA honorable mention All-America honors, and was selected first-team all-state and All-Region XXIII and the state's Most Valuable Defensive Lineman by the MACJC as a sophomore...also played basketball at Northeast, leading the conference in rebounding as a freshman...spent his first semester of junior college playing basketball for Marion Military Institute (Marion, Ala.)...majored in general studies at Mississippi.

PERSONAL Attended Meadowbrook High School (Norcross, Ga.), playing football and basketball his junior and senior seasons...earned two letters as a wide receiver...also averaged 18.0 points and 12.0 rebounds as a senior for the basketball squad...also attended Brookwood High School (Snellville, Ga.), playing football and basketball his freshman and sophomore seasons...son of Lester and Dora Hooks...Full name: Lavon Marquis Hooks.



Farrington Huguenin *LB*

HEIGHT: 6-4

WEIGHT: 268

COLLEGE: Kentucky

BORN: May 8, 1992

BIRTHPLACE: Columbia, S.C.

HOW ACQUIRED: FA - '17

NFL EXPERIENCE: 1st year

41

PRO (0-0/0-0): Signed a Reserve/Future contract with the Steelers on January 15, 2018...joined the Steelers' practice squad on September 3, 2017...released by the Steelers on September 2, 2017.....signed a Reserve/Future contract with the Steelers on January 27, 2017...released by the Dolphins on August 23, 2016...originally signed with the Miami Dolphins as an undrafted rookie free agent on May 6, 2016.

2017 (0-0/0-0): Spent the entire 2017 season on the Steelers' practice squad.

COLLEGE Played in 48 career games with 14 starts during his time at Kentucky

(2012-15)...registered 95 tackles, 1.5 sacks, recovered two fumbles, recorded three pass breakups and blocked two kicks in his career...tallied 52 tackles with 1.5 sacks in his most-productive year as a senior in 2015...majored in communications.

PERSONAL Prepped at North Carolina Tech Preparatory Christian Academy (Charlotte, N.C.) in 2010...notched 17.0 sacks during the season...totaled 121 tackles and 4.0 sacks as a senior at Dreher High School (Columbia, S.C.)...tallied 82 tackles and 11.0 sacks as a junior...also participated in wrestling and track and field...son of Valerie and Lawrence Huguenin.



Justin Hunter *WR*

HEIGHT: 6-4

WEIGHT: 203

COLLEGE: Tennessee

BORN: May 20, 1991

BIRTHPLACE: Virginia Beach, Va.

HOW ACQUIRED: UFA – '17 (from Buffalo)

NFL EXPERIENCE: 6th year

11

PRO (48-18/0-0): Signed a one-year contract with the Steelers on April 5, 2018...signed a one-year contract with the Steelers as an unrestricted free agent (from Buffalo) on March 15, 2017...acquired by the Bills off waivers (from Miami) on September 30, 2016...released by the Dolphins on September 29, 2016...acquired off waivers by the Miami Dolphins (from Tennessee) on September 4, 2016...released by the Titans on September 2, 2016...placed on the Titans' Reserve/Injured List due to an ankle injury on November 16, 2015...placed on the Titans' Reserve/Injured List due to a spleen injury on December 2, 2014...originally drafted by the Tennessee Titans in the second round (34th overall) of the 2013 NFL Draft.

2017 (7-1): Saw action in seven games with one start...recorded four catches for 23 yards and one touchdown.

10/1 at Baltimore: Made his Steelers debut.

10/29 at Detroit: Made his first start as a Steeler.

12/25 at Houston: Scored his first touchdown as a Steeler on a 5-yard pass from QB Ben Roethlisberger in the first quarter, increasing his career touchdown catch total to 13.

COLLEGE Appeared in 28 games with 17 starts at Tennessee (2010-12)...totaled 106 receptions for 1,812 yards with 18 receiving touchdowns...his 1,812 receiving yards ranked 11th on the school's career list at the time...at the time,

his eight 100-yard receiving performances tied for third all-time by a Volunteer...his 18 touchdown catches tied for fifth on the school's career charts at the time...returned to action as a junior in 2012, named All-SEC by CBSSports.com, second-team All-SEC by the league's coaches and the AP and was named an All-American by Pro Football Weekly...as a sophomore in 2011, suffered a season-ending ACL injury and missed the remainder of the season...played in 13 games with a pair of starts as a freshman in 2010...broke Tennessee's freshman record for receiving touchdowns (7) and tied for first among all NCAA FBS freshmen receivers...as a freshman, earned All-SEC Freshman Team honors by the Coaches...also as a freshman, earned SEC Indoor All-Freshman Team honors, and was named a First-Team All-American by the U.S. Track & Field and Cross Country Coaches Association, as he set the Tennessee freshman record with a long jump measuring 26-feet-1½-inches...majored in sociology.

PERSONAL Attended Ocean Lake High School (Virginia Beach, Va.)...tallied 46 receptions for 714 yards with nine touchdowns as a senior, earning Virginia High School Coaches AAA All-State honors...as a junior in 2008, caught 34 passes for 545 yards with 13 touchdowns...won the long jump junior portion of 2010 USA Outdoor Championships with a leap of 25-feet-10¾-inches and qualified for IAAF World Junior Championships...won the Virginia Class AAA state championship in the high jump and long...son of Gloria Hunter and Michael Clark...has two sons, Braylon and Justin Jr....Full name: Justin Scott Hunter.

Hunter's 2017 Game-by-Game Statistics

Date	Opponent	GP	GS	RECEIVING			Lg	TD	RUSHING				
				Rec	Yds	Avg			No	Yds	Avg	Lg	TD
9/10	at Cleveland												
9/17	MINNESOTA												
9/24	at Chicago												
10/1	at Baltimore	1	0	1	5	5.0	5	0	0	0.0	0	0	
10/8	JACKSONVILLE	1	0	1	6	6.0	6	0	0	0.0	0	0	
10/15	at Kansas City												
10/22	CINCINNATI												
10/29	at Detroit	1	1	1	7	7.0	7	0	0	0.0	0	0	

Hunter's 2017 Game-by-Game Statistics (Continued)

Date	Opponent	GP	GS	RECEIVING				RUSHING						
				Rec	Yds	Avg	Lg	TD	No	Yds	Avg	Lg	TD	
11/12	at Indianapolis													
INACTIVE														
11/16	TENNESSEE													
DID NOT PLAY														
11/26	GREEN BAY	1	0	0	0	0.0	0	0	0	0	0.0	0	0	
12/4	at Cincinnati													
DID NOT PLAY														
12/10	BALTIMORE	1	0	0	0	0.0	0	0	0	0	0.0	0	0	
12/17	NEW ENGLAND													
INACTIVE														
12/25	at Houston	1	0	1	5	5.0	5t	1	0	0	0.0	0	0	
12/31	CLEVELAND	1	0	0	0	0.0	0	0	0	0	0.0	0	0	
SEASON TOTALS		7	1	4	23	5.8	7	1	0	0	0.0	0	0	
NFL TOTALS		55	19	82	1,328	16.2	75t	13	0	0	0.0	0	0	

POSTSEASON

1/14 JACKSONVILLE

INACTIVE**POSTSEASON TOTALS****INACTIVE****Hunter's Career Totals**

Date	Opponent	GP	GS	RECEIVING				RUSHING					
				Rec	Yds	Avg	Lg	TD	No	Yds	Avg	Lg	TD
2013	Tennessee	14	0	18	354	19.7	57	4	0	0	0.0	0	0
2014	Tennessee	12	8	28	498	17.8	75t	3	0	0	0.0	0	0
2015	Tennessee	9	5	22	264	12.0	29	1	0	0	0.0	0	0
2016	Miami/Buffalo	13	5	10	189	18.9	64	4	0	0	0.0	0	0
NFL TOTALS		48	18	78	1,305	16.7	75t	12	0	0	0.0	0	0

Regular-Season Single-Game Highs:

Receptions: 6, at Oakland, 11/24/13; **Receiving Yards:** 114, at Denver, 12/8/13; **Receiving Avg. (Min. 4 Rec.):** 28.5, at Denver, 12/8/13; **Receiving Long:** 75t, vs. Cleveland, 10/5/14; **Receiving Touchdowns:** 1, 12 times, last time vs. Jacksonville, 11/27/16; **25+ Yard Receptions:** 2, at Denver, 12/8/13.

**Jesse James TE****HEIGHT:** 6-7**WEIGHT:** 261**COLLEGE:** Penn State**BORN:** June 4, 1994**BIRTHPLACE:** Glassport, Pa.**HOW ACQUIRED:** D5 - '15 (#160)**NFL EXPERIENCE:** 4th year**81**

PRO (40-29-6-3): Drafted by the Steelers in the fifth round (160th overall) of the 2015 NFL Draft.

2017 (16-14-1-1): Saw action in all 16 games with 14 starts during the regular season... set career highs in receptions (43) and receiving yards (372) in 2017...tied a career-high with three touchdown receptions.

9/10 at Cleveland: Caught six passes for 41 yards with two touchdown catches...posted the first career multi-touchdown game of his NFL career – catching a four-yard scoring pass from QB Ben Roethlisberger in the second quarter to give the Steelers a 14-7

lead and a two-yard strike from Roethlisberger in the third quarter...his multi-touchdown game marked the 10th such game by a Steelers tight end since 1960 and the first since 2012 (Heath Miller, Sept. 23, 2012 at Oakland).

10/29 at Detroit: Caught two passes for 42 yards, including a career-long reception of 32 yards from QB Ben Roethlisberger in the second quarter.

11/16 vs. Tennessee: Caught five passes for 21 yards, including a one-yard touchdown pass from QB Ben Roethlisberger in the fourth quarter, matching a single-season career high of three touchdown receptions (2016).

JESSE JAMES

12/10 vs. Baltimore: Set single-game career highs in receptions (10) and receiving yards (97) – the first 10-catch game by a Steelers tight end since Dec. 13, 2015 (Heath Miller).

COLLEGE Started 31-of-33 games at Penn State (2012-14)...recorded 78 receptions for 1,005 yards with 11 touchdowns...his 11 career touchdown catches are the most by a tight end in Penn State history, which broke a tie with College Football Hall of Famer Ted Kwalick...in 2014, was named first-team All-Big Ten...in 2012, led the offense with an 18.4 yards per catch average and tied the single-season team record by a tight end with five receiving touchdowns...majored in kinesiology.

PERSONAL Attended South Allegheny High School (McKeesport, Pa.)...was a two-time second-team all-state performer and earned first-team honors twice...named All-Century Conference at tight end as a junior and senior, after racking up 71 catches for 1,030 yards with 10 touchdowns during his final two seasons... was selected as a team captain during each of his final three years at South Allegheny...invited to play in the Semper-Fidelis All-American game and was named to the 2011 Pittsburgh Post-Gazette Fabulous 22...son of Rick and Susan James...Full name: Jesse Dylan James.

James' 2017 Game-by-Game Statistics

Date	Opponent	GP	GS	Rec	Yds	Avg	Lg	TD
9/10	at Cleveland	1	1	6	41	6.8	19	2
9/17	MINNESOTA	1	1	4	27	6.8	12	0
9/24	at Chicago	1	1	2	19	9.5	14	0
10/1	at Baltimore	1	0	3	40	13.3	18	0
10/8	JACKSONVILLE	1	1	3	24	8.0	15	0
10/15	at Kansas City	1	1	0	0	0.0	0	0
10/22	CINCINNATI	1	1	0	0	0.0	0	0
10/29	at Detroit	1	1	2	42	21.0	32	0
11/12	at Indianapolis	1	0	0	0	0.0	0	0
11/16	TENNESSEE	1	1	5	21	4.2	11	1
11/26	GREEN BAY	1	1	3	32	10.7	17	0
12/4	at Cincinnati	1	1	1	13	13.0	13	0
12/10	BALTIMORE	1	1	10	97	9.7	18	0
12/17	NEW ENGLAND	1	1	2	7	3.5	6	0
12/25	at Houston	1	1	0	0	0.0	0	0
12/31	CLEVELAND	1	1	2	9	4.5	7	0
SEASON TOTALS		16	14	43	372	8.7	32	3

POSTSEASON

1/14	JACKSONVILLE	1	0	1	12	12.0	12	0
POSTSEASON TOTALS		1	0	1	12	12.0	12	0

James' Career Totals

REGULAR SEASON

Year	Team	GP	GS	Rec	Yds	Avg	Lg	TD
2015	Pittsburgh	8	2	8	56	7.0	20	1
2016	Pittsburgh	16	13	39	338	8.7	24	3
2017	Pittsburgh	16	14	43	372	8.7	32	3
NFL TOTALS		40	29	90	766	8.5	32	7

Regular-Season Single-Game Highs:

Receptions: 10, vs. Baltimore, 12/10/17; Receiving Yards: 97, vs. Baltimore, 12/10/17; Receiving Avg. (Min. 4 Rec.): 14.8, vs. Dallas, 11/13/16; Receiving Long: 32, at Detroit, 10/29/17; Receiving Touchdowns: 2, at Cleveland, 9/10/17; 25+ Yard Receptions: 1, at Detroit, 10/29/17.

POSTSEASON

Year	Team	GP	GS	Rec	Yds	Avg	Lg	TD
2015	Pittsburgh	2	0	1	22	22.0	22	0
2016	Pittsburgh	3	3	11	137	12.5	26	0
2017	Pittsburgh	1	0	1	12	12.0	12	0
NFL TOTALS		6	3	13	171	13.2	26	0



Landry Jones *QB*

HEIGHT: 6-4

WEIGHT: 225

COLLEGE: Oklahoma

BORN: April 4, 1989

BIRTHPLACE: Artesia, N.M.

HOW ACQUIRED: D4b - '13 (#115)

NFL EXPERIENCE: 6th year

3

PRO (18-5/1-0): Re-signed a two-year contract with the Steelers on March 9, 2017...originally drafted by the Steelers with their second of two selections in the fourth round (115th overall) of the 2013 NFL Draft.

2017 (3-1/0-0): Saw action in three games with one start.

12/31 vs. Cleveland: Made the fifth start of his NFL career, appearing in his 18th game...completed 23-of-27 passes for 239 yards with one touchdown and an interception for a 100.5 passer rating...his 85.2 completion percent marked the second-highest efficient passing game in team history since 1960 (min. 20 passing attempts).

COLLEGE Started 50-of-52 games at Oklahoma (2009-12), setting the school position record with 48 consecutive starts...shattered school and Big 12 Conference career-records and placed himself high on the NCAA Football Bowl Subdivision record charts with 1,388 completions of 2,183 passes (63.58%) for 16,646 yards with 123 touchdowns...added three rushing touchdowns...amassed 16,271 yards of total offense and was responsible for 126 touchdowns...his passing yardage total ranked third in NCAA annals at the time he left Oklahoma...his 123 are the most in school history...his 16,271 yards of total offense ranked third in college football history at the time of his departure...his 2,315 total plays and his 2,183 pass attempts are Big 12 records...his 1,388 pass completions bettered the previous school career record and rank second in Big 12 history...in 2012, earned All-Big 12 Conference second-team accolades from the Associated Press and The NFL Draft Report, in addition to being named an honorable

mention by the league's coaches...was an All-Big 12 first-team pick by The NFL Draft Report in 2011...in 2010, won the Sammy Baugh Award, while earning honorable mention All-American honors from Sports Illustrated...also in 2010, was an All-Big 12 Conference first-team pick by the Dallas Morning News and Kansas City Star, and he earned All-Big 12 second-team accolades from the Associated Press...was also named the Fiesta Bowl Offensive Player of the Game in 2010...in 2009, was named to The NFL Draft Report's Freshman All-American team and he finished third in the voting by the league's coaches for Big 12 Conference Freshman of the Year...majored in multidisciplinary studies.

PERSONAL Attended Artesia High School (Artesia, N.M.)...led his team to consecutive Class 4A State Championships, throwing for a combined 7,013 yards with 89 touchdowns...as a senior, earned EA Sports and Parade All-American honors, in addition to being a finalist for the Joe Montana Quarterback of the Year Award, given to the nation's best prep passer...selected as New Mexico Gatorade Player of the Year in 2007, when he threw for 3,850 yards with 44 touchdowns...as a junior, the All-State selection threw for 3,432 yards with 45 touchdowns, while also rushing for 294 yards and nine touchdowns in 2006...finished his high school career by starring in the Under Armour ESPN All-American game...son of Kellye and Kevin Jones...his wife, Whitney, was a former guard for the Oklahoma Sooners women's basketball team and was drafted by the San Antonio Silver Stars with the 32nd overall pick in the 2013 WNBA Draft...she's the high school women's basketball coach for Seton-LaSalle in Pittsburgh...the couple has one son, Zeke...Full name: Matthew Landry Jones.

LANDRY JONES

Jones' 2017 Game-by-Game Statistics

Date	Opponent	GP	GS	Att	Cmp	Pct.	Yds	Yds/Att	TD	Int	Lg	Sk	Lst	Rtg
9/10	at Cleveland						DID NOT PLAY							
9/17	MINNESOTA						DID NOT PLAY							
9/24	at Chicago						DID NOT PLAY							
10/1	at Baltimore						DID NOT PLAY							
10/8	JACKSONVILLE						DID NOT PLAY							
10/15	at Kansas City						DID NOT PLAY							
10/22	CINCINNATI						DID NOT PLAY							
10/29	at Detroit						DID NOT PLAY							
11/12	at Indianapolis						DID NOT PLAY							
11/16	TENNESSEE	1	0	0	0	0.0	0	0.0	0	0	0	0	0	0.0
11/26	GREEN BAY						DID NOT PLAY							
12/4	at Cincinnati						DID NOT PLAY							
12/10	BALTIMORE						DID NOT PLAY							
12/17	NEW ENGLAND						DID NOT PLAY							
12/25	at Houston	1	0	1	0	0.0	0	0.0	0	0	0	0	0	0.0
12/31	CLEVELAND	1	1	27	23	85.2	239	8.9	1	1	46	3	15	100.5
SEASON TOTALS		3	1	28	23	82.1	239	8.5	1	1	46	3	15	99.3

POSTSEASON

1/14	JACKSONVILLE						DID NOT PLAY							
------	--------------	--	--	--	--	--	---------------------	--	--	--	--	--	--	--

Jones' Career Totals**REGULAR SEASON**

Date	Opponent	GP	GS	Att	Cmp	Pct.	Yds	Yds/Att	TD	Int	Lg	Sk	Lst	Rtg
2013	Pittsburgh	0	0	0	0	0.0	0	0.0	0	0	0	0	0	0.0
2014	Pittsburgh	0	0	0	0	0.0	0	0.0	0	0	0	0	0	0.0
2015	Pittsburgh	6	2	55	32	58.2	513	9.3	3	4	88t	2	17	77.3
2016	Pittsburgh	8	2	86	53	61.6	558	6.5	4	2	51	4	34	86.3
2017	Pittsburgh	3	1	28	23	82.1	239	8.5	1	1	46	3	15	99.3
NFL TOTALS		18	5	169	108	63.9	1,310	7.8	8	7	88t	9	66	86.2

Career Record as a Starter: 2-2 (.500); 1-1 (.500) in '15 and 1-1 (.500) in '16.

Regular-Season Single-Game Highs:

Attempts: 47, vs. New England, 10/23/16; **Completions:** 29, vs. New England, 10/23/16; **Completion Percentage (Min. 15 Att.):** 85.2, vs. Cleveland, 12/31/17; **Passing Yards:** 281, vs. New England, 10/23/16; **Yards/Attempt (Min. 10 Att.):** 14.0, vs. Arizona, 10/18/15; **Touchdowns:** 3, vs. Cleveland, 1/1/17; **Interceptions:** 2, twice, last at Seattle, 11/29/15; **Long:** 88t, vs. Arizona, 10/18/15; **QB Rating:** 149.3, vs. Arizona, 10/18/15.

POSTSEASON

Date	Opponent	GP	GS	Att	Cmp	Pct.	Yds	Yds/Att	TD	Int	Lg	Sk	Lst	Rtg
2014	Pittsburgh						INACTIVE							
2015	Pittsburgh	1	0	5	2	40.0	11	2.2	0	1	7	1	11	8.3
2016	Pittsburgh						DID NOT PLAY							
2017	Pittsburgh						DID NOT PLAY							
NFL TOTALS		1	0	5	2	40.0	11	2.2	0	1	7	1	11	8.3

Jones' Career Rushing Totals**REGULAR SEASON**

Year	Team	Att	Yds	Avg	Lg	TD
2013	Pittsburgh	0	0	0.0	0	0
2014	Pittsburgh	0	0	0.0	0	0
2015	Pittsburgh	5	-5	-1.0	-1	0
2016	Pittsburgh	6	-4	-0.7	0	0
NFL TOTALS		11	-9	-0.8	0	0

POSTSEASON

Year	Team	Att	Yds	Avg	Lg	TD
2014	Pittsburgh					INACTIVE
2015	Pittsburgh	0	0	0.0	0	0
2016	Pittsburgh					DID NOT PLAY
NFL TOTALS		0	0	0.0	0	0



Tevin Jones *WR*

HEIGHT: 6-2
WEIGHT: 225
COLLEGE: Memphis
BORN: Dec. 26, 1992
BIRTHPLACE: League City, Texas

HOW ACQUIRED: UDFA – '16
NFL EXPERIENCE: 1st year

14

PRO (0-0/0-0): Signed a Reserve/Future contract with the Steelers on January 29, 2018...released by the Chiefs on September 2, 2017...signed by the Kansas City Chiefs on June 6, 2017...released by the Texans on May 16, 2017...signed a Reserve/Future contract with the Texans on January 16, 2017...signed to the Texans' practice squad on December 14, 2016...released by the Texans on August 30, 2016...originally signed with the Houston Texans as an undrafted rookie free agent on May 6, 2016.

2017 (0-0/0-0): Spent training camp with the Kansas City Chiefs.

COLLEGE Appeared in 51 career games for the Tigers, including 27 starts...registered 90 career catches for 1,215 yards and nine touchdowns...also had nine career rushes for 45 yards...played all 13 games for Memphis in both his junior

and senior seasons...averaged 13.5 yards per catch over his career and 1.8 catches per game in 51 games...also a special teams standout at Memphis who has 5 total tackles, one punt return for a touchdown (2012) and two blocked punts during playing career...earned Tiger 3.0 list recognition for the Spring 2012 and Fall 2012 semesters.

PERSONAL Played at Clear Creek High School (League City, Texas) under head coach Darrell Warden...two-year letterwinner at wide receiver for the Wildcats...named all-area and all-region in helping Clear Creek post a 9-3 overall record...hauled in 34 catches for 610 yards (17.9 yards-per-catch average) and six TD as senior...had 39 catches for 509 yards (13.1 average) and six TD as a junior...also had one rushing TD and one punt return TD his junior campaign...lettered in track...graduated with a 4.2 GPA...son of Barbara Landon.



Keith Kelsey *LB*

HEIGHT: 6-0
WEIGHT: 233
COLLEGE: Louisville
BORN: March 17, 1995
BIRTHPLACE: Gainesville, Fla.

HOW ACQUIRED: UDFA – '17
NFL EXPERIENCE: 1st year

57

PRO (0-0/0-0): Signed to a Reserve/Future contract with the Steelers on January 16, 2018...signed to the Steelers' practice on September 28, 2017...released on September 2, 2017...signed with the Steelers as an undrafted rookie free agent on April 29, 2017.

2017 (0-0/0-0): Spent a majority of the season on the Steelers' practice squad, joining the team on September 28.

COLLEGE Played in 49 career games with 39 starts at Louisville (2013-16)...recorded 308 total tackles, 23.0 TFLs, 10.0 sacks, 10 pass breakups, three forced fumbles and three fumble recoveries in his career...earned third-team All-ACC honors as a senior in 2016...as a

junior in 2015, totaled a single-season career-high 106 tackles a single-season best 11.5 TFLs, as he earned first-team All-ACC honors by the media and second-team All-ACC honors by the coaches...recorded a single-season career-high 6.0 sacks as a sophomore in 2014...majored in criminal justice.

PERSONAL Attended Gainesville (Fla.) High School...named first-team All-State as a senior and junior...as a senior, he totaled 193 tackles, 6.5 sacks, five forced fumbles and two blocked field goals...as a junior, he recorded 164 tackles, four interceptions and two fumble recoveries...son of Yahna Young and Keith Kelsey, Sr....his father played linebacker for the University of Florida in the mid-1990s, helping Florida win the 1996 National Championship.



Darnell Leslie *DE*

HEIGHT: 6-2
WEIGHT: 235
COLLEGE: Monmouth
BORN: May 16, 1994
BIRTHPLACE: Gaithersburg, Md.

HOW ACQUIRED: UDFA - '17
NFL EXPERIENCE: 1st year

49

PRO (0-0/0-0): Signed a Reserve/Future contract with the Steelers on January 19, 2018...released by Dallas Cowboys on September 2, 2017...originally signed by the Dallas as an undrafted rookie free agent on May 16, 2017.

2017 (0-0/0-0): Saw action with the Cowboys in the preseason, but was released before the start of the regular season.

COLLEGE Started in all 34 games he appeared in at Monmouth...finished career with 152 tackles (83 solo), including 35.5 for a loss, 15.0 sacks, four forced fumbles, five fumble recoveries and one interception...tied for seventh in school history in sacks despite only playing three seasons...started all 11 games at defensive end as a senior in 2016...second-team All-Big South selection...finished second on the team in tackles with 72...recorded 10 tackles for a loss...missed the entire 2015 season after suffering an injury in camp...as a junior, was a second-team All-Big South selection...led the team in tackles for loss with 12.5...tied for

first on the team in sacks with 4.5...posted a season-high 3.5 TFLs and 3.0 sacks against Gardner-Webb (11/22)...as a redshirt freshman in 2013, led the team in sacks and was second in tackles for a loss for the Blue & White...totaled 35 tackles from his defensive end position, had an interception and a forced fumble and a pair of fumble recoveries...recorded a career-high 2.5 sacks against defending conference champion Wagner...his 7.5 sacks in 2013 were the seventh most in school history for a single season and the most for an Monmouth player since the 2003 season...redshirted as a true freshman...majored in software engineering.

PERSONAL Played defensive end and tackle under coach Dave Mencarini at Quince Orchard High School (Gaithersburg, Md.)...helped lead the Cougars to a 13-1 record and a 4A West State Championship game appearance...selected to play in the Maryland Crab Bowl...was a First-Team All-Gazette and First-Team All-Conference defensive honoree...named an all-state honorable mention...son of Robert and Rose Bryant.



Tyler Matakevich *LB*

HEIGHT: 6-1
WEIGHT: 235
COLLEGE: Temple
BORN: Dec. 22, 1992
BIRTHPLACE: Stratford, Conn.

HOW ACQUIRED: D7b - '16 (#246)
NFL EXPERIENCE: 3rd year

44

PRO (31-0/4-0): Drafted by the Steelers as the team's second of two seventh round selections (246th overall) of the 2016 NFL Draft.

2017 (15-0/1-0): Played in 15 games during the regular season...led the Steelers' special teams unit in tackling with 14 stops including two deflected punts (9/10 vs Cleveland, 12/31 vs Cleveland).

9/10 at Cleveland: Blocked a punt that was recovered by Anthony Chickillo in the end zone for a touchdown in the opening quarter.

9/17 vs. Minnesota: Broke up a pass from P Ryan Quigley on a fake punt in the third quarter.

12/4 at Cincinnati: Left the game with a shoulder injury and did not return.

12/10 vs. Baltimore: Inactive due to a shoulder injury.

12/31 vs. Cleveland: Deflected a Cleveland punt in the second quarter, his second altered punt of the year (blocked punt Sept. 10 at Cleveland).

COLLEGE Was a four-year letter winner at Temple (2012-15), where he became the program's all-time leading tackler with 493 take-downs...became the first Temple defensive player to earn first-team All-America honors and the first Owl at any position since 1986 (Paul Palmer)... was the recipient of the Chuck Bednarik Award and Bronko Nagurski Trophy, given to the nation's most outstanding defensive player in 2015...was named first-team all-conference in three straight seasons (2013-15), and earned second-team all-conference honors as a freshman in 2012...in 2015, was the only player in FBS to lead his team in tackles in every game, eclipsing the 100-tackle plateau for the fourth season, just the seventh player in NCAA history to accomplish the feat...was only one of two

players be a three-time captain in Temple history... he led the AAC with 88 solo tackles in 2014...in 2013, led the NCAA with 8.8 solo tackles per game, and finished second in the NCAA with 11.4 total tackles per game...became the first freshman in program history to record 100 tackles in 2013, as he earned Big East Rookie of the Year honors...earned his degree in adult & organizational development.

PERSONAL Attended St. Joseph's High School (Trumbull, Conn.)...was a 2011 all-state honoree at linebacker, helping the Cadets to a 10-2 record in his senior season while capturing back-to-back state championship titles...was named 2010 Connecticut Post Male Athlete of the Year... set the school record for touchdowns in a game with five vs. Trumbull as a junior...also played baseball, leading the team as a junior with a .372 batting average, 32 RBIs and five homeruns...prepped one season at Milford Academy in 2011, where he earned all-state honors...son of Kim and David Matakevich...Full name: Tyler John Matakevich.

Matakevich's 2017 Game-by-Game Statistics

Date	Opponent	GP	GS	T	AT	TOT	Sacks	Yds	Int/Yds	PD	FF	FR
9/10	at Cleveland	1	0	0	0	0	0.0	0.0	0/0	0	0	0
9/17	MINNESOTA	1	0	0	0	0	0.0	0.0	0/0	1	0	0
9/24	at Chicago	1	0	0	0	0	0.0	0.0	0/0	0	0	0
10/1	at Baltimore	1	0	1	0	0	0.0	0.0	0/0	0	0	0
10/8	JACKSONVILLE	1	0	0	0	0	0.0	0.0	0/0	0	0	0
10/15	at Kansas City	1	0	2	0	2	0.0	0.0	0/0	0	0	0
10/22	CINCINNATI	1	0	0	0	0	0.0	0.0	0/0	0	0	0
10/29	at Detroit	1	0	0	0	0	0.0	0.0	0/0	0	0	0
11/12	at Indianapolis	1	0	0	0	0	0.0	0.0	0/0	0	0	0
11/16	TENNESSEE	1	0	0	0	0	0.0	0.0	0/0	0	0	0
11/26	GREEN BAY	1	0	0	0	0	0.0	0.0	0/0	0	0	0
12/4	at Cincinnati	1	0	4	2	6	0.0	0.0	0/0	0	0	0
12/10	BALTIMORE	INACTIVE										
12/17	NEW ENGLAND	1	0	0	0	0	0.0	0.0	0/0	0	0	0
12/25	at Houston	1	0	0	0	0	0.0	0.0	0/0	0	0	0
12/31	CLEVELAND	1	0	0	0	0	0.0	0.0	0/0	0	0	0
SEASON TOTALS		15	0	7	2	9	0.0	0.0	0/0	1	0	0

POSTSEASON

Date	Opponent	GP	GS	T	AT	TOT	Sacks	Yds	Int/Yds	PD	FF	FR
1/14	JACKSONVILLE	1	0	0	0	0	0.0	0.0	0/0	0	0	0
POSTSEASON TOTALS		1	0	0	0	0	0.0	0.0	0/0	0	0	0

TYLER MATAKEVICH

Matakevich's Career Totals

REGULAR SEASON

Year	Team	GP	GS	T	AT	TOT	Sacks	Yds	Int/Yds	PD	FF	FR
2016	Pittsburgh	16	0	6	2	8	0.0	0.0	0/0	0	0	0
2017	Pittsburgh	15	0	7	2	9	0.0	0.0	0/0	1	0	0
NFL TOTALS		31	0	13	4	17	0.0	0.0	0/0	1	0	0

Career Regular-Season Special Teams Tackles (26): 12 in '16 and 14 in '17.

Additional Statistics: Blocked punt that was recovered by the Steelers in the end zone for a touchdown at Cleveland, 9/10/17... blocked a punt vs. Cleveland, 12/31/17.

POSTSEASON

Year	Team	GP	GS	T	AT	TOT	Sacks	Yds	Int/Yds	PD	FF	FR
2016	Pittsburgh	3	0	0	0	0	0.0	0.0	0/0	0	0	0
2017	Pittsburgh	1	0	0	0	0	0.0	0.0	0/0	0	0	0
NFL TOTALS		4	0	0	0	0	0.0	0.0	0/0	0	0	0

Career Postseason Special Teams Tackles (1): 1 in '16.

**Daniel McCullers DT**

HEIGHT: 6-7

WEIGHT: 352

COLLEGE: Tennessee

BORN: Aug. 11, 1992

BIRTHPLACE: Raleigh, N.C.

HOW ACQUIRED: D6b - '14 (#215)

NFL EXPERIENCE: 5th year

93

PRO (40-1/6-0): Signed a new one-year contract with the Steelers on March 22, 2018... drafted by the Steelers with the team's second of two sixth round selections (215th overall) of the 2014 NFL Draft.

2017 (5-0/0-0): Saw action in five games during the regular season.

COLLEGE Started 19-of-24 games at Tennessee (2012-13), recording 72 tackles, 10.0 TFLs, 1.5 sacks, six quarterback pressures, one fumble recovery, one forced fumble, two pass breakups and two blocked kicks...also attended Georgia Military College, starting 14-of-18 games (2010-11), where he recorded 64 tackles, 16.0 TFLs, 5.0 sacks and one forced fumble...while at

Tennessee, received All-SEC third-team honors from The NFL Draft Report in 2013...in his final season at Georgia Military College in 2011, he received a four-star rating from Rivals.com, as that recruiting service regarded him as the best defensive tackle and sixth-best overall junior college player in the country...majored in arts & sciences.

PERSONAL Attended Southeast Raleigh High School (Garner, N.C.)...was a three-time all-conference selection that helped lead his team to a 10-3 record as a senior in 2009...also earned second-team all-state honors as a senior after recording 29 tackles and 5.0 sacks...posted a strong junior campaign in 2008 with 55 tackles and 4.0 sacks...son of Donnie McCullers...Full name: Daniel Ray McCullers-Sanders.

McCullers' 2017 Game-by-Game Statistics

Date	Opponent	GP	GS	T	AT	TOT	Sacks	Yds	Int/Yds	PD	FF	FR
9/10	at Cleveland						INACTIVE					
9/17	MINNESOTA						DID NOT PLAY					
9/24	at Chicago	1	0	1	0	1	0.0	0.0	0/0	0	0	0
10/1	at Baltimore						INACTIVE					
10/8	JACKSONVILLE						INACTIVE					
10/15	at Kansas City						INACTIVE					
10/22	CINCINNATI	1	0	0	0	0	0.0	0.0	0/0	0	0	0
10/29	at Detroit	1	0	0	0	0	0.0	0.0	0/0	0	0	0
11/12	at Indianapolis						INACTIVE					
11/16	TENNESSEE	1	0	0	0	0	0.0	0.0	0/0	0	0	0
11/26	GREEN BAY						INACTIVE					
12/4	at Cincinnati						INACTIVE					
12/10	BALTIMORE						INACTIVE					
12/17	NEW ENGLAND						INACTIVE					
12/25	at Houston						INACTIVE					
12/31	CLEVELAND	1	0	0	0	0	0.0	0.0	0/0	0	0	0
SEASON TOTALS		5	0	1	0	1	0.0	0.0	0/0	0	0	0

POSTSEASON

1/14	JACKSONVILLE						INACTIVE					
POSTSEASON TOTALS							INACTIVE					

McCullers' Career Totals**REGULAR SEASON**

Year	Team	GP	GS	T	AT	TOT	Sacks	Yds	Int/Yds	PD	FF	FR
2014	Pittsburgh	9	0	1	1	2	0.0	0.0	0/0	0	0	0
2015	Pittsburgh	12	0	4	4	8	0.5	3.0	0/0	0	0	0
2016	Pittsburgh	16	1	10	7	17	1.0	8.0	0/0	1	0	0
2017	Pittsburgh	5	0	1	0	1	0.0	0.0	0/0	0	0	0
NFL TOTALS		40	1	16	12	28	1.5	11.0	0/0	1	0	0

Additional Statistics: Has one blocked field goal (10/16/16 at Miami).

Regular-Season Single-Game Highs:

Total Tackles: 5, vs. Cleveland, 1/1/17; **Solo Tackles:** 3, vs. Cleveland, 1/1/17; **Sacks:** 1.0, vs. Cleveland, 1/1/17; **Sack Yards:** 8.0, vs. Cleveland, 1/1/17; **Passes Defensed:** 1, at Cleveland, 11/20/16; **Forced Fumbles:** N/A; **Fumble Recoveries:** N/A.

POSTSEASON

Year	Team	GP	GS	T	AT	TOT	Sacks	Yds	Int/Yds	PD	FF	FR
2014	Pittsburgh	1	0	0	1	1	0.0	0.0	0/0	0	0	0
2015	Pittsburgh	2	0	0	0	0	0.0	0.0	0/0	0	0	0
2016	Pittsburgh	3	0	0	0	0	0.0	0.0	0/0	0	0	0
2017	Pittsburgh						INACTIVE					
NFL TOTALS		6	0	0	1	1	0.0	0.0	0/0	0	0	0



Vance McDonald *TE*

HEIGHT: 6-4
WEIGHT: 267
COLLEGE: Rice
BORN: June 13, 1990
BIRTHPLACE: Winnie, Texas

HOW ACQUIRED: TR - '17 (SF)
NFL EXPERIENCE: 6th year

89

PRO (58-37/4-2): Acquired by the Steelers via trade with the 49ers (Steelers acquired McDonald and a 2018 fifth-round draft selection in exchange for a 2018 fourth-round draft choice) on August 29, 2017...placed on the 49ers' Reserve/Injured List due to a shoulder injury on December 12, 2016...re-signed a five-year extension with the 49ers on December 9, 2016... placed on the 49ers' Reserve/Injured List due to a back injury on December 9, 2014...originally drafted by the San Francisco 49ers in the second round (55th overall) of the 2013 NFL Draft.

2017 (10-7/ 1-0) (PIT): Saw action in 10 games with seven starts...recorded 14 catches for 188 yards and one touchdown reception...is the fifth Steeler in team history to post 10 catches or more in a postseason game (seventh occasion) and first since the 2007 AFC Wild Card (Hines Ward, Jan. 5 vs. Jacksonville).

9/24 at Chicago: Forced a fumble, the first of his NFL career, at the Pittsburgh 1-yard line, after a Chicago return of 73 yards on a blocked field goal by the Bears.

10/22 vs. Cincinnati: Caught two passes for 37 yards, including a 28-yard reception...left with a knee injury and did not return.

10/29 at Detroit: Inactive due to an ankle injury.

11/12 at Indianapolis: Caught two passes for 16 yards, including a 7-yard touchdown reception in the fourth quarter...scored his first touchdown as a Steeler, increasing his career total to eight touchdown receptions.

11/16 vs. Tennessee: Inactive with an ankle injury.

11/26 vs. Green Bay: Inactive with an ankle injury.

12/4 at Cincinnati: Inactive with an ankle injury.

12/10 vs. Baltimore: Tallied single-game career highs as a Steeler in receptions (4) and yards (52).

12/17 vs. New England: Inactive with a shoulder injury.

12/25 at Houston: Caught four passes for 52 yards...eclipsed 50 receiving yards for the ninth time in his NFL career in a regular-season game.

AFC Divisional Playoff 1/14 vs. Jacksonville: Caught a game-high 10 receptions for 112 yards... his 10 catches and 112 receiving yards are play-off single-game highs for a tight end in franchise history.

COLLEGE Played in 42 games with 28 starts for the Owls, where he finished his career ranked sixth in school history with 119 receptions, seventh with 1,504 receiving yards and fifth with 15 touchdowns...as a senior, was a consensus First-Team All-Conference USA selection, while serving as a team captain...started all 10 games he appeared in, recording 36 receptions for 458 yards and two touchdowns...in 2011, earned first-team All-Conference USA honors...played in 12 games with 11 starts and led the team with 43 receptions yards and five touchdowns...as a sophomore, earned the George R. Brown Award, given to the Owls top receiver...played in 10 games with six starts and tallied 28 receptions for 396 yards and eight touchdowns...joined the Rice football team as a walk-on in 2009 and earned Conference USA All-Freshman honors...played in 10 games with one start and notched 12 receptions for 118 yards... graduated with a bachelor's degree in kinesiology.

PERSONAL Attended East Chambers (Winnie, Texas) High School...earned All-District 24-2A and All-Region III honors as a senior... also lettered in basketball, where he earned first-team all-district honors as a senior...member of the National Honor Society, where he served as

treasurer...two-time 49ers Community Service Family Award recipient (2015 and 2016)...along with fellow 49ers TE Garrett Celek and DT Tank Carradine, visited Haiti in conjunction with Convoy of Hope, working together to teach healthy eating habits and sustainable agriculture techniques to local families... in partnership with his local church, he and his wife helped build a church and develop a trade school for young men to learn different skills such as carpentry and welding in Nicaragua...married his high school sweetheart, Kendi Davis...the couple welcomed their first son, Coman Kayle, in July of 2016.

McDonald's 2017 Game-by-Game Statistics

Date	Opponent	GP	GS	Rec	Yds	Avg	Lg	TD
9/10	at Cleveland	1	0	0	0	0.0	0	0
9/17	MINNESOTA	INACTIVE						
9/24	at Chicago	1	0	0	0	0.0	0	0
10/1	at Baltimore	1	1	0	0	0.0	0	0
10/8	JACKSONVILLE	1	1	0	0	0.0	0	0
10/15	at Kansas City	1	1	1	26	26.0	0	0
10/22	CINCINNATI	1	1	2	37	18.5	28	0
10/29	at Detroit	INACTIVE						
11/12	at Indianapolis	1	1	2	16	8.0	9	1
11/16	TENNESSEE	INACTIVE						
11/26	GREEN BAY	INACTIVE						
12/4	at Cincinnati	INACTIVE						
12/10	BALTIMORE	1	1	4	52	13.0	19	0
12/17	NEW ENGLAND	INACTIVE						
12/25	at Houston	1	1	4	52	13.0	20	0
12/31	CLEVELAND				1	0	1	5
	5.0	5			0			
SEASON TOTALS		10	7	14	188	13.4	28	1

McDonald's 2017 Game-by-Game Statistics

POSTSEASON

Date	Opponent	GP	GS	Rec	Yds	Avg	Lg	TD
1/14	JACKSONVILLE	1	0	10	112	11.2	22	0
POSTSEASON TOTALS		1	0	10	112	11.2	22	0

McDonald's Career Totals

REGULAR SEASON

Year	Team	GP	GS	Rec	Yds	Avg	Lg	TD
2017	Pittsburgh	10	7	14	188	13.4	28	1
2016	San Francisco	11	11	24	391	16.3	75t	4
2015	San Francisco	14	11	30	326	10.9	36	3
2014	San Francisco	8	4	2	30	15.0	21	0
2013	San Francisco	15	4	7	119	14.9	25	0
NFL TOTALS		58	37	781,054	13.5	75t	8	

Career Regular-Season Special Teams Tackles (6): 4 in '15, 1 in '16 and 1 in '17.

Additional Statistics: Has one special teams forced fumble on a blocked field goal return (9/24/17 at Chicago).

Regular-Season Single-Game Highs:

Receptions: 6, vs. Arizona, 11/29/15; Receiving Yards: 84, vs. New Orleans, 11/6/16; Receiving Touchdowns: 1, eight times, last at Indianapolis, 11/12/17; Receiving Avg. (Min. 4 Rec.): 16.3, at Seattle, 11/22/15; Receiving Long: 75t, at Carolina, 9/18/16; 25+ Yard Receptions: 1, nine times, last vs. Cincinnati, 10/22/17.

POSTSEASON

Year	Team	GP	GS	Rec	Yds	Avg	Lg	TD
2013	San Francisco	3	1	1	13	13.0	13	0
2017	Pittsburgh	1	0	10	112	11.2	22	0
NFL TOTALS		4	2	11	125	11.4	22	0



Jake McGee TE

HEIGHT: 6-5
 WEIGHT: 250
 COLLEGE: Florida
 BORN: Sept. 19, 1991
 BIRTHPLACE: Richmond, Va.

HOW ACQUIRED: FA - '17
 NFL EXPERIENCE: 1st year

80

PRO (0-0/0-0): Placed on the team's Reserve/Injured List on June 5, 2018...signed a Reserve/Future contact with the Steelers on January 15, 2018...joined the Steelers' practice squad on September 3, 2017...released by the Steelers on September 2, 2017...signed by the Steelers on August 2, 2017...released by the Chargers on May 1, 2017...signed to the San Diego Chargers' practice squad on September 5, 2016...released

by the Raiders on September 3, 2016...signed by the Oakland Raiders on August 16, 2016...released by the Panthers on May 24, 2016...signed by the Carolina Panthers as an undrafted free agent on May 2, 2016.

2017 (0-0/0-0): Spent the entire regular season on the Steelers' practice squad.

JAKE McGEE

COLLEGE Played two seasons at Florida after transferring from Virginia, where he played three seasons (2011-13)...appeared in 50 games, totaling 112 catches for 1,150 yards with 11 touchdowns in his collegiate career...named to the Associated Press' All-SEC Second Team and one of the eight John Mackey Award semifinalists following his senior year in 2015.

PERSONAL Attended Collegiate (Richmond, Va.) School...part of a team that captured back-to-back VIS Division I state titles (2008 and 2009)...threw for 3,007 yards and 34 touchdowns as a senior, while rushing for 576 yards and 11 scores.



Roosevelt Nix *FB*

HEIGHT: 5-11

WEIGHT: 248

COLLEGE: Kent State

BORN: March 30, 1992

BIRTHPLACE: Reynoldsburg, Ohio

HOW ACQUIRED: FA – '15

NFL EXPERIENCE: 4th year



'17

45

PRO (41-9/4-0): Signed a four-year contract with the Steelers on February 10, 2018...placed on the Steelers' Reserve/Injured List due to a right foot injury on December 28, 2015...signed a Reserve/Future contract with the Steelers on January 9, 2015...released by the Falcons on August 3, 2014...originally signed as an undrafted rookie free agent with the Atlanta Falcons on May 12, 2014.

2017 (16-4/1-0): Selected to his first Pro Bowl following the 2017 season...appeared in all 16 games with four starts during the regular season...was a key component of a blocking scheme that allowed RB Le'Veon Bell to rush for 1,291 yards – third-most in the League...recorded 6 special teams tackles...registered two touchdowns – the first on a 1-yard pass and the second on a 1-yard rush.

12/10 vs. Baltimore: Scored the first touchdown of his NFL career on a 1-yard touchdown pass from QB Ben Roethlisberger in the fourth quarter.

12/25 at Houston: Scored the first rushing touchdown of his NFL career on a 1-yard run in the second quarter.

COLLEGE Played in 49 games over his four-year career at Kent State (2010-13) and finished with 182 tackles, 65.0 TFLs, 24.0 sacks, 12 passes defended, 12 forced fumbles and returned

one fumble for a touchdown...became the first player in Kent State history and the fifth player in MAC history to earn first team all-conference honors in four seasons (2010-13)...his 65.0 TFLs are a school record and he ranks second in school history with 24.0 career sacks...in 2013, was named to the SI.com All-America Team and was selected to play in the Medal of Honor Bowl...named to Phil Steele's postseason All-MAC First Team squad in 2012...in 2011, earned OhioCollegeFootball.com and All-Ohio First Team honors...in 2010, became the first freshman to be named MAC Defensive Player of the Year, while being named MAC Freshman of the Year...also earned first-team Freshman All-American recognition from The Sporting News, Rivals.com, Phil Steele, CollegeFootballNews.com and the Football Writers of America in 2010...majored in criminal justice.

PERSONAL Played at Reynoldsburg High School (Reynoldsburg, Ohio)...named OCC player of the year, second-team all-state, first-team all-district, all-metro and first-team All-OCC...played in the 2010 Big 33 Classic for Ohio and was selected to play in the Ohio North-South All-Star game...registered 84 tackles, 34.0 TFLs and 8.0 sacks as a junior and earned second-team all-state, all-conference and first-team all-district, Super 25 and first-team All-OCC honors...also lettered in wrestling...son of Johnny and Lisa Jones...Full name: Roosevelt Delbert Nix.

Nix's 2017 Game-by-Game Statistics

Date	Opponent	GP	GS	RUSHING					RECEIVING				
				Att	Yds	Avg	Lg	TD	No	Yds	Avg	Lg	TD
9/10	at Cleveland	1	1	0	0	0.0	0	0	0	0	0.0	0	0
9/17	MINNESOTA	1	1	0	0	0.0	0	0	0	0	0.0	0	0
9/24	at Chicago	1	1	0	0	0.0	0	0	0	0	0.0	0	0
10/1	at Baltimore	1	1	0	0	0.0	0	0	0	0	0.0	0	0
10/8	JACKSONVILLE	1	1	0	0	0.0	0	0	0	0	0.0	0	0
10/15	at Kansas City	1	1	0	0	0.0	0	0	0	0	0.0	0	0
10/22	CINCINNATI	1	1	0	0	0.0	0	0	0	0	0.0	0	0
10/29	at Detroit	1	1	0	0	0.0	0	0	0	0	0.0	0	0
11/12	at Indianapolis	1	1	0	0	0.0	0	0	0	0	0.0	0	0
11/16	TENNESSEE	1	1	0	0	0.0	0	0	0	0	0.0	0	0
11/26	GREEN BAY	1	1	0	0	0.0	0	0	0	0	0.0	0	0
12/4	at Cincinnati	1	1	0	0	0.0	0	0	0	0	0.0	0	0
12/10	BALTIMORE	1	1	0	0	0.0	0	0	1	1	1.0	1t	1
12/17	NEW ENGLAND	1	1	0	0	0.0	0	0	0	0	0.0	0	0
12/25	at Houston	1	1	1	1	1.0	1t	1	0	0	0.0	0	0
12/31	CLEVELAND	1	1	2	-1	-0.5	0	0	1	5	5.0	5	0
SEASON TOTALS		16	16	3	0	0.0	1t	1	2	6	3.0	5	1

POSTSEASON

1/14	JACKSONVILLE	1	1	0	0	0.0	0	0	0	0.0	0.0	0	0
POSTSEASON TOTALS		1	1	0	0	0.0	0	0	0	0.0	0.0	0	0

Nix's Career Statistics**REGULAR SEASON**

Date	Team	GP	GS	RUSHING					RECEIVING				
				Att	Yds	Avg	Lg	TD	No	Yds	Avg	Lg	TD
2015	Pittsburgh	15	3	0	0	0.0	0	0	2	16	16.0	10	0
2016	Pittsburgh	10	2	0	0	0.0	0	0	2	5	2.5	3	0
2017	Pittsburgh	16	4	3	0	0.0	1t	1	2	6	3.0	5	1
NFL TOTALS		41	9	3	0	0.0	1t	1	6	27	4.5	10	1

Career Regular-Season Special Teams Tackles (23): 8 in '15, 5 in '16 and 10 in '17.

Additional Statistics: Forced his first career fumble on special teams 11/8/15 vs. Oakland.

POSTSEASON

Date	Team	GP	GS	RUSHING					RECEIVING				
				Att	Yds	Avg	Lg	TD	No	Yds	Avg	Lg	TD
2015	Pittsburgh								RESERVE/INJURED LIST				
2016	Pittsburgh	3	0	0	0	0.0	0	0	0	0	0.0	0	0
2017	Pittsburgh	1	0	0	0	0.0	0	0	0	0	0.0	0	0
NFL TOTALS		4	0	0	0	0.0	0	0	0	0	0.0	0	0

Career Postseason Special Teams Tackles (1): 1 in '16.



Dashaun Phillips *CB*

HEIGHT: 5-11

WEIGHT: 186

COLLEGE: Tarleton State

BORN: Jan. 3, 1991

BIRTHPLACE: Duncanville, Texas

HOW ACQUIRED: TR - '17 (WAS)

NFL EXPERIENCE: 3rd year

38

PRO (11-2/0-0): Acquired by the Steelers via trade with the Redskins on August 23, 2017...signed to the Redskins' active roster on Dec. 22, 2016...signed to the Redskins' practice squad on Dec. 7, 2016...released by the Redskins on Dec. 5, 2016...joined the Redskins' active roster on Dec. 2, 2016...signed to the Redskins' practice squad on Nov. 15, 2016...released by the Redskins on Nov. 12, 2016...signed to the Redskins' active roster on Nov. 27, 2015...joined the Washington Redskins' practice squad on Sept. 15, 2015...released by the Jets on Sept. 5, 2015...signed to the New York Jets' practice squad on Oct. 7, 2014...released by the Cowboys on Aug. 28, 2014...originally entered the NFL as an undrafted rookie free agent with the Dallas Cowboys on May 12, 2014.

2017 (0-0/0-0) (PIT): Spent the entire 2017 season on the Steelers' practice squad.

COLLEGE Registered 175 career tackles (110 solo), 12 interceptions and three forced fumbles at Division II Tarleton State...earned first-team All-Lone Star Conference honors as a senior, after a 50 tackle season with seven passes defended...posted 32 tackles and an interception in 2012 junior campaign...led the conference and team with seven interceptions and 15 pass breakups as a sophomore in 2011...hailed in three interceptions, including one returned for a touchdown, as a redshirt freshman in 2010.

PERSONAL Attended Duncanville (Duncanville, Texas) High School...was named the school's Most Valuable Player as a defensive back...led the team in interceptions as a junior with six, and named academic all-district, while earning first team all-district accolades as a junior and senior...lettered three years in football and track...majored in kinesiology.

Phillips' Career Totals

REGULAR SEASON

Year	Team	GP	GS	T	AT	TOT	Sacks	Yds	Int/Yds	PD	FF	FR
2015	Washington	6	0	1	0	1	0.0	0.0	0/0	0	0	0
2016	Washington	5	2	5	2	7	0.0	0.0	0/0	0	0	1
NFL TOTALS		11	2	6	2	8	0.0	0.0	0/0	0	0	1

Career Regular Season Special Teams Tackles (3): 1 in '15 and 2 in '16.

Regular-Season Single-Game Highs:

Total Tackles: 4, vs. Dallas, 9/18/16; **Solo Tackles:** 3, vs. Dallas, 9/18/16; **Sacks:** N/A; **Sack Yards:** N/A; **Interceptions:** N/A; **Interception Yards:** N/A; **Passes Defended:** N/A; **Forced Fumbles:** N/A; **Fumble Recoveries:** 1, vs. Dallas, 9/18/16.

POSTSEASON

Year	Team	GP	GS	T	AT	TOT	Sacks	Yds	Int/Yds	PD	FF	FR
2015	Washington	1	0	0	0	0	0.0	0.0	0/0	0	0	0
NFL TOTALS		1	0	0	0	0	0.0	0.0	0/0	0	0	0



Maurkice Pouncey **C**

HEIGHT: 6-4

WEIGHT: 304

COLLEGE: Florida

BORN: July 24, 1989

BIRTHPLACE: Lakeland, Fla.

HOW ACQUIRED: D1 - '10 (#18)

NFL EXPERIENCE: 9th year



53

CAREER HIGHLIGHTS

Recipient of the Steelers' Ed Block Courage Award in 2016.

Named to the 2012 USA Football All-Fundamentals Team.

Became the first center in NFL history to be selected to the Pro Bowl in each of his first three seasons (2010-12), and he has earned six overall Pro Bowl selections (2010-12, 2014 and 2016-17).

Named to Pro Football Weekly/PFWA's All-NFL Team in 2011.

Named to The Sporting News' All-Rookie Team and PFW/PFWA All-Rookie Team in 2010.

Named to PFWA's All-NFL and All-AFC Team in 2017.

Selected to Pro Football Weekly's Midseason All-Pro Team as a rookie.

Named first-team Associated Press All-Pro twice (2011 and 2014).

Won the Joe Greene Great Performance Award, given annually to the Steelers' top rookie, in 2010 after becoming the first Steelers' rookie lineman to start his first NFL game since 2000 (Marvel Smith).

Earned second-team Associated Press All-Pro honors twice (2010 and 2012).

PRO (92-92/7-7): Placed on the Steelers' Reserve/Injured; Designated for Return List due to a right leg injury on September 6, 2015... signed a five-year contract extension with the Steelers on June 12, 2014, to remain with the team through 2019...placed on the Steelers' Reserve/Injured List due to a right knee injury on September 9, 2013...placed on the Steelers' Reserve/Injured List due to an ankle injury on February 5, 2011... originally drafted by the Steelers in the first round (18th overall) of the 2010 NFL Draft.

2017 (15-15/1-1): Started 15 regular-season games at center (inactive 12/31 vs. Cleveland)...part of an offensive line that yielded just 24 sacks – tied as third-fewest in the NFL.

10/1 at Baltimore: Part of an offensive line that helped block for RB Le'Veon Bell to rush for 144 yards and two touchdowns.

10/15 at Kansas City: Part of an offensive line that helped block for RB Le'Veon Bell to rush for 179 yards and one touchdown, which ties for the tenth-most rushing yards in a single game in Steelers history.

10/22 vs. Cincinnati: Part of an offensive line that gave up zero sacks and helped block for RB Le'Veon Bell to rush for 134 yards.

12/31 vs. Cleveland: Inactive due to a hip injury.

COLLEGE Started 39-of-41 games that he appeared in for Florida (2007-09)... in 2009 as a junior, became the first player in school history to capture the Rimington Trophy, given annually to the nation's best center...also in 2009, was a unanimous All-Southeastern Conference first-team choice, and an All-America first-team selection by The NFL Draft Report, Football Writers Association and Walter Camp, adding second-team honors from the Associated Press...helped lead his team to an SEC Championship and FedEx BCS National Championship in 2008...also in 2008, he was named All-Southeastern Conference first team...as a freshman in 2007, was named first-team Freshman All-America by the College Football News and Rivals.com and was a member of the Freshman All-Southeastern Conference squads selected by the league's coaches and Associated Press...majored in social and behavioral sciences.

MAURKICE POUNCEY

PERSONAL Attended Lakeland High School (Lakeland, Fla.)...was one of 16 offensive linemen named to the Atlanta Journal-Constitution's Super Southern 100 squad...also a two-time All-State selection...as a senior, he and his twin brother, Mike, helped lead Lakeland to its 45th consecutive victory, third-consecutive Class 5A State Championship and second-straight USA Today National Championship in 2006...they were part of an offensive line that blocked for a 4,000-yard rushing team that season...Maurkice and Mike were also teammates at Florida...Mike was drafted in the first round by the Miami Dolphins in the 2011 NFL Draft...son of Lisa and Rob Webster...has one daughter, Jayda...Full name: LaShawn Maurkice Pouncey.

Pouncey's Career Totals

Year	Team	GP	GS
2010	Pittsburgh	16	16
2011	Pittsburgh	14	14
2012	Pittsburgh	15	15
2013	Pittsburgh	1	1
2014	Pittsburgh	16	16
2015	Pittsburgh	RESERVE/INJURED; DESIGNATED FOR RETURN	
2016	Pittsburgh	15	15
2017	Pittsburgh	15	15
NFL TOTALS		92	92

Pouncey's Postseason Career Totals

Year	Team	GP	GS
2010	Pittsburgh	2	2
2011	Pittsburgh	INACTIVE	
2014	Pittsburgh	1	1
2015	Pittsburgh	RESERVE/INJURED; DESIGNATED FOR RETURN	
2016	Pittsburgh	3	3
2017	Pittsburgh	1	1
NFL TOTALS		7	7

**Stevan Ridley RB**

HEIGHT: 5-11

WEIGHT: 220

COLLEGE: LSU

BORN: Jan. 27, 1989

BIRTHPLACE: Natchez, MS

HOW ACQUIRED: FA - '17

NFL EXPERIENCE: 6th year

38

CAREER HIGHLIGHTS

Reached 3,000 career rushing yards, with 3,022 entering the 2018 season.

PRO (62-26/5-1): Inked a new one-year contract with the Steelers on April 5, 2018...signed with the Steelers as a free agent on December 19, 2017...released by the Vikings on October 9, 2017...signed by the Minnesota Vikings on October 5, 2017...released by the Broncos on September 2, 2017...signed by the Denver Broncos on July 27, 2017...released by the Falcons on November 23, 2016...signed by the Atlanta Falcons on October 25, 2016...released by the Colts on September 3, 2016...signed by the Colts on August 28, 2016...released by the Lions on August 25, 2016...signed by the Detroit Lions as an unrestricted free agent on April 5, 2016... signed by the New York Jets as an unrestricted free agent on April 13, 2015... originally drafted by the New England Patriots in the third round (73rd overall) of the 2011 NFL Draft.

2017 (2-1/1-0): Appeared in two regular season games with one start for the Steelers...registered 26 carries for 108 yards and one touchdown.

12/25 at Houston: Made his Steelers debut, rushing for 28 yards on nine attempts.

12/31 vs. Cleveland: Led all running backs with 80 rushing yards on 17 carries with a 4-yard touchdown...scored the first touchdown of his NFL career since Oct. 5, 2014 while with New England (vs. Cincinnati) on a 4-yard run in the second quarter.

COLLEGE Played in 39 games with nine starts during his LSU career...served as LSU's primary running back in 2010 after serving in a backup role in 2008 and 2009...rushed for 1,419

yards and 18 touchdowns during his career, including 1,147 yards and 15 TDs as a junior in 2010... opted to forgo his senior season and put his name in for the 2011 NFL Draft.

PERSONAL Two-way player who saw action at running back, fullback, quarterback and linebacker in high school...named first-team

all-state by the Clarion Ledger after accumulating 3,089 yards rushing and 28 touchdowns as a senior...passed for 627 yards...totaled 85 tackles at linebacker...awarded as the 2006 Natchez Democrat Metro Player of the Year...led his team to the 1A state championship, a game in which he had 52 carries for 317 yards and three touchdowns... as a junior, tallied over 2,300 all-purpose yards, including 1,800 yards rushing with 22 touchdowns.

Ridley's 2017 Game-by-Game Statistics

Date	Opponent	GP	GS	RUSHING					TD	RECEIVING				
				Att	Yds	Avg	Lg	No		Yds	Avg	Lg	TD	
12/25 at Houston		1	0	9	28	3.1	7	0	0	0	0.0	0	0	
12/31 CLEVELAND		1	1	17	80	4.7	21	1	0	0	0.0	0	0	
SEASON TOTALS		2	1	26	108	4.2	21	1	0	0	0.0	0	0	

POSTSEASON TOTALS

1/14 JACKSONVILLE		1	0	0	0	0.0	0	0	0	0	0.0	0	0
POSTSEASON TOTALS		1	0	0	0	0.0	0	0	0	0	0.0	0	0

Ridley's Career Totals

Year	Team	GP	GS	RUSHING					TD	RECEIVING				
				Att	Yds	Avg	Lg	No		Yds	Avg	Lg	TD	
2011	New England	16	2	87	441	5.1	33t	1	3	13	4.3	8	0	
2012	New England	16	12	290	1,263	4.4	41	12	6	51	8.5	20	0	
2013	New England	14	6	178	773	4.3	29	7	10	62	6.2	24	0	
2014	New England	6	5	94	340	3.6	43	2	4	20	5.0	7	0	
2015	N.Y. Jets	8	1	36	90	2.5	13	0	4	-2	-0.5	3	0	
2016	Atlanta	1	0	3	7	2.3	7	0	0	0	0.0	0	0	
2017	Pittsburgh	2	1	26	108	4.2	21	1	0	0	0.0	0	0	
NFL TOTALS		63	27	714	3,022	4.2	43	23	27	144	5.3	24	0	

Regular-Season Single-Game Highs:

Attempts: 28, vs. Denver, 10/7/12; **Yards:** 151, vs. Denver, 10/7/12; **Avg. (Min. 10 Att.):** 9.7, at Oakland 10/2/11; **Long:** 43, vs. Cincinnati 10/5/14; **Touchdowns:** 2, four times, last vs. Pittsburgh, 11/13/13; **Receptions:** 3, two times, last vs. Pittsburgh, 11/3/13; **Receiving Yards:** 27, at Tennessee, 9/9/12; **Receiving Long:** 24, at Atlanta, 9/29/13.

POSTSEASON

Year	Team	GP	GS	RUSHING					TD	RECEIVING				
				Att	Yds	Avg	Lg	No		Yds	Avg	Lg	TD	
2011	New England	1	0	4	21	5.3	11	0	1	4	4.0	4	0	
2012	New England	2	1	33	152	4.7	23	1	1	13	13.0	13	3	
2013	New England	2	0	19	69	3.6	10	2	0	0	0.0	0	0	
2017	Pittsburgh	1	0	0	0	0.0	0	0	0	0	0.0	0	0	
NFL TOTALS		6	1	56	242	4.3	23	3	2	17	8.5	13	0	

Post-Season Single-Game Highs:

Attempts: 18, vs. Baltimore, 1/20/13; **Yards:** 82, vs. Houston, 1/13/13; **Avg. (Min. 10 Att.):** 5.5, vs. Houston, 1/13/13; **Long:** 23, vs. Houston, 1/13/13; **Touchdowns:** 2, vs. Indianapolis, 1/11/14; **Receptions:** 1, two times, last vs. Houston, 1/13/13; **Receiving Yards:** 13, vs. Houston, 1/13/13; **Receiving Long:** 13, vs. Houston, 1/13/13.



Jake Rodgers *OT*

HEIGHT: 6-6

WEIGHT: 320

COLLEGE: Eastern Washington

BORN: Sept. 10, 1991

BIRTHPLACE: Spokane, Wash.

HOW ACQUIRED: FA – '18

NFL EXPERIENCE: 2nd year

68

PRO (0-0/0-0): Claimed off of waivers from Houston on May 2, 2018...signed by the Texans on January 2, 2018...added to the Houston Texas' practice squad on December 21, 2017...released from the Steelers' practice squad on December 19, 2017 after joining it on November 20, 2017...released from the practice squad of the Los Angeles Chargers on November 17, 2017 after joining it two days prior...released from the Steelers' practice squad on November 6, 2017...joined the Steelers' practice squad on October 8, 2017 after being released by Pittsburgh on September 26, 2017...added to the Steelers' practice squad on September 20, 2017...released by Pittsburgh on September 2, 2017....signed by the Steelers on May 5, 2017...released by the Carolina Panthers on May 2, 2017...signed by the Panthers on January 3, 2017...released from the Panthers' practice squad on December 13, 2016...signed to the Panthers' practice squad on November 29, 2016...released by the New York Giants September 12,

2016...signed by the Giants on January 5, 2016...signed to the Giants' practice squad on December 8, 2015...released by the Atlanta Falcons on September 4, 2015...originally drafted by the Falcons as a seventh-round (225th overall) selection in the 2015 NFL Draft.

2017 (0-0/0-0) (PIT/LAR/HOU): Spent time on the practice squads of the Pittsburgh Steelers, Los Angeles Chargers and Houston Texans.

COLLEGE Played in 24 games at Eastern Washington (2013-14), after transferring from Washington State...as a senior in 2014, was a first-team FCS All-American and was a first-team All-Big Sky Conference selection...majored in exercise science.

PERSONAL Attended Shadle Park High School (Spokane, Wash.)...lettered three times in football and basketball.



Ben Roethlisberger *QB*

HEIGHT: 6-5
WEIGHT: 240
COLLEGE: Miami (Ohio)
BORN: March 2, 1982
BIRTHPLACE: Findlay, Ohio

HOW ACQUIRED: D1 - '04 (#11)
NFL EXPERIENCE: 15th year



7

CAREER HIGHLIGHTS

Has started the most games at QB in team history (198), and he has the most wins in team history (135) during the regular season.

In 14 seasons he has led the Steelers to nine postseason berths, seven AFC North Championships, four AFC Championships and two Super Bowl victories in three championship game appearances, becoming the youngest quarterback to ever win a Super Bowl (23, Super Bowl XL), and the second-youngest quarterback to win his second Super Bowl (Tom Brady).

Entering the 2018 season, holds career franchise regular-season records in numerous passing categories, including passing touchdowns (329), passing yards (51,065), passer rating (94.0), completions (4,164), pass attempts (6,493), completion percentage (64.1), yards per attempt (7.9), 300-yard passing games (53) and 3,000-yard passing seasons (12).

Entering the 2018 season, has the fifth-most 400-yard passing games in NFL history (10), the ninth-most passing touchdowns in NFL history (329), the eighth-most passing yards in NFL history (51,065) and the eighth-most completions in NFL history (4,164).

Owns many franchise records for career postseason passing, including passing yards (5,256), attempts (676), completions (422), completion percentage (62.4), 300-yard passing games (5), and games with 30 or more completions (3) and has also appeared in the most playoff games (21) in Steelers' postseason history.

His 422 completions rank as the fifth-most in NFL playoff history.

His 5,256 passing yards rank as the fifth-most in NFL playoff history.

Holds many of the single-season passing records for the Steelers including completions (408 in 2014), attempts (608 in 2014),

touchdown passes (32 in 2007 and 2014), passer rating (104.1 in 2007), completion percentage (68.0 in 2015), passing yards (4,952 in 2014), 300-yard games (9 in 2014) and games with a passer rating of 100.0 or more (10 in 2014).

Holds the Steelers single-game records for most passing yards (522, 10/26/14 vs. Indianapolis), completions (44, 12/10/17 vs. Baltimore), attempts (66, 12/10/17 vs. Baltimore), completion percentage (min. 20 attempts, 85.7, 11/26/07 vs. Miami) and touchdown passes (6), which he did in back-to-back games in 2014 (10/26 vs. Indianapolis and 11/2 vs. Baltimore).

Is 21-2 all-time at home in October as a starter, the best winning percentage in the Super Bowl era among QBs who have made at least 10 starts at home in October (.913).

Has thrown at least 15 touchdowns in his first 14 seasons in the league, marking the most consecutive seasons to start a career with at least 15 passing touchdowns in NFL history.

Is the first player in NFL history to record at least 500 passing yards three times (12/20/09 vs. Green Bay, 10/26/14 vs. Indianapolis, 12/10/17 vs. Baltimore).

Became the 11th quarterback in NFL history to throw for at least 300 yards in 50 regular-season games and the ninth to do so with one team.

Entering the 2018 season, his 135 wins as a starting quarterback in regular-season games are the seventh-most in NFL history.

Entering the 2018 season, has appeared in the 200 regular-season games in his NFL career and with the Steelers - tied for the fourth-most games played in franchise history.

Entering the 2018 season, has thrown at least three touchdown passes in 44 games during the regular season.

BEN ROETHLISBERGER

Entering the 2018 season, has registered 81 regular season games as a starter with a passer rating over 100.0.

Earned his 130th win as a starting quarterback in his 192nd start to mark the third-fewest starts in NFL history to win 130 games (Tom Brady: 168 and Peyton Manning: 189).

Entering the 2018 season, has registered at least four touchdown passes 15 times in his career.

Has registered at least 20 touchdown passes in seven consecutive seasons (2011-17).

From 2009-17, threw at least one touchdown pass in 45 consecutive home games, which stands as the third-longest streak in NFL history (Tom Brady: 47 and Drew Brees: 60).

In 2017, became the eighth quarterback in NFL history to reach 50,000 passing yards in regular-season career games.

In 2017, became the ninth player in NFL history to reach 4,000 pass completions.

In 2017, he reached the 3,000-yard passing mark for the 12th straight season, to become the sixth player in NFL history to reach 3,000 passing yards in 12 straight seasons.

Has thrown for at least 3,500 passing yards in five consecutive seasons, dating back to 2013, the longest streak in team history.

During the 2016 season, became the 10th quarterback in NFL history to throw at least 275 touchdown passes with one team, and became the 11th quarterback in league history to reach 45,000 passing yards, and the eighth quarterback to do so with one team.

In 2016, reached 45,000 passing yards in his 179th career game, the fifth fewest games in NFL history to hit that milestone.

During the 2016 season, became the sixth quarterback in NFL history to register at least five touchdown passes in five regular season games.

In 2016, became the first player in NFL history to throw at least 500 completions to three teammates (Heath Miller, Hines Ward and Antonio Brown).

Became the third active NFL quarterback to reach 50 road wins (Tom Brady and Drew Brees) during the 2016 season.

By completing 44 passes against Baltimore in 2017 (12/10), he became the first quarterback in NFL history to have three 40-completion games in a career.

With his 506-yard passing game vs. Baltimore in 20157 (12/10), he became the fifth NFL quarterback since 1960 to record 10 400-yard passing games during the regular-season and the first to have three 500-yard passing games in a career.

By throwing 12 total touchdowns in a two-game span in 2014 (Weeks 8-9), he set an NFL record for the most touchdown passes in a two-game span.

Is the only quarterback in NFL history to throw three touchdown passes of 94 yards or more.

Is the fourth quarterback in NFL history to throw three touchdown passes of 90 yards or more.

Threw at least one touchdown in 30 consecutive regular-season games that he played in, a team record, which started 9/9/12 at Denver and ended 9/11/14 at Baltimore.

In 2014, he became one of six quarterbacks in NFL history to earn wins against at least 31 other teams with a Week 15 victory at Atlanta.

Named the Steelers' 2013 Walter Payton Man of the Year, an award that recognizes a player's off-the-field community service as well as his playing excellence.

Became just the fourth quarterback in NFL history (Tom Brady, Joe Montana and Terry Bradshaw) to win 100 games in the first 150 starts of his career.

Became the seventh player in NFL history to record 125 wins as a starter in the regular-season, joining Tom Brady, Drew Brees, John Elway, Brett Favre, Peyton Manning and Dan Marino.

Is only the second quarterback in team history (Terry Bradshaw, 111) to reach 100 career wins in the regular season.

Became the first QB in franchise history to throw for more than 300 yards in three consecutive games (Weeks 7-9 in 2011).

Joined Tom Brady, Peyton Manning, Brett Favre and Joe Montana as the only players with at least 400 pass completions in NFL postseason history.

Reached 5,000 career passing yards in the postseason—joining Tom Brady, Peyton Manning, Brett Favre and Joe Montana as the only NFL quarterbacks to reach the milestone in playoff history.

Has thrown a touchdown pass in 17 of his 21 career postseason games...is the second player in Steelers playoff history to total at least 30 passing touchdowns with 30, joining Terry Bradshaw (30).

Is tied with Terry Bradshaw for the eighth-most touchdown passes in NFL playoff history, with 30.

Has recorded nine multi-touchdown passing game in his postseason career, the second-most multi-touchdown pass games in Steelers playoff history (Terry Bradshaw: 10).

Earned his fourth consecutive Pro Bowl selection and his sixth overall selection in 2017 (2007, 2011, 2014-17).

Named AFC Player of the Month (November in 2013).

Has been named AFC Offensive Player of the Week 15 times in his career (Week 6 in 2004, Weeks 10 and 16 in 2007, Week 5 in 2008, Week 15 in 2009, Week 17 in 2010, Weeks 5

and 8 in 2011, Week 11 in 2013, Weeks 8-9 in 2014, Weeks 2 and 10 in 2015, Week 4 in 2016 and Week 14 in 2017).

Has been named the FedEx Air Player of the Week 14 times (Week 5 in 2006, Weeks 9 and 16 in 2007, Week 5 in 2008, Week 8 in 2011, Weeks 8-9 and 14-15 in 2014, Weeks 10, 13 and 15 in 2015, Week 5 in 2016 and Week 14 in 2017).

Earned Sunday ESPN NFL Primetime Game Ball honors for the Wild Card Game, Divisional Playoff and AFC Championship Game in 2005.

Recipient of the 2010 Pro Football Writers' "The Chief Award," which was established in honor of the Steelers' founder, Arthur J. Rooney, Sr., and is presented annually to the Steeler that best exemplifies the spirit of cooperation with the media.

Named Offensive Rookie of the Year by the Associated Press, Sports Illustrated, The Sporting News, Pro Football Weekly, PFWA, Football Digest and Pepsi, won the Joe Greene Great Performance Award given annually to the Steelers' top rookie, named to Pro Football Weekly's and the PFWA's All-Rookie Team, named Pepsi NFL Rookie of the Week (Weeks 3-6, 8, 9, 11, 13 and 16), NFL Rookie of the Month (October) all as a rookie in 2004.

PRO (185-183/20-20): Signed a new five-year contract with the Steelers on March 13, 2015...suspended four games for violating the NFL Personal Conduct Policy on April 21, 2010... re-signed with the Steelers (eight-year contract) on March 3, 2008...originally drafted by the Steelers in the first round (11th overall) of the 2004 NFL Draft.

2017 (15-15/1-1): Named an offensive team captain for the ninth time (seventh consecutive)...started 15 games during the regular season... did not play in the season finale 12/31 vs. Cleveland...finished the season ranked fifth in passing yards (4,251), tied for fourth in completions (360) and tied for fifth in passing touchdowns (28)...his 360 pass completions in were the third-most by a Steeler in a single season...his 4,251 passing yards in 2017 were the fourth-most by a Steeler in a single season...started the only Steelers playoff contest (1/14) and set franchise single-game playoff records for passing attempts

(58), pass completions (37), passing yards (469) and touchdown passes (5).

9/10 at Cleveland: Completed 24-of-36 passes for 263 yards with two touchdowns and an interception for a 95.0 passer rating...increased his record among NFL quarterbacks in career totals against Cleveland to 436 completions, 5,753 passing yards and 37 touchdown passes...surpassed Philip Rivers (3,811) for the 10th-most pass completions in NFL history, now with 3,828 in his NFL career... surpassed Fran Tarkenton (47,003) for the ninth-most passing yards in NFL history, now with 47,077 in his NFL career.

9/17 vs. Minnesota: Completed 23-of-35 passing for 243 yards with two touchdowns for a passer rating of 104.8...became the seventh player in NFL history to record 125 wins as a starter in the regular-season, joining Tom Brady, Drew Brees, John Elway, Brett Favre, Peyton Manning and Dan Marino...surpassed Drew Bledsoe (3,839) for the

BEN ROETHLISBERGER

ninth-most pass completions in NFL history, now with 3,851 in his NFL career...for the 76th time in his career during the regular season, he registered a passer rating over 100.0 as a starter.

9/24 at Chicago: Completed 22-of-39 passes for 235 yards with one touchdown...his 22 completions and 235 yards were game highs.

10/1 at Baltimore: Completed 18-of-30 passes for 216 yards with one touchdown and an interception...increased his NFL records in completions (391), passing yards (4,665), touchdown passes (36) and passing plays of 25-plus yards (35) in games against Baltimore.

10/8 vs. Jacksonville: Completed 33-of-55 passes for 312 yards with five interceptions...his streak of 45 consecutive home games in which he has played with at least one touchdown pass was snapped which stands as the third-longest streak in NFL history (Tom Brady: 47 and Drew Brees: 60)...recorded his 50th 300-yard passing performance, making him the 11th quarterback in NFL history to throw for at least 300 yards in 50 regular-season games and the ninth to do so with one team.

10/15 at Kansas City: Completed 17-of-25 passes for game-high 252 yards, including a 51-yard touchdown throw to WR Antonio Brown...finished with a passer rating of 97.4.

10/22 vs. Cincinnati: Completed 14-of-24 passing for 224 yards with two touchdowns for a 117.4 passer rating.

10/29 at Detroit: Completed 17-of-31 passes for 317 yards with one touchdown and one interception for a passer rating of 87.7...threw a pass to WR JuJu Smith-Schuster resulting in a 97-yard touchdown – the longest pass play in Steelers history – and tying as the longest offensive play in team history (97-yard TD run: Bobby Gage, Dec. 4, 1949 at Chicago)...the 97-yard touchdown pass to WR JuJu Smith-Schuster was his 16th touchdown pass of at least 60 yards, extending his franchise record.

11/12 at Indianapolis: Completed 19-of-31 passes for 236 yards with two touchdowns and one interception for a passer rating of 92.9...led the Steelers to a win after trailing 17-9 entering the fourth quarter to mark the 40th time in his NFL

career overcoming a fourth-quarter deficit (regular season: 36 and postseason: 4)...earned his 130th win as a starting quarterback in his 192nd start to mark the third-fewest starts in NFL history to win 130 games (Tom Brady: 168 and Peyton Manning: 189).

11/16 vs. Tennessee: Completed 30-of-45 passes for 299 yards with four touchdowns and zero interceptions for a passer rating of 115.0...increased his 2017 touchdown pass total to 15 extending his streak of consecutive seasons to begin his NFL career with at least 15 touchdown passes to 14 – breaking a tie with Peyton Manning for the longest streak to start an NFL career...with his ninth completion, became the ninth player in NFL history to reach 4,000 pass completions...passed Warren Moon (49,325) for the eighth-most passing yards in NFL history, with 49,411 in his NFL career.

11/26 vs. Green Bay: Completed 33-of-45 passes for 351 yards with four touchdowns and two interceptions for a passer rating of 106.8...added 25 rushing yards on three carries – the 11th regular-season game of his NFL career with at least 25 yards on the ground...led the Steelers to a game-winning drive for the 41st time in his NFL career (regular season: 37 / postseason: 4)...threw at least four touchdown passes in back-to-back games for the third time in his regular-season career (Oct. 26-Nov. 2, 2014 and Oct. 2-Oct. 9, 2016).

12/4 at Cincinnati Bengals: Completed 24-of-40 passes for 290 yards with two touchdowns and one interception (88.5 rating)...became the eighth quarterback in NFL history to reach 50,000 passing yards in regular-season career games.

12/10 vs. Baltimore: Named AFC Offensive Player of the Week...recorded game highs in completions (44), pass attempts (66) and passing yards (506) to go along with two touchdown passes for a passer rating of 99.7...his 44 completions and 66 attempts are franchise single-game records...appeared in the 198th regular-season game of his NFL career and with the Steelers – breaking a tie with Gary Anderson for sole possession of the fifth-most games played in franchise history...became the first player in NFL history to record at least 500 passing yards in three games.

12/17 vs. New England: Completed 22-of-30

passes for 281 yards with two touchdowns and an interception for a passer rating of 110.6... increased his 2017 touchdown pass total to 25 on an 18-yard scoring toss to WR Eli Rogers in the first quarter – marking the seventh season of his NFL career with at least 25 touchdown passes...has thrown at least 25 touchdown passes in back-to-back seasons for the second time in his NFL career (2012-14: three)...extended his franchise-record streak of at least two touchdown passes to six consecutive games.

12/25 at Houston: Appeared in the 200th regular-season game of his NFL career tying Mel Blount for the fourth-most regular-season games played in team history...completed 20-of-29 passes for 226 yards with two touchdowns for a passer rating of 115.0...threw a 5-yard touchdown pass to WR Justin Hunter in the first quarter, increasing his consecutive games with at least one touchdown pass streak to 10 – the fifth-longest active streak in the NFL...extended his franchise-record streak of at least two touchdown passes to seven consecutive games—the longest such active streak in the NFL.

AFC Divisional Playoff 1/14 vs. Jacksonville: Made his 21st career postseason start and completed 37-of-58 passes for 469 yards with five touchdowns and one interception for a passer rating of 110.5...set franchise single-game playoff records for passing attempts (58), pass completions (37), passing yards (469) and touchdown passes (5)...his 469 passing yards were the second-most in a game in NFL playoff history (489: Bernie Kosar, Jan. 3, 1987 vs. N.Y. Jets) and his 37 completions tied as the fourth-most...his five touchdown passes tied as the fourth-most in an NFL postseason game, becoming the ninth quarterback in NFL playoff history to record at least five touchdown passes in a game (11th occurrence)...broke a tie with Dan Marino (385) for sole possession for the fifth-most pass completions in NFL playoff history, now with 422... tied Terry Bradshaw for the eighth-most touchdown passes in NFL playoff history, with 30...threw two touchdown passes in the first half to mark the fifth opening half of his NFL postseason career with at least two touchdown throws...surpassed John Elway (4,964) for the fifth-most passing yards in NFL playoff history, now with 5,256...completed 14 consecutive passes during the game – matching the longest streak in team postseason history (Terry

Bradshaw, Jan. 9, 1983 vs. San Diego).

COLLEGE Was a three-year starter at Miami (Ohio) from 2001-03...rewrote virtually every school passing record in just 38 games...completed 854-of-1,304 passes (65.5%) for 10,829 yards with 84 touchdowns...set another RedHawks' career record with 11,075 yards of total offense...became only the third player in Mid-American Conference history to throw for over 3,000 yards in three seasons and became the 10th quarterback in conference annals to throw for over 10,000 yards in his career...became only the eighth player in school history to earn All-America honors...also handled some punting duties, punting 24 times for 963 yards (40.1 avg.), with 17 attempts downed inside the opponent's 20-yard line...in 2003, he was an All-American first-team selection by The NFL Draft Report, and he earned third-team honors from the Associated Press, while earning All-MAC first team honors and being named the conference's Most Valuable Player and Offensive Player of the Year...he guided the team to its first bowl appearance since 1986 and its first postseason victory in 28 seasons in 2003...in 2002, earned All-American honorable mention honors and was an All-MAC second-team pick by The NFL Draft Report, adding second-team All-MAC honors from the league's media...in 2001, earned first-team Football Writer's Association of America Freshman All-America honors, was named second-team All-MAC and became the first RedHawk to earn MAC Freshman of the Year since Deland McCullough in 1992...earned a bachelor's degree in education.

PERSONAL Attended Findlay (Ohio) High School...started at quarterback for varsity only as a senior...played wide receiver for varsity as a junior...played quarterback for the junior varsity team as a freshman and sophomore... earned Ohio's Division I Offensive Player of the Year as a senior in 1999...was the runner-up for 1999 Mr. Football honors in Ohio...set state records by throwing for 4,041 yards with 54 touchdowns during his senior campaign and also ran for seven touchdowns...named league, district and Toledo Blade Player of the Year...helped the team compile a 23-9 record, which included two league championships and a state playoff appearance...played in Ohio's North-South Game and the Ohio-Pennsylvania Big

BEN ROETHLISBERGER

33 All-Star game...was an all-league and all-district performer in baseball and basketball...was a team captain in all three sports...is the son of Ken and Brenda Roethlisberger...married to Ashley and they

have two sons, Benjamin Todd Jr. and Bodie, and one daughter, Baylee Marie...Full name: Benjamin Todd Roethlisberger.

Roethlisberger's 2017 Game-by-Game Statistics

Date	Opponent	GP	GS	Att	Cmp	Pct.	Yds	Yds/Att	TD	Int	Lg	Sk	Lst	Rtg
9/10	at Cleveland	1	1	36	24	66.7	263	7.31	2	1	50	1	8	95.0
9/17	MINNESOTA	1	1	35	23	65.7	243	6.94	2	0	51	2	10	104.8
9/24	at Chicago	1	1	39	22	56.4	235	6.03	1	0	25	3	23	82.7
10/1	at Baltimore	1	1	30	18	60.0	216	7.20	1	1	24	1	8	79.3
10/8	JACKSONVILLE	1	1	55	33	60.0	312	5.67	0	5	49	2	11	37.8
10/15	at Kansas City	1	1	25	17	68.0	252	10.08	1	1	51t	1	7	97.4
10/22	CINCINNATI	1	1	24	14	58.3	224	9.33	2	0	42	0	0	117.4
10/29	at Detroit	1	1	31	17	54.8	317	10.23	1	1	97t	0	0	87.7
11/12	at Indianapolis	1	1	31	19	61.3	236	7.61	2	1	44	1	8	92.9
11/16	TENNESSEE	1	1	45	30	66.7	299	6.64	4	0	41t	3	15	115.0
11/26	GREEN BAY	1	1	45	33	73.3	351	7.80	4	2	39	1	10	106.8
12/4	at Cincinnati	1	1	40	24	60.0	290	7.25	2	1	35t	1	8	88.5
12/10	BALTIMORE	1	1	66	44	66.7	506	7.67	2	0	57	3	20	99.7
12/17	NEW ENGLAND	1	1	30	22	73.3	281	9.37	2	1	69	2	11	110.6
12/25	at Houston	1	1	29	20	69.0	226	7.79	2	0	49	0	0	115.0
12/31	CLEVELAND													
INACTIVE														
SEASON TOTALS		15	15	561	360	64.2	4,251	7.58	28	14	97t	21	139	93.4

POSTSEASON

1/14	JACKSONVILLE	1	1	58	37	63.8	469	8.09	5	1	43t	2	7	110.5
POSTSEASON TOTALS		1	1	58	37	63.8	469	8.09	5	1	43t	2	7	110.5

Roethlisberger's Career Totals

REGULAR SEASON

Date	Opponent	GP	GS	Att	Cmp	Pct.	Yds	Yds/Att	TD	Int	Lg	Sk	Lst	Rtg
2004	Pittsburgh	14	13	295	196	66.4	2,621	8.9	17	11	58	30	213	98.1
2005	Pittsburgh	12	12	268	168	62.7	2,385	8.9	17	9	85t	23	129	98.6
2006	Pittsburgh	15	15	469	280	59.7	3,513	7.5	18	23	67t	46	280	75.4
2007	Pittsburgh	15	15	404	264	65.3	3,154	7.8	32	11	83	47	347	104.1
2008	Pittsburgh	16	16	469	281	59.9	3,301	7.0	17	15	65t	46	284	80.1
2009	Pittsburgh	15	15	506	337	66.6	4,328	8.6	26	12	60t	50	348	100.5
2010	Pittsburgh	12	12	389	240	61.7	3,200	8.2	17	5	56t	32	220	97.0
2011	Pittsburgh	15	15	513	324	63.2	4,077	7.9	21	14	95t	40	269	90.1
2012	Pittsburgh	13	13	449	284	63.3	3,265	7.3	26	8	82t	30	182	97.0
2013	Pittsburgh	16	16	584	375	64.2	4,261	7.3	28	14	67	42	282	92.0
2014	Pittsburgh	16	16	608	408	67.1	4,952	8.1	32	9	94t	33	172	103.3
2015	Pittsburgh	12	11	469	319	68.0	3,938	8.4	21	16	69t	20	141	94.5
2016	Pittsburgh	14	14	509	328	64.4	3,819	7.5	29	13	72t	17	141	95.4
2017	Pittsburgh	15	15	561	360	64.2	4,251	7.6	28	14	97t	21	139	93.4
NFL TOTALS		200	198	6,493	4,164	64.1	51,065	7.9	329	174	97t	477	3,147	94.0

Career Regular-Season Record as a Starter: 136-63 (68.7): 13-0 (100.0) in 2004, 9-3 (75.0) in '05, 7-8 (46.7) in '06, 10-5 (66.7) in '07, 12-4 (75.0) in '08, 9-6 (60.0) in '09, 9-3 (75.0) in '10, 11-4 (73.3) in '11, 7-6 (53.8) in '12, 8-8 (50.0) in '13, 11-5 (68.8) in '14, 7-4 (63.6) in '15, 10-4 (71.4) in '16 and 13-3 (80.0) in '17.

Regular-Season Single-Game Highs:

Attempts: 66, vs. Baltimore, 12/10/17; **Completions:** 44, vs. Baltimore, 12/10/17; **Completion Percentage (Min. 20 Att.):** 85.7, vs. Miami, 11/26/07; **Passing Yards:** 522, vs. Indianapolis, 10/26/14; **Yards/Attempt (Min. 10 Att.):** 19.8, vs. Tennessee, 9/11/05; **Touchdowns:** 6, twice, last vs. Baltimore, 11/2/14; **Interceptions:** 5, vs. Jacksonville, 10/8/17; **Long:** 97t, at Detroit, 10/29/17; **QB Rating:** 158.3, three times, last at St. Louis, 12/20/07; **Rushing Attempts:** 9, at Cincinnati, 12/21/04; **Rushing Yards:** 55, vs. Oakland, 11/21/10; **Rushing Long:** 31, vs. Oakland, 11/21/10; **Rushing Touchdowns:** 1, 16 times, last at Baltimore, 11/6/16.

Roethlisberger's Career Totals (Continued)**POSTSEASON**

Date	Opponent	GP	GS	Att	Cmp	Pct.	Yds	Yds/Att	TD	Int	Lg	Sk	Lst	Rtg
2004	Pittsburgh	2	2	54	31	57.4	407	7.5	3	5	34	2	11	61.3
2005	Pittsburgh	4	4	93	58	62.4	803	8.6	7	3	54	6	35	101.7
2007	Pittsburgh	1	1	42	29	69.0	337	8.0	2	3	37t	6	40	79.2
2008	Pittsburgh	3	3	89	54	60.7	692	7.8	3	1	65t	8	58	91.6
2010	Pittsburgh	3	3	91	54	59.3	622	6.8	4	4	58	9	48	76.4
2011	Pittsburgh	1	1	40	22	55.0	289	7.2	1	1	33	5	45	75.9
2014	Pittsburgh	1	1	45	31	68.9	334	7.4	1	2	44	5	37	79.3
2015	Pittsburgh	2	2	68	42	61.8	568	8.4	1	0	60	6	55	93.3
2016	Pittsburgh	3	3	96	64	66.7	735	7.6	3	4	62t	2	15	82.6
2017	Pittsburgh	1	1	58	37	63.8	469	8.1	5	1	43t	2	7	110.5
NFL TOTALS		21	21	676	422	62.4	5,256	7.8	30	24	65t	51	351	86.5

Career Postseason Record as a Starter 13-8 (61.9): 1-1 (.500) in '04, 4-0 (1.000) in '05, 0-1 (.000) in '07, 3-0 (1.000) in '08, 2-1 (.667) in '10, 0-1 (.000) in '11, 0-1 (.000) in '14, 1-1 (50.0) in '15, 2-1 (66.7) in '16 and 0-1 (0.0) in '17.

Roethlisberger's Career Rushing Totals**REGULAR SEASON**

Year	Team	Att	Yds	Avg	Lg	TD
2004	Pittsburgh	56	144	2.6	20	1
2005	Pittsburgh	31	69	2.2	13	3
2006	Pittsburgh	32	98	3.1	20	2
2007	Pittsburgh	35	204	5.8	30t	2
2008	Pittsburgh	34	101	3.0	17	2
2009	Pittsburgh	40	82	2.1	15	2
2010	Pittsburgh	34	176	5.2	31	2
2011	Pittsburgh	31	70	2.3	11	0
2012	Pittsburgh	26	92	3.5	14	0
2013	Pittsburgh	27	99	3.7	19	1
2014	Pittsburgh	33	27	0.8	8	0
2015	Pittsburgh	15	29	1.9	13	0
2016	Pittsburgh	16	14	0.9	14	1
2017	Pittsburgh	28	47	1.7	14	0
NFL TOTALS		438	1,252	2.9	31	16

POSTSEASON

Year	Team	Att	Yds	Avg	Lg	TD
2004	Pittsburgh	9	75	8.3	20	0
2005	Pittsburgh	19	37	1.9	10	2
2007	Pittsburgh	4	13	3.3	6	0
2008	Pittsburgh	5	0	0.0	4	0
2010	Pittsburgh	21	63	3.0	18	1
2011	Pittsburgh	3	15	5.0	9	0
2014	Pittsburgh	2	16	8.0	16	0
2015	Pittsburgh	0	0	0.0	0	0
2016	Pittsburgh	8	11	1.4	8	0
2017	Pittsburgh	2	16	8.0	15	0
NFL TOTALS		73	246	3.4	20	3

Roethlisberger's Career 300-Yard Passing Games (57)**REGULAR SEASON - 53 (30-22 AS A STARTER)**

Date	Opponent	Att	Cmp	Yds	Pct	TD	Int	Lg	Rtg	Result
12/18/04	at N.Y. Giants	28	18	316	64.3	1	2	40	84.8	W, 33-30
12/4/05	CINCINNATI	41	29	386	70.7	3	3	41	94.2	L, 38-31
10/29/06	at Oakland	37	25	301	67.6	1	4	49	61.7	L, 20-13
11/5/06	DENVER	38	54	433	70.4	1	3	63	77.2	L, 31-20
10/5/08	at Jacksonville	41	26	309	63.4	3	1	48	100.6	W, 26-21
11/16/08	SAN DIEGO	41	31	308	75.6	0	0	30	96.4	W, 11-10
12/21/08	at Tennessee	39	25	329	64.1	2	2	31	86.4	L, 31-14
9/10/09	TENNESSEE	43	33	363	76.7	1	2	34t	89.6	W, 13-10
10/4/09	SAN DIEGO	33	26	333	79.0	2	0	35	128.9	W, 37-28
10/18/09	CLEVELAND	35	23	417	65.7	2	1	52t	113.6	W, 28-14
11/22/09	at Kansas City	42	32	398	76.2	3	2	41	109.0	L, 27-24 (OT)
12/20/09	GREEN BAY	46	29	503	63.0	3	0	60t	121.9	W, 37-36
10/24/10	at Miami	27	19	302	70.4	2	0	53t	132.0	W, 23-22
11/14/10	NEW ENGLAND	49	30	387	61.2	3	1	33t	97.9	L, 39-26
12/23/10	CAROLINA	32	22	320	68.8	1	0	43t	111.5	W, 27-3
9/25/11	at Indianapolis	37	25	364	67.6	1	1	81t	97.1	W, 23-20
10/23/11	at Arizona	39	26	361	66.7	3	0	95t	121.8	W, 32-20
10/30/11	NEW ENGLAND	50	36	365	72.0	2	1	26	97.5	W, 25-17
11/6/11	BALTIMORE	37	20	330	54.1	1	1	32	82.0	L, 23-20
12/19/11	at San Francisco	44	25	330	56.8	0	3	39	52.3	L, 20-3
9/23/12	at Oakland	49	36	384	73.5	4	0	22	123.2	L, 34-31
10/11/12	at Tennessee	40	24	363	60.0	1	1	82t	87.8	L, 26-23

BEN ROETHLISBERGER

Roethlisberger's Career 300-Yard Passing Games (57) (Continued)

REGULAR SEASON - 53 (30-22 AS A STARTER)

Date	Opponent	Att	Cmp	Yds	Pct	TD	Int	Lg	Rtg	Result
12/16/12	at Dallas	40	24	339	60.0	2	1	60	93.6	L, 26-24 (OT)
9/22/13	CHICAGO	41	26	406	63.4	2	2	45	92.1	L, 40-23
9/29/13	vs. Minnesota	51	36	383	70.6	1	1	36	90.6	L, 34-27
11/3/13	at New England	48	28	400	58.3	4	2	42	95.8	L, 55-31
11/17/13	DETROIT	45	29	367	64.4	4	0	47t	119.4	W, 37-27
12/8/13	MIAMI	39	23	349	58.9	3	0	67	114.2	L, 34-28
9/7/14	CLEVELAND	34	23	365	67.6	1	1	41	100.7	W, 30-27
9/28/14	TAMPA BAY	40	29	314	72.5	3	0	31	120.2	L, 27-24
10/26/14	INDIANAPOLIS	49	40	522	81.6	6	0	52	150.6	W, 51-34
11/2/14	BALTIMORE	37	25	340	67.6	6	0	54t	136.3	W, 43-23
11/9/14	at N.Y. Jets	43	30	343	69.8	1	2	80t	81.8	L, 20-13
11/30/14	NEW ORLEANS	58	32	435	55.2	2	2	48	76.4	L, 35-32
12/7/14	at Cincinnati	39	25	350	64.1	3	0	94t	118.5	W, 42-21
12/14/14	at Atlanta	35	27	360	77.1	0	0	44	109.2	W, 27-20
12/28/14	CINCINNATI	38	24	317	63.2	2	1	63t	96.1	W, 27-17
9/10/15	at New England	38	26	351	68.4	1	1	43	95.4	L, 28-21
9/20/15	SAN FRANCISCO	27	21	369	77.8	3	0	59	155.8	W, 43-18
11/8/15	OAKLAND	44	24	334	54.5	2	1	59	84.8	W, 38-35
11/15/15*	CLEVELAND	33	22	379	66.7	3	1	64	123.2	W, 30-9
11/29/15	at Seattle	55	36	456	65.5	1	2	69t	82.1	L, 39-30
12/6/15	INDIANAPOLIS	39	24	364	61.5	4	0	68t	126.4	W, 45-10
12/20/15	DENVER	55	40	380	72.7	3	2	23t	94.5	W, 34-27
1/3/16	at Cleveland	36	24	349	66.7	3	2	66	102.7	W, 28-12
9/12/16	at Washington	37	27	300	73.0	3	1	42	112.4	W, 38-16
10/2/16	KANSAS CITY	27	22	300	81.5	5	0	47	152.5	W, 43-14
10/9/16	N.Y. JETS	47	34	380	72.3	4	0	72t	124.4	W, 31-13
11/13/16	DALLAS	46	37	408	80.4	3	0	44	125.4	L, 35-30
10/8/17	JACKSONVILLE	55	33	312	60.0	0	5	49	37.8	L, 30-9
10/29/17	at Detroit	31	17	317	54.8	1	1	97t	87.7	W, 20-15
11/26/17	GREEN BAY	45	33	351	73.3	4	2	39	106.8	W, 31-28
12/10/17	BALTIMORE	66	44	506	66.7	2	0	57	99.7	W, 39-38

*Did not start vs. Cleveland

POSTSEASON - 5 (0-5)

1/5/08	JACKSONVILLE	42	29	337	69.0	2	3	37	79.5	L, 29-31
1/3/15	BALTIMORE	45	31	334	68.9	1	2	44	79.3	L, 30-17
1/17/16	at Denver	37	24	339	64.9	0	0	58	94.3	L, 23-16
1/22/17	at New England	47	31	314	66.0	1	1	30t	83.1	L, 36-19
1/14/18	JACKSONVILLE	58	37	469	63.8	5	1	43t	110.5	L, 45-42

Roethlisberger's Game-Winning Drives (43)

(Victories in which Roethlisberger has rallied the Steelers from a fourth-quarter deficit to tie or to win.)

REGULAR SEASON - 39

Date	Opponent	Down	Won	Go-Ahead Score	Drive	Clock at end	Passing
10/3/04	Cincinnati	14-17	28-17	Bettis 1-yd. run	13:89; 6:41	9:03	2-3, 17 yds.
10/17/04	at Dallas	10-20	24-20	Bettis 2-yd. run	5:24; 1:50	0:30	2-2, 17 yds.
12/5/04	at Jacksonville	14-16	17-16	Reed 37-yd. FG	6:56; 1:37	0:18	3-3, 39 yds.
12/12/04	N.Y. Jets	3-3	17-6	Tuman 10-yd. pass from Bettis	8:80; 2:09	12:51	2-2, 47 yds.
12/18/04	at N.Y. Giants	26-30	33-30	Bettis 1-yd. run	7:67; 3:20	4:57	4-4, 69 yds.
10/10/05	at San Diego	21-22	24-22	Reed 40-yd. FG	11:40; 4:36	0:06	3-3, 19 yds.
10/31/05	Baltimore	17-19	20-19	Reed 37-yd. FG	8:60; 1:45	1:36	2-2, 37 yds.
11/12/06	New Orleans	24-24	38-31	Parker 3-yd. run	6:78; 3:34	14:55	0-0, 0 yds.
11/19/06	at Cleveland	10-20	24-20	Parker 4-yd. pass from Roethlisberger	11:77; 2:34	0:32	6-9, 72 yds.
12/31/06	at Cincinnati	14-17	23-17(OT)	Holmes 67-yd. pass from Roethlisberger	3:78; 1:33	13:27	1-1, 67 yds.
11/11/07	Cleveland	21-16	31-28	Roethlisberger 30-yd. run	7:66; 3:15	11:32	2-4, 34 yds.
11/26/07	Miami	0-0	3-0	Reed 24-yd. FG	9:36; 3:56	0:17	4-5, 44 yds.
9/29/08	Baltimore	20-20	23-20 (OT)	Reed 46-yd. FG	7:29; 3:56	8:55	2-3, 31 yds.
10/5/08	at Jacksonville	20-21	26-21	Ward 8-yd. pass from Roethlisberger	11:80; 4:40	1:53	6-8, 61 yds.
11/16/08	San Diego	8-10	11-10	Reed 32-yd. FG	13:73; 6:30	0:11	6-6, 61 yds.
12/14/08	Baltimore	6-9	13-9	Holmes 4-yd. pass from Roethlisberger	12:92; 2:53	0:43	7-11, 89 yds.

Roethlisberger's Game-Winning Drives (43) (Continued)

(Victories in which Roethlisberger has rallied the Steelers from a fourth-quarter deficit to tie or to win.)

REGULAR SEASON – 39

9/10/09	Tennessee ●	10-10	13-10 (OT)	Reed 33-yd. FG	10-63;4:32	0:00	5-7, 60 yds.
12/20/09	Green Bay	30-36	37-36	Wallace 19-yd. pass from Roethlisberger	11-86;2:06	0:00	6-11, 90 yds.
12/27/09	Baltimore	20-20	23-20	Reed 38-yd. FG	8-44;3:38	5:25	5-7, 44 yds.
10/24/10	at Miami	20-22	23-22	Reed 18-yd. FG	8-47; 2:51	2:26	2-2, 31 yds.
11/28/10	at Buffalo ●	16-16	19-16 (OT)	Suisham 41-yd. FG	13-58; 7:06	0:00	1-3, 17 yds.
12/5/10	at Baltimore	6-10	13-10	Redman 9-yd. pass from Roethlisberger	3-9; 0:22	2:51	1-3, 9 yds.
9/25/11	at Indianapolis	20-20	23-20	Suisham 38-yd. FG	10-60; 2:05	0:04	3-4, 39 yds.
10/7/12	PHILADELPHIA	13-14	16-14	Suisham 34-yd. FG	14-64; 6:33	0:00	4-5, 50 yds.
10/21/12	at Cincinnati	17-17	24-17	Rainey 11-yd. run	8-67; 4:42	14:16	5-5, 54 yds.
11/4/12	at N.Y. Giants	17-20	24-20	Redman 1-yd. run	9-51; 4:53	4:02	2-4, 26 yds.
10/20/13	BALTIMORE	16-16	19-16	Suisham 42-yd. FG	7-39; 1:58	0:00	3-4, 31 yds.
11/17/13	DETROIT	23-27	37-27	W. Johnson 1-yd. pass from Roethlisberger	16-97; 8:03	4:46	7-10, 82 yds.
12/22/13	at Green Bay	31-31	38-31	Bell 1-yd. run	5-17; 0:26	1:25	1-2, 5 yds.
9/7/14	CLEVELAND	27-27	30-27	Suisham 41 yd. FG	5-33; 0:47	0:00	3-4, 33 yds.
11/17/14	at Tennessee	13-24	27-24	Brown 12 yd. pass from Roethlisberger	8-65; 4:02	9:01	4-5, 45 yds.
12/7/14	at Cincinnati	20-21	42-21	Bell 13 yd. run	4-24; 1:18	11:27	1-2, 8 yds.
12/20/15	DENVER	27-27	34-27	Brown 23 yd. pass from Roethlisberger	3-37; 0:56	3:24	2-2, 32 yds.
12/18/16	at Cincinnati	20-18	24-20	Rogers 24 yd. pass from Roethlisberger	5-69; 3:22	7:29	2-2, 34 yds.
12/25/16	BALTIMORE	20-10	31-27	Brown 4 yd. pass from Roethlisberger	10-75; 1:09	0:09	8-10, 75 yds.
11/12/17	at Indianapolis	17-9	20-17	Boswell 33-yd. FG	10-70; 3:10	0:00	4-4, 66 yds.
11/26/17	GREEN BAY	28-28	31-28	Boswell 53-yd. FG	4-35; 0:17	0:00	3-3, 35 yds.
12/4/17	at Cincinnati	20-20	23-20	Boswell 38-yd. FG	8-39; 2:42	0:00	3-3, 26 yds.
12/10/17	BALTIMORE	38-36	39-38	Boswell 46 yd. FG	10-55; 1:45	0:42	4-7, 62 yds.

POSTSEASON – 4

1/15/05	N.Y. Jets ●	10-17	20-17 (OT)	Reed 33-yd. FG	14-72; 8:19	3:56	3-4, 32 yds.
2/1/09	vs. Arizona	20-23	27-23	Holmes 6-yd. pass from Roethlisberger	8-78; 2:02	0:35	5-7, 84 yds.
1/15/11	vs. Baltimore	24-24	31-24	Mendenhall 1-yd. run	11-65; 2:21	1:31	2-6, 70 yds.
1/9/16	at Cincinnati	15-16	18-16	Boswell 35 yd. FG	9-74; 1:09	0:14	5-7, 40 yds.

● Overtime

Roethlisberger's 3+ Touchdown Games (46)**REGULAR SEASON – 44 (31-12 AS A STARTER)**

Date	Opponent	Att	Comp	Yds	Pct	TD	Int	LG	Rating	Result
12/4/05	Cincinnati	41	29	386	70.7	3	3	41	94.2	L, 38-31
10/22/06	at Atlanta	22	16	238	72.7	3	0	36	147.3	L, 41-38 (OT)
11/12/06	New Orleans	28	17	264	60.7	3	0	46	127.7	W, 38-31
9/9/07	at Cleveland	23	12	161	52.2	4	0	40	114.3	W, 34-7
10/21/07	at Denver	35	24	290	68.6	4	2	40	108.0	L, 31-28
11/5/07	Baltimore	16	13	209	81.3	5	0	45	158.3	W, 38-7
12/16/07	Jacksonville	32	15	142	46.9	3	0	30	90.9	L, 29-22
12/20/07	at St. Louis	20	16	261	80.0	3	0	83	158.3	W, 41-24
10/5/08	at Jacksonville	41	26	309	63.4	3	1	48	100.6	W, 26-21
10/11/09	at Detroit	30	23	277	76.6	3	1	47t	123.9	W, 28-20
11/9/09	at Denver	29	21	233	72.4	3	1	35	116.0	W, 28-10
11/22/09	at Kansas City	42	32	398	76.2	3	2	41	109.0	L, 27-24
12/20/09	Green Bay	46	29	503	63.0	3	0	60t	121.9	W, 37-36
1/3/10	at Miami	27	18	220	66.6	3	0	54t	128.6	W, 30-24
10/17/10	Cleveland	27	16	257	59.3	3	1	50	112.7	W, 28-10
11/14/10	New England	49	30	387	61.2	3	1	33t	97.9	L, 39-26
11/21/10	Oakland	29	18	275	62.1	3	0	52t	127.8	W, 35-3
10/9/11	Tennessee	34	24	228	70.6	5	1	40t	116.2	W, 38-17
10/23/11	at Arizona	39	26	361	66.7	3	0	95t	121.8	W, 32-20
9/23/12	at Oakland	49	36	384	73.5	4	0	22	123.2	L, 34-31
10/28/12	WASHINGTON	33	24	222	72.7	3	0	27	121.0	W, 27-12
12/9/12	SAN DIEGO	42	22	285	52.4	3	1	40t	87.9	L, 34-24
12/30/12	CLEVELAND	23	15	134	65.2	3	0	16	120.3	W, 24-10
11/3/13	at New England	48	28	400	58.3	4	2	42	95.8	L, 55-31
11/17/13	DETROIT	45	29	367	64.4	4	0	47t	119.4	W, 37-27
12/8/13	MIAMI	39	23	349	58.9	3	0	67	114.2	L, 34-28

BEN ROETHLISBERGER

Roethlisberger's 3+ Touchdown Games (46) (Continued)

REGULAR SEASON - 44 (31-12 AS A STARTER)

Date	Opponent	Att	Comp	Yds	Pct	TD	Int	LG	Rating	Result
9/28/14	TAMPA BAY	40	29	314	72.5	3	0	31	120.2	L, 27-24
10/26/14	INDIANAPOLIS	49	40	522	81.6	6	0	52	150.6	W, 51-34
11/2/14	BALTIMORE	37	25	340	67.6	6	0	54t	136.3	W, 43-23
12/7/14	at Cincinnati	39	25	350	64.1	3	0	94t	118.5	W, 42-21
9/20/15	SAN FRANCISCO	27	21	369	77.8	3	0	59	155.8	W, 43-18
11/15/15*	CLEVELAND	33	22	379	66.7	3	1	64	123.2	W, 30-9
12/6/15	INDIANAPOLIS	39	24	364	61.5	4	0	68t	126.4	W, 45-10
12/20/15	DENVER	55	40	380	72.7	3	2	23t	94.5	W, 34-27
1/3/16	at Cleveland	36	24	349	66.7	3	2	66	102.7	W, 28-12
9/12/16	at Washington	37	27	300	73.0	3	1	42	112.4	W, 38-16
9/18/16	CINCINNATI	37	19	259	51.4	3	2	53	78.5	W, 24-16
10/2/16	KANSAS CITY	27	22	300	81.5	5	0	47	152.5	W, 43-14
10/9/16	N.Y. JETS	47	34	380	72.3	4	0	72t	124.4	W, 31-13
11/13/16	DALLAS	46	37	408	80.4	3	0	44	125.4	L, 35-30
11/24/16	at Indianapolis	20	14	221	70.0	3	0	35	146.0	W, 28-7
12/25/16	BALTIMORE	33	24	279	72.7	3	2	39	103.0	W, 31-27
11/16/17	TENNESSEE	45	30	299	66.7	4	0	41T	115.0	W, 40-17
11/26/17	GREEN BAY	45	33	351	73.3	4	2	39	106.8	W, 31-28

*Did not start vs. Cleveland

POSTSEASON - 2 (1-1)

1/8/06	at Cincinnati	19	14	208	73.7	3	0	54	148.7	W, 31-17
1/14/18	JACKSONVILLE	58	37	469	63.8	5	1	43t	110.5	L, 45-42

Roethlisberger's 100+ Passer Rating Games (86)

REGULAR SEASON - 82 (72-9 AS A STARTER)

Date	Opponent	Att	Comp	Yds	Pct	TD	Int	LG	Rating	Result
12/20/07	at St. Louis	20	16	261	80.0	3	0	83	158.3	W, 41-24
11/5/07	BALTIMORE	16	13	209	81.3	5	0	45	158.3	W, 38-7
9/11/05	TENNESSEE	11	9	218	81.8	2	0	63t	158.3	W, 34-7
12/5/04	at Jacksonville	17	14	221	82.5	2	0	37t	158.0	W, 17-16
9/20/15	SAN FRANCISCO	27	21	369	77.8	3	0	59	155.8	W, 43-18
10/15/06	KANSAS CITY	19	16	238	84.2	2	0	50	153.8	W, 45-7
10/2/16	KANSAS CITY	27	22	300	81.5	5	0	47	152.5	W, 43-14
10/26/14	INDIANAPOLIS	49	40	522	81.6	6	0	52	150.6	W, 51-34
10/22/06	at Atlanta	22	16	238	72.7	3	0	36	147.3	L, 41-38
9/7/08	HOUSTON	14	13	137	92.9	2	0	29	147.0	W, 38-17
11/24/16	at Indianapolis	20	14	221	70.0	3	0	35	146.0	W, 28-7
1/2/11	at Cleveland	22	15	280	68.2	2	0	56t	141.3	W, 41-9
9/18/05	at Houston	21	14	254	66.7	2	0	54	139.8	W, 27-7
11/2/14	BALTIMORE	37	25	340	67.6	6	0	54t	136.3	W, 43-23
10/24/10	at Miami	27	19	302	70.4	2	0	53t	132.0	W, 23-22
12/8/11	CLEVELAND	21	16	280	76.2	2	1	79t	129.6	W, 14-3
10/4/09	SAN DIEGO	33	26	333	79.0	2	0	35	128.9	W, 38-28
1/3/10	at Miami	27	18	220	66.6	3	0	54t	128.6	W, 30-24
11/21/10	OAKLAND	29	18	275	62.1	3	0	52t	127.8	W, 35-3
11/12/06	NEW ORLEANS	28	17	264	60.7	3	0	46	127.7	W, 38-31
12/6/15	INDIANAPOLIS	39	24	364	61.5	4	0	68t	126.4	W, 45-10
10/31/04	NEW ENGLAND	24	18	196	75.0	2	0	47t	126.4	W, 34-20
10/17/04	at Dallas	25	21	193	84.0	2	0	32	125.5	W, 24-20
11/13/16	DALLAS	46	37	408	80.4	3	0	44	125.4	L, 35-30
9/16/12	N.Y. JETS	31	24	275	77.4	2	0	37t	125.1	W, 27-10
12/26/04	BALTIMORE	19	14	221	73.7	2	1	36t	125.1	W, 20-7
10/9/16	N.Y. JETS	47	34	380	72.3	4	0	72t	124.4	W, 31-13
10/11/09	at Detroit	30	23	277	76.6	3	1	47t	123.9	W, 28-20
12/6/09	OAKLAND	24	18	278	75.0	2	1	57	123.3	L, 27-24
11/15/15*	CLEVELAND	33	22	379	66.7	3	1	64	123.2	W, 30-9
9/23/12	at Oakland	49	36	384	73.5	4	0	22	123.2	L, 34-31
12/20/09	GREEN BAY	46	29	503	63.0	3	0	60t	121.9	W, 37-36

Roethlisberger's 100+ Passer Rating Games (86) (Continued)**REGULAR SEASON - 82 (72-9 AS A STARTER)**

Date	Opponent	Att	Comp	Yds	Pct	TD	Int	LG	Rating	Result
10/23/11	at Arizona	39	26	361	66.7	3	0	95t	121.8	W, 32-20
10/28/12	WASHINGTON	33	24	222	72.7	3	0	27	121.0	W, 27-12
10/7/07	SEATTLE	22	18	206	81.8	1	0	25	120.8	W, 21-0
12/30/12	CLEVELAND	23	15	134	65.2	3	0	16	120.3	W, 24-10
9/28/14	TAMPA BAY	40	29	314	72.5	3	0	31	120.2	L, 27-24
12/24/05	at Cleveland	20	13	226	65.0	1	0	46	120.0	W, 41-0
11/17/13	DETROIT	45	29	367	64.4	4	0	47t	119.4	W, 37-27
12/7/14	at Cincinnati	39	25	350	64.1	3	0	94t	118.5	W, 42-21
10/22/17	CINCINNATI	24	14	224	58.3	2	0	42	117.4	W, 29-14
12/4/11	CINCINNATI	23	15	176	65.2	2	0	45	117.3	W, 35-7
10/9/11	TENNESSEE	34	24	228	70.6	5	1	40t	116.2	W, 38-17
11/9/09	at Denver	29	21	233	72.4	3	1	35	116.0	W, 28-10
9/18/11	SEATTLE	30	22	298	73.3	1	0	53	115.7	W, 24-0
9/9/07	at Cleveland	23	12	161	52.2	4	0	40	114.3	W, 34-7
12/8/13	MIAMI	39	23	349	58.9	3	0	62	114.2	L, 34-28
10/20/14	HOUSTON	33	23	265	69.7	2	0	43	113.8	W, 30-23
10/13/13	at N.Y. Jets	30	23	264	76.7	1	0	55t	113.8	W, 19-6
10/18/09	CLEVELAND	35	23	417	65.7	2	1	52t	113.6	W, 28-14
10/17/10	CLEVELAND	27	16	257	59.3	3	1	50	112.7	W, 28-10
9/21/14	at Carolina	30	22	196	73.3	2	0	30	112.6	W, 37-19
9/12/16	at Washington	37	27	300	73.0	3	1	42	112.4	W, 38-16
12/21/14	KANSAS CITY	25	18	220	72.0	1	0	44	112.1	W, 20-12
12/23/10	CAROLINA	32	22	320	68.8	1	0	43t	111.5	W, 27-3
9/14/08	at Cleveland	20	13	179	65.0	1	0	48	110.2	W, 10-6
10/28/07	at Cincinnati	26	19	230	73.1	2	1	42	109.5	W, 24-13
11/7/04	PHILADELPHIA	18	11	183	61.1	2	1	47	109.3	W, 27-3
12/14/14	at Atlanta	35	27	360	77.1	0	0	44	109.2	W, 27-20
12/11/05	CHICAGO	20	13	173	65.0	1	0	45	109.0	W, 21-9
11/22/09	at Kansas City	42	32	398	76.2	3	2	41	109.0	L, 27-24
10/19/08	at Cincinnati	28	17	216	60.7	2	0	50t	108.6	W, 38-10
10/21/07	at Denver	35	24	290	68.6	4	2	40	108.0	L, 31-28
10/10/04	CLEVELAND	21	16	231	76.2	1	1	48	107.4	W, 34-23
10/20/13	BALTIMORE	23	17	160	73.9	1	0	19	107.2	W, 19-16
9/23/07	SAN FRANCISCO	20	13	160	65.0	1	0	29	106.2	W, 37-16
12/7/06	CLEVELAND	21	11	225	52.0	1	0	49t	106.2	W, 27-7
10/2/05	at San Diego	26	17	225	65.4	1	0	33	105.4	W, 24-22
11/21/04	at Cincinnati	21	15	138	71.4	1	0	26	104.9	W, 19-14
9/17/17	MINNESOTA	35	23	243	65.7	2	0	51	104.8	W, 26-9
10/5/14	at Jacksonville	36	26	273	72.2	1	0	30	103.1	W, 17-9
12/25/16	BALTIMORE	33	24	279	72.7	3	2	39	103.0	W, 31-27
1/3/16	at Cleveland	36	24	349	66.7	3	2	66	102.7	W, 28-12
11/24/13	at Cleveland	34	22	217	64.7	2	0	41t	102.2	W, 27-11
12/17/06	at Carolina	17	10	125	58.8	1	0	21	101.3	W, 37-3
10/3/04	CINCINNATI	25	17	174	68.0	1	0	30	101.1	W, 28-17
9/7/14	CLEVELAND	34	23	365	67.6	1	1	41	100.7	W, 30-27
10/5/08	at Jacksonville	41	26	309	63.4	3	1	48t	100.6	W, 26-21
11/16/17	TENNESSEE	45	30	299	66.7	4	0	41t	115.0	W, 40-17
11/26/17	GREEN BAY	45	33	351	73.3	4	2	39	106.8	W, 31-28
12/17/17	NEW ENGLAND	30	22	281	73.3	2	1	69	110.6	L, 27-24
12/25/17	at Houston	29	20	226	69.0	2	0	49	115.0	W, 34-6

*Did not start vs. Cleveland

POSTSEASON - 5 (4-1)

1/8/06	at Cincinnati	19	14	208	73.7	3	0	54	148.7	W, 31-17
1/22/06	at Denver	29	21	275	72.4	2	0	30	124.9	W, 34-17
1/15/11	Baltimore	32	19	226	59.4	2	0	58	101.8	W, 31-24
1/8/17	MIAMI	18	13	197	72.2	2	2	62t	105.3	W, 30-12
1/14/18	JACKSONVILLE	58	37	469	63.8	5	1	43t	110.5	L, 45-42

BEN ROETHLISBERGER

Roethlisberger In Close Games (Including Postseason)

Date	Opponent	Score	Result	Margin	Date	Opponent	Score	Result	Margin
10/17/04	at Dallas	24-20	W	+4	9/25/11	at Indianapolis	23-20	W	+3
11/21/04	at Cincinnati	19-14	W	+5	10/16/11	JACKSONVILLE	17-13	W	+4
12/5/04	at Jacksonville	17-16	W	+1	11/6/11	BALTIMORE	23-20	L	-3
12/18/05	at N.Y. Giants	33-30	W	+3	11/27/11	at Kansas City	13-9	W	+4
1/15/05	N.Y. JETS ●	20-17	W	+3	1/1/12	at Cleveland	13-9	W	+4
9/25/05	NEW ENGLAND	23-20	L	-3	1/8/12	at Denver ●	29-23 (OT)	L	-6
10/10/05	at San Diego	24-22	W	+2	9/23/12	at Oakland	34-31	L	-3
10/31/05	BALTIMORE	20-19	W	+1	10/7/12	PHILADELPHIA	16-14	W	+2
1/15/06	at Indianapolis ●	21-18	W	+3	10/11/12	at Tennessee	26-23	L	-3
10/22/06	at Atlanta	41-38 (OT)	L	-3	11/4/12	at N.Y. Giants	24-20	W	+4
11/19/06	at Cleveland	24-20	W	+4	11/12/12	KANSAS CITY ●	16-13 (OT)	W	+3
12/31/06	at Cincinnati	23-17 (OT)	W	+6	12/16/12	at Dallas ●	27-24 (OT)	L	-3
10/21/07	at Denver	31-28	L	-3	12/23/12	CINCINNATI	13-10	L	-3
11/11/07	CLEVELAND	31-28	W	+3	10/20/13	BALTIMORE	19-16	W	+3
11/18/07	at N.Y. Jets	19-16 (OT)	L	-3	10/27/13	at Oakland	21-18	L	-3
11/26/07	MIAMI	3-0	W	+3	11/28/13	at Baltimore	22-20	L	-2
1/5/08	JACKSONVILLE ●	31-29	L	-2	12/8/13	MIAMI	34-28	L	-6
9/14/08	at Cleveland	10-6	W	+4	9/7/14	CLEVELAND	30-27	W	+3
9/29/08	BALTIMORE ●	23-20 (OT)	W	+3	9/28/14	TAMPA BAY	27-24	L	-3
10/5/08	at Jacksonville	26-21	W	+5	11/17/14	at Tennessee	27-24	W	+3
11/9/08	INDIANAPOLIS	24-20	L	-4	11/30/14	NEW ORLEANS	35-32	L	-3
11/16/08	SAN DIEGO	11-10	W	+1	9/27/15	at St. Louis	12-6	W	+6
12/14/08	at Baltimore	13-9	W	+4	11/1/15	CINCINNATI	16-10	L	-6
2/1/08	vs. Arizona ●	27-23	W	+4	11/8/15	OAKLAND	38-35	W	+3
9/10/09	TENNESSEE	13-10 (OT)	W	+3	12/27/15	at Baltimore	20-17	L	-3
9/20/09	at Chicago	17-14	L	-3	1/9/16	at Cincinnati ●	18-16	W	+2
9/27/09	at Cincinnati	23-20	L	-3	11/13/16	DALLAS	35-30	L	-5
11/22/09	at Kansas City	27-24	L	-3	12/18/16	at Cincinnati	24-20	W	+4
12/6/09	OAKLAND	27-24	L	-3	12/25/16	BALTIMORE	31-27	W	+4
12/20/09	GREEN BAY	27-26	W	+1	1/15/17	at Kansas City ●	18-16	W	+2
12/27/09	BALTIMORE	23-20	W	+3	10/29/17	at Detroit	20-15	W	+5
10/24/10	at Miami	23-22	W	+1	11/12/17	at Indianapolis	20-17	W	+3
11/8/10	at Cincinnati	27-21	W	+6	11/26/17	GREEN BAY	31-28	W	+3
11/28/10	at Buffalo ●	19-16 (OT)	W	+3	12/4/17	at Cincinnati	23-20	W	+3
12/5/10	at Baltimore	13-10	W	+3	12/10/17	BALTIMORE	39-38	W	+1
12/19/10	N.Y. JETS	22-17	L	-5	12/17/17	NEW ENGLAND	27-24	L	-3
1/23/11	N.Y. JETS #	24-19	W	+5	1/14/18	JACKSONVILLE	45-42	L	-3
2/5/11	vs. Green Bay ●	31-25	L	-6					

● Overtime ● Postseason

Overall Record in Games Decided By Six Points or Less: 42-26

Roethlisberger's Miscellaneous Career Statistics

Roethlisberger's Career Touchdown Passes (By Target): (359 Total)

REGULAR SEASON - 32

Antonio Brown (59); Heath Miller (41); Hines Ward (40); Mike Wallace (29); Santonio Holmes (18); Martavis Bryant (14); Jericho Cotchery (12); Emmanuel Sanders (11); Nate Washington (11); Le'Veon Bell (7); Jesse James (7); Matt Spaeth (7); Markus Wheaton (7); Plaxico Burress (6); JuJu Smith-Schuster (6); Melwede Moore (4); Willie Parker (4); Eli Rogers (4); Jerame Tuman (4); Najeh Davenport (3); Xavier Grimble (3); Antwaan Randle El (3); Sammie Coates (2); Darrius Heyward-Bey (2); Will Johnson (2); Rashard Mendenhall (2); Leonard Pope (2); Isaac Redman (2); Jay Riemersma (2); Ladarius Green (1); Cobi Hamilton (1); Verron Haynes (1); Justin Hunter (1); David Johnson (1); Dan Kreider (1); Vance McDonald (1); Lance Moore (1); Quincy Morgan (1); Derek Moya (1); Roosevelt Nix (1); Michael Palmer (1); Weslye Saunders (1); DeAngelo Williams (1); Cedrick Wilson (1).

POSTSEASON - 30

Hines Ward (6); Antonio Brown (4); Heath Miller (4); Martavis Bryant (3); Santonio Holmes (3); Cedrick Wilson (2); Le'Veon Bell (1); Plaxico Burress (1); Jericho Cotchery (1); Cobi Hamilton (1); Willie Parker (1); Antwaan Randle El (1); JuJu Smith-Schuster (1); Mike Wallace (1).

Roethlisberger's Career Rushing Touchdowns: (19 Total)

Roethlisberger's Miscellaneous Career Statistics (Continued)**REGULAR SEASON – 16**

Date	Opponent	Play	Result
10/10/04	CLEVELAND	Roethlisberger 6-yd. run	W, 34-23
10/10/05	at San Diego	Roethlisberger 7-yd. run	W, 24-22
12/18/05	at Minnesota	Roethlisberger 3-yd. run	W, 18-3
1/1/06	DETROIT	Roethlisberger 7-yd. run	W, 35-21
12/7/06	CLEVELAND	Roethlisberger 2-yd. run	W, 27-7
12/17/06	at Carolina	Roethlisberger 1-yd. run	W, 37-3
11/11/07	CLEVELAND	Roethlisberger 30-yd. run	W, 31-28
12/2/07	CINCINNATI	Roethlisberger 6-yd. run	W, 24-10
11/3/08	at Washington	Roethlisberger 1-yd. run	W, 23-6
11/20/08	CINCINNATI	Roethlisberger 8-yd. run	W, 27-10
9/20/09	at Chicago	Roethlisberger 2-yd. run	L, 17-14
9/27/09	at Cincinnati	Roethlisberger 1-yd. run	L, 23-20
11/21/10	OAKLAND	Roethlisberger 16-yd. run	W, 35-3
12/23/10	CAROLINA	Roethlisberger 1-yd. run	W, 27-3
12/22/13	at Green Bay	Roethlisberger 13-yd. run	W, 38-31
11/6/16	at Baltimore	Roethlisberger 4-yd. run	L, 21-14

POSTSEASON – 3

Date	Opponent	Play	Result
1/2/06	at Denver	Roethlisberger 4-yd. run	W, 34-17
2/5/06	vs. Seattle	Roethlisberger 1-yd. run	W, 21-10
1/23/11	N.Y. JETS	Roethlisberger 2-yd. run	W, 24-19

**Casey Sayles DT**

HEIGHT: 6-3

WEIGHT: 289

COLLEGE: Ohio

BORN: Sept. 4, 1995

BIRTHPLACE: Omaha, Neb.

HOW ACQUIRED: UFA - 18

NFL EXPERIENCE: 1st year

74

PRO (0-0/0-0): Signed by the Steelers to a Reserve/Future contract on January 18, 2018...released by the Rams on September 2, 2017...originally entered the NFL as an undrafted rookie free agent with the Los Angeles Rams on May 1, 2017.

COLLEGE Totaled over 100 tackles (111) in 50 games played at Ohio, adding 12.5 sacks, six passes defended and three fumble recoveries...served as a team captain in each of his final two seasons (2015 and 2016), adding second-team All-Mid-American Conference honors

in 2016, when he started all 14 games and made 33 tackles (18 solo) and a career-high 6.0 sacks...started 12-of-13 games played in 2015, recording 27 tackles (8 solo) and 2.5 sacks.

PERSONAL Finished with 76 career tackles and 5 sacks at Omaha North (Omaha, Neb.) High School, where he lettered three-years in football and baseball...was a First Team Super All-State selection, helping his team finish as the state runner-up in the State Playoffs as well as finishing No. 2 in Nebraska...earned All-State honors in baseball...son of Gary and Lori Sayles.



Coty Sensabaugh *CB*

HEIGHT: 5-11
WEIGHT: 187
COLLEGE: Clemson
BORN: Nov. 15, 1988
BIRTHPLACE: Kingsport, Tenn.

HOW ACQUIRED: UFA – '17 (from N.Y. Giants)
NFL EXPERIENCE: 7th year

24

PRO (86-33/1-0): Signed a two-year contract with the Steelers as an unrestricted free agent (from N.Y. Giants) on March 20, 2017...signed by the New York Giants on October 11, 2016...released by the Rams on October 8, 2016...signed a three-year contract with the Los Angeles Rams as an unrestricted free agent (from Tennessee) on March 15, 2016...placed on the Titans' Reserve/Injured List due to a foot injury on December 18, 2013...originally drafted by the Tennessee Titans in the fourth round (115th overall) in the 2012 NFL Draft.

2017 (14-4/0-0): Started four of the 14 regular-season games he played in...Recorded 17 tackles, three passes defended and one interception.

11/12 at Indianapolis: Saw a significant increase in playing time on defense after an injury to CB Joe Haden.

11/16 vs. Tennessee: Made the 30th start of his NFL regular-season career and first with the Steelers...picked off Tennessee QB Marcus Mariota in

the second quarter to mark his first interception with the Steelers and third of his NFL career.

COLLEGE In four seasons at Clemson (2008-11), appeared in 52 games with 17 starts... totaled 87 tackles, 2.0 TFLs, four interceptions, two quarterback pressures and 18 pass breakups...had one interception in each of his four seasons...as a senior in 2011, recorded single-season career-highs in tackles (40) and pass breakups (13)... credited with 993 snaps as a senior, which set a then school record for a defensive player...majored in communications studies.

PERSONAL Attended Dobyns-Bennett (Kingsport, Tenn.) High School...named Team MVP as a senior, after totaling four interceptions as a defensive back and 48 receptions for 915 yards with 14 touchdowns as a wide receiver...also played basketball for four years and was a starting guard for two years...ran multiple events in track, including the 100-meter, 200, 100 relay and 200 relay.

Sensabaugh's 2017 Game-by-Game Statistics

Date	Opponent	GP	GS	T	AT	TOT	Sacks	Yds	Int/Yds	PD	FF	FR
9/10	at Cleveland	1	0	0	0	0	0.0	0.0	0/0	0	0	0
9/17	MINNESOTA	1	0	0	0	0	0.0	0.0	0/0	0	0	0
9/24	at Chicago	1	0	0	0	0	0.0	0.0	0/0	0	0	0
10/1	at Baltimore	1	0	0	0	0	0.0	0.0	0/0	0	0	0
10/8	JACKSONVILLE	1	0	0	0	0	0.0	0.0	0/0	0	0	0
10/15	at Kansas City	1	0	0	0	0	0.0	0.0	0/0	0	0	0
10/22	CINCINNATI	1	0	0	0	0	0.0	0.0	0/0	0	0	0
10/29	at Detroit	1	0	0	0	0	0.0	0.0	0/0	0	0	0
11/12	at Indianapolis	1	0	3	0	3	0.0	0.0	0/0	1	0	0
11/16	TENNESSEE	1	1	1	2	3	0.0	0.0	1/32	1	0	0
11/26	GREEN BAY	1	1	1	0	1	0.0	0.0	0/0	0	0	0
12/4	at Cincinnati	1	1	5	1	6	0.0	0.0	0/0	1	0	0
12/10	BALTIMORE	1	1	4	0	4	0.0	0.0	0/0	0	0	0
12/17	NEW ENGLAND	1	0	0	0	0	0.0	0.0	0/0	0	0	0
12/25	at Houston						INACTIVE					
12/31	CLEVELAND						INACTIVE					
SEASON TOTALS		14	4	14	3	17	0.0	0.0	1/32	3	0	0

POSTSEASON

1/14 JACKSONVILLE

INACTIVE

POSTSEASON TOTALS

INACTIVE

Sensabaugh's Career Totals**REGULAR SEASON**

Year	Team	GP	GS	T	AT	TOT	Sacks	Yds	Int/Yds	PD	FF	FR
2012	Tennessee	16	3	19	7	26	0.0	0.0	0/0	2	0	0
2013	Tennessee	14	3	22	5	27	0.0	0.0	0/0	6	0	2
2014	Tennessee	13	6	37	7	44	1.0	6.0	0/0	6	0	0
2015	Tennessee	16	15	42	16	58	0.0	0.0	2/42	8	0	0
2016	L.A. Rams/N.Y. Giants	13	2	21	3	24	0.0	0.0	0/0	0	1	0
2017	Pittsburgh	14	4	14	3	17	0.0	0.0	1/32	3	0	0
NFL TOTALS		86	33	155	41	196	1.0	6.0	3/74	25	1	3

Career Regular-Season Special Teams Tackles (18): 2 in '12, 5 in '13, 3 in '14, 2 in '15, 1 in '16 and 5 in '17.

Additional Statistics: Recorded his first career fumble recovery on special teams 9/7/14 at Kansas City.

Regular-Season Single-Game Highs:

Total Tackles: 9, at San Francisco, 9/12/16; **Solo Tackles:** 9, at San Francisco, 9/12/16; **Sacks:** 1.0, at Kansas City, 9/7/14; **Sack Yards:** 6.0, at Kansas City, 9/7/14; **Interceptions:** 1, three times, last vs. Tennessee, 11/16/17; **Interception Yards:** 32, vs. Tennessee, 11/16/17; **Passes Defended:** 3, vs. Indianapolis, 12/28/14; **Forced Fumbles:** 1, at San Francisco, 9/12/16; **Fumble Recoveries:** 1, three times, last at St. Louis, 11/3/13.

POSTSEASON

Year	Team	GP	GS	T	AT	TOT	Sacks	Yds	Int/Yds	PD	FF	FR
2016	N.Y. Giants	1	0	5	1	6	1.0	11.0	0/0	1	0	0
2017	Pittsburgh	INACTIVE										
NFL TOTALS		1	0	5	1	6	1.0	11.0	0/0	1	0	0

**Ryan Shazier LB**

HEIGHT: 6-1
WEIGHT: 230
COLLEGE: Ohio State
BORN: Sept. 6, 1992
BIRTHPLACE: Fort Lauderdale, Fla.

HOW ACQUIRED: D1 - '14 (#15)
NFL EXPERIENCE: 5th year



'17

50

CAREER HIGHLIGHTS

Earned his first Pro Bowl selection in 2017.

Selected as a Pro Bowl alternate in 2016.

PRO (46-41/6-5): Placed on the Steelers' Reserve/Physically Unable to Perform List on May 2, 2018...placed on Pittsburgh's Reserve/Injured List on December 12, 2017...originally drafted by the Steelers in the first round (15th overall) of the 2014 NFL Draft.

2017 (12-12/0-0): Started each of his 12 games played before suffering a season-ending injury at Cincinnati (December 4)...was tied for the most interceptions among AFC linebackers (3) and tied for second among AFC defensive players in solo tackles (68) through the first 12 weeks of the regular-season, and his 11 passes defended lead all NFL linebackers.

9/10 at Cleveland: Led the Steelers with 7 tackles (4 solo) and added a quarterback hit.

9/24 at Chicago: Totaled a game-high 11 tackles, all solo, with a TFL, two forced fumbles and a fumble recovery...his 11 tackles matched a single-game career best (September 20, 2015 vs. San Francisco).

10/1 at Baltimore: Led the defense with 11 stops (10 solo), along with a TFL, one interception and a single-game career-high of four passes defended.

10/8 vs. Jacksonville: Hauled in an interception, along with 8 tackles (5 solo).

RYAN SHAZIER

10/22 vs. Cincinnati: Led the Steelers and tied for the game-high with 8 tackles (5 solo), including one TFL.

11/2 at Indianapolis: Totaled 5 tackles, all solo, and picked off Colts QB Jacoby Brissett in the fourth quarter to mark his third interception of the season and matching his single-season career high set in 2016.

11/16 vs. Tennessee: Posted his eighth career regular-season game with at least 10 tackles, compiling a team-best 10 stops (5 solo).

12/4 at Cincinnati: Left the game in the first quarter with a back injury and did not return.

COLLEGE Played in 39 games, starting his final 29 contests at weak-side outside linebacker for Ohio State (2011-13)...recorded 316 tackles, 44.5 TFLs, 14.0 sacks and nine quarterback pressures...returned his only interception 17 yards for a touchdown and deflected 15 other passes...also forced nine fumbles...at the time he left Ohio State, his nine forced fumbles were a school record and are tied for 10th all-time in Big Ten Conference history, and his 44.5 TFLs ranked sixth in school annals...in 2013, earned All-Big Ten

Conference first team honors, to go along with being named first-team All-American by The NFL Draft Report, Associated Press, ESPN, Sports Illustrated and the USA Today...earned All-Big Ten Conference first team honors and second-team All-American accolades from The NFL Draft Report and honorable mention from Sports Illustrated in 2012...as a freshman in 2011, totaled 57 tackles, the most in school history by a freshman since 1996...majored in psychology with a minor in business management.

PERSONAL Attended Plantation High School (Pompano Beach, Fla.)...the all-state outside linebacker registered 87 tackles, 19.5 sacks with four forced fumbles and four blocked kicks as a senior...named Broward County's Most Outstanding Player as a senior...ended his career as the school's record-holder with 38.5 sacks...ended his prep career by suiting up once more for the Under Armor All-American Game...as a junior, recorded 87 tackles that included 28.5 TFLs and 19.0 sacks...also caused two fumbles, recovered two others, including one that he returned for a touchdown, and blocked one kick as a junior...that performance earned him second-team Class 6A all-state honors, along with being named All-Broward County first team by the Miami Herald...son of Vernon and Shawn Shazier...Full name: Ryan Dean Shazier.

Shazier's 2017 Game-by-Game Statistics

Date	Opponent	GP	GS	T	AT	TOT	Sacks	Yds	Int/Yds	PD	FF	FR
9/10	at Cleveland	1	1	4	3	7	0.0	0.0	0/0	0	0	0
9/17	MINNESOTA	1	1	5	3	8	0.0	0.0	0/0	1	0	0
9/24	at Chicago	1	1	11	0	11	0.0	0.0	0/0	0	2	1
10/1	at Baltimore	1	1	10	1	11	0.0	0.0	1/2	4	0	0
10/8	JACKSONVILLE	1	1	5	3	8	0.0	0.0	1/0	1	0	0
10/15	at Kansas City	1	1	4	0	4	0.0	0.0	0/0	1	0	0
10/22	CINCINNATI	1	1	5	3	8	0.0	0.0	0/0	0	0	0
10/29	at Detroit	1	1	6	1	7	0.0	0.0	0/0	1	0	0
11/12	at Indianapolis	1	1	5	0	5	0.0	0.0	1/0	2	0	0
11/16	TENNESSEE	1	1	5	5	10	0.0	0.0	0/0	0	0	0
11/26	GREEN BAY	1	1	7	1	8	0.0	0.0	0/0	1	0	0
12/4	at Cincinnati	1	1	2	1	3	0.0	0.0	0/0	0	0	0
12/10	BALTIMORE											
12/17	NEW ENGLAND											
12/25	at Houston											
12/31	CLEVELAND											
INACTIVE												
RESERVE/INJURED												
RESERVE/INJURED												
RESERVE/INJURED												
SEASON TOTALS		12	12	68	21	89	0.0	0.0	3/2	11	2	1

Shazier's Career Totals

REGULAR SEASON												
Year	Team	GP	GS	T	AT	TOT	Sacks	Yds	Int/Yds	PD	FF	FR
2014	Pittsburgh	9	5	23	11	34	0.0	0.0	0/0	1	0	0
2015	Pittsburgh	12	12	55	32	87	3.5	34.5	1/0	4	2	1
2016	Pittsburgh	13	12	55	32	87	3.5	29.0	3/0	9	3	1
2017	Pittsburgh	12	12	68	21	89	0.0	0.0	3/2	11	2	1
NFL TOTALS		46	41	200	95	295	7.0	63.5	7/2	25	7	3

Career Regular-Season Special Teams Tackles (1): 1 in '14.

Shazier's Career Totals (Continued)*Regular-Season Single-Game Highs:*

Total Tackles: 15, vs. San Francisco, 9/20/15; **Solo Tackles:** 11, vs. San Francisco, 9/20/15 and at Chicago, 9/24/17; **Sacks:** 1.0, five times, last at Cincinnati, 12/18/16; **Sack Yards:** 17.0, vs. San Francisco, 9/20/15; **Interceptions:** 1, seven times, last vs. Indianapolis, 11/12/17; **Interception Yards:** 2, at Baltimore, 10/1/17; **Passes Defended:** 4, at Baltimore, 10/1/17; **Forced Fumbles:** 2, at Chicago, 9/24/17; **Fumble Recoveries:** 1, three times, last at Chicago, 9/24/17.

POSTSEASON

Year	Team	GP	GS	T	AT	TOT	Sacks	Yds	Int/Yds	PD	FF	FR
2014	Pittsburgh	1	0	3	0	3	0.0	0.0	0/0	0	0	0
2015	Pittsburgh	2	2	15	5	20	0.0	0.0	0/0	2	2	1
2016	Pittsburgh	3	3	14	4	18	0.0	0.0	2/11	2	0	0
2017	Pittsburgh RESERVE/INJURED											
NFL TOTALS		6	5	32	9	41	0.0	0.0	2/11	4	2	1

Career Postseason Special Teams Tackles (1): 1 in '14.

**JuJu Smith-Schuster** *WR***HEIGHT:** 6-1**WEIGHT:** 215**COLLEGE:** USC**BORN:** Nov. 22, 1996**BIRTHPLACE:** Long Beach, Calif.**HOW ACQUIRED:** D2 - '17 (#62)**NFL EXPERIENCE:** 2nd year**19****CAREER HIGHLIGHTS**

At 20 years old in 2017, he became the youngest player to score a touchdown in the NFL since 1964 (Chicago's Andy Livingston) and the youngest NFL player to catch a touchdown pass since 1930 (Green Bay's Arnie Herber).

Amassed five touchdown catches before turning 21, the most in NFL history by a player before his 21st birthday (turned 21 on Nov. 22).

Recorded the most receiving yards by a rookie in Steelers history (917).

Became the first Steelers rookie—and just the fourth NFL rookie—to earn Offensive and Special Teams Player of the Week honors, joining Eddie Kennison (1996), Reggie Bush (2006) and Tyreek Hill (2016).

Named AFC Offensive Player of the Week once (Week 10 in 2017).

Named AFC Special Teams Player of the Week once (Week 17 in 2017).

PRO (14-7/1-1): Drafted by the Steelers in the second round (62nd overall) of the 2017 NFL Draft.

2017 (14-7/1-1): Saw action in 14 games with seven starts during the regular season and one start in the postseason...led all NFL rookies and set a franchise record for receiving yards by a rookie with 917 during the regular season...led the 2017 NFL rookie class in touchdown catches (7) and receptions of 40-plus yards (6)...became the fourth Steelers rookie with at least seven touchdown catches in their first season and the sixth

rookie in Steelers history with at least eight total touchdowns in their first season...became the second rookie in Steelers history to record at least 95 receiving yards in back-to-back games, joining Jimmy Orr (1958: four games)...became the first rookie in franchise history to record a kickoff return for a touchdown (96 yards) and a touchdown catch (20 yards) in the same game (Dec. 31, 2017 vs. Cleveland)...posted three 100-receiving yard games during his 2017 rookie season...is the second rookie in Steelers history to record at least 50 catches in their first NFL season, joining Troy Edwards (1999: 61)...is the fifth rookie in Steelers history with at

JUJU SMITH-SCHUSTER

least seven touchdown catches in their first season...is the seventh rookie in team history to post a touchdown catch in a playoff game and first since a 2014 AFC Wild Card game (Martavis Bryant, Jan. 3, 2015 vs. Baltimore).

9/17 vs. Minnesota: Scored a touchdown on the first reception of his NFL career on a 4-yard pass from QB Ben Roethlisberger in the second quarter.

10/29 at Detroit: Named AFC Offensive Player of the Week...recorded single-game career bests in receptions (7) and receiving yards (193), including a career-long 97-yard touchdown...his 193 receiving yards are the second-most in a single game by a Steelers rookie in team history (205, Jimmy Orr, Dec. 13, 1958)...his 193 receiving yards marked the first 100-yard game by a Steelers rookie since Nov. 6, 2016 (Eli Rogers: 103 at Baltimore)...his 97-yard touchdown catch from QB Ben Roethlisberger is the longest pass play in Steelers history and ties as the longest offensive play in team history (97-yard TD run: Bobby Gage, Dec. 4, 1949 at Chicago).

11/12 at Indianapolis: Led the Steelers in receptions (5) and receiving yards (97) to go along with a touchdown catch...caught a 7-yard touchdown pass from QB Ben Roethlisberger in the third quarter – the fifth touchdown reception of his 2017 rookie season – extending his streak of consecutive games with a touchdown catch to three...caught a 44-yard reception in the third quarter.

12/17 vs. New England: Posted the second 100-yard game of his rookie season, leading the team with 114 yards on a team-best six catches...his 69-yard catch-and-run is the second longest reception of his NFL career.

12/31 vs. Cleveland: Named AFC Special Teams Player of the Week...set a single-game career high with nine receptions for 143 receiving yards with a touchdown catch...returned a kickoff 96 yards for a touchdown in the third quarter – his first kickoff returned for a touchdown – and the first by a Steeler since 2010 (Antonio Brown, 98 yards, Sept. 19 at Tennessee)...became the first rookie in franchise history to record a kickoff return for a touchdown (96 yards) and a touchdown catch (20 yards) in the same game...his 265 combined yards (143 receiving + 122 kickoff return) were the second-most by a rookie in Steelers history (273, Charles Johnson, Dec. 24, 1994 at San Diego)...posted his third 100-receiving yard game his rookie season...surpassed Jimmy Orr (1958: 910) for the most receiving yards by a rookie in Steelers history...became the fifth rookie in Steelers history with at least seven touchdown catches in their first season with a 20-yard touchdown catch in the second quarter.

COLLEGE Saw action in 40 games with 39 starts at USC (2014-16)...totaled 213 receptions for 3,092 yards with 25 touchdown receptions...his 213 receptions were the fourth-most in school history at the time...totaled 12 100-yard receiving games...named first-team All-Pac 12 in 2015, and earned second-team All-Pac-12 honors in 2014 and 2016...totaled 10 touchdown receptions in back-to-back seasons (2015-16)...as a sophomore in 2015, earned second-team All-America honors by the AP, SI.com and Sporting News, as he led the Pac-12 in receiving yards (1,454), which were the third-most in a single season in school history at the time...majored in psychology.

PERSONAL Attended Long Beach Polytechnic High School (Long Beach, Calif.)... played wide receiver and safety...as a senior, named to the Prep Star All-American Dream Team, and named Cal-Hi Sports All-State first team, All-CIF Pac-5 Division, Los Angeles Times All-Area, Orange County Register Fab 15 first team, Long Beach Press-Telegram Dream Team and All-Moore League

Player of the Year...as a junior, named Cal-Hi Sports California Junior of the Year, and named Cal-Hi Sports All-State first team, Cal-Hi Sports All-State Junior first team, Max Preps All-State Division I first team, All-CIF Pac-5 Division Co-Offensive Player of the Year, Los Angeles Times All-Area and Long Beach Press Telegram All-Area Player of the Year... Full name: John "JuJu" Smith-Schuster.

Smith-Schuster's Game-by-Game Statistics

Date	Opponent	GP	GS	RECEIVING					RUSHING				
				Rec	Yds	Avg	Lg	TD	No	Yds	Avg	Lg	TD
9/10	at Cleveland	1	1	0	0	0.0	0	0	0	0	0.0	0	0
9/17	MINNESOTA	1	0	3	16	5.3	9	1	0	0	0.0	0	0
9/24	at Chicago	1	0	2	39	19.5	25	0	0	0	0.0	0	0
10/1	at Baltimore	1	0	3	47	15.7	19	1	0	0	0.0	0	0
10/8	JACKSONVILLE	1	0	4	58	14.5	21	0	0	0	0.0	0	0
10/15	at Kansas City	1	0	3	32	10.7	15	0	0	0	0.0	0	0
10/22	CINCIN NATI	1	0	2	39	19.5	31t	1	0	0	0.0	0	0
10/27	at Detroit	1	1	7	193	27.6	97t	1	0	0	0.0	0	0
11/12	at Indianapolis	1	1	5	97	19.4	44	1	0	0	0.0	0	0
11/16	TENNESSEE	1	1	4	47	11.8	18	0	0	0	0.0	0	0
11/26	GREEN BAY	INACTIVE											
12/4	at Cincinnati	1	0	4	17	4.3	7	0	0	0	0.0	0	0
12/10	BALTIMORE	RESERVE/SUSPENDED BY COMMISSIONER											
12/17	NEW ENGLAND	1	1	6	114	19.0	69	0	0	0	0.0	0	0
12/25	at Houston	1	1	6	75	12.5	49	1	0	0	0.0	0	0
12/31	CLEVELAND	1	1	9	143	15.9	46	1	0	0	0.0	0	0
SEASON TOTALS		14	7	58	917	15.8	97t	7	0	0	0.0	0	0

POSTSEASON

1/14	JACKSONVILLE	1	1	3	5	1.7	4t	1	0	0	0.0	0	0
POSTSEASON TOTALS		1	1	3	5	1.7	4t	1	0	0	0.0	0	0

Date	Opponent	KICK RETURNS						PUNT RETURNS					
		No	FC	Yds	Avg	Lg	TD	No	Yds	Avg	Lg	TD	
9/10	at Cleveland	1	0	4	4.0	4	0	0	0	0.0	0	0	0
9/17	MINNESOTA	1	0	20	20.0	20	0	0	0	0.0	0	0	0
10/8	JACKSONVILLE	1	0	9	9.0	9	0	0	0	0.0	0	0	0
10/15	at Kansas City	1	0	11	11.0	11	0	0	0	0.0	0	0	0
11/12	at Indianapolis	1	0	25	25.0	25	0	0	0	0.0	0	0	0
12/17	NEW ENGLAND	2	0	49	24.5	27	0	0	0	0.0	0	0	0
12/31	CLEVELAND	2	0	122	61.0	96t	1	0	0	0.0	0	0	0
SEASON TOTALS		9	0	240	26.7	96t	1	0	0	0.0	0	0	0

POSTSEASON

Date	Opponent	KICK RETURNS						PUNT RETURNS					
		No	FC	Yds	Avg	Lg	TD	No	Yds	Avg	Lg	TD	
1/14	JACKSONVILLE	1	0	23	23.0	23	0	0	0	0.0	0	0	0
SEASON TOTALS		1	0	23	23.0	23	0	0	0	0.0	0	0	0



James Summers *RB*

HEIGHT: 6-3
WEIGHT: 210
COLLEGE: East Carolina
BORN: June 12, 1994
BIRTHPLACE: Greensboro, N.C.

HOW ACQUIRED: UFA - 18
NFL EXPERIENCE: 1st year

39

PRO (0-0/0-0): Signed by the Steelers to a Reserve/Future contract on January 29, 2018...released from the Cardinals' practice squad on September 12, 2017...signed to Arizona's practice squad on September 3, 2017 after being released by the team on September 2, 2017...originally entered the NFL as an undrafted rookie free agent with the Arizona Cardinals on May 2, 2017.

2017 (0-0/0-0): Spent a portion of the regular season on the practice squad of the Arizona Cardinals.

COLLEGE Rushed for 869 yards and seven touchdowns on 162 carries as a senior at East Carolina in 2016, to go along with 19 catches for 109 yards and a touchdown in 12 games...transferred to East Carolina as a quarterback in 2015...spent his first two years at Hinds (Miss.) Community College...appeared in 10 games (four

starts) at ECU in 2015, completing 60-of-94 pass attempts for 683 yards and five touchdowns while rushing for 542 yards on 96 carries with eight touchdowns...played two years at Hinds Community College, throwing for 2,874 yards and amassing 1,687 rushing yards for a combined 46 total touchdowns during his freshman and sophomore campaigns...attended Hargrave Military Academy prior to enrolling at Hinds.

PERSONAL Attended Page High School (Greensboro, N.C)...led the team to a 15-0 record and a Class 4AA State Championship in 2011 as a senior quarterback...passed for 1,506 yards and 20 touchdowns, while adding 1,632 rushing yards and 22 touchdowns as a senior...threw a pair of touchdown passes to help capture the state title...a two-time All-Metro Conference selection, earning conference offensive player of the year honors as a senior...also lettered in basketball.



Cameron Sutton *CB*

HEIGHT: 5-11
WEIGHT: 188
COLLEGE: Tennessee
BORN: Feb. 27, 1995
BIRTHPLACE: Jonesboro, Ga.

HOW ACQUIRED: D3a - '17 (#94)
NFL EXPERIENCE: 2nd year

20

PRO (5-1/1-0): Activated from Reserve/Injured list on Nov. 21, 2017...placed on the Reserve/Injured list Sept. 4, 2017...drafted by the Steelers with the first of two third-round selections (94th overall) of the 2017 NFL Draft.

2017 (5-1/1-0): Spent the first 12 weeks of the season on injured reserve (DFR) due to a hamstring injury...Saw action in five regular season games and one playoff game with one start in Week 15 vs. New England...finished the season with 5 tackles and one pass defended.

12/17 vs. New England: Made the first start of his NFL career and tallied 3 tackles (2 solo).

COLLEGE Started all 45 games played at Tennessee (2013-16)...totaled 127 tackles, 13.0 TFLs, seven interceptions, 30 pass breakups, three forced fumbles and three fumble recoveries...his 30 pass breakups are a school record...added 657 punt return yards with three punts returned for a touchdown...as a junior, led the nation in punt return average (18.7), and returned two punts for touchdowns, as he earned Sporting News first-

team All-America honors...as a sophomore, named All-SEC third-team honors by Phil Steele...earned Freshman All-SEC honors and was named Freshman All-American by Athlon Sports...graduated in 2016 with a degree in communication studies.

PERSONAL Attended Jonesboro High School (Jonesboro, Ga.)...played corner-

back, wide receiver and served as the return specialist...as a senior, totaled 1,396 all-purpose yards with 19 total touchdowns, as he was named All-State by the Atlanta Journal-Constitution in Class AAAA...added first-team all-county and all-area honors as a sophomore, junior and senior...also played baseball and basketball for three years...son of Dalton and Nedra Sutton...Full name: Cameron Amir Sutton.

Sutton's 2017 Game-by-Game Statistics

Date	Opponent	GP	GS	T	AT	TOT	Sacks	Yds	Int/Yds	PD	FF	FR
9/10-11/26												
RESERVE/INJURED												
12/4	at Cincinnati	1	0	0	0	0	0.0	0.0	0/0	1	0	0
12/10	BALTIMORE	1	0	2	0	2	0.0	0.0	0/0	0	0	0
12/17	NEW ENGLAND	1	1	2	1	3	0.0	0.0	0/0	0	0	0
12/25	at Houston	1	0	0	0	0	0.0	0.0	0/0	0	0	0
12/31	CLEVELAND	1	0	0	0	0	0.0	0.0	0/0	0	0	0
SEASON TOTALS		5	1	4	1	5	0.0	0.0	0/0	1	0	0
POSTSEASON												
1/14	JACKSONVILLE	1	0	0	0	0	0.0	0.0	0/0	0	0	0
POSTSEASON TOTALS		1	0	0	0	0	0.0	0.0	0/0	0	0	0
KICK RETURNS												
Date	Opponent	No	FC	Yds	Avg	Lg	TD	PUNT RETURNS				
1/14	JACKSONVILLE	1	0	22	22.0	22	0	No	Yds	Avg	Lg	TD
SEASON TOTALS		1	0	22	22.0	22	0	0	0	0.0	0	0



Justin Thomas **WR**

HEIGHT: 5-11
WEIGHT: 185
COLLEGE: Georgia Tech
BORN: March 15, 1994
BIRTHPLACE: Prattville, Ala.

HOW ACQUIRED: UFA - '17
NFL EXPERIENCE: 1st year

18

PRO (0-0/0-0): Signed a Reserve/Future contract with the Steelers on January 16, 2018... signed to the Steelers' practice squad on December 19, 2017...released from the Steelers' practice squad on November 20, 2017...signed to the Steelers' practice squad on November 6, 2017...released from the Steelers' practice squad on October 18, 2017...added to the Steelers' practice squad on September 26, 2017...released from the Steelers' practice squad on September 20, 2017...signed to the Steelers' practice squad on September 3, 2017 after being released by the team on September 2, 2017...signed by the Steelers on August 23, 2017 after being released by the Rams on August 18, 2017...signed by the Los Angeles Rams on August 4, 2017...released by the Saints on July 29,

2017...originally entered the NFL as an undrafted rookie free agent with the New Orleans Saints on May 16, 2017.

2017 (0-0/0-0): Spent portions of the regular season on the practice squad of the Steelers.

COLLEGE Served as the Georgia Tech quarterback from 2012-16...started 38 of the team's 39 games over his final three seasons, registering 7,166 yards of total offense (4,754 passing and 2,412 rushing) and 62 total touchdowns (40 passing and 22 rushing)...is the only player in Yellow Jackets football history with 4,000 passing and 2,000 rushing yards in a career and became

JUSTIN THOMAS

the 39th player in NCAA Division I FBS history to reach the marks.

PERSONAL Attended Prattville (Prattville, Ala.) High School...helped lead the program to a Class 6A state championship in 2011, earning MVP honors...completed 66-percent of

his passes for 1,652 yards and 13 touchdowns while rushing for 896 yards and seven scores as a senior...won the Alabama state 4A-6A title in the 100-meters (10.79 seconds)...participated in basketball and baseball, winning basketball regional titles in 2010 and 2011...graduated in May of 2016 with a degree in business administration.

Fitzgerald Toussaint **RB****HEIGHT:** 5-9**WEIGHT:** 204**COLLEGE:** Michigan**BORN:** May 4, 1990**BIRTHPLACE:** Youngstown, Ohio**HOW ACQUIRED:** FA - '15**NFL EXPERIENCE:** 5th year

33

PRO (31-0/7-1): Re-signed a one-year contract with the Steelers on March 15, 2018...promoted from the Steelers' practice squad to the team's 53-man roster on November 25, 2017...signed to Pittsburgh's practice squad on September 3, 2017...released by the Steelers on September 2, 2017...promoted to the Steelers' active roster on November 27, 2015...signed to the Steelers' practice squad on September 7, 2015...released by the Ravens on September 5, 2015...re-signed with the Ravens as an exclusive rights free agent on April 29, 2015...added to the Ravens' active roster from the Ravens' practice squad on December 13, 2014...added to the Ravens' practice squad on September 25, 2014...released by the Ravens on September 23, 2014...added to the Ravens' active roster from the Ravens' practice squad on September 20, 2014...added to the Ravens' practice squad on September 9, 2014...released by the Ravens on September 8, 2014...added to the Ravens' active roster from the Ravens' practice squad on September 6, 2014...added to the Ravens' practice squad on August 31, 2014...released by the Ravens on August 30, 2014...originally signed with the Baltimore Ravens as an undrafted rookie free agent on May 29, 2014.

2017 (6-0/1-0) (PIT): Saw action in six regular-season games...spent the first 10 weeks of the season on the practice squad.

COLLEGE A four-year letterman at Michigan...appeared in 40 games with 31 starts (2009-13)...totaled 2,290 yards on 510 carries with 28 rushing touchdowns...added 31 receptions for 298 yards with two receiving touchdowns...totaled a career-high 13 rushing touchdowns in 2013...in 2011, earned All-Big Ten honorable mention honors as he rushed for a career-high 1,041 yards...majored in general studies.

PERSONAL Attended Liberty High School (Youngstown, Ohio)... was a three-time all-conference selection in his career, as he carried 455 times for 4,690 yards with 65 touchdowns during his career...rushed for 2,239 yards on 241 carries and scored 28 touchdowns as a senior... named all-conference, all-county and all-district as a senior...named Division III all-state his senior year...the 2008 Trumbull County Player of the Year... named Ohio Division III Co-Offensive Player of the Year and the Youngstown Vindicator Offensive Player of the Year his senior season...named all-Ohio first team during his senior year...also lettered in track and field...Full name: Fitzgerald D'Andre Toussaint.

Toussaint's 2017 Game-by-Game Statistics

Date	Opponent	GP	GS	RUSHING					RECEIVING					
				Att	Yds	Avg	Lg	TD	No	Yds	Avg	Lg	TD	
11/26	GREEN BAY	1	0	0	0	0.0	0	0	0	0	0	0.0	0	0
12/4	at Cincinnati	1	0	0	0	0.0	0	0	0	0	0	0.0	0	0
12/10	BALTIMORE	1	0	0	0	0.0	0	0	0	0	0	0.0	0	0
12/17	NEW ENGLAND	1	0	1	3	3.0	3	0	0	0	0.0	0	0	0
12/25	at Houston	1	0	0	0	0.0	0	0	0	0	0	0.0	0	0
12/31	CLEVELAND	1	0	5	22	4.4	7	0	2	9	4.5	7	0	0
SEASON TOTALS		6	0	6	25	4.2	7	0	2	9	4.5	7	0	0
STEELERS TOTALS		27	0	38	112	3.0	16	0	5	42	8.4	15	0	0

POSTSEASON TOTALS

1/14	JACKSONVILLE	1	0	0	0	0.0	0	0	0	0	0.0	0	0	0
------	--------------	---	---	---	---	-----	---	---	---	---	-----	---	---	---

KICK RETURNS**PUNT RETURNS**

Date	Opponent	No	FC	KICK RETURNS				PUNT RETURNS					
				Yds	Avg	Lg	TD	No	Yds	Avg	Lg	TD	
12/10	BALTIMORE	1	0	23	23.0	23	0	0	0	0.0	0	0	0
12/17	NEW ENGLAND	3	0	36	12.0	15	0	0	0	0.0	0	0	0
12/31	CLEVELAND	2	0	35	17.5	19	0	0	0	0.0	0	0	0
SEASON TOTALS		6	0	94	15.7	23	0	0	0	0.0	0	0	0
NFL TOTALS		21	0	413	19.7	33	0	0	0	0.0	0	0	0

Toussaint's Career Totals**REGULAR SEASON**

Year	Team	GP	GS	RUSHING					RECEIVING				
				Att	Yds	Avg	Lg	TD	No	Yds	Avg	Lg	TD
2014	Baltimore	4	0	6	12	2.0	12	0	3	27	9.0	15	0
2015	Pittsburgh	5	0	18	42	2.3	7	0	0	0	0.0	0	0
2016	Pittsburgh	16	0	14	58	4.1	16	0	3	33	11.0	15	0
2017	Pittsburgh	6	0	6	25	4.2	7	0	2	9	4.5	7	0
STEELERS TOTALS		27	0	38	112	3.0	16	0	5	42	8.4	15	0
NFL TOTALS		31	0	44	137	3.1	16	0	8	69	8.6	15	0

Career Regular-Season Special Teams Tackles (8): 1 in '15 and 3 in '16 and 4 in '17.

Regular-Season Single-Game Highs:

Rushing Attempts: 12, at Cleveland, 1/3/16; **Rushing Yards:** 28, at Indianapolis, 11/24/16; **Rushing Avg. (Min. 10 Att.):** 2.0, at Cleveland, 1/3/16; **Rushing Long:** 16, at Indianapolis, 11/24/16; **Rushing Touchdowns:** N/A; **Receptions:** 2, three times, last at Cleveland, 12/31/17; **Receiving Yards:** 24, vs. Cleveland, 1/1/17; **Receiving Long:** 15, twice, last vs. Cleveland, 1/1/17; **Receiving Touchdowns:** N/A.

POSTSEASON

Year	Team	GP	GS	RUSHING					RECEIVING				
				Att	Yds	Avg	Lg	TD	No	Yds	Avg	Lg	TD
2014	Baltimore	2	0	2	5	2.5	3	0	1	-7	-7.0	-7	0
2015	Pittsburgh	2	1	29	97	3.3	15	1	7	62	8.9	27	0
2016	Pittsburgh	1	0	0	0	0.0	0	0	0	0	0.0	0	0
2017	Pittsburgh	1	0	0	0	0.0	0	0	0	0	0.0	0	0
STEELERS TOTALS		3	1	29	97	3.3	15	1	7	62	8.9	27	0
NFL TOTALS		7	1	31	102	3.3	15	1	8	55	6.9	27	0

KICK RETURNS**PUNT RETURNS**

Date	Opponent	No	FC	KICK RETURNS				PUNT RETURNS				
				Yds	Avg	Lg	TD	No	Yds	Avg	Lg	TD
1/14	JACKSONVILLE	2	0	59	29.5	34	0	0	0	0.0	0	0
SEASON TOTALS		2	0	59	29.5	34	0	0	0	0.0	0	0



Marcus Tucker *WR*

HEIGHT: 5-10

WEIGHT: 190

COLLEGE: Northern Michigan

BORN: June 24, 1992

BIRTHPLACE: Flint, Mich.

HOW ACQUIRED: UDFA - '16

NFL EXPERIENCE: 2nd year

16

PRO (0-0/0-0): Signed a Reserve/Future contract with the Steelers January 16, 2018...signed to the Steelers' practice squad on September 3, 2017...released by the Steelers on September 2, 2017...signed a Reserve/Future contract with the Steelers on January 24, 2017...signed to the Steelers' practice squad on November 8, 2016...released by the Steelers on September 3, 2016...originally signed with the Steelers as an undrafted rookie free agent on May 9, 2016.

2017 (0-0/0-0): Spent the entire season on the Steelers' practice squad.

COLLEGE Saw action in 32 games at Northern Michigan (2013-15)...totaled 2,330 receiving yards with 20 touchdown receptions during his three-year career...also totaled 1,618 kickoff return yards...led his team in receptions (79), tied

for first on the team in receiving touchdowns (9) and ranked second in receiving yards on the team (813) as a senior in 2015...became the first player from Northern Michigan since 2013 to earn a spot on the all-GLIAC first team...had a career-high 843 receiving yards in 2014...named to the 2014 all-GLIAC second team...tallied 49 receptions for 674 yards with four receiving touchdowns in 2013, as he was named the team's Offensive Newcomer of the Year...attended Mott Community College and Lake Michigan College before transferring to Northern Michigan...majored in criminal justice.

PERSONAL Attended Grand Blanc High School (Grand Blanc, Mich.)...earned honorable mention all-conference honors as a senior...was also a two-time letterman in basketball and he was named team MVP...was named first-team all-state in track in 2010 for the 4x100 relay...son of Marcus and Cynthia Tucker.



Stephon Tuitt *DE*

HEIGHT: 6-6

WEIGHT: 303

COLLEGE: Notre Dame

BORN: May 23, 1993

BIRTHPLACE: Miami, Fla.

HOW ACQUIRED: D2 - '14 (#46)

NFL EXPERIENCE: 5th year

91

PRO (56-44/7-7): Drafted by the Steelers in the second round (46th overall) of the 2014 NFL Draft.

2017 (12-12/1-1): Started all 12 games in which he appeared in...recorded 25 tackles, 3.0 sacks, 12 QB hits, two passes defended, and one forced fumble.

9/10 at Cleveland: Left the game with a left arm injury and did not return.

10/22 vs. Cincinnati: Inactive due to a back injury.

10/29 at Detroit: Inactive due to a back injury.

11/12 at Indianapolis: Registered his first sack of 2017 on Indianapolis QB Jacoby Brissett in the fourth quarter for a loss of nine yards.

11/16 vs. Tennessee: Brought down Tennessee QB Marcus Mariota for a 6-yard sack in the second quarter.

12/25 at Houston: Recorded a 7-yard sack, increasing his 2017 sack total to 3.0 and his career total to 14.5.

COLLEGE Started 29-of-35 games at Notre Dame (2011-13)...finished with 127 tackles, 25.0 TFLs, 21.5 sacks and 27 quarterback pressures...caused four fumbles and recovered another that he advanced 77 yards for a touchdown...deflected four passes, intercepted another in the end zone for a score and blocked one kick...his 21.5 sacks ranked fourth in school history at the time of his departure...his 77-yard fumble return for a touchdown vs. Navy in 2012 was the second-longest in school history at the time of his departure...recipient of the Notre Dame Moose Krause Lineman of the Year in 2013...in 2012, was named All-American first-team by ESPN.com, Athlon Sports, Sports Illustrated and CBS Sports, adding second-team accolades from the Walter Camp Foundation, the Associated Press and The Sporting News, along with honorable mention honors from Pro Football Weekly...majored in anthropology.

PERSONAL Attended Monroe Area High School (Monroe, Ga.)...named Georgia Class 3A all-state first team by the Atlanta Journal-Constitution in 2010...was one of four Georgia players to be named to All-Southern team by the Orlando Sentinel as a defensive end...led Monroe High to an 11-2 record and a third-round appearance in the Georgia Class AAA state playoffs during his senior season, after the team had finished a combined 0-20 the previous two seasons...received first-team all-Georgia Region 8-AAA accolades after he posted 56 tackles, 24.0 TFLs, 10.0 sacks, four forced fumbles and two fumble recoveries...closed out his career by playing in U.S. Army All-American Bowl in San Antonio and in the Team USA vs. The World All-Star Game in Austin, Texas...son of Tamara Tuitt...Full name: Stephon Jakiel Tuitt.

Tuitt's 2017 Game-by-Game Statistics

Date	Opponent	GP	GS	T	AT	TOT	Sacks	Yds	Int/Yds	PD	FF	FR
9/10	at Cleveland	1	1	1	0	1	0.0	0.0	0/0	0	0	0
9/17	MINNESOTA						INACTIVE					
9/24	at Chicago						INACTIVE					
10/1	at Baltimore	1	1	1	1	2	0.0	0.0	0/0	0	0	0
10/8	JACKSONVILLE	1	1	2	0	2	0.0	0.0	0/0	0	0	0
10/15	at Kansas City	1	1	2	0	2	0.0	0.0	0/0	1	0	0
10/22	CINCINNATI						INACTIVE					
10/29	at Detroit						INACTIVE					
11/12	at Indianapolis	1	1	3	0	3	1.0	9.0	0/0	0	0	0
11/16	TENNESSEE	1	1	2	1	3	1.0	6.0	0/0	0	0	0
11/26	GREEN BAY	1	1	1	1	2	0.0	0.0	0/0	0	0	0
12/4	at Cincinnati	1	1	2	0	2	0.0	0.0	0/0	0	0	0
12/10	BALTIMORE	1	1	1	0	1	0.0	0.0	0/0	1	0	0
12/17	NEW ENGLAND	1	1	0	0	0	0.0	0.0	0/0	0	0	0
12/25	at Houston	1	1	1	1	2	1.0	7.0	0/0	0	1	0
12/31	CLEVELAND	1	1	3	2	5	0.0	0.0	0/0	0	0	0
SEASON TOTALS		12	12	19	6	25	3.0	22.0	0/0	2	1	0

POSTSEASON

1/14	JACKSONVILLE	1	1	2	1	3	0.0	0.0	0/0	0	0	0
POSTSEASON TOTALS		1	1	2	1	3	0.0	0.0	0/0	0	0	0

Tuitt's Career Totals

REGULAR SEASON

Year	Team	GP	GS	T	AT	TOT	Sacks	Yds	Int/Yds	PD	FF	FR
2014	Pittsburgh	16	4	11	6	17	1.0	4.0	0/0	0	1	0
2015	Pittsburgh	14	14	39	15	54	6.5	38.0	1/3	1	0	0
2016	Pittsburgh	14	14	28	10	38	4.0	30.0	0/0	3	2	0
2017	Pittsburgh	12	12	19	6	25	3.0	22.0	0/0	2	1	0
NFL TOTALS		56	44	98	36	134	14.5	94.0	1/3	6	4	0

Regular-Season Single-Game Highs:

Total Tackles: 10, vs. Baltimore, 10/1/15; **Solo Tackles:** 10, vs. Baltimore, 10/1/15; **Sacks:** 2.0, twice, last at Cleveland, 11/20/16; **Sack Yards:** 16.0, at Cleveland, 1/3/16; **Passes Defended:** 1, six times, last vs. Baltimore, 12/10/17; **Forced Fumbles:** 2, vs. Kansas City, 10/2/16; **Fumble Recoveries:** N/A.

STEPHON TUITT

Tuitt's Career Totals (Continued)

POSTSEASON

Year	Team	GP	GS	T	AT	TOT	Sacks	Yds	Int/Yds	PD	FF	FR
2014	Pittsburgh	1	1	2	0	2	0.0	0.0	0/0	0	0	1
2015	Pittsburgh	2	2	4	3	7	0.0	0.0	0/0	0	0	0
2016	Pittsburgh	3	3	4	2	6	0.0	0.0	0/0	0	0	1
2017	Pittsburgh	1	1	2	1	3	0.0	0.0	0/0	0	0	0
NFL TOTALS		7	7	12	6	18	0.0	0.0	0/0	0	0	2



Alejandro Villanueva OT

HEIGHT: 6-9

WEIGHT: 320

COLLEGE: Army

BORN: Sept. 22, 1988

BIRTHPLACE: Meridian, Miss.

HOW ACQUIRED: FA – '14

NFL EXPERIENCE: 4th year



'17

78

CAREER HIGHLIGHTS

Entering the 2018 season, has played in 48 consecutive regular season games—tied for the fourth-longest streak among active NFL tacklers.

Named to his first Pro Bowl in 2017.

PRO (48-42/6-6): Signed a new four-year contract with the Steelers on July 27, 2017...signed a Reserve/Future contract with the Steelers on January 5, 2015...signed to the Steelers' practice squad on August 31, 2014...released by the Eagles on August 23, 2014...originally signed with the Philadelphia Eagles as an undrafted rookie free agent on May 5, 2014.

2017 (16-16/1-1): Started all 16 games during the regular season...part of an offensive line that yielded just 24 sacks – tied as third-fewest in the NFL

10/1 at Baltimore: Part of an offensive line that helped block for RB Le'Veon Bell to rush for 144 yards and two touchdowns.

10/15 at Kansas City: Part of an offensive line that helped block for RB Le'Veon Bell to rush for 179 yards and one touchdown, which ties for the tenth-most rushing yards in a single game in Steelers history.

10/22 vs. Cincinnati: Part of an offensive line that gave up zero sacks and helped block for RB Le'Veon Bell to rush for 134 yards.

12/25 at Houston: Part of an offensive line that gave up zero sacks.

COLLEGE A versatile player who started 24-of-28 games he played at Army (2006-2009)...saw action at wide receiver, left tackle and on the defensive line...as a wide receiver, led the team in receptions (34), receiving yards (522) and receiving touchdowns (5) in 2009...as a left tackle, started all 12 games in 2008...majored in systems engineering.

PERSONAL Attended SHAPE American High School (Casteau, Belgium)...spent 2010-13 as an active member of the U.S. Army and served three tours in Afghanistan...was promoted to ranking of Captain in April of 2014...earned numerous honors for his service, including the Bronze Star Medal for Valor, the Ranger Tab, the Parachutist Badge, the Bronze Star Medal for overseas service, National Defense Service Medal, Afghanistan Campaign Medal with Campaign Star, Global War on Terrorism Service Ribbon, Army Service Ribbon, Overseas Service Ribbon, NATO Medal, Combat Infantryman's Badge and Expert Infantryman's Badge...son of Ignacio and Mati Vil-

lanueva...his father was a Lieutenant Commander in the Spanish Navy and also worked for NATO throughout Europe...is married to Maddy...Full name: Alejandro Villanueva.

Villanueva's Career Totals

Year	Team	GP	GS
2015	Pittsburgh	16	10
2016	Pittsburgh	16	16
2017	Pittsburgh	16	16
NFL TOTALS		48	42

Villanueva's Career Postseason Totals

Year	Team	GP	GS
2015	Pittsburgh	2	2
2016	Pittsburgh	3	3
2017	Pittsburgh	1	1
NFL TOTALS		6	6

**L.T. Walton DE**

HEIGHT: 6-5

WEIGHT: 305

COLLEGE: Central Michigan

BORN: March 31, 1992

BIRTHPLACE: Clinton Township, Mich.

HOW ACQUIRED: D6a - '15 (#199)

NFL EXPERIENCE: 4th year

96

PRO (32-4/4-2): Drafted by the Steelers in the sixth round (199th overall) of the 2015 NFL Draft.

2017 (16-0/1-0): Saw action in all 16 games during the regular season and the Steelers' AFC Divisional Playoff contest vs. Jacksonville.

11/16 vs. Tennessee: Brought down Tennessee QB Marcus Mariota for a 4-yard sack in the fourth quarter – the first sack of his NFL career.

11/26 vs. Green Bay: Brought down Green Bay QB Brett Hundley for a 5-yard sack in the third quarter, producing a sack in back-to-back games.

COLLEGE Appeared in 39 games at Central Michigan (2010-14), totaling 106 tackles, 18.5 TFLs, 6.0 sacks, three pass breakups, two forced fumbles and one fumble recovery...earned First Team All-MAC honors in 2014majored in sport management.

PERSONAL Attended Clintondale High School (Clinton, Mich)...earned all-county first-team honors in 2009...credited with 21 tackles, one fumble recovery and two blocked kicks as a senior...also caught a pair of touchdown passes... in baseball, named to Macomb County's all-star first team as an infielder by the Macomb Daily as a sophomore in 2008...son of Sandra and Terry Walton...Full name: Leterrius "L.T." Deon Walton.

Walton's 2017 Game-by-Game Statistics

Date	Opponent	GP	GS	T	AT	TOT	Sacks	Yds	Int/Yds	PD	FF	FR
9/10	at Cleveland	1	0	0	1	1	0.0	0.0	0/0	0	0	0
9/17	MINNESOTA	1	0	0	1	1	0.0	0.0	0/0	0	0	0
9/21	at Chicago	1	0	3	0	3	0.0	0.0	0/0	0	0	0
10/1	at Baltimore	1	0	0	0	0	0.0	0.0	0/0	0	0	0
10/8	JACKSONVILLE	1	0	0	0	0	0.0	0.0	0/0	0	0	0
10/15	at Kansas City	1	0	0	0	0	0.0	0.0	0/0	0	0	0
10/22	CINCINNATI	1	0	0	0	0	0.0	0.0	0/0	0	0	0
10/29	at Detroit	1	0	1	0	1	0.0	0.0	0/0	1	0	0
11/12	at Indianapolis	1	0	0	0	0	0.0	0.0	0/0	0	0	0
11/16	TENNESSEE	1	0	1	1	2	1.0	4.0	0/0	0	0	0
11/26	GREEN BAY	1	0	1	0	1	1.0	5.0	0/0	0	0	0
12/4	at Cincinnati	1	0	0	0	0	0.0	0.0	0/0	0	0	0
12/10	BALTIMORE	1	0	1	0	1	0.0	0.0	0/0	0	0	0
12/17	NEW ENGLAND	1	0	1	0	1	0.0	0.0	0/0	0	0	0

L.T. WALTON

Walton's 2017 Game-by-Game Statistics (Continued)

Date	Opponent	GP	GS	T	AT	TOT	Sacks	Yds	Int/Yds	PD	FF	FR
12/25	at Houston	1	0	0	0	0	0.0	0.0	0/0	0	0	0
12/31	CLEVELAND	1	0	1	0	1	0.0	0.0	0/0	0	0	0
SEASON TOTALS		16	0	9	3	12	2.0	9.0	0/0	1	0	0

POSTSEASON

1/14	JACKSONVILLE	1	0	0	1	1	0.0	0.0	0/0	0	0	0
POSTSEASON TOTALS		1	0	0	1	1	0.0	0.0	0/0	0	0	0

Walton's Career Totals

REGULAR SEASON

Year	Team	GP	GS	T	AT	TOT	Sacks	Yds	Int/Yds	PD	FF	FR
2015	Pittsburgh	6	0	0	0	0	0.0	0.0	0/0	0	0	0
2016	Pittsburgh	10	4	6	2	8	0.0	0.0	0/0	1	0	0
2017	Pittsburgh	16	0	9	3	12	2.0	9.0	0/0	1	0	0
NFL TOTALS		32	4	15	5	20	2.0	9.0	0/0	2	0	0

Regular-Season Single-Game Highs:

Total Tackles: 3, three time, last at Chicago, 9/24/17; **Solo Tackles:** 3, twice, last at Chicago, 9/24/17; **Sacks:** 1.0, twice, last vs. Green Bay, 11/26/17; **Sack Yards:** 5, vs. Green Bay, 11/26/17; **Passes Defensed:** 1, twice, last at Detroit, 10/29/17; **Forced Fumbles:** N/A; **Fumble Recoveries:** N/A.

POSTSEASON

Year	Team	GP	GS	T	AT	TOT	Sacks	Yds	Int/Yds	PD	FF	FR
2015	Pittsburgh	0	0	0	0	0	0.0	0.0	0/0	0	0	0
2016	Pittsburgh	3	2	2	2	4	0.0	0.0	0/0	0	0	1
2017	Pittsburgh	1	0	0	1	1	0.0	0.0	0/0	0	0	0
NFL TOTALS		4	2	2	3	5	0.0	0.0	0/0	0	0	1



T.J. Watt LB

HEIGHT: 6-4
WEIGHT: 252
COLLEGE: Wisconsin
BORN: Oct. 11, 1994
BIRTHPLACE: Pewaukee, Wisc.

HOW ACQUIRED: D1 - '17 (#30)
NFL EXPERIENCE: 2nd year

90

PRO (15-15/1-1): Drafted by the Steelers in the first round (30th overall) of the 2017 NFL Draft.

2017 (15-15/1-1): Started all 15 games he played in during the regular season and one playoff game...finished his rookie season with 7.0 sacks, second-most by a rookie in Steelers history, the most sacks among all NFL rookie linebackers, and tied for the second-most among all NFL rookies...was the only NFL linebacker to finish the regular season with at least 50 tackles (52), 5.0 sacks (7.0), five passes defensed (8) and one interception (1).

9/10 at Cleveland: Recorded 6 tackles (5 solo), 2.0 sacks (11 yards), two quarterback hits and an interception in his NFL debut...became the third player in NFL history and first on Kickoff Weekend to record 2.0 sacks and an interception in an NFL debut, joining Charles Glaze (Oct. 4, 1987) and Tommy Haynes (Oct. 4, 1987)...is the first Steeler with at least 2.0 sacks in their NFL debut since sacks became an official statistic in 1982 (previous mark, 1.5, Kenny Davidson, Sept. 9, 1990 at Cleveland)...is the first Steeler with at least 2.0 sacks and an interception in the same game since 2010 (LaMarr Woodley, Dec. 12 vs. Cincinnati)...brought down Cleveland QB DeShone Kizer for losses of

eight and three yards in the third quarter...picked off Cleveland QB DeShone Kizer in the third quarter and returned the ball 17 yards.

11/16 vs. Tennessee: Credited with a field goal block on a Tennessee K Ryan Succop 48-yard attempt in the second quarter—the first blocked kick by the Steelers since Oct. 16, 2016 at Miami (DT Daniel McCullers).

12/10 vs. Baltimore: Tallied 4 tackles (all solo) and three quarterback hits...sacked and stripped QB Joe Flacco for a loss of eight yards as the clock expired to end the game.

COLLEGE Played in 27 games with 14 starts over a two-year span (2015-16) for Wisconsin...totaled 70 tackles, 17.0 TFLs and 11.5 sacks in his career...named Academic All-Big Ten for two-straight years (2015-16)...as a redshirt junior in 2016, he was named first-team All-American by ESPN.com and Sports Illustrated and a second-team All-American by the AP, CBS Sports and Fox Sports,

and he was named first-team All-Big Ten...recorded 11.5 sacks in 2016, the fifth-most in a single season in school history...moved to defense during the spring of 2015, and was part of a defense that ranked No. 1 in the nation in scoring defense, holding opponents to 13.7 points per game...missed the entire 2014 season due to injury...redshirted in 2013...was recruited by Wisconsin as a tight end...majored in retailing and consumer behavior.

PERSONAL Attended the Pewaukee High School (Pewaukee, Wisc.)...was a first-team all-conference quarterback, linebacker and punter... named honorable mention all-area at linebacker by the Milwaukee Journal-Sentinel...threw for 527 yards with seven touchdowns, adding 554 rushing yards and nine rushing touchdowns as a senior, to go along with 42 tackles and 5.0 sacks on defense... also lettered in track and field...son of Connie and John Watt...his two brothers, J.J. and Derek, both play in the NFL...J.J. is with the Houston Texans... Derek is with the L.A. Chargers...Full name: Trent Jordan Watt.

Watt's Game-by-Game Statistics

Date	Opponent	GP	GS	T	AT	TOT	Sacks	Yds	Int/Yds	PD	FF	FR
9/10	at Cleveland	1	1	5	1	6	2.0	11.0	1/17	1	0	0
9/17	MINNESOTA	1	1	0	2	2	0.0	0.0	0/0	1	0	0
9/24	at Chicago	INACTIVE										
10/1	at Baltimore	1	1	4	0	4	0.0	0.0	0/0	1	0	0
10/8	JACKSONVILLE	1	1	5	1	6	1.0	3.0	0/0	0	0	0
10/15	at Kansas City	1	1	1	0	1	0.0	0.0	0/0	0	0	0
10/22	CINCINNATI	1	1	5	1	6	1.0	7.0	0/0	0	0	0
10/29	at Detroit	1	1	1	1	2	0.0	0.0	0/0	1	0	0
11/12	at Indianapolis	1	1	3	0	3	0.0	0.0	0/0	0	0	0
11/16	TENNESSEE	1	1	0	1	1	0.0	0.0	0/0	1	0	0
11/26	GREEN BAY	1	1	3	1	4	1.0	6.0	0/0	1	0	0
12/4	at Cincinnati	1	1	0	1	1	0.0	0.0	0/0	0	0	0
12/10	BALTIMORE	1	1	4	0	4	1.0	8.0	0/0	0	1	0
12/17	NEW ENGLAND	1	1	2	0	2	0.0	0.0	0/0	0	0	0
12/25	at Houston	1	1	0	2	2	0.0	0.0	0/0	1	0	0
12/31	CLEVELAND	1	1	6	2	8	1.0	1.0	0/0	0	0	0
SEASON TOTALS		15	15	39	13	52	7.0	35.0	1/17	7	1	0
POSTSEASON												
1/14	JACKSONVILLE	1	1	1	1	2	0.0	0.0	0/0	0	0	0
POSTSEASON TOTALS		1	1	1	1	2	0.0	0.0	0/0	0	0	0

Career Regular-Season Special Teams Tackles (2): 2 in '17.

Additional Statistics: Has one field goal block (11/16/17 vs. Tennessee).



Matt Wile *P*

HEIGHT: 6-2
WEIGHT: 215
COLLEGE: Michigan
BORN: June 20, 1992
BIRTHPLACE: San Diego, Calif.

HOW ACQUIRED: FA – 18
NFL EXPERIENCE: 2nd year

6

PRO (0-0/0-0): Signed a Reserve/Future contract with the Steelers on January 19, 2018... released by the Cardinals on September 4, 2017... promoted to the Arizona Cardinals' 53-man roster on December 13, 2016 after joining the team's practice squad on December 6, 2016...released by the Falcons on November 29, 2016...signed by the Atlanta Falcons on November 22, 2016...released by the Cowboys on September 3, 2016...signed by the Dallas Cowboys on March 31, 2016...released by the Panthers on August 30, 2015 after joining the team on August 17, 2015...released by Carolina on August 5, 2015...signed by Carolina on July 30, 2015...released by the Panthers on June 10, 2015...originally entered the NFL as an undrafted rookie free agent with the Carolina Panthers on May 4, 2015.

2017 (0-0/0-0): Not on an NFL roster.

COLLEGE Played in 51 games at Michigan as a kicker, punter and kickoff specialist, recording 108 touchbacks on 284 kickoffs, converting 20-of-29 field goal attempts and punting 91 times for 3,658 yards (40.2 avg.), landing 29 inside-the-20...converted 15-of-21 field goal tries and 24 touchbacks on 52 kickoffs as a senior in 2014...totaled 2,476 yards on 61 punts (40.6 avg.) as a junior, along with 37 touchbacks on 76 kickoffs...also made three-of-five field goal attempts...punted 12 times for a 35.9-yard average, making each of his two field goal attempts, and had 28 touchbacks on 77 kickoffs as a sophomore...logged 19 touchbacks and averaged 41.1 yards on 14 punts as a freshman in 2011.

PERSONAL Played at Francis W. Parker High School (San Diego, Calif.)...converted 10-of-13 field goal attempts as a senior while logging 91 touchbacks on 101 kickoffs...made nine-of-12 field goal tries and recorded touchbacks on 89.9 percent of his kickoffs in junior year.



Vince Williams *LB*

HEIGHT: 6-1
WEIGHT: 233
COLLEGE: Florida State
BORN: Dec. 27, 1989
BIRTHPLACE: Davenport, Fla.

HOW ACQUIRED: D6b – '13 (#206)
NFL EXPERIENCE: 6th year

98

PRO (79-33/7-1): Re-signed a three-year extension with the Steelers on August 23, 2016... originally drafted by the Steelers with their second of two selections in the sixth round (206th overall) of the 2013 NFL Draft.

2017 (16-16/1-1): Saw action in all 16 regular-season games and the AFC Divisional Playoff contest...reached a single-season career high with 8.0 sacks and a career-high 88 tackles.

9/17 vs. Minnesota: Posted his first sack of the season, bringing down Minnesota QB Case Keenum for a loss of 10 yards in the third quarter, increasing his career sack total to 3.5.

10/8 vs. Jacksonville: Tallied 8 tackles (6 solo), two quarterback hits and a sack – his second of the season – of Jacksonville QB Blake Bortles for a loss of 10 yards in the second quarter.

10/15 at Kansas City: Posted his first career multi-sack game, finishing with 2.0 and set a new single-season career high with 4.0 sacks in 2017 (2.0 in 2016).

11/12 at Indianapolis: Registered 5 tackles (4 solo) and a sack...brought down Indianapolis QB Jacoby Brissett for a loss of four yards in the fourth quarter.

12/4 at Cincinnati: Led all defenders with 9 total tackles (4 solo), increasing his single-season career high tackle total in 2017 to 66...brought down Cincinnati QB Andy Dalton for an 8-yard sack in the fourth quarter, increasing his single-season career high sack total in 2017 to 7.0.

12/17 vs. New England: Tallied 3 tackles, all solo...recorded the first interception of his NFL career, picking off New England QB Tom Brady and returning it 13 yards in the third quarter.

12/31 vs. Cleveland: Tallied his eighth sack of the season with a 7-yard takedown of Cleveland QB Deshaun Kizer in the second quarter.

AFC Divisional Playoff 1/14 vs. Jacksonville: Totaled 10 tackles (6 solo) to mark the second-most on the defensive unit.

COLLEGE Played in 50 games at Florida State (2008-12), starting 26...recorded 140 tackles, 13.5 TFLs, 3.0 sacks, one fumble recovery, seven passes defended and one interception... in 2012, earned All-ACC Honorable Mention, Phil Steele Postseason All-ACC second-team honors and was an Under Armour Senior Bowl selection all as a senior...double majored in creative writing and sociology.

PERSONAL Attended Ridge Community High School (Davenport, Fla.)...named Polk County Defensive Player of the Year as a junior and earned all-county honors as a sophomore... amassed almost 300 tackles with 48.0 TFLs and 25.0 sacks over three varsity seasons...earned 3A second-team All-State honors as a senior...co-MVP of the Scout.com combine in Jacksonville... son of Mark and Vel Williams...Full name: Vincenzo Jerard Williams.

Williams' 2017 Game-by-Game Statistics

Date	Opponent	GP	GS	T	AT	TOT	Sacks	Yds	Int/Yds	PD	FF	FR
9/10	at Cleveland	1	1	4	1	5	0.0	0.0	0/0	0	0	0
9/17	MINNESOTA	1	1	4	0	4	1.0	10.0	0/0	0	0	0
9/24	at Chicago	1	1	5	2	7	0.0	0.0	0/0	0	0	0
10/1	at Baltimore	1	1	3	0	3	0.0	0.0	0/0	0	0	0
10/8	JACKSONVILLE	1	1	6	2	8	1.0	10.0	0/0	0	0	0
10/15	at Kansas City	1	1	4	0	4	2.0	15.0	0/0	0	0	0
10/22	CINCINNATI	1	1	2	0	2	0.0	0.0	0/0	0	0	0
10/29	at Detroit	1	1	4	4	8	0.0	0.0	0/0	0	0	0
11/12	at Indianapolis	1	1	4	1	5	1.0	4.0	0/0	0	0	0
11/16	TENNESSEE	1	1	6	1	7	1.0	9.0	0/0	0	0	0
11/26	GREEN BAY	1	1	3	1	4	0.0	0.0	0/0	0	0	0
12/4	at Cincinnati	1	1	4	5	9	1.0	8.0	0/0	0	0	0
12/10	BALTIMORE	1	1	7	0	7	0.0	0.0	0/0	0	0	0
12/17	NEW ENGLAND	1	1	3	0	3	0.0	0.0	1/13	1	0	0
12/25	at Houston	1	1	6	2	8	0.0	0.0	0/0	0	0	0
12/31	CLEVELAND	1	1	3	1	4	1.0	7.0	0/0	0	0	0
SEASON TOTALS		16	16	68	20	88	8.0	63.0	1/13	1	0	0
POSTSEASON												
1/14	JACKSONVILLE	1	1	6	4	10	0.0	0.0	0/0	0	0	0
POSTSEASON TOTALS		1	1	6	4	10	0.0	0.0	0/0	0	0	0

VINCE WILLIAMS

Williams' Career Totals**REGULAR SEASON**

Year	Team	GP	GS	T	AT	TOT	Sacks	Yds	Int/Yds	PD	FF	FR
2013	Pittsburgh	15	11	42	24	66	0.0	0.0	0/0	0	0	0
2014	Pittsburgh	16	2	18	11	29	0.0	0.0	0/0	0	0	1
2015	Pittsburgh	16	0	25	10	35	0.5	3.0	0/0	1	0	1
2016	Pittsburgh	16	4	32	8	40	2.0	3.0	0/0	0	0	0
2017	Pittsburgh	16	16	68	20	88	8.0	63.0	1/13	1	0	0
NFL TOTALS		79	33	183	61	244	10.5	69.0	1/13	2	0	3

Career Regular-Season Special Teams Tackles (34): 15 in '14, 11 in '15, 7 in '16 and 1 in '17.

Additional Statistics: Recovered his first career fumble on special teams 11/8/15 vs. Oakland.

Regular-Season Single-Game Highs:

Total Tackles: 15, vs. Kansas City, 10/2/16; **Solo Tackles:** 13, vs. Kansas City, 10/2/16; **Sacks:** 2.0, at Kansas City, 10/15/17; **Sack Yards:** 15.0, at Kansas City, 10/15/17; **Passes Defensed:** 1, twice, last vs. New England, 12/17/17; **Forced Fumbles:** N/A; **Fumble Recoveries:** 1, three times, last vs. Indianapolis, 12/6/15.

POSTSEASON

Year	Team	GP	GS	T	AT	TOT	Sacks	Yds	Int/Yds	PD	FF	FR
2014	Pittsburgh	1	0	1	1	2	0.0	0.0	0/0	0	0	0
2015	Pittsburgh	2	0	1	0	1	0.0	0.0	0/0	0	0	0
2016	Pittsburgh	3	0	0	0	0	0.0	0.0	0/0	0	0	0
2017	Pittsburgh	1	1	6	4	10	0.0	0.0	0/0	0	0	0
NFL TOTALS		7	1	8	5	13	0.0	0.0	0/0	0	0	0

Career Postseason Special Teams Tackles (6): 2 in '15 and 4 in '16.



Terrell Edmunds *S*

HEIGHT: 6-1

WEIGHT: 217

COLLEGE: Virginia Tech

BORN: Jan. 20, 1997

BIRTHPLACE: Danville, Va.

HOW ACQUIRED: D1 – 18 (#28)

NFL EXPERIENCE: Rookie

▶▶▶ 2018 Draft Pick

34

PRO (0-0/0-0): Drafted by the Steelers in the first round (28th overall) of the 2018 NFL Draft.

COLLEGE Played in 37 games with 31 starts over a three-year span (2015-17) at Virginia Tech...totaled 182 tackles, 20 passes defended, 6.5 TFLs and six interceptions in his career...named a third-team All-Atlantic Conference Coast selection in 2017, recording 59 tackles, 2.5 TFLs, two interceptions, three pass breakups and 1.5 sacks in 10 games played and started...played in all 14 games (13 starts) in 2016, earning honorable mention All-ACC accolades by tallying 89 tackles, four interceptions and 2.5 TFLs...tabbed ACC Defensive Back Player of the Week (Oct. 24)...posted 12 tackles and caught a reception for 20 yards in the ACC Championship game vs. Clemson...made five stops and hauled in an interception in the Belk Bowl vs. Arkansas...saw action in 12 games (8 starts) in 2015, amassing 34 tackles...redshirted in 2014...majored in multimedia journalism.

PERSONAL Attended Dan River High School (Ringgold, Va.)...was a Class 2A West All-Region first-team selection as a running back and Offensive Back of the Year in the Courthouse Conference 37...an All-Conference 37 first-team selection after his senior year, logging 1,753 rushing yards on 171 carries with 25 touchdown runs, and adding nine receptions for 111 yards and a touchdown...on defense, made 53 tackle-sand two interceptions...scored a combined 29 touchdowns in his senior year...son of Ferrell Jr. and Felicia Edmunds...his father was a NFL Pro Bowl tight end...his older brother, Trey, plays running back for the New Orleans Saint...his younger brother, Tremaine, was selected in the first-round of the 2018 NFL draft by the Buffalo Bills...along with Tremaine, he was part of the first set of brothers to be drafted in the first round of the same NFL Draft.



James Washington *WR*

HEIGHT: 5-11

WEIGHT: 213

COLLEGE: Oklahoma State

BORN: April 2, 1996

BIRTHPLACE: Abilene, Texas

HOW ACQUIRED: D2 – 18 (#60)

NFL EXPERIENCE: Rookie

▶▶▶ 2018 Draft Pick

13

PRO (0-0/0-0): Drafted by the Steelers in the second round (60th overall) of the 2018 NFL Draft.

COLLEGE Set an Oklahoma State record with 4,472 career receiving yards – the second-most in Big 12 history...joined Rashaun Woods as the only players in school history to record three seasons with at least 1,000 receiving yards and three years with at least 10 touchdown catches...was voted a team captain in 2016 and 2017...led all active FBS players in receiving yards (4,472) and touchdown catches (39) as in 2017...recipient of the 2017 Biletnikoff Award – presented to the

nation's top receiver – and a unanimous All-America and All-Big 12 selection...led the country with 1,549 receiving yards and an average of 119.2 receiving yards per game in 2017, posting nine games with at least 100 receiving yards...earned first-team All-Big 12 honors in 2016 after finishing second in the conference with 1,380 receiving yards...tabbed national Offensive Player of the Week from the Walter Camp Football Foundation following a 296-receiving yard performance on nine catches and two touchdowns vs. Pittsburgh...totaled 1,087 receiving yards and 10 touchdown catches en route to securing second-team All-Big 12 honors in 2015...had five 100-yard games and finished second on the squad with 53

JAMES WASHINGTON

receptions...led the program with six touchdown catches in 2014, a total that placed him fourth in the nation among freshmen...finished with 28 catches for 456 yards...majored in agribusiness with an option in farm and ranch management.

PERSONAL Attended Stamford (Texas.) High School...finished his senior year

as a 2013 Class 1A state champion in Texas, registering 73 receptions for 1,331 yards and 24 touchdowns, and adding 42 tackles and seven interceptions...helped lead Stamford to the state title, earning first-team all-district and first-team all-state honors as a junior with 78 catches for 1,172 yards and 22 scores...district MVP in basketball and was a first-team all-district and first-team all-region tennis player...son of James and Chrysta Washington.



Mason Rudolph QB

HEIGHT: 6-5
WEIGHT: 235
COLLEGE: Oklahoma State
BORN: July 7, 1995
BIRTHPLACE: Rock Hill, N.C.

HOW ACQUIRED: D3a – 18 (#76)
NFL EXPERIENCE: Rookie

2018 Draft Pick

2

PRO (0-0/0-0): Drafted by the Steelers with the first of their two third round selections (76th overall) of the 2018 NFL Draft.

COLLEGE Led the Cowboys to a 32-9 record as a starter becoming the winningest quarterback in school history...notched 10 wins in games in which Oklahoma State trailed during the second half...finished his career holding no fewer than 54 school records, including single-season and career marks for passing yards, passing touchdowns and pass efficiency...ranked fourth in Big-12 history with 13,618 career passing yards and third with a 324.2 passing yards per game average...recipient of the 2017 Johnny Unitas Golden Arm Award, the Fellowship of Christian Athletes' Bobby Bowden Award and the Sammy Baugh Award...led the FBS with 4,904 passing yards, earning second-team All-Big 12 honors by the coaches in 2017...broke Barry Sanders' school record for touchdowns responsible for with 47...teamed with receivers James Washington and Marcell Ateman and running back Justice Hall to make Oklahoma State the first Big 12 school in conference history with a 4,000-yard passer, two 1,000-yard receivers and a 1,000-yard running back in the same year (2017)...tabbed the school's 2016 Offensive MVP by the coaching

staff...was the only player in the country to throw for at least 4,000 passing yards while throwing less than five interceptions...his 4,091 passing yards ranked him eighth in the nation and third-most in school history for a single-season...second-team Academic All-Big 12 honoree in 2015, throwing for 3,770 yards on 264 completions and 21 touchdown strikes...entered the starting lineup in Week 11 of 2014 freshman year...threw for 299 yards, along with two touchdown throws, in the Cactus Bowl vs. Washington – the most passing yards by a Cowboy freshman in a bowl game...majored in marketing.

PERSONAL Attended Northwestern High School (Rock Hill, S.C.)...led school to a 62-35 win over Stratford in the South Carolina Class 4A Division II Championship, completing 40-of-57 passes for 488 yards with eight touchdown passes in his senior year...racked up 4,377 passing yards on 350 completions with 64 touchdown throws as a senior, while rushing for 543 yards (129 carries) and 16 touchdowns...“Mr. Football” award finalist in South Carolina and MVP of the Shrine Bowl of the Carolinas...son of Brett and Jamie Rudolph...mother ran tack at Liberty University and dad played football at the University of North Carolina.



Chukwuma "Chuks" Okorafor OL

HEIGHT: 6-6
WEIGHT: 320
COLLEGE: Western Michigan
BORN: Aug. 8, 1997
BIRTHPLACE: Southfield, Mich.

HOW ACQUIRED: D3b – 18 (#92)
NFL EXPERIENCE: Rookie

»»» 2018 Draft Pick

74

PRO (0-0/0-0): Drafted by the Steelers with the second of their two third round selections (92nd overall) of the 2018 NFL Draft.

COLLEGE Started 39 consecutive games of his last three years at Western Michigan (2015-17)...tabbed a first-team All-American selection by FWAA and Phil Steele in 2017, adding second-team All-American honors by Sports Illustrated...one of six semifinalists for the Outland Trophy in 2017...started all 12 games at left tackle in 2017, helping pave the way for seven different players to record 26 total rushing touchdowns...

made 14 starts at left tackle in 2016, earning first-team All-Mid-American Conference honors...part of an offensive line that yielded just 16 sacks in 2016, the 13th-fewest in the country...started all 13 games at right tackle in 2015, helping block for MAC Freshman of the Year and Popeyes Bahama Bowl MVP Jamauri Bogan who finished with 1,051 rushing yards and 16 touchdown runs...played in 12 games in 2014 freshman year.

PERSONAL Attended Southfield High School (Southfield, Mich.)...ranked as the 11th best recruit in the state of Michigan...named an All-American in 2013.



Marcus Allen S

HEIGHT: 6-2
WEIGHT: 215
COLLEGE: Penn State
BORN: Aug. 7, 1996
BIRTHPLACE: Silver Spring, Md.

HOW ACQUIRED: D5a – 18 (#148)
NFL EXPERIENCE: Rookie

»»» 2018 Draft Pick

27

PRO (0-0/0-0): Drafted by the Steelers with the first of their two fifth round selections (148th overall) of the 2018 NFL Draft.

COLLEGE Totaled 321 tackles at Penn State, ranking fifth in school history in career tackles, and becoming the sixth player in program history to record at least 300 stops in a career...earned first-team All-Big Ten accolades from the coaches and second-team honors from the media in 2017 after starting all 13 games and recording 72 tackles (46 solo) with one interception and forcing two fumbles...selected as a team captain in 2017...tabbed All-Big Ten third-team by the coaches and honorable mention by the media panel in 2016...named Big Ten Co-Defensive Player of the Week after a 22-tackle game vs. Minnesota in 2016...started all 14 games, notching 10 tackles or more in three games, en route to recording a career-best 110 tackles in 2016 to

become the first safety to lead Penn State in tackles since 2002...honorable mention All-Big Ten by the coaches and media in 2015, finishing second on the defense with 81 tackles...started 7-of-13 games played in 2014, tying for third on the squad with 58 tackles...majored in broadcast journalism.

PERSONAL Attended Dr. Henry Wise High School (Upper Marlboro, Md.)...posted 15 tackles and two fumble recoveries in three games as a senior before suffering an ankle injury...helped the Pumas advance to a perfect 14-0 record and the Maryland 4A State Championship as a junior, producing 70 tackles, three interceptions and 10 pass breakups...was invited to participate in the Big 33 Classic and Maryland Crab Bowl following his senior year...son of Shawn and Latonya Allen...is the godson of Pro Football Hall of Fame running back Curtis Martin.



Jaylen Samuels *RB*

HEIGHT: 6-0
WEIGHT: 225
COLLEGE: North Carolina State
BORN: July 29, 1996
BIRTHPLACE: Charlotte, N.C.

HOW ACQUIRED: D5b – 18 (#165)
NFL EXPERIENCE: Rookie

▶▶▶ 2018 Draft Pick

38

PRO (0-0/0-0): Drafted by the Steelers with the second of their two fifth round selections (165th overall) of the 2018 NFL Draft.

COLLEGE Set the North Carolina State record for career receptions (202) and finished second in school history in total touchdowns (47), fourth in touchdown receptions (19) and sixth in touchdown runs (28)...his 47 total touchdowns are third-most in the Atlantic Coast Conference...was the only active player in the nation with at least 15 career rushing and 15 career receiving touchdowns, and the first to boast such numbers since at least 2004...caught at least one pass in 41 consecutive games – the fifth-best active streak in the FBS and a program record...started all 13 games in 2017, catching 76 passes en route to earning first-team All-ACC honors as an all-purpose player, and third-team accolades by the Associated Press as a tight end...matched Torry Holt's school record with 15 catches in the 2017 season opener...honored with jersey No. 1 in 2016, earning third-team All-ACC accolades by the coaches and honorable mention

by the media...started 10-of-13 games in 2016, leading the team with 55 catches and being named MVP of the Independence Bowl win vs. Vanderbilt where he scored three touchdowns...a first-team All-ACC honoree and third-team All-American in 2015, starting 10-of-13 games played...recorded more catches (65) than any tight end in the nation and totaled 16 touchdowns (9 rushing / 7 receiving)...earned the Torry Holt Award as the team's most valuable offensive player...saw action in 13 games (two starts) in 2014, rushing for 143 yards on 15 carries and adding six catches for 96 yards and a touchdown...majored in program management.

PERSONAL Attended Mallard Creek High School (Charlotte, N.C.)...helped his team to a perfect 16-0 mark and the NC 4AA state title, gaining 99 rushing yards and scoring three touchdowns while adding five catches for 114 yards and two scores in the championship game...a 2013 Associated Press all-state selection, named the Charlotte Mecklenburg I-Meck Offensive Player of the Year.



Joshua Frazier *DT*

HEIGHT: 6-3
WEIGHT: 321
COLLEGE: Alabama
BORN: Nov. 6, 1995
BIRTHPLACE: Springdale, Ark.

HOW ACQUIRED: D7 – 18 (#246)
NFL EXPERIENCE: Rookie

▶▶▶ 2018 Draft Pick

69

PRO (0-0/0-0): Drafted by the Steelers with the team's seventh round selection (246th overall) of the 2018 NFL Draft.

COLLEGE Played in 40 career games at Alabama, totaling 28 tackles (11 solo), 4.5 TFLs, 2.0 sacks, three passes defended and one forced fumble...appeared in all 14 games in 2017, recording 15 tackles (8 solo) with 2.5 TFLs, adding a forced fumble, one quarterback hurry and three pass break-ups...saw action in 14-of-15 possible

games in 2016, posting 8 tackles, 1.0 sack and a TFL...played in six games as a reserve defensive tackle in 2015, contributing 4 tackles (1 solo)...part of Alabama's defensive line rotation in 2014, seeing the field in six games.

PERSONAL Attended Har-Ber High School (Springdale, Ark.)...selected to participate in the U.S. Army All-American Bowl...an Arkansas All-State selection as a junior, recording 65 tackles with 7 TFLs and 3.5 sacks.



Olasunkanmi Adeniyi *LB*

HEIGHT: 6-1
WEIGHT: 248
COLLEGE: Toledo
BORN: Sept. 12, 1997
BIRTHPLACE: Houston, Texas

HOW ACQUIRED: UDFA - '18
NFL EXPERIENCE: Rookie

▶▶▶ **2018 Rookie Free Agent**

92

PRO (0-0/0-0): Signed with the Steelers as an undrafted rookie free agent on April 28, 2018.

COLLEGE Saw action in 34 games and started 25 games at Toledo (2015-17)...totaled 118 tackles, 28.0 TFLs, 12.5 sacks, three forced fumbles, one fumble recovery, and one pass breakup in his career...as a junior, led the team in tackles for loss (2.0) and finished third in the MAC...named

second-team All-MAC...as a sophomore started 12 games at "Leo" defensive end where he registered 49 tackles, second-most among team's down linemen...chose to redshirt as a true freshman at Toledo...majored in Marketing.

PERSONAL Attended George Bush High School (Fort Bend County, Texas)...as a senior, recorded 76 tackles, 18 TFLs, and 5.0 sacks...full name is Olasunkanmi Adeniyi.



Parker Cothren *DT*

HEIGHT: 6-4
WEIGHT: 304
COLLEGE: Penn State
BORN: Jan. 1, 1994
BIRTHPLACE: Huntsville, Ala.

HOW ACQUIRED: FA - '18
NFL EXPERIENCE: Rookie

▶▶▶ **2018 Rookie Free Agent**

61

PRO (0-0/0-0): Joined the Steelers as an undrafted rookie free agent on April 28, 2018.

COLLEGE Saw action in 51 games and started 26 games at Penn State (2014-17)...finished his career with 77 total tackles, 4.5 sacks, 11 TFLs, one fumble recovery and two pass breakups...started all 13 games as a senior...earned honorable mention All-Big Ten honors from the conference's media voters...earned the Reid-Robinson Award (team's outstanding defensive lineman award)...selected to play in the East-West Shrine Game...started all 13 games as a junior...earned All-Big Ten honorable mention from the conference coaches...as a freshman, was selected honorable mention Big Ten All-Freshman by bigtennetwork.com...was

named Academic All-Big Ten in 2014...redshirted as a true freshman ...majored in recreation, parks and tourism management.

PERSONAL Attended Hazel Green (Ala.) High School...was a two-time captain and three-year letterman at three positions...totaled 32 tackles and one forced fumble as a senior...earned AHSAA 6A All-State honors...was an AHSAA 6A All-Region 8 selection...recorded 69 tackles, 5.0 sacks, two forced fumbles and one fumble recovery as a junior...also, recorded 64 tackles, 1.5 sacks, one forced fumble, and one fumble recovery as a sophomore...lettered three times in basketball...full name: Parker John-Oliver Cothren...son of Greg and Gayle Cothren.



Jarvion Franklin *RB*

HEIGHT: 6-0
WEIGHT: 239
COLLEGE: Western Michigan
BORN: Dec. 9, 1995
BIRTHPLACE: Tinley Park, Ill.

HOW ACQUIRED: UDFA - '18
NFL EXPERIENCE: Rookie

▶▶▶ 2018 Rookie Free Agent

40

PRO (0-0/0-0): Signed with the Steelers as an undrafted rookie free agent on April 28, 2018.

COLLEGE Saw action in 52 games with 33 starts at Western Michigan (2014-17)... WMU's all-time leading rusher with 4,867 career yards, which ranks fifth all time in MAC history... earned first-team All-MAC honors as a senior... broke school record with 56 career touchdowns... his 52 rushing touchdowns tied for fourth in MAC history...ranked second in all-purpose career yards 5,537 in school history...earned 336 career points, the second most in WMU history...first player to

win MAC Rookie of the Year and MAC Offensive Players of the Year in the same season...earned second-team All-MAC as a junior...as a freshman, he earned first-team All-MAC, USA Today Freshman All-American, and finished with the second most rushing yards of any freshman in the nation...majored in communications with a minor in general business.

PERSONAL Attended Andrews High School (Tinley Park, Ill.)...in 2013, he totaled 179 carries for 1,265 yards and 15 touchdowns while earning HGCS All-Illinois second-team...son of Rena Mourer.



Greg Gilmore *DE*

HEIGHT: 6-4
WEIGHT: 308
COLLEGE: LSU
BORN: Nov. 28, 1994
BIRTHPLACE: Parkton, N.C.

HOW ACQUIRED: UDFA - '18
NFL EXPERIENCE: Rookie

▶▶▶ 2018 Rookie Free Agent

62

PRO (0-0/0-0): Signed with the Steelers as an undrafted rookie free agent on April 28, 2018.

COLLEGE Saw action in 44 games with 26 starts for LSU (2014-17)...totaled 104 tackles, 13 TFLs, and 10.0 sacks in his career...participated in the 2018 Senior Bowl in Mobile, Alabama...

redshirted as a freshman...majored interdisciplinary studies.

PERSONAL Attended South View High School (Hope Mills, N.C.)...played in a total of 22 games...totaled 120 tackles, 3.0 sacks and 13.0 TFLs...son of Tina Ward and Glen Gilmore... full name: Gregory Nelson Gilmore.



Quadree Henderson *WR*

HEIGHT: 5-8
WEIGHT: 192
COLLEGE: Pittsburgh
BORN: Sept. 12, 1996
BIRTHPLACE: Wilmington, Del.

HOW ACQUIRED: UDFA - '18
NFL EXPERIENCE: Rookie

»»» 2018 Rookie Free Agent

10

PRO (0-0/0-0): Signed with the Steelers as an undrafted rookie free agent on April 28, 2018.

COLLEGE Saw action in 34 games at Pittsburgh (2015-17)...as a junior, led Pitt in all-purpose yards (1,204), rushed for 251 yards on 36 carries, and had 17 catches with 186 receiving yards...finished his career with a Pitt-record seven kick returns for touchdowns...honored as the ACC's Specialist of the Week...selected All-ACC second team as a specialist by league coaches...earned consensus All-America status as he was honored by each of the NCAA's five recognized selectors...named a first-team All-America kick returner by the Football Writers Association of America (FWAA), Sporting News and Walter Camp Football Foundation...named a second-team All-America all-purpose player by Associated Press and American

Football Coaches Association (AFCA)...selected as a first-team All-ACC kick returner by the coaches and media...honorable mention All-ACC as a wide receiver...led the country in kickoff return touchdowns (a school-record three) as a sophomore...majored in administration of justice.

PERSONAL Attended Alexis I. Ud Pont High School (Wilmington, Del.)...ranked the top overall prospect in Delaware according to ESPN...selected first-team All-Delaware Interscholastic Football Coaches Association (DIFCA) at three different positions (wide receiver, defensive back and returner)...second-team All-DIFCA at receiver as a junior...selected to play in the Delaware Foundation Reaching Citizens (DFRC) Blue-Gold All-Star Game...also played basketball and ran track...set a school record in the 100 meters, running 10.8...son of Robert and Jackie Henderson.



Trey Johnson *CB*

HEIGHT: 5-11
WEIGHT: 170
COLLEGE: Villanova
BORN: Sept. 27, 1994
BIRTHPLACE: Lutz, Fla.

HOW ACQUIRED: UDFA - '18
NFL EXPERIENCE: Rookie

»»» 2018 Rookie Free Agent

38

PRO (0-0/0-0): Signed with the Steelers as an undrafted rookie free agent on May 3, 2017.

COLLEGE Saw action in 46 games at Villanova, finishing his collegiate career with 123 tackles, four interceptions and 29 passes defended...as a senior (2017), led the Wildcats with 13 pass breakups and added 45 tackles (35 solo), 3.5 tackles for a loss, and two interceptions...as a junior (2016), recorded 33 tackles, seven passes defended, two interceptions and one fumble recovery in 13 games played...as a sophomore (2015),

registered 24 total tackles and four pass breakups in 11 games played...sat out the 2014 season due to injury...tallied 21 tackles and a pass breakup as a true freshman in 2013...majored in economics.

PERSONAL Attended Steinbrenner High School (Keystone, Fla.)...earned four varsity letters in football, as well as three in basketball and two in track...was a 2012 Tampa Tribune Hillsborough County Spotlight Player as a senior...inducted into the National Honor Society...youngest of three children of Ralph and Tracy Johnson.



Pharoah McKeever **TE**

HEIGHT: 6-6

WEIGHT: 248

COLLEGE: Florida International

BORN: Feb. 4, 1994

BIRTHPLACE: Tabor City, N.C.

HOW ACQUIRED: UDFA – '18

NFL EXPERIENCE: Rookie

▶▶▶ **2018 Rookie Free Agent**

87

PRO (0-0/0-0): Signed with the Steelers as an undrafted rookie free agent on May 8, 2018.

COLLEGE

Saw action in 43 games with 15 starts...spent the first four years of his collegiate career at N.C. State before transferring to Florida International for his final year of eligibility as a grad student...finished his career with 27 catches for 376 yards and four touchdowns...as a senior at FIU, named an All-Conference USA honorable mention selection...registered 23 catches in the last nine games including a career-high 62 receiving yards and TD against WKU...as a junior at N.C. State, saw action mainly on special teams and as a reserve at tight end...blocked a fourth quarter punt vs. Notre Dame that was recovered and returned for the winning touchdown...switched from defensive end to tight end at the end of his sophomore season and caught the first touchdown pass of his collegiate career – an 82-yard reception – in the Belk Bowl – the 11th longest recep-

tion in school history...added 6 tackles (2 solo) in seven games played as a sophomore...as a redshirt freshman in 2014, tallied 9 tackles (8 solo), one interception and 1.0 sack from the defensive end position...redshirted as a true freshman at wide receiver before transferring to defensive end in the spring...majored in social work.

PERSONAL

Attended South Columbus High School where he played quarterback and safety...finished his career with 3,617 passing yards, 2,070 rushing yards on offense and 280 tackles and 18 interceptions on defense...named the Region's Defensive Player of the Year by the Wilmington Star-News and the 2012 Columbus County Player of the Year as a senior...was also a three-time All-Waccamaw Conference selection and a 2A All-State selection...South Columbus posted a 12-3 record his senior year and reached the state semifinals...the team held a 32-8 record over his high school career.



Patrick Morris *C*

HEIGHT: 6-3
WEIGHT: 300
COLLEGE: Texas Christian
BORN: Feb. 13, 1995
BIRTHPLACE: Denton, Texas

HOW ACQUIRED: UDFA - '18
NFL EXPERIENCE: Rookie

»»» 2018 Rookie Free Agent

62

PRO (0-0/0-0): Signed with the Steelers as an undrafted rookie free agent on May 2, 2018, after participating in the team's Rookie Mini-Camp on a tryout basis.

COLLEGE Saw action in 34 games with 18 starts...was a team captain as a senior in 2017...named to the Associated Press All-Bowl Team for his efforts in the Valero Alamo Bowl victory over Stanford...went against Stanford All-America defensive lineman and leading tackler Harrison Phillips and limited him to just three stops as TCU totaled 488 yards of offense, 88.2 more than the Cardinal surrendered per game entering the contest...selected to play in the NFLPA Collegiate Bowl...first-team Academic All-Big 12 and a William V. Campbell Trophy Semifinalist...played in eight games with six starts...missed six contests mid-season due to injury...as a junior in 2016, started all 11 games he played in...nine starts came at

left guard with two (Oklahoma, at Kansas) coming at center...named first-team Academic All-Big 12...saw action in 10 games as a redshirt sophomore in 2015...redshirted in 2014...as a freshman in 2013, saw action in five games, including a start at left guard against SMU.

PERSONAL Attended Guyer High School...ranked as the No. 2 center in Texas and No. 8 nationally at his position according to FOX Sports Next and Scout.com...an Associated Press Class 4A all-state selection...was also first-team District 5-4A and all-area as a senior...did not allow a sack as a senior...graded out at 87 percent with 27 knockdown blocks...helped lead Guyer to the Class 4A state championship game...rushed for 2,884 yards and 52 touchdowns...tabbed All-District as a junior and named to the all-state sophomore team in 2010...a three-year letterman...also lettered one year in tennis.



Damoun Patterson *WR*

HEIGHT: 6-2
WEIGHT: 190
COLLEGE: Youngstown State
BORN: Sept. 16, 1994
BIRTHPLACE: Apopka, Fla.

HOW ACQUIRED: UDFA - '18
NFL EXPERIENCE: Rookie

»»» 2018 Rookie Free Agent

83

PRO (0-0/0-0): Signed with the Steelers as an undrafted rookie free agent on May 16, 2018, after participating in the team's Rookie Mini-Camp on a tryout basis.

COLLEGE Saw action in 38 games with 11 starts at the DI level and started another 10 games at the JUCO level throughout his collegiate career...spent his final two seasons at Youngstown State where he caught 52 passes for 1,039 yards and six touchdowns in 26 games...also added three rushes for 36 yards...as a senior (2017), caught 32

passes for a team-high 555 yards and four touchdowns...averaged 17.3 yards per catch...was also a key contributor on special teams finishing with 8 special teams tackles and a forced fumble...as a junior (2016), caught 20 passes for 484 yards and two touchdowns...both touchdowns came in the playoffs...averaged 24.2 yards per reception...receptions were 28 yards or more...was also a standout member on special teams recording 9 tackles, including 6 solo stops...top performance was a three-catch, 158-yard contest at Jacksonville State, that included a 70-yard touchdown reception on the Penguins' first offensive possession of the

DAMOUN PATTERSON

game...spent his sophomore season at Highland Community College – Kansas where he caught 25 passes for 437 yards and five touchdowns for the Jayhawks...transferred to Highland from Utah State, where he saw action in 12 games with three starts as a true freshman and hauled in two receptions for nine yards, mainly contributing on special teams...majored in criminal justice.

PERSONAL Attended Wekiva High School (Apopka, Fla.) where he played wide receiver for the Mustangs...recorded 20 catches for 256 yards as a senior and 17 catches for 465 yards as a junior...named the Brighthouse Offensive Player of the Week once during his junior season... one of nine children of mother, Chantel Hicks...has one son, Damoun Patterson Jr.

R.J. Prince *OL*

HEIGHT: 6-6

WEIGHT: 311

COLLEGE: North Carolina

BORN: April 19, 1995

BIRTHPLACE: Albemarle, N.C.

HOW ACQUIRED: UDFA – '18

NFL EXPERIENCE: Rookie

»»» 2018 Rookie Free Agent

64

PRO (0-0/0-0): Signed with the Steelers as an undrafted rookie free agent on May 13, 2018, after participating in the team's Rookie Mini-Camp on a tryout basis.

COLLEGE Saw action in 45 games with 23 starts for North Carolina (2014-17)...as a senior in 2017, started 11 of 12 games played at both guard positions...as a junior in 2016, started all 12 games at right guard...had a season-best 12 knockdown blocks in the win over Citadel (11/19/16)...as a sophomore in 2015, served primarily as a punt protector on special teams and was a reserve offensive tackle...saw action eight games as a freshman in 2014...redshirted in 2013 after enrolling early in January.

PERSONAL Attended Albemarle (N.C.) High School...PrepStar All-America... named to the North Carolina Associated Press All-State team and the NCPreps.com All-State team... named to the Charlotte Observers' All-Observer First Team...member of North Carolina's Shrine Bowl team...competed in the Offense-Defense All-American Bowl...ranked the No. 33 offensive tackle in the nation by 247sports.com...listed as the No. 41 tackle by Rivals.com...considered the No. 36 offensive tackle in the country by Scout.com and one of the top 10 in the South...listed as the No. 34 offensive tackle by ESPN.com...exercise and sports science major...son of Valerie and Roger Prince Sr.



Chris Schleuger *G*

HEIGHT: 6-4

WEIGHT: 305

COLLEGE: Alabama-Birmingham

BORN: May 12, 1995

BIRTHPLACE: Wesley, Iowa

HOW ACQUIRED: UDFA - '18

NFL EXPERIENCE: Rookie

»»» 2018 Rookie Free Agent

74

PRO (0-0/0-0): Signed by the Steelers as an undrafted rookie free agent on May 3, 2018.

COLLEGE An All-Conference USA second-team selection following his 2017 season at Alabama-Birmingham...played in all 13 games with 12 starts...helped block for a school record-setting backfield that averaged 183.2 rushing yards per game and tied a school record with 27 rushing touchdowns...played in 14 games at Northern Iowa in 2015 and was part of an offensive line that paved the way for two 1,000-yard rushers for the

first time in school history...earned National Junior College Athletic Association honors at Iowa Western Community College in 2014, as part of a team that played in the NJCAA National Championship game.

PERSONAL Attended West Hancock High School (Britt, Iowa)...registered 5,452 career rushing yards, the 15th-best total in Iowa high school football history...helped the team advance to a IHSAA Class A playoff second-round appearance during his senior year...son of Matt and Kathy Schleuger.



Christian Scotland-Williamson *TE*

HEIGHT: 6-9

WEIGHT: 274

COLLEGE: Loughborough

BORN: July 5, 1993

BIRTHPLACE: Waltham Forest, England

HOW ACQUIRED: IPP - '18

NFL EXPERIENCE: Rookie

»»» 2018 Rookie Free Agent

49

PRO (0-0/0-0): Signed by the Steelers through the NFL's International Player Pathway program on May 10, 2018.

PRE-NFL Joined the Worcester Warriors Rugby Football Club of the English Premiership, where he played in 23 games from 2014-17 before joining the NFL's International Player Pathway program.

PERSONAL Studied geography and economics at Loughborough University while playing for Loughborough Students...earned a degree in economics and completed a master's program in international business...prior to Loughborough, was a student at the Royal Grammar School in High Wycombe...older brother, Alexander, played college basketball at the University of Alabama-Birmingham.



Jamar Summers *CB*

HEIGHT: 6-0
WEIGHT: 190
COLLEGE: Connecticut
BORN: June 4, 1995
BIRTHPLACE: Orange, N.J.

HOW ACQUIRED: UDFA - '18
NFL EXPERIENCE: Rookie

▶▶▶ 2018 Rookie Free Agent

30

PRO (0-0/0-0): Joined the Steelers as an undrafted rookie free agent on April 28, 2018.

COLLEGE Totaled 183 tackles in 48 games with 12 interceptions and 21 passes defended at Connecticut...made 63 tackles with seven passes defended and an interception in 11 games in 2017...started all 12 games in 2016, ending the year with 59 tackles, 4 TFLs, two interceptions and nine pass breakups...earned first-team All-American Athletic Conference and first-team All-New England honors in 2015...ranked third in the nation with 0.6 interceptions per game, tallying

eight in 2015...started 12-of-13 games played, recording 39 tackles...played in all 12 games during his 2014 freshman campaign, making five starts at cornerback...finished the year with 22 tackles and an interception.

PERSONAL Attended Orange (N.J.) High School... was named honorable mention All-State by MSG Varsity and first-team All-Essex County by the Newark Star-Ledger...spent the 2013 season at Milford Academy (New Berlin, N.Y.) and led the team with five interceptions and had 20 tackles on the year.



Matthew Thomas *LB*

HEIGHT: 6-3
WEIGHT: 232
COLLEGE: Florida State
BORN: July 21, 1995
BIRTHPLACE: Miami, Fla.

HOW ACQUIRED: UDFA - '18
NFL EXPERIENCE: Rookie

▶▶▶ 2018 Rookie Free Agent

46

PRO (0-0/0-0): Signed with the Steelers as an undrafted rookie free agent on May 10, 2018.

COLLEGE Appeared in 33 career games (27 starts) at Florida State, recording 92 tackles (114 solo) with 25.5 TFLs, 4.0 sacks and one interception...started 12 games in 2017, leading the defense with 85 tackles, 10 TFLs, 2.0 sacks, one fumble recovery and two passes defended... led the team in tackles in seven games in 2017... led the Seminoles in tackles in 2016, totaling 77 stops in 13 games (12 starts)...led the defense in tackles in six games in 2016...redshirted in 2015...

played eight games, making three starts, in 2014, tallying 26 tackles and 2.5 TFLs...appeared in four games as a true freshman in 2013.

PERSONAL Attended Booker T. Washington High School (Miami, Fla.)...a U.S. Army All-American selection, recording 53 tackles and 7.0 sacks as a senior...had 102 tackles and 13.0 sacks in 2011...won a state championship playing both linebacker and defensive end...named first-team All-Dade...Thomas' mother, Mariska Nyon, is a native of the Republic of Suriname, a small South American country boarded on its north side by the Atlantic Ocean.



Kendal Vickers *DE*

HEIGHT: 6-3

WEIGHT: 295

COLLEGE: Tennessee

BORN: May 23, 1995

BIRTHPLACE: Havelock, N.C.

HOW ACQUIRED: UDFA - '18

NFL EXPERIENCE: Rookie

»»» **2018 Rookie Free Agent**

64

PRO (0-0/0-0): Signed with the Steelers as an undrafted rookie free agent on May 3, 2018.

during 2014 freshman season...redshirted as a true freshman in 2013.

COLLEGE Saw action in 43 games at Tennessee, totaling 108 tackles (41 solo) and 4.5 sacks...made a career-high 50 total tackles (13 solo), 6 TFLs and 1.5 sacks in 12 games played in 2017...started all 13 games in 2016, reaching 38 tackles, 2.5 sacks and 6 TFLs...made 13 starts in 2015 en route to amassing 20 tackles, 1.5 TFLs and a half-sack...appeared in five games

PERSONAL Attended Havelock High School (Havelock, N.C.)...was a three-year letterwinner and a 2012 captain, helping his team to back-to-back 3-A State Championship titles in his junior and senior seasons...named all-state in his senior year, all-conference in his junior and senior years and all-area in each of his varsity campaigns...an NCHSAA AAA Scholar-Athlete during his senior year....son of Lloyd and Cynthia Vickers.

2018 Steelers Roster*

No	Name	Pos	Ht	Wt	DOB	Age	Exp	College	Hometown	How Acq
99	Adams, Keion	LB	6-2	245	06/08/95	23	1	Western Michigan	Salisbury, NC	UDFA '17
92	Adeniyi, Oluosunkanmi	LB	6-1	248	09/12/97	20	R	Toledo	Houston, TX	UDFA '18
29	Allen, Brian	CB	6-3	215	10/21/93	24	2	Utah	La Marque, TX	D5 '17
27	Allen, Marcus	S	6-2	215	08/07/96	21	R	Penn State	Upper Marlboro, MD	D5 '18
94	Alualu, Tyson	DE	6-3	304	05/12/87	31	9	California	Honolulu, HI	UFA '17 (WJ)
26	Bail, Le'Veon	RB	6-1	225	02/18/92	26	6	Michigan State	Reynoldsburg, OH	D2 '13
31	Berry, Nat	CB	5-11	195	07/06/91	26	5	San Diego State	Fontana, CA	FA '18
4	Berre, Jordan	P	6-5	195	03/18/91	27	4	Eastern Kentucky	Melbourne, Victoria, Australia	FA '15
51	Bostic, Jon	LB	6-1	245	05/05/91	27	6	Florida	Mims, FL	FA '18
9	Boswell, Chris	K	6-2	185	03/16/91	27	4	Rice	Fort Worth, TX	FA '15
84	Brown, Antonio	WR	5-10	181	07/10/88	29	9	Central Michigan	Miami, FL	D6B '10
42	Burnett, Morgan	S	6-1	209	01/13/89	29	9	Georgia Tech	Memphis, TN	FA '18
25	Burns, Artie	CB	6-0	197	05/01/95	23	3	Miami (FL)	Miami, FL	D1 '16
57	Canaday, Kameron	LS	6-4	245	08/20/92	25	3	Portland State	Eugene, OR	FA '17
72	Cheek, Joseph	OT	6-7	311	12/02/92	25	1	Texas A&M	Seguin, TX	FA '18
66	Cheicko, Anthony	LB	6-3	255	12/10/92	25	4	Miami (FL)	Tampa, FL	D6B '15
60	Collins, Parker	C	6-3	295	05/19/94	24	1	Appalachian State	North Augusta, SC	FA '18
30	Conner, James	RB	6-1	233	05/05/95	23	2	Pittsburgh	Erie, PA	D3B '17
61-D	Cotren, Parker	DT	6-4	304	01/23/94	24	R	Penn State	Huntsville, AL	UDFA '18
37	Dangerfield, Jordan	S	5-11	199	12/25/90	27	2	Towson	Elmont, NY	FA '15
21	Davis, Sean	S	6-1	202	10/23/93	24	3	Maryland	Washington, DC	D2 '16
66	DeCastro, David	G	6-5	316	01/11/90	28	7	Stanford	Bellevue, WA	D1 '12
5	Dobbs, Joshua	QB	6-3	216	01/26/95	23	1	Tennessee	Alpharetta, GA	D4 '17
48	Dupree, Bud	LB	6-4	269	02/12/93	25	4	Kentucky	Macon, GA	D1 '15
34	Edmunds, Terrell	S	6-1	217	01/20/97	21	R	Virginia Tech	Danville, VA	D1 '18
71	Feller, Matt	OT	6-6	330	07/07/92	25	2	Bloomburg (PA)	Strasburg, PA	FA '16
67	Finney, B.J.	C/G	6-4	318	10/26/91	26	3	Kansas State	Wichita, KS	UDFA '15
54	Fort, L.J.	LB	6-0	232	01/03/90	28	4	Northern Iowa	Granite City, IL	FA '17
73	Foster, Ramon	G	6-5	328	01/07/86	32	10	Tennessee	Hennings, TN	UDFA '09
40-D	Franklin, Jarvion	RB	6-0	239	12/09/95	22	R	Western Michigan	Tinley Park, IL	UDFA '18
69-D	Franklin, Joshua	DT	6-3	321	11/06/95	22	R	Alabama	Springdale, AR	D7 '18
40	Galambos, Matt	LB	6-1	239	03/21/95	23	1	Pittsburgh	Collingdale, PA	UDFA '17
77	Gilbert, Marcus	OT	6-6	330	02/15/88	30	8	Florida	Fort Lauderdale, FL	D2 '11
62-D	Gilmore, Greg	DE	6-4	308	11/28/94	23	R	LSU	Parkton, NC	UDFA '18
39	Golden, Malik	S	6-0	205	04/27/93	25	1	Penn State	Hartford, CT	UDFA '18
61	Graham, Larson	OT	6-5	292	04/09/94	24	1	Duquesne	Wyoming, OH	FA '18
15	Griffey, Trey	WR	6-3	192	01/19/94	24	1	Arizona	Oriando, FL	UDFA '18 (MIA)
85	Grimble, Xavier	TE	6-4	261	09/22/92	25	3	USC	Las Vegas, NV	FA '15
23	Haden, Joe	CB	5-11	195	04/14/89	29	9	Florida	Fort Washington, MD	FA '17
79	Hargrave, Javon	NT	6-2	305	02/07/93	25	3	South Carolina State	Salisbury, NC	D3 '16
69-D	Harris, Bryce	OT	6-6	300	01/16/89	29	7	Fresno State	Tulare, CA	UDFA '18
10	Henderson, Qadree	WR	5-8	192	09/12/96	21	R	Pittsburgh	Wilmington, DE	UDFA '18
97	Heyward, Cameron	DT	6-5	295	05/06/89	29	8	Ohio State	Pittsburgh, PA	D1 '11
88	Heyward-Bey, Darrius	WR	6-2	210	02/26/87	31	10	Maryland	Silver Spring, MD	UFA '14 (IND)
28	Hilton, Mike	CB	5-9	184	03/09/94	24	2	Mississippi	Fayetteville, GA	FA '16
95	Hooks, Lavon	DE	6-3	312	01/23/92	26	1	Mississippi	Atlanta, GA	FA '17
41	Huguenin, Farrington	LB	6-4	268	05/08/92	26	1	Kentucky	Columbia, SC	FA '17
11	Hunter, Justin	WR	6-4	203	05/20/91	27	6	Tennessee	Virginia Beach, VA	UFA '17 (BUF)
81	James, Jesse	TE	6-7	261	06/04/94	24	4	Penn State	Glassport, PA	D5 '15
38	Johnson, Trey	CB	5-11	170	09/27/94	23	R	Villanova	Lutz, Fla	UDFA '18
3	Jones, Landry	QB	6-4	225	04/04/89	29	6	Oklahoma	Artesia, NM	D4B '13
14	Jones, Tevin	WR	6-2	225	12/26/92	25	1	Memphis	Army, MS	UDFA '18 (KAS)
58	Kelsie, Keith	LB	6-0	233	03/17/95	23	1	Louisville	Gainesville, FL	UDFA '17
49-D	Kesie, Darnell	LB	6-2	235	05/16/94	24	1	Monmouth	Gaithersburg, MD	UDFA '18 (DAL)
82	Mallick, Ryan	TE	6-4	219	08/22/93	24	1	Virginia Tech	Teaneck, NJ	UFA '18
44	Matakevich, Tyler	LB	6-1	235	12/22/92	25	3	Temple	Stratford, CT	D7b '16
93	McCullers, Daniel	DT	6-7	352	08/11/92	25	5	Tennessee	Raleigh, NC	D6B '14
89	McDonald, Vance	TE	6-4	267	06/13/90	28	6	Rice	Winnie, TX	TR '17 (SF)
87	McKever, Pharoah	TE	6-6	248	02/04/94	24	R	Florida International	Tabor City, N.C.	UDFA '18
62-D	Morris, Patrick	C	6-3	300	02/13/95	23	R	TCU	Denton, TX	UDFA '18
45	Nix, Roosevelt	FB	5-11	248	03/30/92	26	4	Kent State	Reynoldsburg, OH	FA '15
76	Okorofor, Chukwuma	OL	6-6	320	08/08/97	20	R	Western Michigan	Southfield, MI	D3 '18
83	Patterson, Damoun	WR	6-2	190	09/16/94	23	R	Youngstown State	Apopka, FL	UDFA '18
35	Phillips, Dashaun	CB	5-11	186	01/03/91	27	3	Tarleton State	Duncanville, TX	TR '17 (WAS)
53	Pouncey, Maurkice	C	6-4	304	07/24/89	28	9	Florida	Lakeland, FL	D1 '10
64-D	Prince, R.J.	OL	6-6	311	04/19/95	23	R	North Carolina	Albemarle, NC	UDFA '18
22	Ridley, Stevan	RB	5-11	220	01/27/89	29	6	LSU	Natchez, MS	FA '17
68	Rodgers, Jake	OT	6-6	320	09/10/91	26	1	Eastern Washington	Spokane, WA	FA '18
7	Roethlisberger, Ben	QB	6-5	240	03/02/82	36	15	Miami (OH)	Findlay, OH	D1 '04
2	Rudolph, Mason	QB	6-5	235	07/17/95	22	R	Oklahoma State	Rock Hill, SC	D3 '18
38-D	Samuels, Jaylen	RB	6-0	225	07/29/96	21	R	North Carolina State	Charlotte, NC	D5 '18
74-D	Sayles, Casey	DT	6-3	289	09/04/95	22	1	Ohio University	Omaha, NE	FA '17
74-D	Schleuger, Chris	G	6-4	305	05/12/95	23	R	UAB	Wesley, IA	UDFA '18
49-D	Schlagter-Williamson, Christian	TE	6-9	274	05/05/93	25	R	Loughborough University	Waltham Forest, London	UDFA '18
24	Sensabaugh, Coty	CB	5-11	187	11/15/88	29	7	Clemson	Kingsport, TN	UFA '17 (NVG)
19	Smith-Schuster, Juju	WR	6-1	215	11/22/96	21	2	USC	Long Beach, CA	D2 '17
30	Summers, Jamar	CB	6-0	190	06/14/95	23	R	UCONN	Orange, NJ	UDFA '18
39-D	Summers, James	RB	6-3	211	06/12/94	24	1	East Carolina	Greensboro, NC	UDFA '18 (ARZ)
20	Sutton, Cameron	CB	5-11	188	02/27/95	23	2	Tennessee	Jonesboro, GA	D3a '17
18	Thomas, Justin	WR	5-11	185	03/15/94	24	1	Georgia Tech	Prattville, AL	UDFA '17
46	Thomas, Matthew	LB	6-3	232	07/21/95	22	R	Florida State	Miami, FL	UDFA '18
33	Toussaint, Fitzgerald	RB	5-9	204	05/04/90	28	5	Michigan	Youngstown, OH	FA '17
16	Tucker, Marcus	WR	5-10	190	05/24/92	26	1	Northern Michigan	Flint, MI	UDFA '16
91	Tuitt, Stephen	DE	6-6	303	05/23/93	25	5	Notre Dame	Miami, FL	D2 '14
64-D	Vickers, Kendal	DE	6-3	295	05/23/95	23	R	Tennessee	Havelock, NC	UDFA '18
78	Villanueva, Alejandro	OT	6-9	320	09/22/88	29	4	Army	Meridian, MS	FA '14
96	Walton, L.T.	DE	6-5	305	03/31/92	26	4	Central Michigan	Clinton Township, MI	D6a '15
13	Washington, James	WR	5-11	213	04/02/96	22	R	Oklahoma State	Stamford, TX	D2 '18
90	Watt, T.J.	LB	6-4	252	10/11/94	23	2	Wisconsin	Pewaukee, WI	D1 '17
6	Wile, Matt	P	6-2	215	06/20/92	26	2	Michigan	San Diego, CA	UDFA '18 (ARZ)
98	Williams, Vince	LB	6-1	231	12/27/89	28	6	Florida State	Davenport, FL	D6b '13

*Roster as of June 14, 2018



2017 SEASON IN

REVIEW



2018



2017 Final Regular-Season Statistics (Won 13, Lost 3)

Schedule

Date	W-L	Score	Opponent	Attendance
9/10	W	21-18	at Cleveland	67,431
9/17	W	26-9	Minnesota	65,971
9/24	L	17-23	at Chicago	61,172
10/1	W	26-9	at Baltimore	71,126
10/8	L	9-30	Jacksonville	66,237
10/15	W	19-13	at Kansas City	76,994
10/22	W	29-14	Cincinnati	65,363
10/29	W	20-15	at Detroit	64,983
11/12	W	20-17	at Indianapolis	66,146
11/16	W	40-17	Tennessee	60,703
11/26	W	31-28	Green Bay	62,147
12/4	W	23-20	at Cincinnati	56,029
12/10	W	39-38	Baltimore	60,069
12/17	L	24-27	New England	68,574
12/25	W	34-6	at Houston	71,842
12/31	W	28-24	Cleveland	50,704

Team Statistics

	Pittsburgh	Opponent
Total First Downs	348	270
Rushing	96	89
Passing	217	157
Penalty	35	24
3rd Down: Made/Att	92/209	72/199
3rd Down Pct.	44.0%	36.2%
4th Down: Made/Att	3/8	6/19
4th Down Pct.	37.5%	31.6%
Possession Avg.	31:56	28:04
Total Net Yards	6047	4910
Avg. Per Game	377.9	306.9
Total Plays	1051	940
Avg. Per Play	5.8	5.2
Net Yards Rushing	1667	1693
Avg. Per Game	104.2	105.8
Total Rushes	437	385
Net Yards Passing	4380	3217
Avg. Per Game	273.8	201.1
Sacked/Yards Lost	24/154	56/393
Gross Yards	4534	3610
Attempts/Completions	590/384	499/297
Completion Pct.	65.1%	59.5%
Had Intercepted	15	16
Punts/Average	64/43.2	77/45.1
Net Punting Avg.	39.8	42.4
Penalties/Yards	101/896	110/1041
Fumbles/Ball Lost	15/5	19/6
Touchdowns	43	36
Rushing	12	14
Passing	29	20
Returns	2	2

Score by Period

	Q1	Q2	Q3	Q4	Ot	Pts
Steelers	79	137	87	103	0	406
Opponents	65	84	91	62	6	308

Passing

	Att	Cmp	Yds	Cmp%	TD	Int	Long	Sack/Lost	Rating
Roethlisberger	561	360	4251	64.2%	28	14	97t	21/139	93.4
Jones	28	23	239	82.1%	1	1	46	3/15	99.3
Golden	1	1	44	100.0%	0	0	44	0/0	118.8
Steelers	590	384	4534	65.1%	29	15	97t	24/154	94.1
Opponents	499	297	3610	59.5%	20	16	75t	56/393	81.8

Scoring

	TD	Ru	Pa	Rt	PAT	FG	2Pt	Pts
Boswell	0	0	0	0	37/39	35/38	0	142
Bell	11	9	2	0	0/0	0/0	0	66
Brown	9	0	9	0	0/0	0/0	1	56
Smith-Schuster	8	0	7	1	0/0	0/0	0	48
Bryant	3	0	3	0	0/0	0/0	1	20
James	3	0	3	0	0/0	0/0	0	18
Nix	2	1	1	0	0/0	0/0	0	12
Grimble	1	0	1	0	0/0	0/0	0	6
Heyward-Bey	1	0	0	0	0/0	0/0	0	6
Rogers	1	0	1	0	0/0	0/0	0	6
Chickillo	1	0	0	1	0/0	0/0	0	6
Ridley	1	0	0	0	0/0	0/0	0	6
McDonald	1	0	1	0	0/0	0/0	0	6
Hunter	1	0	1	0	0/0	0/0	0	6
Steelers	43	12	29	237/3935/38	2	406		
Opponents	36	14	20	228/3120/24	2	308		

2-Pt. Conversions: Team 2/4, Opponents: 2/4

Sacks: Heyward 12.0, Williams 8.0, Watt 7.0, Dupree 6.0, Hilton 4.0, Alualu 4.0, Chickillo 3.0, Tuitt 3.0, Hargrave 2.0, Walton 2.0, Davis 1.0, Harrison 1.0, Fort 1.0, Spence 1.0, Haden 1.0

Team: 56.0, Opponents: 24.0

Rushing

	No.	Yds	Avg	Long	TD
Bell	321	1291	4.0	27	9
Conner	32	144	4.5	23	0
Ridley	26	108	4.2	21	1
Roethlisberger	28	47	1.7	14	0
Heyward-Bey	2	32	16.0	29t	1
Toussaint	6	25	4.2	7	0
Bryant	6	22	3.7	13	0
Watson	5	8	1.6	3	0
Nix	3	0	0.0	1t	1
Jones	8	-10	-1.3	0	0
Steelers	437	1667	3.8	29t	12
Opponents	385	1693	4.4	90t	14

Receiving

	No.	Yds	Avg	Long	TD
Brown	101	1533	15.2	57	9
Bell	85	655	7.7	42	2
Smith-Schuster	58	917	15.8	97t	7
Bryant	50	603	12.1	51	3
James	43	372	8.7	32	3
Rogers	18	149	8.3	18t	1
McDonald	14	188	13.4	28	1
Grimble	5	32	6.4	12	1
Hunter	4	23	5.8	7	1
Heyward-Bey	2	47	23.5	44	0
Toussaint	2	9	4.5	7	0
Nix	2	6	3.0	5	1
Conner	0	0	0	0	0
Steelers	384	4534	11.8	97t	29
Opponents	297	3610	12.2	75t	20

Interceptions

	No.	Yds	Avg	Long	TD
Davis	3	76	25.3	41	0
Shazier	3	2	0.7	2	0
Hilton	2	45	22.5	26	0
Sensabaugh	1	32	32.0	32	0
Watt	1	17	17.0	17	0
Williams	1	13	13.0	13	0
Haden	1	1	1.0	1	0
Wilcox	1	0	0.0	0	0
Burns	1	0	0.0	0	0
Golden	1	-1	-1.0	-1	0
Gay	1	-1	-1.0	-1	0
Steelers	16	184	11.5	41	0
Opponents	15	152	10.1	51t	2

Punting

	No.	Yds	Avg	Net	TB	In	Lg	B
Berry	64	2763	43.2	39.8	2	26	62	0
Steelers	64	2763	43.2	39.8	2	26	62	0
Opponents	77	3469	45.1	42.4	0	30	62	1

Punt Returns

	Ret	FC	Yds	Avg	Long	TD
Rogers	19	10	146	7.7	27	0
Brown	11	10	61	5.5	16	0
Steelers	30	20	107	6.9	27	0
Opponents	23	24	177	7.7	32	0

Kickoff Returns

	No.	Yds	Avg	Long	TD
Smith-Schuster	9	240	26.7	96t	1
Bryant	9	151	16.8	38	0
Watson	7	140	20.0	25	0
Toussaint	6	94	15.7	23	0
Golden	1	5	5.0	5	0
Grimble	1	0	0.0	0	0
Steelers	33	630	19.1	96t	1
Opponents	43	906	21.1	40	0

Field Goals

	1-19	20-29	30-39	40-49	50+
Boswell	0/0	10/10	12/14	9/10	4/4
Steelers	0/0	10/10	12/14	9/10	4/4
Opponents	1/1	2/2	5/5	10/12	2/4

Boswell: (1)46G, 29G, 37G, 43G(35B, 32G)
 (31G, 49G, 44N)(29G, 34G, 20G)(24G)
 (22G, 24G, 41G, 49G, 25G)(34G, 38G)
 (41G, 37N, 33G)(41G, 28G, 50G, 26G)(53G)
 (30G, 37G, 38G)(52G, 43G, 24G, 46G)(51G)
 (34G, 36G))
 TM: (1)46G, 29G, 37G, 43G(35B, 32G)
 (31G, 49G, 44N)(29G, 34G, 20G)(24G)
 (41G, 37N, 33G)(41G, 28G, 50G, 26G)(53G)
 (30G, 37G, 38G)(52G, 43G, 24G, 46G)(51G)
 (34G, 36G))
 OPP: (24G)(42G)(47N, 24G, 32G)(62N, 42G)
 (47G)(46G, 33G)(48G, 37G, 51G, 34G, 19G)
 (48G)(48B, 44G)(57N)(35G, 41G)(47G)(46G)
 (1)(51G)

2017 Final Postseason Statistics (Won 0, Lost 1)



MEDIA INFORMATION

FOOTBALL STAFF

2018 PLAYERS

2017 IN REVIEW

STEELERS HISTORY

RECORDS

Schedule

Date	W-L	Score	Opponent	Attendance
1/14	L	42-45	Jacksonville	64,524

Team Statistics

	Pittsburgh	Opponent
Total First Downs	28	22
Rushing	4	9
Passing	23	12
Penalty	1	1
3rd Down: Made/Att	7/16	8/14
3rd Down Pct.	43.8%	57.1%
4th Down: Made/Att	4/6	1/1
4th Down Pct.	66.7%	100.0%
Possession Avg.	31:10	28:50
Total Net Yards	545	378
Avg. Per Game	545.0	378.0
Total Plays	78	61
Avg. Per Play	7.0	6.2
Net Yards Rushing	83	164
Avg. Per Game	83.0	164.0
Total Rushes	18	35
Net Yards Passing	462	214
Avg. Per Game	462.0	214.0
Sacked/Yards Lost	2/7	0/0
Gross Yards	469	214
Attempts/Completions	58/37	26/14
Completion Pct.	63.8%	53.8%
Had Intercepted	1	0
Punts/Average	2/39.5	4/32.8
Net Punting Avg.	29.5	32.8
Penalties/Yards	4/25	3/40
Fumbles/Ball Lost	1/1	1/0
Touchdowns	6	6
Rushing	1	4
Passing	5	1
Returns	0	1

Score by Period

	Q1	Q2	Q3	Q4	OT	Pts
Steelers	0	14	7	21	0	42
Opponents	14	14	0	17	0	45

Passing

	Att	Cmp	Yds	Cmp%	TD	Int	Long	Sack/Lost	Rating
Roethlisberger	96	64	735	66.7%	3	4	62t	2/15	82.6
Steelers	96	64	735	66.7%	3	4	62t	2/15	82.6
Opponents	112	81	845	72.3%	5	2	41	8/52	101.2

Scoring

	TD	Ru	Pa	Rt	PAT	FG	2Pt	Pts
Brown	2	0	2	0	0/0	0/0	0	12
Bell	2	1	1	0	0/0	0/0	0	12
Boswell	0	0	0	0	6/6	0/0	0	6
Bryant	1	0	1	0	0/0	0/0	0	6
Smith-Schuster	1	0	1	0	0/0	0/0	0	6
Steelers	6	1	5	0	6/6	1/1	0	45
Opponents	6	4	1	1	6/6	1/1	0	45

2-Pt. Conversions: Team 0/0, Opponents: 0/0
Sacks Opponents: 2.0

Rushing

	No.	Yds	Avg	Long	TD
Bell	16	67	4.2	21	1
Roethlisberger	2	16	8.0	15	0
Steelers	18	83	4.6	21	1
Opponents	35	164	4.7	18t	4

Receiving

	No.	Yds	Avg	Long	TD
McDonald	10	112	11.2	22	0
Bell	9	88	9.8	22	1
Brown	7	132	18.9	43t	2
Rogers	5	42	8.4	13	0
Smith-Schuster	3	5	1.7	4t	1
Bryant	2	78	39.0	42	1
James	1	12	12.0	12	0
Heyward-Bey	0	0	0	0	0
Grimble	0	0	0	0	0
Steelers	37	469	12.7	43t	5
Opponents	14	214	15.3	45	1

Interceptions

	No.	Yds	Avg	Long	TD
Opponents	1	0	0.0	0	0

Punting

	No.	Yds	Avg	Net	TB	In	Lg	B
Berry	2	79	39.5	29.5	1	0	40	0
Steelers	2	79	39.5	29.5	1	0	40	0
Opponents	4	131	32.8	32.8	0	3	46	0

Punt Returns

	Ret	FC	Yds	Avg	Long	TD
E.Rogers	0	1	0	0	0	0
Steelers	0	1	0	0	0	0

Kickoff Returns

	No.	Yds	Avg	Long	TD
Toussaint	2	59	29.5	34	0
Smith-Schuster	1	23	23.0	23	0
Sutton	1	22	22.0	22	0
Steelers	4	104	26.0	34	0
Opponents	3	47	15.7	23	0

Field Goals

	1-19	20-29	30-39	40-49	50+
Steelers	0/0	0/0	0/0	0/0	0/0
Opponents	0/0	0/0	0/0	1/1	0/0

Fumbles

Fumbles Lost: Roethlisberger 1 Total: 1

2017 Final Regular-Season Defensive/Special Teams Statistics

Regular Season

Player	Defense									Special Teams					
	U	A	Tot	Sacks/Yds.	QP	Int./Yards	PD	FF	FR	U	A	Tot	FF	FR	BL
Davis	69	21	90	1/12	2	3/76	8	1	0	2	0	2	0	0	0
Shazier	68	21	89	0/0	2	3/2	11	2	1	0	0	0	0	0	0
Williams	68	20	88	8/63	14	1/13	1	0	0	1	0	1	0	0	0
Burns	47	7	54	0/0	1	1/0	13	0	2	0	0	0	0	0	0
Hilton	42	12	54	4/34	8	2/45	6	1	0	6	4	10	0	0	0
Mitchell	35	18	53	0/0	1	0/0	2	0	1	0	0	0	0	0	0
Watt	39	13	52	7/36	12	1/17	8	1	0	1	1	2	0	0	1
Heyward	30	15	45	12/71	22	0/0	3	2	1	0	0	0	0	0	0
Dupree	31	9	40	6/56	7	0/0	1	0	1	0	0	0	0	0	0
Alualu	25	14	39	4/27	6	0/0	1	0	0	0	0	0	0	0	0
Hargrave	21	11	32	2/16	4	0/0	2	1	0	0	0	0	0	0	0
Tuitt	19	6	25	3/22	12	0/0	2	1	0	0	0	0	0	0	0
Haden	18	2	20	1/3	1	1/1	7	0	0	0	0	0	0	0	0
Gay	16	3	19	0/0	0	1/-1	3	2	0	0	0	0	0	0	0
Spence	11	8	19	1/4	2	0	0	0	0	0	0	0	0	0	0
Sensabaugh	14	3	17	0/0	0	1/32	3	0	0	5	0	5	0	0	0
Golden	11	4	15	0/0	0	1/-1	2	0	0	2	2	4	0	0	0
Chickillo	9	5	14	3/25	3	0/0	1	0	0	4	1	5	0	0	0
Wilcox	9	3	12	0/0	0	1/0	1	0	0	0	0	0	0	0	0
Walton	9	3	12	2/9	3	0/0	1	0	0	0	0	0	0	0	0
Matakevich	7	2	9	0/0	0	0/0	1	0	0	11	3	14	0	0	2
Sutton	4	1	5	0	0	0	1	0	0	0	0	0	0	0	0
Moats	4	1	5	0	0	0	0	0	0	2	1	3	0	0	0
Harrison	3	0	3	1/8	2	0	0	0	0	0	0	0	0	0	0
Fort	2	0	2	1/7	1	0	4	0	0	7	2	9	0	0	0
McCullers	1	0	1	0	0	0	0	0	0	0	0	0	0	0	0
Nix	0	0	0	0	0	0	0	0	0	6	4	10	0	0	0
Heyward-Bey	0	0	0	0	0	0	0	0	0	3	3	6	0	0	0
Rogers	0	0	0	0	0	0	0	0	0	1	0	1	0	0	0
McDonald	0	0	0	0	0	0	1	0	0	1	0	1	0	0	0
Toussaint	0	0	0	0	0	0	0	0	0	2	2	4	0	0	0
Boswell	0	0	0	0	0	0	0	0	0	1	0	1	0	0	0
Grimble	0	0	0	0	0	0	0	0	0	0	1	1	0	0	0
Brown	0	0	0	0	0	0	0	1	0	0	0	0	0	0	0
Allen	0	0	0	0	0	0	0	0	0	0	2	2	0	0	0
Canaday	0	0	0	0	0	0	0	0	0	0	1	1	0	0	0
TOTALS	612	202	814	56/393	98	16/184	80	12	7	55	27	82	0	0	3
OPPONENTS	643	331	974	24/154	67	15/152	79	8	4	56	10	66	0	3	1

Postseason

Player	Defense									Special Teams					
	U	A	Tot	Sacks/Yds.	QP	Int./Yards	PD	FF	FR	U	A	Tot	FF	FR	BL
Davis	9	3	12	0/0	0	0/0	0	0	0	0	0	0	0	0	0
Williams	6	4	10	0/0	0	0/0	0	0	0	0	0	0	0	0	0
Mitchell	4	1	5	0/0	0	0/0	0	0	0	0	0	0	0	0	0
Spence	3	2	5	0/0	1	0/0	0	0	0	0	0	0	0	0	0
Dupree	3	1	4	0/0	0	0/0	0	0	0	0	0	0	0	0	0
Haden	4	0	4	0/0	0	0/0	1	0	0	0	0	0	0	0	0
Burns	2	1	3	0/0	0	0/0	2	0	0	0	0	0	0	0	0
Tuitt	2	1	3	0/0	1	0/0	0	0	0	0	0	0	0	0	0
Watt	1	1	2	0/0	2	0/0	1	0	0	0	0	0	0	0	0
Golden	0	2	2	0/0	0	0/0	0	0	0	0	0	0	0	0	0
Heyward	1	0	1	0/0	0	0/0	0	0	0	0	0	0	0	0	0
Alualu	1	0	1	0/0	0	0/0	0	0	0	0	0	0	0	0	0
Hargrave	1	0	1	0/0	0	0/0	0	0	0	0	0	0	0	0	0
Walton	0	1	1	0/0	0	0/0	0	0	0	0	0	0	0	0	0
Fort	1	0	1	0/0	0	0/0	1	0	0	0	0	0	0	0	0
Hilton	0	0	0	0/0	0	0/0	0	0	0	1	1	2	0	0	0
Chickillo	0	0	0	0/0	0	0/0	0	0	0	1	0	1	0	0	0
Toussaint	0	0	0	0/0	0	0/0	0	0	0	1	0	1	0	0	0
TOTALS	38	17	55	0/0	4	0/0	5	0	0	3	1	4	0	0	0
OPPONENTS	45	14	59	2/7	7	1/0	8	1	1	4	1	5	0	0	0

Steelers 2017 Attendance

Attendance at Heinz Field

The Steelers drew 499,768 fans to their eight home games during the 2017 season, averaging 62,471 per home game. Since Heinz Field opened in 2001, the Steelers have averaged at least 62,000 fans per game each season.

Pittsburgh had a season-high 68,574 fans in Week 15 versus New England.

The Steelers have sold out 358 straight regular-season games at home, dating back to Nov. 5, 1972 versus Cincinnati.

Below are the Steelers' all-time home attendance figures since 1970:

All-Time Attendance at Heinz Field

Regular Season

Year	Games	Total Attendance	Avg.
1970	7	318,698	45,528
1971	7	323,812	46,259
1972	7	340,549	48,650
1973	8	377,351	47,169
1974	7	325,457	46,494
1975	7	341,205	48,744
1976	7	330,620	47,231
1977	7	337,156	48,165
1978	8	380,258	47,532
1979	8	391,931	48,991
1980	8	424,106	53,013
1981	8	420,964	52,621
1982	4	208,890	52,223
1983	8	462,587	57,823
1984	8	447,288	55,911
1985	8	436,069	54,509
1986	8	414,937	51,867
1987	7	353,402	50,586
1988	8	396,044	49,506
1989	8	383,494	47,937
1990	8	434,769	54,346
1991	8	406,935	50,867
1992	8	427,782	53,410
1993	8	440,927	55,116
1994	8	461,272	57,659
1995	8	455,913	56,989
1996	8	466,944	58,368
1997	8	462,532	57,817
1998	8	464,619	58,077
1999	8	416,618	52,077
2000	8	440,428	55,053
2001	8	499,191	62,399
2002	8	490,274	61,284
2003	8	477,584	59,698
2004	8	507,385	63,423
2005	8	507,434	63,429
2006	8	499,461	62,433
2007	8	496,675	62,084
2008	8	503,125	62,890
2009	8	507,882	63,458
2010	8	504,669	63,084
2011	8	504,279	63,035
2012	8	489,135	61,141
2013	8	458,489	57,311
2014	8	497,811	62,226
2015	8	517,854	64,731
2016	8	514,503	64,313
2017	8	499,768	62,471

- Played four home games due to players' strike.
- Played seven home games due to players' strike.
- Inaugural season at Heinz Field.
- Team Record

Breakdown of 2017 Attendance

The Steelers drew an average of 62,471 fans to each home game in 2017. It marked the 24th time in the last 25 seasons and the 18th consecutive season that the Steelers have averaged more than 55,000 fans at each home game.

The Steelers continued to be one of the most popular road teams in 2017. Pittsburgh drew 535,723 fans on the road, an average of 66,965 fans per game.

2017 Regular-Season Attendance Numbers

Home	Road
1. Minnesota (65,971)	Cleveland (67,431)
2. Jacksonville (66,237)	Chicago (61,172)
3. Cincinnati (65,363)	Baltimore (71,126)
4. Tennessee (60,703)	Kansas City (76,994)
5. Green Bay (62,147)	Detroit (64,983)
6. Baltimore (60,069)	Indianapolis (66,146)
7. New England (68,574)	Cincinnati (56,029)
8. Cleveland (50,704)	Houston (71,842)



Top 10 Home Crowds in Steelers History

The Steelers set the single-game home attendance record (68,574) this season against the England Patriots in Week 15.

The Steelers overall attendance record at Three Rivers Stadium was 61,545 during the 1994 AFC Championship Game (Jan. 15, 1995) versus the San Diego Chargers. Pittsburgh's top regular-season attendance figure at Three Rivers was 60,808 on Dec. 18, 1994, versus the Cleveland Browns.

	Date	Opponent	Attendance
1.	Dec. 17, 2017	New England	68,574
2.	Nov. 13, 2016	Dallas	67,737
3.	Dec. 20, 2015	Denver	67,234
4.	Jan. 23, 2011	N.Y. Jets*	66,662
5.	Sept. 20, 2015	San Francisco	66,472
6.	Oct. 9, 2016	N.Y. Jets	66,385
7.	Dec. 25, 2016	Baltimore	66,276
8.	Oct. 8, 2017	Jacksonville	66,237
9.	Oct. 23, 2016	New England	66,009
10.	Sept. 17, 2017	Minnesota	64,971

* Playoff Game 2016 Season is in bold

GAME 1  **Pittsburgh 21**  **Cleveland 18**
September 10, 2017 FirstEnergy Stadium (67,431)


CLEVELAND, Ohio – The Steelers were victorious in the team's 2017 regular-season opener, defeating the Cleveland Browns, 21-18.

Pittsburgh drew first blood when Steelers **LB Tyler Matakevich** blocked a Cleveland punt, which was recovered in the end zone by Steelers **LB Anthony Chickillo** for a touchdown early in the first quarter. Cleveland responded with a 68-yard drive that culminated in a 1-yard touchdown run from QB DeShone Kizer.

Beginning on their own nine yard-line, Steelers **QB Ben Roethlisberger** connected with **WR Antonio Brown** for

a 50-yard gain to aide the Steelers on a 91-yard drive that resulted in a Roethlisberger touchdown pass to **TE Jesse James**, giving the Steelers a 14-7 advantage just before halftime.

With a short field, Cleveland began driving in the third quarter, but an eight-yard sack from rookie **LB T.J. Watt** forced the Browns to settle for a field goal from K Zane Gonzalez.

The Steelers increased their lead to 21-10 following a 2-yard touchdown pass from Roethlisberger to James, giving James his first career multi-touchdown performance.

Cleveland found the end zone one final time when Kizer connected with Corey Coleman on a 3-yard touchdown pass and followed up with a successful two-point conversion, but wasn't able to overcome it's deficit as Pittsburgh claimed a 21-18 victory.

Brown led all receivers with 182 receiving yards, including 102 in the first half. Watt finished the game with 2.0 sacks and one interception, becoming the third player in NFL history to do so in his NFL debut, and the first on Kickoff Weekend.

Game Summary

	1	2	3	4	F
STEELERS (1-0)	7	7	7	0	21
Browns (0-1)	7	0	3	8	18

TEAM	Q	TIME	PLAY	DRIVE	SCORE
PIT	1	12:44	Chickillo bl. punt recovery in end zone (Boswell kick)	–	7-0
CLE	1	0:22	Kizer 1 yd. run (Gonzalez kick)	12-68, 5:26	7-7
PIT	2	0:45	James 4 yd. pass from Roethlisberger (Boswell kick)	7-91, 3:08	14-7
CLE	3	9:27	Gonzalez 24 yd. FG	7-53, 4:29	14-10
PIT	3	5:37	James 2 yd. pass from Roethlisberger (Boswell kick)	6-75, 3:50	21-10
CLE	4	3:36	Coleman 3 yd. pass from Kizer (Crowell run)	8-73; 3:05	21-18

Team Statistics

	Steelers	Browns
1st Downs	16	20
3rd Downs	5-13 (38%)	3-12 (25%)
4th Downs	0-0 (0%)	2-2 (100%)
Total Net Yards	290	237
Plays-Avg.	54-5.4	62-3.8
Rushing Yards	35	57
Rush Att.-Avg.	17-2.1	25-2.3
Net Passing	255	180
Att.-Comp.-Int.	36-24-1	30-20-1
Sacks By	7-42	1-8
Punts-Avg.	6-40.2	5-35.0
Penalties	13-144	4-61
Fumbles-Lost	1-0	1-0
Time of Poss.	28:50	31:10

Individual Statistics

RUSHING **Pit.** – Bell 10-32; Conner 4-11; Roethlisberger 3(-8).
Cle. – Crowell 17-33; Kizer 5-17, TD; Dayes 3-7.

PASSING **Pit.** – Roethlisberger 36-24-1, 263; 2 TD.
Cle. – Kizer 30-20-1, 222, TD.

RECEIVING **Pit.** – Brown 11-182; James 6-41, 2 TD; Bell 3-15; Bryant 2-14; Rogers 2-11.
Cle. – Coleman 5-53, TD; DeValve 4-42; Crowell 2-33; Louis 2-32; Johnson 2-20; Njoku 2-20; Dayes 2-9; Britt 1-13.

GAME 2  **Pittsburgh 26**  **Minnesota 9**
September 17, 2017 Heinz Field (65,971)


PITTSBURGH – The Steelers won their fourth-straight home opener with a 26-9 victory over the Minnesota Vikings.

For the second-straight week, the Steelers were first to score with a 27-yard touchdown pass from **QB Ben Roethlisberger** to **WR Martavis Bryant**.

On Pittsburgh's next drive, Roethlisberger took another shot down the field to Bryant, which this time resulted in a 49-yard defensive pass interference penalty. The

Steelers took advantage, as Roethlisberger found rookie **WR JuJu Smith-Schuster** in the end zone for a 4-yard touchdown. The touchdown reception marked the first catch of Smith-Schuster's NFL career.

Minnesota got on the board halfway through the second quarter with a 42-yard field goal from K Kai Forbath.

The Steelers extended their lead to 17-3 with a 46-yard field goal from Chris Boswell early in the third quarter. The Vikings responded with a six-play, 82-yard drive that culminated in a 1-yard touchdown run by FB C.J. Ham. On the ensuing drive, Roethlisberger completed a deep pass to Bryant for 51 yards, which set up a 29-yard Boswell field goal.

The Steelers defense held the Vikings scoreless in the fourth quarter, while two more field goals from Boswell sealed the Steelers' victory.

Bryant led all receivers with 91 receiving yards and all players with 98 scrimmage yards, while **LB Ryan Shazier**, **DB Mike Hilton** and **S Sean Davis** tied for the team lead with eight tackles each.

Game Summary

	1	2	3	4	F
Vikings (1-1)	0	3	6	0	9
STEELERS (2-0)	7	7	6	6	26

TEAM	Q	TIME	PLAY	DRIVE	SCORE
PIT	1	3:02	Bryant 27 yd. pass from Roethlisberger (Boswell kick)	9-78, 5:43	0-7
PIT	2	13:31	Smith-Schuster 4 yd. pass from Roethlisberger (Boswell kick)	5-60, 3:12	0-14
MIN	2	8:50	Forbath 42 yd. Field Goal	11-51, 4:41	3-14
PIT	3	12:19	Boswell 46 yd. Field Goal	4-8, 2:06	3-17
MIN	3	9:57	Ham 1 yd. run (kick failed, wl)	6-82, 2:22	9-17
PIT	3	5:05	Boswell 29 yd. Field Goal	10-74, 4:52	9-20
PIT	4	3:18	Boswell 37 yd. Field Goal	11-64, 4:44	9-23
PIT	4	1:53	Boswell 43 yd. Field Goal	4-5, 0:20	9-26

Team Statistics

	Vikings	Steelers
1st Downs	14	22
3rd Downs	5-15 (33%)	3-13 (23%)
4th Downs	0-3 (0%)	0-0 (0%)
Total Net Yards	237	335
Plays-Avg.	60-4.0	69-4.9
Rushing Yards	91	102
Rush Att.-Avg.	20-4.6	32-3.2
Net Passing	146	233
Att.-Comp.-Int.	38-20-0	35-23-0
Sacks By	2-10	2-21
Punts-Avg.	6-44.0	5-38.6
Penalties	11-131	10-72
Fumbles-Lost	1-1	0-0
Time of Poss.	25:38	34:22

Individual Statistics

RUSHING Min. – Cook 12-64; McKinnon 3-16; Murray 3-6; Diggs 1-4; Ham 1-1.

Pit. – Bell 27-87; Conner 1-9; Bryant 1-7; Watson 1-1; Roethlisberger 2(-2).

PASSING Min. – Keenum 37-20-0, 167; Quigley 1-0-0, 0.

Pit. – Roethlisberger 35-23-0, 243, 2 TD.

RECEIVING Min. – Thielen 5-44; Rudolph 4-45; Treadwell 3-33; McKinnon 3-9; Diggs 2-27; Cook 2-0; Wright 1-9.

Pit. – Brown 5-62; Rogers 4-43; James 4-27; Bell 4-4; Bryant 3-91, TD ; Smith-Schuster 3-16, TD.

GAME 3  **Chicago 23**  **Pittsburgh 17 (OT)**
September 24, 2017 Soldier Field (62,172)


CHICAGO, ILL. – The Steelers suffered their first loss of the regular season, falling to the Chicago Bears in overtime, 23-17, at Soldier Field.

Trailing by seven in the second quarter, **QB Ben Roethlisberger** found **WR Antonio Brown** in the end zone for his first touchdown reception of 2017. On the ensuing

drive, Bears QB Mike Glennon responded with a touchdown of his own, taking a 14-7 lead.

At the end of the first half, Bears CB Sherrick McManis blocked a Steelers field goal that was recovered by Chicago and returned 70 yards. Near the goal line the ball carrier was stripped by **TE Vance McDonald** and knocked out of bounds in the end zone. Due to a penalty, the ball was placed at the 1-yard-line, and a field goal gave the Bears a 17-7 lead going into halftime.

In the third quarter, Steelers **RB Le'Veon Bell** narrowed the gap with his first touchdown run of 2017. A Pittsburgh field goal from **K Chris Boswell** tied the game at 17-17 early in the fourth. The rest of the quarter remained scoreless as time expired, forcing overtime.

Chicago won the coin toss and utilized a four-play 74-yard drive to score a touchdown and end the game, 23-17.

Game Summary

	1	2	3	4	OT	F
STEELERS (2-1)	0	7	7	3	0	17
Bears (1-2)	7	10	0	0	6	23

TEAM	Q	TIME	PLAY	DRIVE	SCORE
CHI	1	9:09	Howard 3 yd. run (Barth kick)	6-29; 3:24	0-7
PIT	2	5:42	Brown 7 yd. pass from Roethlisberger (Boswell kick)	13-77; 7:11	7-7
CHI	2	0:43	Shaheen 2 yd. pass from Glennon (C.Barth kick)	9-75; 4:59	7-14
CHI	2	0:00	Barth 24 yd. Field Goal	1-4; 0:00	7-17
PIT	3	6:43	Bell 1 yd. run (Boswell kick)	6-16; 2:42	14-17
PIT	4	8:03	Boswell 32 yd. Field Goal	4-7; 0:54	17-17
CHI	5	8:27	Howard 19 yd. run	4-74; 1:33	17-23

Team Statistics

	Steelers	Bears
1st Downs	19	18
3rd Downs	4-11 (36%)	4-12 (33%)
4th Downs	0-0 (0%)	0-0 (0%)
Total Net Yards	282	304
Plays-Avg.	59-4.8	62-4.9
Rushing Yards	70	220
Rush Att.-Avg.	17-4.1	38-5.8
Net Passing	235	101
Att.-Comp.-Int.	39-22-0	22-15-1
Sacks By	2-17	3-23
Punts-Avg.	5-40.6	6-44.5
Penalties	6-40	10-73
Fumbles-Lost	2-2	5-1
Time of Poss.	27:34	33:59

Individual Statistics

RUSHING **Pit.** – Bell 15-61, TD; Roethlisberger 1-6; Watson 1-3.
Chi. – Howard 23-138, 2 TD; Cohen 12-78; Glennon 3-4.

PASSING **Pit.** – Roethlisberger 39-22-0, 235, TD.
Chi. – Glennon 22-15-1, 101, TD.

RECEIVING **Pit.** – Brown 10-110, TD; Bell 6-37; Smith-Schuster 2-39; Bryant 2-30; James 2-19.
Chi. – Howard 5-26; Cohen 4-24; Cunningham 3-23; Miller 1-17; Thompson 1-9; Shaheen 1-2.

GAME 4  **Pittsburgh 26**  **Baltimore 9**
October 1, 2017 M&T Stadium (71,126)


BALTIMORE, Md. – Sound defense and a strong rushing attack propelled the Steelers to a 26-9 victory over the Baltimore Ravens at M&T Stadium.

Pittsburgh held Baltimore scoreless in the first half for the third time in regular-season series history, while

scoring 19 unanswered points, including an 11-yard touchdown pass from **QB Ben Roethlisberger** to rookie **WR JuJu Smith-Schuster**.

The Ravens got on the scoreboard in the third quarter with a 42-yard field goal followed by a 16-yard touchdown pass from QB Joe Flacco to WR Mike Wallace.

In the fourth quarter, Baltimore's momentum was put to a stop, as Steelers **LB Ryan Shazier** and Steelers **CB Mike Hilton** intercepted Flacco on back-to-back drives.

A 1-yard touchdown run from **RB Le'Veon Bell**, his second of the day, sealed a 26-9 victory for Pittsburgh and moved the Steelers into first place in the AFC North.

Bell led all rushers with 144 rushing yards and all players with 186 scimmage yards. **DE Cameron Heyward** finished the game with 2.0 sacks, marking the third multi-sack game of his regular-season career.

Game Summary

	1	2	3	4	F
STEELERS (3-1)	3	16	0	7	26
Ravens (2-2)	0	0	9	0	9

TEAM	Q	TIME	PLAY	DRIVE	SCORE
PIT	1	0:22	Boswell 30 yd. FG	16:84; 10:23	3-0
PIT	2	7:25	Boswell 49 yd. FG	9:15; 2:59	6-0
PIT	2	3:24	Bell 1 yd. run (Boswell kick)	6:28; 2:24	13-0
PIT	2	0:38	Smith-Schuster 11 yd. pass from Roethlisberger (pass failed)	8:70; 1:35	19-0
BAL	3	12:32	Tucker 42 yd. FG	4:(-6); 0:56	19-3
BAL	3	6:02	Wallace 16 yd. pass from Flacco (run failed)	3:66; 1:03	19-9
PIT	4	2:26	Bell 1 yd. run (Boswell kick)	7:49; 3:11	26-9

Team Statistics

	Steelers	Ravens
1st Downs	22	18
3rd Downs	7-15 (47%)	5-13 (38%)
4th Downs	0-0 (0%)	0-2 (0%)
Total Net Yards	381	288
Plays-Avg.	73-5.2	68-4.2
Rushing Yards	173	82
Rush Att.-Avg.	42-4.1	15-5.5
Net Passing	208	206
Att.-Comp.-Int.	30-18-1	49-31-2
Sacks By	4-29	1-8
Punts-Avg.	4-37.5	5-44.4
Penalties	8-60	6-55
Fumbles-Lost	1-0	3-1
Time of Poss.	35:24	24:31

Individual Statistics

RUSHING **Pit.** – Bell 35-144, 2 TD; Conner 4-26; Heyward-Bey 1-3; Watson 1-1; Roethlisberger 1-(-1).
Bal. – Collins 9-82; Allen 2-7; West 4-(-4).

PASSING **Pit.** – Roethlisberger 30-18-1, 216; TD.
Bal. – Flacco 49-31-2, 235, TD.

RECEIVING **Pit.** – Bell 4-42; Brown 4-34; Bryant 3-48; Smith-Schuster 3-47, TD; James 3-40; Hunter 1-5.
Bal. – Wallace 6-55, TD; Allen 6-37; Watson 5-43; Boyle 5-36; Campanaro 4-25; Maclin 3-21; Matthews 1-12; Perriman 1-6.

GAME 5  **Jacksonville 30**  **Pittsburgh 9**
October 8, 2017 *Heinz Field (66,237)*


PITTSBURGH – The Jaguars defense utilized a pair of pick-sixes to propel Jacksonville to a 30-9 victory over the Steelers at Heinz Field.

K Chris Boswell gave Pittsburgh an early 3-0 lead, but Jacksonville RB Leonard Fournette found the end zone on a 2-yard run in the second quarter, shifting the scoreboard to 7-3.

The Steelers recaptured the lead with two more Boswell field goals.

Trailing 9-7, Jacksonville LB Telvin Smith picked off **QB Ben Roethlisberger** and returned it 28-yards for a touchdown. The extra point failed. On the ensuing drive, Jaguars S Barry Church stepped in front of a Roethlisberger pass intended for **WR Antonio Brown** and returned it to the end zone, registering the Jaguars' second pick-six and giving Jacksonville a 20-9 lead over Pittsburgh.

A Jacksonville field goal followed by a second touchdown from Fournette sealed the Jaguars victory.

Roethlisberger completed 33-of-55 passes for 312 yards and five interceptions, marking the 50th 300-yard passing performance of his regular-season career. Brown caught 10 passes for 157 yards, marking his third game of the season with at least 10 catches and 100 receiving yards.

Game Summary

Jaguars (3-2)		0	7	13	10	30	
STEELERS (3-2)		3	3	3	0	9	
TEAM	Q	TIME	PLAY			DRIVE	SCORE
PIT	1	10:17	Boswell 29 yd. Field Goal			7-61; 3:06	0-3
JAX	2	12:19	Fournette 2 yd. run (Myers kick)			8-47; 4:05	7-3
PIT	2	0:03	Boswell 34 yd. Field Goal			6-45; 0:38	7-6
PIT	3	8:54	Boswell 20 yd. Field Goal			14-73; 6:06	7-9
JAX	3	6:38	Smith 28 yd. interception return (kick failed, wl)			–	13-9
JAX	3	3:59	Church 51 yd. interception return (Myers kick)			–	20-9
JAX	4	6:43	Myers 47 yd. Field Goal			13-67; 8:07	23-9
JAX	4	1:47	Fournette 90 yd. run (Myers kick)			3-98; 1:29	30-9

Team Statistics

	Jaguars	Steelers
1st Downs	15	21
3rd Downs	6-12 (50%)	7-15 (47%)
4th Downs	0-0 (0%)	0-0 (0%)
Total Net Yards	313	371
Plays-Avg.	53-5.9	77-4.8
Rushing Yards	231	70
Rush Att.-Avg.	37-6.2	20-3.5
Net Passing	82	301
Att.-Comp.-Int.	14-8-1	55-33-5
Sacks By	2-13	2-11
Punts-Avg.	5-38.0	3-44.7
Penalties	4-19	5-37
Fumbles-Lost	0-0	0-0
Time of Poss.	28:52	31:08

Individual Statistics

RUSHING **Jax.** – Fournette 28-181, 2 TD; Ivory 8-41; Bortles 1-9.

Pit. – Bell 15-47; Bryant 1-13; Conner 3-0; Roethlisberger 1-1.

PASSING **Jax.** – Bortles 14-8-1, 95.

Pit. – Roethlisberger 55-33-5, 312.

RECEIVING **Jax.** – Lee 2-49; Hurns 2-21; Lewis 1-14; McCaffrey 1-4; Cole 1-4; Fournette 1-3.

Pit. – Brown 10-157; Bell 10-46; Bryant 5-21; Smith-Schuster 4-58; James 3-24; Hunter 1-6.

GAME 6  **Pittsburgh 19**  **Kansas City 13**
October 15, 2017 Arrowhead Stadium (76,994)


KANSAS CITY, Mo. – RB Le'Veon Bell rushed for 179 yards and a touchdown as the Steelers secured a 19-13 victory over the previously undefeated Kansas City Chiefs at Arrowhead Stadium.

The Steelers defense only allowed six yards of total offense and one first down in the first half, as Pittsburgh jumped out to a 12-3 lead.

Kansas City narrowed the gap early in the fourth quarter when QB Alex Smith connected with WR De'Anthony Thomas for a 57-yard touchdown.

The Steelers responded on the following drive with a 51-yard touchdown pass from **QB Ben Roethlisberger** to **WR Antonio Brown**, extending their lead to 19-10.

Kansas City K Harrison Butker put three more points on the scoreboard for the Chiefs, but on Kansas City's final drive of the game, an 8-yard sack on third-down by **LB James Harrison** sealed a 19-13 victory for Pittsburgh.

LB Vince Williams produced the first multi-sack game of his career, bringing down Smith twice. Harrison's game-ending sack brought his Pittsburgh career total to 80.5, the most by a Steeler and sixth-most among active players since the statistic became official in 1982.

Brown finished the game with eight receptions for 155 yards. Bell's 179 rushing yards tied as the tenth-most in a single-game in Steelers history and the fourth-most in his NFL regular-season career.

Game Summary

STEELERS (4-2)		2	10	0	7	19
Chiefs (5-1)		3	0	0	10	13
TEAM	Q	TIME	PLAY	DRIVE	SCORE	
PIT	1	7:49	Fulton fumble out of bounds in the end zone (safety)	-	2-0	
KC	1	6:20	Butker 46 yd. Field Goal	4-4; 1:29	2-3	
PIT	2	14:55	Bell 3 yd. run (Boswell kick)	12-75; 6:25	9-3	
PIT	2	2:08	Boswell 24 yd. Field Goal	12-93; 6:43	12-3	
KC	4	6:13	Thomas 57 yd. pass from Smith (Butker kick)	8-82; 2:50	12-10	
PIT	4	3:24	Brown 51 yd. pass from Roethlisberger (Boswell kick)	5-75; 2:49	19-10	
KC	4	2:17	Butker 33 yd. Field Goal	6-52; 1:07	19-13	

Team Statistics

	Steelers	Chiefs
1st Downs	23	12
3rd Downs	4-11 (36%)	3-11 (27%)
4th Downs	0-0 (0%)	0-2 (0%)
Total Net Yards	439	251
Plays-Avg.	63-7.0	52-4.8
Rushing Yards	194	28
Rush Att.-Avg.	37-5.2	15-1.9
Net Passing	245	246
Att.-Comp.-Int.	25-17-1	34-19-0
Sacks By	3-23	1-7
Punts-Avg.	5-41.4	4-47.5
Penalties	6-57	7-48
Fumbles-Lost	1-0	1-0
Time of Poss.	36:39	23:21

Individual Statistics

RUSHING **Pit.** – Bell 32-179, TD; Conner 2-14; Watson 1-3; Roethlisberger 2(-2).

KC – K. Hunt 9-21; Smith 4-13; A. Hunt 1-3; Hill 1(-9).

PASSING **Pit.** – Roethlisberger 25-17-1, 252, TD.

KC – Smith 34-19-0, 246, TD.

RECEIVING **Pit.** – Brown 8-155, TD; Smith-Schuster 3-32; Bell 3-12; Bryant 2-27; McDonald 1-26.

KC – K. Hunt 5-89; Hill 5-34; Kelce 4-37; Thomas 3-61, TD; Robinson 1-16; West 1-9.

GAME 7  **Pittsburgh 29**  **Cincinnati 14**
October 22, 2017 *Heinz Field (65,363)*


PITTSBURGH – The Steelers defense allowed less than 200 yards of total offense in Pittsburgh's 29-14 victory over the Cincinnati Bengals at Heinz Field.

RB Le'Veon Bell amassed 55 scrimmage yards (32 rushing / 23 receiving) in the first quarter, but it was **WR Antonio Brown** who got the Steelers on the board with a 7-yard touchdown reception from **QB Ben Roethlisberger** on Pittsburgh's opening drive.

In the second quarter, Roethlisberger found **WR JuJu Smith-Schuster** in the end zone for a 31-yard touchdown.

With the score tied at 14-14, a pair of field goals from **K Chris Boswell** on back-to-back possessions gave Pittsburgh a 20-14 edge going into halftime.

When play resumed, Pittsburgh's defense continued to stifle the Bengal's attack. **CB Joe Haden** and **CB William Gay** picked off Cincinnati QB Andy Dalton on back-to-back Bengals drives, while Boswell knocked down two more field goals from 41- and 49-yards out.

Four sacks from Pittsburgh's defense in the fourth quarter sealed the Steelers victory, improving their record to 5-2. Bell finished with 192 scrimmage yards (134 rushing / 58 receiving), eclipsing 150 yards for the second-straight week. Boswell went 5-for-5 on field goals and added two extra points.

Game Summary

	1	2	3	4	F
Bengals (2-4)	7	7	0	0	14
STEELERS (5-2)	7	13	6	3	29

TEAM	Q	TIME	PLAY	DRIVE	SCORE
PIT	1	9:25	Brown 7 yd. pass from Roethlisberger (Boswell kick)	9-75; 5:35	0-7
CIN	1	0:10	LaFell 6 yd. pass from Dalton (Bullock kick)	8-53; 3:34	7-7
PIT	2	12:52	Smith-Schuster 31 yd. pass from Roethlisberger (Boswell kick)	5-75; 2:18	7-14
CIN	2	7:12	Kroft 1 yd. pass from Dalton (Bullock kick)	12-75; 5:40	14-14
PIT	2	1:50	Boswell 22 yd. Field Goal	10-75; 5:22	14-17
PIT	2	0:00	Boswell 24 yd. Field Goal	7-71; 1:28	14-20
PIT	3	7:23	Boswell 41 yd. Field Goal	11:45; 5:57	14-23
PIT	3	5:28	Boswell 49 yd. Field Goal	4-9; 1:20	14-26
PIT	4	5:14	Boswell 25 yd. Field Goal	10-70; 4:06	14-29

Team Statistics

	Bengals	Steelers
1st Downs	11	21
3rd Downs	3-11 (27%)	2-11 (18%)
4th Downs	1-2 (50%)	1-3 (33%)
Total Net Yards	179	420
Plays-Avg.	51-3.5	68-6.2
Rushing Yards	71	152
Rush Att.-Avg.	17-4.2	43-3.5
Net Passing	108	268
Att.-Comp.-Int.	30-17-2	25-15-0
Sacks By	0-0	4-32
Punts-Avg.	5-50.0	3-44.7
Penalties	5-54	1-5
Fumbles-Lost	1-0	0-0
Time of Poss.	24:45	35:15

Individual Statistics

RUSHING **Cin.** – Mixon 7-48; Bernard 3-8; Dalton 3-8; Hill 4-7.

Pit. – Bell 35-134; Conner 3-19; Bryant 1-2; Watson 1-0; Roethlisberger 3(-3).

PASSING **Cin.** – Dalton 30-17-3, 140, 2 TD.

Pit. – Roethlisberger 24-14-0, 224, 2 TD; Golden 1-1-0, 44.

RECEIVING **Cin.** – LaFell 4-28, TD; Kroft 4-23, TD; Green 3-41; Mixon 3-20; Erickson 1-22; Uzomah 1-7; Bernard 1(-1).

Pit. – Brown 4-65, TD; Bell 3-58; Smith-Schuster 2-39, TD; McDonald 2-37; Heyward-Bey 1-44; Grimbles 1-12; Rogers 1-10; Bryant 1-3.

GAME 8  **Pittsburgh 20**  **Detroit 15**
October 29, 2017 Heinz Field (64,983)


DETROIT, Mich. – Rookie **WR JuJu Smith-Schuster** hauled in a pass from **QB Ben Roethlisberger** resulting in a 97-yard touchdown - the longest pass play in Steelers history - in Pittsburgh's 20-15 victory over the Detroit Lions at Ford Field.

For the fifth week in a row, the Steelers drew first blood with a 34-yard field goal from **K Chris Boswell**. Back-to-back field goals from Detroit gave the Lions a three-point lead in the second quarter. Pittsburgh regained the advantage after a five-yard touchdown run by **RB Le'Veon Bell**, but six more points from Detroit **K Matt Prater** put the Lions up 12-10 going into halftime.

In the third quarter, Boswell added three more points with a 38-yard field goal, before Smith-Schuster's 97-yard touchdown gave the Steelers a 20-12 lead. Three goal-line stands by the Pittsburgh defense prevented the Lions from finding the end zone in the second half and sealed the Steelers' victory.

Game Summary

	1	2	3	4	F
STEELERS (6-2)	3	7	10	0	20
Lions (3-4)	3	9	3	0	15

TEAM	Q	TIME	PLAY	DRIVE	SCORE
PIT	1	12:12	Boswell 34 yd. Field Goal	7-59; 2:48	3-0
DET	1	7:50	Prater 48 yd. Field Goal	8-45; 4:22	3-3
DET	2	9:11	Prater 37 yd. Field Goal	8-39; 3:33	3-6
PIT	2	4:10	Bell 5 yd. run (Boswell kick)	9-75; 5:01	10-6
DET	2	2:14	Prater 51 yd. Field Goal	6-42; 1:56	10-9
DET	2	0:13	Prater 34 yd. Field Goal	8-63; 0:43	10-12
PIT	3	9:21	Boswell 38 yd. Field Goal	9-28; 4:08	13-12
PIT	3	3:01	Smith-Schuster 97 yd. pass from Roethlisberger (Boswell kick)	3-98; 1:24	20-12
DET	4	12:54	Prater 19 yd. Field Goal	10-74; 5:07	20-15

Team Statistics

	Steelers	Lions
1st Downs	17	21
3rd Downs	7-14 (50%)	2-12 (17%)
4th Downs	0-0 (0%)	0-2 (0%)
Total Net Yards	392	482
Plays-Avg.	60-6.5	69-7.0
Rushing Yards	75	71
Rush Att.-Avg.	29-2.6	22-3.2
Net Passing	317	411
Att.-Comp.-Int.	31-17-1	45-21-0
Sacks By	2-12	0-0
Punts-Avg.	4-47.0	3-39.7
Penalties	5-37	6-57
Fumbles-Lost	1-1	1-1
Time of Poss.	28:23	31:37

Individual Statistics

RUSHING	Pit. – Bell 25-76, TD; Conner 1-1; Roethlisberger 3(-2). Det. – Abdullah 11-27; Riddick 4-21; Washington 6-12; Stafford 1-11.
PASSING	Pit. – Roethlisberger 31-17-1, 317, TD. Det. – Stafford 45-27-0, 423.
RECEIVING	Pit. – Smith-Schuster 7-193, TD; Brown 5-70; James 2-42; Bell 2-5; Hunter 1-7. Det. – Tate 7-86; M. Jones 6-128; T. Jones 4-88; Abdullah 3-11; Ebron 2-58; Riddick 2-24; Fells 1-12; Agnew 1-12; Washington 1-4.

GAME 9  **Pittsburgh 20**  **Indianapolis 17**
November 12, 2017 Lucas Oil Stadium (66,146)


INDIANAPOLIS, Ind. – After a rocky start, the Pittsburgh Steelers racked up 17 straight points in the second half on their way to a 20-17 victory over the Indianapolis Colt at Lucas Oil Stadium.

Following a scoreless first quarter, Colts QB Jacoby Brissett connected with WR Donte Moncrief for a 60-yard touchdown. On its next drive, Indianapolis K Adam Vinatieri added three more points, extending the Colts lead to 10-0.

Steelers **K Chris Boswell** responded with three points of his own on a 41-yard field goal just before the end of the first half.

After a Colts touchdown on the opening drive of the second half, Steelers **QB Ben Roethlisberger** orchestrated an eight-play 78-yard drive that culminated in a 7-yard touchdown pass to rookie **WR JuJu Smith-Schuster**. The extra point was blocked by Indianapolis and nearly returned by Colts S Matthias Farley, who was tackled within 10 yards of the Colts end zone by **TE Jesse James**.

Early in the fourth quarter, **LB Ryan Shazier** picked off Brissett, giving the Steelers a short field which allowed Roethlisberger to find **TE Vance McDonald** in the end zone for a 7-yard touchdown. Roethlisberger connected with **WR Martavis Bryant** on the two-point conversion attempt, to tie the game up at 17.

On the final play of regulation, Boswell converted a 33-yard game-winning field goal as time expired—the second game-winning field goal of his regular-season career.

Game Summary

	1	2	3	4	F
STEELERS (7-2)	0	3	6	11	20
Colts (3-7)	0	10	7	0	17

TEAM	Q	TIME	PLAY	DRIVE	SCORE
IND	2	14:52	Moncrief 60 yd. pass from Brissett (Vinatieri kick)	4-68; 1:21	0-7
IND	2	5:51	Vinatieri 48 yd. Field Goal	13-63; 7:13	0-10
PIT	2	0:30	Boswell 41 yd. Field Goal	8-39; 1:09	3-10
IND	3	12:46	Rogers 61 yd. pass from Brissett (Vinatieri kick)	4-75; 2:14	3-17
PIT	3	7:47	Smith-Schuster 7 yd. pass from Roethlisberger (kick blocked)	8-78; 4:59	9-17
PIT	4	11:52	McDonald 7 yd. pass from Roethlisberger (Roethlisberger-Bryant pass)	3-10; 1:00	17-17
PIT	4	0:00	Boswell 33 yd. Field Goal	10-70; 3:10	20-17

Team Statistics

	Steelers	Colts
1st Downs	18	13
3rd Downs	5-13 (38%)	6-15 (40%)
4th Downs	0-0 (0%)	0-0 (0%)
Total Net Yards	316	267
Plays-Avg.	62-5.1	56-4.8
Rushing Yards	88	71
Rush Att.-Avg.	30-2.9	29-2.4
Net Passing	228	196
Att.-Comp.-Int.	31-19-1	24-14-1
Sacks By	3-26	1-8
Punts-Avg.	6-49.5	7-46.9
Penalties	9-70	9-82
Fumbles-Lost	1-0	0-0
Time of Poss.	29:58	30:02

Individual Statistics

RUSHING **Pit.** – Bell 26-80; Conner 1-12; Roethlisberger 2-5; Bryant 1(-9).
Ind. – Gore 17-54; Mack 7-7; Brissett 4-7; Rogers 1-3.

PASSING **Pit.** – Roethlisberger 31-19-1, 236, 2 TD.
Ind. – Brissett 24-14-1, 222, 2 TD.

RECEIVING **Pit.** – Smith-Schuster 5-97, TD; Bell 5-32; Brown 3-47; Bryant 3-42; McDonald 2-16, TD; Rogers 1-2.
Ind. – Rogers 6-104, TD; Hilton 2-23; Mack 2-19; Doyle 2-9; Moncrief 1-60, TD; Gore 1-7.

GAME 10



Pittsburgh 40



Tennessee 17

MEDIA INFORMATION

FOOTBALL STAFF

2018 PLAYERS

2017 IN REVIEW

STEELERS HISTORY

RECORDS

November 16, 2017 Heinz Field (60,703)



PITTSBURGH – QB **Ben Roethlisberger** threw four touchdown passes—three to **WR Antonio Brown**—in the Steelers' 40-17 victory over the Tennessee Titans at Heinz Field.

Pittsburgh scored on its opening drive for the fifth time this season with a 41-yard touchdown pass from Roethlisberger to Brown. The Steelers put up three more points on their following possession with a 41-yard field goal from **K Chris Boswell** after **CB Mike Hilton** intercepted Titans QB Marcus Mariota, giving Pittsburgh a short field.

Tennessee struck back with a 7-yard touchdown run from Mariota, tightening the score at 10-7. The Titans looked to tie things up with a 48-yard field goal attempt from K Ryan Succop, but the kick was blocked by Pitts-

burgh **LB T.J. Watt**.—the first blocked field goal by the Steelers since Oct. 16, 2016 at Miami.

Boswell helped the Steelers extend their lead to 16-7 before the end of the half, with two more field goals from 28 and 50 yards. His 50-yard field goal was the third field goal of at least 50 yards in his NFL career, and first of 2017.

Mariota tightened the score to 16-14 early in the second half with a deep pass to WR Rishard Matthews that resulted in a 75-yard touchdown.

Roethlisberger responded with his second touchdown pass to Brown. Another Titans field goal from Succop moved the score to 23-17 before the end of the quarter.

In the fourth quarter, the Steelers racked up 17 unanswered points, including touchdown passes from Roethlisberger to **TE Jesse James** and Brown, as well as a fourth field goal by Boswell for a 40-17 victory.

Despite two starters sitting out with injuries, the Steelers' secondary picked off Mariota four times with Hilton, **CB Coty Sensabaugh**, **S Robert Golden** and **S Sean Davis** all recording interceptions. The Pittsburgh defense also recorded five sacks including 2.0 from **DE Cameron Heyward**, marking the fourth multi-sack game of his NFL career and his second of 2017.

Game Summary

	1	2	3	4	F
Titans (6-4)	7	0	10	0	17
STEELERS (8-2)	10	6	7	17	40

TEAM	Q	TIME	PLAY	DRIVE	SCORE
PIT	1	12:25	Brown 41 yd. pass from Roethlisberger (Boswell kick)	6-75; 2:35	0-7
PIT	1	9:41	Boswell 41 yd. Field Goal	5-1; 1:46	0-10
TEN	1	3:05	Mariota 7 yd. run (Succop kick)	11-68; 6:36	7-10
PIT	2	1:37	Boswell 28 yd. Field Goal	7-10; 1:34	7-13
PIT	2	0:18	Boswell 50 yd. Field Goal	7-35; 0:53	7-16
TEN	3	14:49	Matthews 75 yd. pass from Mariota (Succop kick)	1-75; 0:11	14-16
PIT	3	10:01	Brown 5 yd. pass from Roethlisberger (Boswell kick)	10-75; 4:48	14-23
TEN	3	5:34	Succop 44 yd. Field Goal	8-49; 4:27	17-23
PIT	4	14:56	James 1 yd. pass from Roethlisberger (Boswell kick)	12-75; 5:38	17-30
PIT	4	12:12	Brown 10 yd. pass from Roethlisberger (Boswell kick)	3-51; 1:27	17-37
PIT	4	5:21	Boswell 26 yd. Field Goal	10-11; 6:18	17-40

Team Statistics

	Titans	Steelers
1st Downs	17	25
3rd Downs	5-13 (38%)	4-12 (33%)
4th Downs	1-2 (50%)	0-1 (0%)
Total Net Yards	316	349
Plays-Avg.	60-5.3	69-5.1
Rushing Yards	52	65
Rush Att.-Avg.	21-2.5	21-3.1
Net Passing	264	284
Att.-Comp.-Int.	34-22-4	45-30-0
Sacks By	3-15	5-42
Punts-Avg.	3-47.3	3-50.7
Penalties	9-65	7-61
Fumbles-Lost	0-0	1-0
Time of Poss.	28:20	31:40

Individual Statistics

RUSHING Ten. – Henry 7-32; Murray 8-10; Mariota 5-5; Jackson 1-5.

Pit. – Bell 12-46; Conner 5-12; Roethlisberger 1-10; Bryant 3-(-3).

PASSING Ten. – Mariota 33-22-4, 306, TD; Decker 1-0-0, 0. Pit. – Roethlisberger 45-30-0, 299, 4 TD.

RECEIVING Ten. – Walker 6-92; Matthews 5-113, TD; Murray 5-37; Decker 3-37; Davis 3-27.

Pit. – Brown 10-144, 3 TD; Bell 9-57; James 5-21, TD; Smith-Schuster 4-47; Bryant 2-30.

GAME 11  **Pittsburgh 31**  **Green Bay 28**
November 26, 2017 Heinz Field (62,147)


PITTSBURGH – The Steelers sealed a 31-28 victory over Green Bay with a 53-yard field goal from **K Chris Boswell** - a career long and the longest field goal from a Steeler in Heinz Field history.

Pittsburgh found the end zone on its opening possession for the second week in a row when **QB Ben Roethlisberger** connected with **TE Xavier Grimble** on a 1-yard touchdown pass. After an unsuccessful extra point attempt, the Packers pulled ahead 14-6 with a pair of touchdown passes from Green Bay QB Brett Hundley on back-to-back Packers' drives.

Pittsburgh tied things up with a 17-yard touchdown pass from Roethlisberger to **WR Martavis Bryant**, followed by a successful two-point conversion on a pass from Roethlisberger to **WR Antonio Brown**. But the Packers pulled ahead again on the opening drive of the second half when Green Bay WR Davante Adams broke free after a pass from Hundley, resulting in a 55-yard touchdown.

An interception by Roethlisberger gave Green Bay an opportunity to increase its lead, but a pair of sacks on Hundley by Steelers **DEs L.T. Walton** and **Cameron Heyward** gave Pittsburgh the ball back. The Steelers capitalized on the ensuing drive with a 1-yard touchdown pass from Roethlisberger to Brown.

A second sack from Heyward on third down forced the Packers to go three-and-out on their next drive, setting up Pittsburgh to take its first lead since the first quarter with a touchdown pass from Roethlisberger to Brown - Roethlisberger's fourth touchdown pass and Brown's second touchdown catch of the night.

Once again, the Packers responded with a touchdown of their own, tying the game at 28 with 2:02 remaining in the fourth quarter. Pittsburgh was forced to punt on the following drive, but the Steelers defense kept the Packers at bay with the help of a 6-yard sack on Hundley by rookie **LB T.J. Watt**, which allowed the offense to get the ball back with 0:17 remaining in regulation.

A diving catch by Brown on a 23-yard pass from Roethlisberger along the Steelers' sideline set up Boswell's game-winning 53-yard field goal.

Brown finished the game with 10 catches for 169 yards, while **RB Le'Veon Bell** amassed 183 yards from scrimmage and set a Steelers record with 12 catches - the most by a running back in a single game in franchise history.

Game Summary

	1	2	3	4	F
Packers (5-6)	14	0	7	7	28
STEELERS (9-2)	6	8	7	10	31

TEAM	Q	TIME	PLAY	DRIVE	SCORE
PIT	1	8:14	Grimble 1 yd. pass from Roethlisberger (kick failed)	12:59; 6:46	0-6
GB	1	4:45	Cobb 39 yd. pass from Hundley (Crosby kick)	6:60; 3:29	7-6
GB	1	1:22	Williams 54 yd. pass from Hundley (Crosby kick)	3:55; 0:50	14-6
PIT	2	7:20	Bryant 17 yd. pass from Roethlisberger (Roethlisberger-Brown pass)	5:65; 2:51	14-14
GB	3	12:06	Adams 55 yd. pass from Hundley (Crosby kick)	6:76; 2:54	21-14
PIT	3	0:50	Brown 1 yd. pass from Roethlisberger (Boswell kick)	6:53; 3:25	21-21
PIT	4	8:42	Brown 33 yd. pass from Roethlisberger (Boswell kick)	7:68; 4:14	21-28
GB	4	2:02	Williams 4 yd. run (Crosby kick)	12:77; 6:40	28-28
PIT	4	0:00	Boswell 53 yd. Field Goal	4:35; 0:17	28-31

Team Statistics

	Packers	Steelers
1st Downs	15	28
3rd Downs	6-13 (46%)	8-13 (62%)
4th Downs	1-1 (100%)	1-1 (100%)
Total Net Yards	307	462
Plays-Avg.	54-5.7	70-6.6
Rushing Yards	80	121
Rush Att.-Avg.	24-3.3	24-5.0
Net Passing	227	341
Att.-Comp.-Int.	26-17-0	45-33-2
Sacks By	1-10	4-18
Punts-Avg.	5-48.2	3-32.3
Penalties	3-27	5-45
Fumbles-Lost	0-0	1-1
Time of Poss.	26:24	33:36

Individual Statistics

RUSHING **GB** – Williams 21-66; Hundley 1-6; Ripkowski 1-4; Davis 1-4.
Pit. – Bell 20-95; Roethlisberger 3-25; Bryant 1-1.

PASSING **GB** – Hundley 26-14-0, 245, 3 TD.
Pit. – Roethlisberger 45-33-2, 351, 4 TD.

RECEIVING **GB** – Adams 5-82, TD; Williams 4-69, TD; Cobb 4-58, TD; Nelson 3-11; Rodgers 1-25.
Pit. – Bell 12-88; Brown 10-169, 2 TD; Bryant 4-40, TD; James 3-32; Rogers 3-21; Grimble 1-1, TD.

GAME 12  **Pittsburgh 23**  **Cincinnati 20**
December 4, 2017 Paul Brown Stadium (56,029)


CINCINNATI, Ohio – The Steelers overcame a 17-0 deficit and a devastating injury to **LB Ryan Shazier** to edge out the Bengal 23-20 at Paul Brown Stadium.

On just the second drive of the game, Shazier was taken to the hospital with a back injury after attempting to tackle Bengals WR Josh Malone.

Pittsburgh struggled to gain momentum in the first half following the injury as Cincinnati pulled ahead 17-0. **K Chris Boswell** got the Steelers on the board with a 30-yard field goal at the end of the second quarter.

When play resumed after halftime, the Steelers defense forced Cincinnati to go three-and-out. The Steelers scored their first touchdown of the game on the following drive when **QB Ben Roethlisberger** connected with **RB Le'Veon Bell** who sped past defenders on the sideline for a 35-yard touchdown.

A Cincinnati field goal left the Steelers trailing 20-10 through three quarters. After a second field goal from Boswell, Roethlisberger found **WR Antonio Brown** in the end zone to tied the game at 20.

Pittsburgh edged out the Bengals with a 38-yard field goal from Boswell on the final play of the game - his third game-winner of the 2017 season.

The Steelers defense forced the Bengals to go three-and out three times in the fourth quarter.

Roethlisberger reached 50,000 passing yards in his regular season career, becoming just the eighth quarterback in NFL history to do so.

Bell registered 182 scrimmage yards, eclipsing the 150-yard mark for the fifth time in 2017.

Game Summary

	1	2	3	4	F
STEELERS (10-2)	0	3	7	13	23
Bengals (5-7)	10	7	3	0	20

TEAM	Q	TIME	PLAY	DRIVE	SCORE
CIN	1	2:04	Bullock 35 yd. Field Goal	5-27; 2:04	0-3
CIN	1	6:34	Green 8 yd. pass from Dalton (Bullock kick)	12-85; 6:34	0-10
CIN	2	6:13	Green 15 yd. pass from Dalton (Bullock kick)	15-78; 6:13	0-17
PIT	2	0:31	Boswell 30 yd. Field Goal	3-71; 0:31	3-17
PIT	3	4:58	Bell 35 yd. pass from Roethlisberger (Boswell kick)	9-78; 4:58	10-17
CIN	3	5:25	Bullock 41 yd. Field Goal	10-52; 5:25	10-20
PIT	4	4:29	Boswell 37 yd. Field Goal	11-74; 4:29	13-20
PIT	4	4:10	Brown 6 yd. pass from Roethlisberger (Boswell kick)	9-80; 4:10	20-20
PIT	4	2:42	Boswell 38 yd. Field Goal	8-39; 2:42	23-20

Team Statistics

	Steelers	Bengals
1st Downs	24	19
3rd Downs	4-12 (33%)	7-14 (50%)
4th Downs	1-1 (100%)	0-0 (0%)
Total Net Yards	374	353
Plays-Avg.	63-5.9	60-5.9
Rushing Yards	92	130
Rush Att.-Avg.	22-4.2	22-5.9
Net Passing	282	223
Att.-Comp.-Int.	40-24-1	36-21-0
Sacks By	1-8	2-11
Punts-Avg.	4-44.5	5-49.2
Penalties	7-66	13-173
Fumbles-Lost	0-0	0-0
Time of Poss.	29:49	30:11

Individual Statistics

RUSHING	Pit. – Bell 18-76; Conner 3-12; Roethlisberger 1-4. Cin. – Bernard 13-77; Mixon 7-34; Dalton 2-19.
PASSING	Pit. – Roethlisberger 40-24-1, 290, 2 TD. Cin. – Dalton 36-21-0, 234, 2 TD.
RECEIVING	Pit. – Brown 8-101, TD; Bell 5-106, TD; Bryant 4-40; Smith-Schuster 4-17; James 1-13; Grimble 1-9; Rogers 1-4. Cin. – Green 7-77, 2 TD; LaFell 4-55; Kroft 2-30; Bernard 2-19; Boyd 2-15; Malone 2-9; Uzomah 1-21; Mixon 1-8.

GAME 13  **Pittsburgh 39**  **Baltimore 38**
December 10, 2017 Heinz Field (60,069)


PITTSBURGH – QB **Ben Roethlisberger** completed 44-of-66 passes for 506 yards, two touchdowns and no interceptions in the Steelers 39-38 divisional win over the Baltimore Ravens at Heinz Field, to clinch the AFC North crown.

Pittsburgh took an early 14-0 lead after back-to-back touchdowns by **RB Le'Veon Bell**. The Ravens responded

with 14 points of their own, but a pair of field goals from **K Chris Boswell** allowed the Steelers to maintain a 20-14 lead going into halftime.

When play resumed, the Ravens pulled ahead with 17-straight points and held Pittsburgh to a field goal following a 15-play, 80-yard drive.

The Steelers recovered in the fourth quarter when Roethlisberger found **FB Roosevelt Nix** in the end zone on a 1-yard touchdown pass - the first touchdown of Nix's career.

With the Baltimore leading by two, Ravens RB Javorius Allen extended the lead with a 9-yard touchdown run.

Late in the third quarter, the Steelers snapped back with an 11-yard touchdown run from Bell, his third scoring play of the night.

With just 0:42 left to play, a 46-yard field goal from Boswell pushed the Steelers past the Ravens and sealed a 39-38 victory. The kick was Boswell's fourth game-winner of 2017, within one minute of regulation.

Game Summary

	1	2	3	4	F
Ravens (7-6)	0	14	17	7	38
STEELERS (11-2)	7	13	6	19	39

TEAM	Q	TIME	PLAY	DRIVE	SCORE
PIT	1	6:59	Bell 20 yd. pass from Roethlisberger (Boswell kick)	8-59; 3:25	0-7
PIT	2	13:11	Bell 1 yd. run (Boswell kick)	12-90; 6:10	0-14
BAL	2	9:07	Moore 30 yd. pass from Flacco (Tucker kick)	9-78; 4:04	7-14
PIT	2	4:14	Boswell 52 yd. Field Goal	9-54; 4:53	7-17
BAL	2	1:53	Collins 18 yd. run (Tucker kick)	5-85; 2:21	14-17
PIT	2	0:01	Boswell 43 yd. Field Goal	11-50; 1:52	14-20
BAL	3	10:06	Tucker 47 yd. Field Goal	6-46; 2:07	17-20
BAL	3	5:20	Allen 1 yd. run (Tucker kick)	7-60; 3:06	24-20
BAL	3	2:43	Ricard 6 yd. pass from Flacco (Tucker kick)	3-74; 1:13	31-20
PIT	4	12:16	Boswell 24 yd. Field Goal	15-80; 5:27	31-23
PIT	4	9:15	Nix 1 yd. pass from Roethlisberger (run failed)	5-67; 1:14	31-29
BAL	4	6:44	Allen 9 yd. run (Tucker kick)	6-56; 2:31	38-29
PIT	4	3:29	Bell 11 yd. run (Boswell kick)	8-68; 3:15	38-36
PIT	4	0:42	Boswell 46 yd. Field Goal	10-55; 1:43	38-39

Team Statistics

	Ravens	Steelers
1st Downs	26	31
3rd Downs	4-10 (40%)	12-18 (67%)
4th Downs	0-0 (0%)	0-0 (0%)
Total Net Yards	413	545
Plays-Avg.	62-6.7	85-6.4
Rushing Yards	152	59
Rush Att.-Avg.	26-5.8	16-3.7
Net Passing	261	486
Att.-Comp.-Int.	35-30-1	66-44-0
Sacks By	3-20	1-8
Punts-Avg.	3-41.7	3-47.0
Penalties	5-35	6-101
Fumbles-Lost	1-0	2-0
Time of Poss.	26:10	33:50

Individual Statistics

RUSHING **RUSHING: Bal.** – Collins 18-120, TD; Allen 6-25, 2 TD; Woodhead 2-7.
Pit. – Bell 13-48, 2 TD; Conner 2-6; Roethlisberger 1-5.

PASSING **Bal.** – Flacco 35-20-1, 269, 2 TD.
Pit. – Roethlisberger 66-44-0, 506, 2 TD.

RECEIVING **Bal.** – Woodhead 4-29; Wallace 3-72; Moore 3-48, TD; Maclin 3-27; Collins 2-46; Allen 2-32; Campanaro 1-8; Ricard 1-6, TD; Boyle 1-1.
Pit. – Brown 11-213, James 10-97; Bell 9-77, TD; Bryant 6-33; McDonald 4-52; Rogers 3-33; Nix 1-1, TD.

GAME 14  **New England 27**  **Pittsburgh 24**
December 17, 2017 Heinz Field (68,574)


PITTSBURGH – The Steelers fell to the Patriots 27-24 at Heinz Field after a Pittsburgh touchdown was called back late in the fourth quarter.

New England scored the first points of the game on a 1-yard touchdown run by RB Rex Burkhead. In response, Pittsburgh scored 10-straight points to take the lead, but not before losing **WR Antonio Brown** to a calf injury.

The Patriots tied the game with a field goal, but the Steelers pulled ahead again with a 4-yard touchdown pass from **QB Ben Roethlisberger** to **WR Martavis Bryant**.

Trailing 10-17 to start the second half, the Patriots found the end zone on a 4-yard touchdown pass from QB Tom Brady to WR Brandin Cooks, but a missed extra point allowed Pittsburgh to maintain a one-point advantage.

LB Vince Williams picked off Brady on the following New England drive, giving the Steelers a short field, which allowed for a 3-yard touchdown run by **RB Le'Veon Bell**.

Pittsburgh held onto its 24-16 advantage until late in the fourth quarter when New England scored 11 points in the final four minutes, taking a 27-24 lead.

With just 0:56 left to play and one timeout remaining, Roethlisberger connected with **WR JuJu Smith-Schuster** for a 69-yard play that put Pittsburgh on the 10-yard line with 0:34 left to play.

With 0:09 remaining, Roethlisberger was picked off in the end zone by Patriots DB Duron Harmon to end the game.

Game Summary

	1	2	3	4	F
Patriots (11-3)	7	3	6	11	27
STEELERS (11-3)	7	10	7	0	24

TEAM	Q	TIME	PLAY	DRIVE	SCORE
NE	1	9:00	Burkhead 1 yd. run (Gostkowski kick)	6:77; 3:11	7-0
PIT	1	5:32	Rogers 18 yd. pass from Roethlisberger (Boswell kick)	8:69; 3:28	7-7
PIT	2	12:15	Boswell 51 yd. Field Goal	9:43; 4:57	7-10
NE	2	9:04	Gostkowski 32 yd. Field Goal	9:61; 3:11	10-10
PIT	2	0:25	Bryant 4 yd. pass from Roethlisberger (Boswell kick)	15:78; 8:39	10-17
NE	3	8:50	Cooks 4 yd. pass from Brady (kick failed)	12:75; 8:39	16-17
PIT	3	1:33	Bell 3 yd. run (Boswell kick)	5:22; 2:58	16-24
NE	4	3:56	Gostkowski 46 yd. Field Goal	9:44; 3:42	19-24
NE	4	0:56	Lewis 8 yd. run (Brady-Gronkowski pass)	5:77; 1:10	27-24

Team Statistics

	Patriots	Steelers
1st Downs	21	21
3rd Downs	3-9 (33%)	10-16 (63%)
4th Downs	1-1 (100%)	0-0 (0%)
Total Net Yards	360	413
Plays-Avg.	56-6.4	63-6.6
Rushing Yards	283	270
Rush Att.-Avg.	19-4.1	31-4.6
Net Passing	298	281
Att.-Comp.-Int.	35-22-1	30-22-1
Sacks By	2-11	2-15
Punts-Avg.	2-48.0	4-42.8
Penalties	2-4	6-63
Fumbles-Lost	0-0	1-0
Time of Poss.	24:53	35:07

Individual Statistics

RUSHING NE – Lewis 13-67, TD; Burkhead 4-12, TD.
Pit. – Bell 24-117, TD; Conner 3-13;
Roethlisberger 3-10; Toussaint 1-3.

PASSING NE – Brady 35-22-1, 298, TD.
Pit. – Roethlisberger 30-22-1, 281, 2 TD.

RECEIVING NE – Gronkowski 9-168; Cooks 4-60, TD; Amendola 2-23; White 2-8; Lewis 1-13; Allen 1-10; Britt 1-7; Burkhead 1-5; Dorsett 1-4.
Pit. – Smith-Schuster 6-114; Bell 5-48; Bryant 4-59, TD; Brown 2-24; James 2-7; Rogers 1-18, TD; Grimble 1-8; Heyward-Bey 1-3.

GAME 15  **Pittsburgh 34**  **Houston 6**
December 25, 2017 *NRG Stadium (71,842)*


HOUSTON, Texas – The Steelers held the Texans scoreless until the fourth quarter in their 34-6 victory over Houston at NRG Stadium.

Pittsburgh scored on back-to-back drives to start the game, taking an early 10-0 lead over Houston.

At the beginning of the second quarter, the Texans utilized an eight-play, 80-yard drive to take the ball down

to the Pittsburgh 1-yard line, but failed to capitalize as **CB Artie Burns** picked off Texans QB T.J. Yates in the end zone on fourth down.

The Steelers collected 10 more points off a 1-yard touchdown run by **FB Roosevelt Nix** and a field goal from **K Chris Boswell**, before going into halftime with a 20-0 lead.

In the second half, Pittsburgh continued to roll with a 10-yard touchdown run by **RB Le'Veon Bell**. The Texans finally got on the scoreboard with a 3-yard touchdown pass from Yates to Houston WR DeAndre Hopkins early in the fourth quarter. The two-point conversion attempt failed

QB Ben Roethlisberger connected with **WR JuJu Smith-Schuster** for an 18-yard touchdown pass on the following drive, and Pittsburgh maintained a 34-6 lead as time expire.

The Steelers defense tallied seven sacks on the day, including 3.0 from **DB Mike Hilton** and 2.0 from **DE Cameron Heyward**.

Game Summary

	1	2	3	4	F
STEELERS (12-3)	10	10	7	7	34
Texans (4-11)	0	0	0	6	6

TEAM	Q	TIME	PLAY	DRIVE	SCORE
PIT	1	10:40	Boswell 34 yd. Field Goal	8-59; 4:20	3-0
PIT	1	6:59	Hunter 5 yd. pass from Roethlisberger (Boswell kick)	6-54; 2:04	10-0
PIT	2	4:14	Nix 1 yd. run (Boswell kick)	11-80; 6:07	17-0
PIT	2	0:53	Boswell 36 yd. Field Goal	6-10; 1:52	20-0
PIT	3	1:48	Bell 10 yd. run (Boswell kick)	7-42; 3:55	27-0
HOU	4	12:30	Hopkins 3 yd pass from Yates (pass failed)	7-75; 4:18	27-6
PIT	4	9:26	Smith-Schuster 18 yd. pass from Roethlisberger (Boswell kick)	5-79; 3:04	34-6

Team Statistics

	Steelers	Texans
1st Downs	20	13
3rd Downs	7-12 (58%)	3-12 (25%)
4th Downs	0-0 (0%)	0-1 (0%)
Total Net Yards	330	227
Plays-Avg.	58-5.7	52-4.4
Rushing Yards	104	176
Rush Att.-Avg.	28-3.7	28-6.3
Net Passing	226	51
Att.-Comp.-Int.	30-20-0	17-8-1
Sacks By	7/42	0/0
Punts-Avg.	3-47.7	7-48.9
Penalties	4-24	7-80
Fumbles-Lost	0-0	3-1
Time of Poss.	30:56	29:04

Individual Statistics

RUSHING **Pit.** – Bell 14-69, TD; Ridley 9-28; Bryant 1-8; Nix 1-1, TD; Jones 2(-1); Roethlisberger 1(-1).
Hou. – Blue 16-108; Miller 10-55; Yates 1-11; Heinicke 1-2.

PASSING **Pit.** – Roethlisberger 29-20-0, 226, 2 TD; Jones 1-0-0, 0.
Hou. – Yates 16-7-1, 83, TD; Heinicke 1-1-0, 10.

RECEIVING **Pit.** – Smith-Schuster 6-75, TD; Bell 5-28; McDonald 4-52; Bryant 3-60; Rogers 1-6; Hunter 1-5, TD.
Hou. – Hopkins 4-65, TD; Fuller 1-10; L. Miller 1-10; B. Miller 1-5; Malleck 1-3.

December 31, 2017 Heinz Field (50,704)



PITTSBURGH – The Steelers completed a 6-0 sweep of the AFC North and finished the season 13-3, their best regular-season record since 2004 (15-1), with a 28-24 win over the Cleveland Browns at Heinz Field.

Pittsburgh took an early lead in the game, with a 29-yard touchdown run on a reverse to **WR Darrius Heyward-Bey** on the team's opening drive.

The Steelers rolled to 14-0 when **QB Landry Jones** connected with rookie **WR JuJu Smith-Schuster** for a 20-yard touchdown reception.

Cleveland put itself on the scoreboard in the second quarter when Browns RB Duke Johnson Jr. found the end zone with a 2-yard touchdown run.

The Steelers responded with a touchdown run of their own on a 4-yard gain from **RB Stevan Ridley**.

In the second half, the Browns tied the game at 21 racking up 14-straight points.

Pittsburgh re-gained its lead on a 96-yard kickoff return by Smith-Schuster - the first by a Steeler since 2010.

Cleveland added a field goal, but wasn't able to overcome its deficit, as the Steelers captured their 13th win of the season.

Smith-Schuster finished the game with 265 combined yards (143 receiving + 122 kickoff return) - second-most by a rookie in Steelers history.

The defense sacked Browns QB DeShone Kizer six times, bringing its total sacks on the season to 56 - the most in a single season in franchise history.

Game Summary

	1	2	3	4	F
Browns (0-16)	0	14	10	0	24
STEELERS (13-3)	7	14	7	0	28

TEAM	Q	TIME	PLAY	DRIVE	SCORE
PIT	1	10:43	Heyward-Bey 29 yd. run (Boswell kick)	8-72; 4:17	7-0
PIT	2	13:26	Smith-Schuster 18 yd. pass from Roethlisberger (Boswell kick)	3-28; 1:21	14-0
CLE	2	11:46	Johnson Jr. 2 yd. run (Gonzalez kick)	5-74; 1:40	14-7
PIT	2	7:59	Ridley 4 yd. run (Boswell kick)	8-75; 3:47	21-7
CLE	2	7:13	Higgins 56 yd. pass from Kizer (Gonzalez kick)	2-60; 0:46	21-14
CLE	3	10:54	Higgins 5 yd. pass from Kizer (Gonzalez kick)	7-68; 4:06	21-21
PIT	3	10:42	Smith-Schuster 96 yd. kick off return (Boswell kick)	0-0; 0:12	28-21
CLE	3	2:04	Gonzalez 51. yd Field Goal	16-55; 8:38	28-24

Team Statistics

	Browns	Steelers
1st Downs	17	20
3rd Downs	7-15 (47%)	3-10 (30%)
4th Downs	0-1 (0%)	0-2 (0%)
Total Net Yards	374	348
Plays-Avg.	63-5.9	58-6.0
Rushing Yards	102	124
Rush Att.-Avg.	27-3.8	28-4.4
Net Passing	272	224
Att.-Comp.-Int.	30-16-1	27-23-1
Sacks By	6/42	3/15
Punts-Avg.	5-41.0	4-36.0
Penalties	9-77	3-15
Fumbles-Lost	1-1	1-1
Time of Poss.	30:55	29:05

Individual Statistics

RUSHING **Pit.** – Ridley 17-80, TD; Heyward-Bey 1-29, TD; Toussaint 5-22; Nix 2(-1); Jones 3(-6).
Cle. – Kizer 6-61; Crowell 15-21; Johnson Jr. 6-20.

PASSING **Pit.** – Jones 27-23-1, 239, TD.
Cle. – Kizer 30-16-1, 314, 2 TD.

RECEIVING **Pit.** – Smith-Schuster 9-143, TD; Bryant 6-65; Toussaint 2-9; James 2-9; McDonald 1-5; Nix 1-5; Grimble 1-2; Rogers 1-1.
Cle. – Johnson Jr. 6-75; Gordon 4-115; Higgins 3-68, 2 TD; Njoku 2-38; Coleman 1-18.

GAME 17  **Jacksonville 45**  **Pittsburgh 42** 
AFC Divisional Playoff, January 14, 2018 Heinz Field (64,524)


PITTSBURGH – The Steelers were unable to overcome a 21-point deficit in their 45-42 AFC Divisional Playoff loss to the Jacksonville Jaguars at Heinz Field.

Three straight rushing touchdowns gave Jacksonville a 21-0 lead early in the second quarter.

Pittsburgh rallied with a 23-yard touchdown pass from **QB Ben Roethlisberger** to **WR Antonio Brown**, but a Steelers' fumble recovered by Jacksonville and returned

for a touchdown on the following Pittsburgh drive allowed the Jaguars to maintain their 21-point lead.

The Steelers responded with 14-straight points off of Roethlisberger touchdown passes, first to **WR Martavis Bryant**, then to **RB Le'Veon Bell**.

Each team added seven more points early in the fourth quarter, Jacksonville with a touchdown run from RB Leonard Fournette and Pittsburgh with a second touchdown reception from Brown.

With less than five minutes remaining, Jaguars QB Blake Bortles connected with FB Tommy Bohanon on a 14-yard touchdown pass. The Steelers cut their deficit back to seven with an 8-yard touchdown run by Bell.

With just 1:45 remaining, Jacksonville K Josh Lambo converted a 45-yard field goal that increased the score to 45-35.

Roethlisberger recorded his fifth touchdown pass of the day, finding **WR JuJu Smith-Schuster** in the end zone for a 4-yard score, but the Steelers came up short as time expired.

Game Summary

	1	2	3	4	F
Jaguars	14	14	0	17	45
STEELERS	0	14	7	21	42

TEAM	Q	TIME	PLAY	DRIVE	SCORE
JAX	1	10:40	Fournette 1 yd. run (Lambo kick)	8-66; 4:20	7-0
JAX	1	5:26	Fournette 18 yd. run (Lambo kick)	1-18; 0:05	14-0
JAX	2	11:31	Yeldon 4 yd. run (Lambo kick)	11-75; 4:36	21-0
PIT	2	8:20	Brown 23 yd. pass from Roethlisberger (Boswell kick)	6-64; 3:11	21-7
JAX	2	2:20	Smith 50 yd. fumble return (Lambo kick)	–	28-7
PIT	2	0:25	Bryant 36 yd. pass from Roethlisberger (Boswell kick)	7-51; 1:55	28-14
PIT	3	9:09	Bell 19 yd. pass from Roethlisberger (Boswell kick)	10-77; 5:51	28-21
JAX	4	10:34	Fournette 3 yd. run (Lambo kick)	5-61; 2:10	35-21
PIT	4	9:05	Brown 43 yd. pass from Roethlisberger (Boswell kick)	5-75; 1:29	35-28
JAX	4	4:19	Bohanon 14 yd. pass from Bortles (Lambo kick)	8-75; 4:46	42-28
PIT	4	2:18	Bell 8 yd. run (Boswell kick)	12-75; 2:01	42-35
JAX	4	1:45	Lambo 45 yd. Field Goal	4-9; 0:33	45-35
PIT	4	0:01	Smith-Schuster 4 yd. pass from Roethlisberger (Boswell kick)	10-75; 1:44	45-42

Team Statistics

	Jaguars	Steelers
1st Downs	22	28
3rd Downs	8-14 (57%)	7-16 (44%)
4th Downs	1-1 (100%)	4-6 (67%)
Total Net Yards	378	545
Plays-Avg.	61-6.2	78-7.0
Rushing Yards	164	83
Rush Att.-Avg.	35-4.7	18-4.6
Net Passing	212	462
Att.-Comp.-Int.	26-14-0	58-37-1
Sacks By	2/7	0/0
Punts-Avg.	4-32.8	2-39.5
Penalties	3-40	4-25
Fumbles-Lost	1-0	1-1
Time of Poss.	28:50	31:10

Individual Statistics

RUSHING **Jax.** – Fournette 25-109, 3 TD; Bortles 5-35; Yeldon 5-20, TD.
Pit. – Bell 16-67, TD; Roethlisberger 2-16.

PASSING **Jax.** – Bortles 24-14-0, 214, TD.
Pit. – Roethlisberger 58-37-1, 469, 5 TD.

RECEIVING **Jax.** – Yeldon 3-57; Lee 3-28; Fournette 2-10; Cole 1-45; Koyack 1-21; O'Shaughnessy 1-19; Bohanon 1-14, TD; Hurns 1-12; Westbrook 1-8.
Pit. – McDonald 10-112; Bell 9-88, TD; Brown 7-132, 2 TD; Smith-Schuster 3-5, TD; Bryant 2-78, TD; James 1-12.

2017 Regular-Season Offense and Defense Starting Lineups

Offense													
Opponent	WR	LT	LG	C	RG	RT	TE	WR	QB	RB	FB		
at CLE (9/12)	Brown	Villanueva	Foster	Pouncey	DeCastro	Gilbert	James	Smith-Shuster	Roethlisberger	Bell	Rogers (WR)		
MIN (9/17)	Brown	Villanueva	Foster	Pouncey	DeCastro	Gilbert	Hubbard	James (TE)	Roethlisberger	Bell	Nik		
at CHI (9/24)	Brown	Villanueva	Foster	Pouncey	DeCastro	Hubbard	James	Bryant (WR)	Roethlisberger	Bell	Grimble (WR)		
at BAL (10/1)	Brown	Villanueva	Foster	Pouncey	DeCastro	Hubbard	McDonald	Finney (TE)	Roethlisberger	Bell	Nik		
JAC (10/8)	Brown	Villanueva	Foster	Pouncey	DeCastro	Hubbard	James	Bryant	Roethlisberger	Bell	McDonald (TE)		
at KC (10/15)	Brown	Villanueva	Finney	Pouncey	DeCastro	Gilbert	James	Bryant	Roethlisberger	Bell	McDonald (TE)		
CIN (10/22)	Brown	Villanueva	Foster	Pouncey	DeCastro	Hubbard	James	Bryant	Roethlisberger	Bell	McDonald (TE)		
at DET (10/29)	Brown	Villanueva	Foster	Pouncey	DeCastro	Hubbard	James	Hunter	Roethlisberger	Bell	Smith-Schuster		
at IND (11/12)	Brown	Villanueva	Foster	Pouncey	DeCastro	Gilbert	McDonald	Smith-Shuster	Roethlisberger	Bell	Grimble (WR)		
TEN (11/16)	Brown	Villanueva	Foster	Pouncey	DeCastro	Gilbert	James	Smith-Shuster	Roethlisberger	Bell	Rogers (WR)		
GB (11/26)	Brown	Villanueva	Foster	Pouncey	DeCastro	Hubbard	James	Bryant	Roethlisberger	Bell	Nik		
at CIN (12/4)	Brown	Villanueva	Foster	Pouncey	DeCastro	Hubbard	James	Hawkins (TE)	Roethlisberger	Bell	Nik		
BAL (12/10)	Brown	Villanueva	Foster	Pouncey	DeCastro	Hubbard	James	McDonald	Roethlisberger	Bell	Bryant (WR)		
NE (12/17)	Brown	Villanueva	Foster	Pouncey	DeCastro	Hubbard	James	Smith-Shuster	Roethlisberger	Bell	Eli Rogers (WR)		
at HOU (12/25)	Smith-Shuster	Villanueva	Finney	Pouncey	DeCastro	Gilbert	James	Bryant	Roethlisberger	Bell	McDonald (TE)		
CLE (12/31)	Smith-Shuster	Villanueva	Foster	Finney	Feiler	Gilbert	James	Bryant	Jones	Ridley	Rogers (WR)		

Defense													
Opponent	LE	NT	RE	LOLB	LILB	RILB	ROLB	LCB	RCB	SS	FS		
at CLE (9/12)	Heyward	Hargrave	Tuitt	Chickillo	Shazier	Williams	Watt	Haden	Burns	Davis	Mitchell		
MIN (9/17)	Heyward	Hilton (DB)	Alualu	Dupree	Shazier	Williams	Watt	Haden	Burns	Davis	Gay		
at CHI (9/24)	Heyward	Hargrave	Alualu	Dupree	Shazier	Williams	Chickillo	Haden	Burns	Davis	Mitchell		
at BAL (10/1)	Heyward	Hargrave	Tuitt	Dupree	Shazier	Williams	Watt	Haden	Burns	Davis	Wilcox		
JAC (10/8)	Heyward	Hargrave	Tuitt	Dupree	Shazier	Williams	Watt	Haden	Burns	Davis	Mitchell		
at KC (10/15)	Heyward	Hargrave	Tuitt	Dupree	Shazier	Williams	Watt	Haden	Burns	Davis	Mitchell		
CIN (10/22)	Heyward	Hargrave	Alualu	Dupree	Shazier	Williams	Watt	Haden	Burns	Davis	Mitchell		
at DET (10/29)	Heyward	Hargrave	Alualu	Dupree	Shazier	Williams	Watt	Haden	Burns	Davis	Mitchell		
at IND (11/12)	Heyward	Hargrave	Tuitt	Dupree	Shazier	Williams	Watt	Haden	Burns	Davis	Mitchell		
TEN (11/16)	Heyward	Hilton (DB)	Tuitt	Dupree	Shazier	Williams	Watt	Sensabaugh	Burns	Davis	Golden		
GB (11/26)	Heyward	Hilton (DB)	Tuitt	Dupree	Shazier	Williams	Watt	Sensabaugh	Burns	Davis	Mitchell		
at CIN (12/4)	Heyward	Hilton (DB)	Tuitt	Dupree	Shazier	Williams	Watt	Sensabaugh	Burns	Davis	Golden		
BAL (12/10)	Heyward	Hargrave	Tuitt	Dupree	Spence	Williams	Watt	Sensabaugh	Burns	Davis	Mitchell		
NE (12/17)	Heyward	Hargrave	Tuitt	Dupree	Spence	Williams	Watt	Sutton	Burns	Davis	Mitchell		
at HOU (12/25)	Heyward	Hargrave	Tuitt	Dupree	Spence	Williams	Watt	Haden	Burns	Davis	Mitchell		
CLE (12/31)	Alualu	Hargrave	Tuitt	Dupree	Spence	Williams	Watt	Haden	Burns	Davis	Mitchell		

2017 Top Regular-Season Individual Performances

Opponent			Steelers		
Rushing					
JAC (10/8)	Leonard Fournette	28	Rushes	35	Le'Veon Bell at BAL (10/1)
				35	Le'Veon Bell CIN (10/22)
JAC (10/8)	Leonard Fournette	181	Yards	179	Le'Veon Bell at KC (10/15)
JAC (10/8)	Leonard Fournette	90t	Long	29	Darrius Heyward-Bey CLE (12/31)
at CHI (9/24)	Jordan Howard	2	TDs	2	Le'Veon Bell at BAL (10/1)
JAC (10/8)	Leonard Fournette	2		2	Le'Veon Bell BAL (12/10)
BAL (12/10)	Javorius Allen	2			
Receiving					
NE (12/17)	Rob Gronkowski	9	Receptions	12	Le'Veon Bell GB (11/26)
NE (12/17)	Rob Gronkowski	168	Yards	213	Antonio Brown BAL (12/10)
TEN (11/16)	Rishard Matthews	75	Long	97t	JuJu Smith-Schuster at DET (10/29)
at CIN (12/4)	A.J. Green	2	TDs	3	Antonio Brown TEN (11/16)
CLE (12/31)	Rashard Higgins	2			
Passing					
at BAL (10/1)	Joe Flacco	49	Attempts	66	Ben Roethlisberger BAL (12/10)
at BAL (10/1)	Joe Flacco	31	Completions	44	Ben Roethlisberger BAL (12/10)
at DET (10/29)	Matthew Stafford	423	Yards	506	Ben Roethlisberger BAL (12/10)
TEN (11/16)	Marcus Mariota	75	Long	97t	Ben Roethlisberger at DET (10/29)
GB (11/26)	Brett Hundley	3	TDs	4	Ben Roethlisberger TEN (11/16)
				4	Ben Roethlisberger GB (11/26)
TEN (11/16)	Marcus Mariota	4	INTs	5	Ben Roethlisberger JAC (10/8)
Punt Returns					
at IND (11/12)	Chester Rogers	4	Returns	5	Eli Rogers at HOU (12/25)
at KC (10/15)	Tyreek Hill	39	Yards	82	Eli Rogers at HOU (12/25)
at KC (10/15)	Tyreek Hill	32	Long	27	Eli Rogers at HOU (12/25)
Kickoff Returns					
TEN (11/16)	Adoree' Jackson	5	Returns	5	Martavis Bryant BAL (12/10)
BAL (12/10)	Chris Moore	5			
TEN (11/16)	Adoree' Jackson	103	Yards	122	JuJu Smith-Schuster CLE (12/31)
BAL (12/10)	Michael Campanaro	40	Long	96	JuJu Smith-Schuster CLE (12/31)
Punts					
at HOU (12/25)	Shane Lechler	7	Punts	6	Jordan Berry at CLE (9/10)
				6	Jordan Berry at IND (11/12)
at HOU (12/25)	Shane Lechler	342	Yards	297	Jordan Berry at IND (11/12)
CIN (10/22)	Kevin Huber	50	Avg.	50.7	Jordan Berry TEN (11/16)
at HOU (12/25)	Shane Lechler	48.9	Net	49.5	Jordan Berry at IND (11/12)
at CHI (9/24)	Pat O'Donnell	62	Long	62	Jordan Berry at KC (10/15)
at CLE (9/10)	Britton Colquitt	3	In 20	3	Jordan Berry at CHI (9/24)
MIN (9/17)	Ryan Quigley	3		3	Jordan Berry at IND (11/12)
JAC (10/8)	Brad Norton	3		3	Jordan Berry GB (11/26)
at KC (10/15)	Dustin Colquitt	3		3	Jordan Berry at CIN (12/4)
at CIN (12/4)	Kevin Huber	3			
—	—	—	Touchbacks	1	Jordan Berry at CHI (9/24)
				1	Jordan Berry at KC (10/15)



PITTSBURGH STEELERS

HISTORY



2018



Steelers History

The fifth-oldest franchise in the NFL, the Steelers were founded on July 8, 1933, by Arthur Joseph Rooney. Originally named the Pittsburgh Pirates, they were a member of the Eastern Division of the 10-team NFL. The other four current NFL teams in existence at that time were the Chicago (Arizona) Cardinals, Green Bay Packers, Chicago Bears and New York Giants.

One of the great pioneers of the sports world, Art Rooney passed away on August 25, 1988, following a stroke at the age of 87. "The Chief", as he was affectionately known, is enshrined in the Pro Football Hall of Fame and is remembered as one of Pittsburgh's great people.

Born on January 27, 1901, in Coulterville, Pa., Art Rooney was the oldest of Daniel and Margaret Rooney's nine children. He grew up in Old Allegheny, now known as Pittsburgh's North Side, and until his death he lived on the North Side, just a short distance from where Three Rivers Stadium stood.

Rooney attended St. Peter's Parochial School and Duquesne University Prep School. He studied collegiately at Indiana (Pa.) Normal, which is now Indiana University of Pennsylvania, as well as at Georgetown and Duquesne.

An exceptional all-around athlete, Rooney held middleweight and welterweight titles from the AAU Boxing Championships and was named to the U.S. Olympic Boxing Team in 1920, although he did not participate in the Olympic Games. He played minor league baseball from 1920-25 before a promising career was cut short by an arm injury. Rooney continued playing football for several semi-pro teams in the Pittsburgh area. He was married on June 11, 1931, to Kathleen McNulty, and the couple had five sons — Daniel, Art Jr., Tim, John and Pat. In 1964, Rooney was inducted into the Pro Football Hall of Fame for his contributions to the growth of the NFL and the Pittsburgh Steelers.

By the mid-1960s, Rooney had begun to turn over much of the operation of the Steelers to his oldest son, Dan. After having worked in every area of the organization since 1955, Daniel M. Rooney was named president of the Steelers in 1975. In 2000, Dan Rooney was inducted into the Pro Football Hall of Fame. He joined his father Art to form only the second father-son tandem to be inducted into the Hall of Fame. The late New York Giants owners Wellington Mara and his father Tim were the first.

Late Steelers' Chairman, Ambassador Dan Rooney spent 54 consecutive years with the organization before being named U.S. Ambassador to Ireland in 2009 by President Barack Obama. Rooney was required to move to Ireland in 2009 to fulfill his duties as ambassador.

As an NFL owner, Dan Rooney was widely recognized as one of the league's most influential executives and one of Pittsburgh's leading contributors to civic affairs. Among his community activities, Dan Rooney was the co-founder of the

American Ireland Fund, and he was a board member of the United Way of America, the American Diabetes Association, the Pittsburgh History and Landmarks Foundation, the Extra Mile Foundation and the University of Pittsburgh Medical Center.

Dan Rooney was a member of several NFL committees over the past 30-plus years. He served on the board of directors for the NFL Trust Fund, NFL Films and the Scheduling Committee. He was appointed chairman of the Expansion Committee in 1973, which considered new franchise locations and directed the addition of Seattle and Tampa Bay as expansion teams in 1976.

In 1976, Rooney was also named chairman of the Negotiating Committee, and in 1982 he contributed to the negotiations for the Collective Bargaining Agreement for the NFL and the Players' Association. He again played a key role in the labor agreement reached between NFL owners and players in 1993. Rooney was also largely responsible for developing the realignment plan and scheduling format that the NFL adopted prior to the 2002 season. In October 2002, he was also chairman of the NFL's Diversity in the Workplace Committee. Rooney was also Chairman of the Hall of Fame Committee. In February 1999, he was named the recipient of the Philadelphia Maxwell Football Club's Francis J. "Reds" Bagnell Award for outstanding contributions to the game of football.

Daniel M. Rooney was born on Pittsburgh's North Side on July 20, 1932. He was also a 1950 graduate of North Catholic High School, where he played quarterback on the varsity football team. Rooney passed away on April 13, 2017 at the age of 84, survived by his wife of 66 years, Patricia, and seven of their nine children, 20 grandchildren and five great-grandchildren.

Dan Rooney was named Steelers' Chairman Emeritus in July 2009 after he was named United States Ambassador to Ireland. Rooney served as United States Ambassador until late 2012.


In 2003, Dan Rooney officially turned over the title of Steelers' team president to his oldest son, Arthur J. Rooney II, who had previously served as the team's president and general counsel. A 1978 graduate of the University of Pittsburgh where he majored in political science, Art II received his law degree from Duquesne University School of Law in 1982. He currently serves as Chairman of the NFL's Stadium Committee, and serves on numerous NFL boards, including the Legislative Committee, the Management Council Executive Committee, the International Committee, the Digital Media Committee, the Health and Safety Advisory Committee, the Chairmen's Committee, the Compensation Committee and the NFL Foundation.

Art Rooney II is also very active in the Pittsburgh community, devoting a substantial amount of his time to various organizations. He currently serves on the boards of the Pittsburgh Public Theater, Saint Vincent College, Senator John Heinz Western PA History Center, and the United Way of Southwestern Pennsylvania.



1901

January 27 – Arthur J. Rooney Sr. is born in Coulterville, Pa. He would eventually be affectionately known as "The Chief."



1933

July 8 – The Pittsburgh Pirates are founded by The Chief.

1933

Ray Kemp becomes the first African-American to play for the Steelers.



1932

July 20 – Daniel Milton Rooney is born on Pittsburgh's North Side.

Steelers History



»» Art
Rooney

1930s After founding the Pirates in 1933, Art Rooney watched his club struggle through its first seven seasons with just 22 wins and five different head coaches. While home games were played at Forbes Field, Rooney often took his team to such cities as Johnstown, Latrobe, Youngstown, New Orleans and Louisville in the 1930s due to competition with baseball and college football.

In 1938, Rooney signed Colorado All-America Byron "Whizzer" White to a \$15,800 contract, making White the first "big money" player in the NFL. White led the League in rushing that year and became one of the NFL's most illustrious alumni. He served 31 years as a Justice of the United States Supreme Court before retiring in 1993.

1940s In 1940, Rooney changed the team name to the Pittsburgh Steelers, representing the heritage of Pittsburgh. The first winning record in the organization's history came in 1942 when head coach Walt Kiesling led the Steelers to a 7-4 finish with the league-leading rushing of rookie Bill Dudley. But the next year, Dudley joined the Armed Forces along with many other NFL players as the nation went to war. With rosters depleted, Rooney merged the Steelers with the Philadelphia Eagles in 1943 (Phil-Pitt "Steagles") and with the Chicago Cardinals (Card-Pitt) in 1944.



Rooney hired legendary Pitt coach Jock Sutherland in 1946, and Dudley returned from the war to earn NFL MVP honors, leading the League in rushing, interceptions and punt returns. Today, Dudley is a member of the Pro Football Hall of Fame.


Sutherland led the 1947 Steelers to an 8-4 record and a share of the Eastern division title, but they lost their first-ever postseason game 21-0 to Philadelphia. Sutherland died suddenly the following spring while on a scouting trip.

1950s Succeeding Sutherland, John Michelosen was head coach for the 1948-51 seasons, compiling a 20-26-2 record. In 1952, Joe Bach returned for his second stint with the Steelers, having coached the team previously in 1935-36. The Steelers became the last team to abandon the single wing for the T-formation in 1952.

Bach resigned for health reasons following the 1954 season and was replaced by assistant coach Walt Kiesling, who had been the Steelers' head coach twice previously. Kiesling's three stints covered the 1939-40, 1941-44 and the 1954-56 campaigns.

**1957**

Lowell Perry becomes the NFL's first African-American assistant coach.

**1938**

Byron "Whizzer" White was paid an unheard-of \$15,800 to play one season for the Steelers.

**1940**

The Pittsburgh Pirates are officially renamed the Pittsburgh Steelers.

**1943**

The Pittsburgh Steelers merge with the Philadelphia Eagles to form the "Steagles" as many rosters were depleted due to World War II.

1947

December 21 – The Steelers play their first postseason game, a 21-0 setback to the Philadelphia Eagles in the Eastern Division Playoffs.

1942

November 22 – The Steelers defeat the Chicago Cards 19-3 to clinch their first winning season in team history.

1944

The Pittsburgh Steelers merge with the Chicago Cardinals (Card-Pitt) as many rosters were still depleted due to World War II.

Steelers History

1960s Buddy Parker was named head coach in 1957 and over the next eight years he led the Steelers to five non-losing seasons. Hall of Fame quarterback Bobby Layne led the team through three of those campaigns, leading the Steelers to a 9-5 mark and a playoff game versus Detroit in 1962, which the Steelers lost 17-10. Parker completed his tenure with a 51-48-6 record and ranks fourth among all-time Steelers coaches for career wins.

On October 25, 1964, the Steelers made team history when they retired jersey No. 70 in honor of former defensive tackle Ernie Stautner. Stautner, who was inducted into the Pro Football Hall of Fame in 1969, became the first Steelers player to have his jersey retired.

Brief head coaching stints by Mike Nixon in 1965 and Bill Austin from 1966-68 preceded the hiring of 37-year-old Chuck Noll on January 27, 1969. Noll began to rebuild the Steelers through the draft, starting with the defense when he selected defensive tackle Joe Greene with his first choice in 1969. Today, Greene is a member of the Pro Football Hall of Fame, and joined Stautner as the only two players to have their jerseys retired by the team. Greene's No. 75 was officially retired on November 2, 2014.

70

1964

October 25 – The Steelers retire Ernie Stautner's No. 70, becoming the first jersey number to be retired in team history.



1969

January 27 – Chuck Noll is named head coach of the Steelers.



1969

January 28 – "Mean" Joe Greene is selected by the Steelers in the first round of the NFL Draft.



1970s A 1-13 record in 1969 gave the Steelers the first overall choice in the 1970 draft, with which Noll addressed the offense by selecting quarterback Terry Bradshaw, another Hall of Famer, after the Steelers won the first selection by winning a coin toss with the Chicago Bears. Cornerback Mel Blount was added in the third round that year, followed by linebacker Jack Ham in 1971 and running back Franco Harris in 1972. In all, Noll drafted 10 players who are now enshrined in the Hall of Fame including three in his first 20 picks and four of his first 38.



Two significant changes took place in 1970. The Steelers moved from the NFL Century Division to the AFC Central with the merger of the American Football League and the NFL. The Steelers also moved into a new home as Three Rivers Stadium opened. Previously, the Steelers had played home games at Forbes Field from 1933-57 and at both Forbes Field and Pitt Stadium from 1958-63. From 1964-69, the Steelers played at Pitt Stadium until Three Rivers opened in 1970.

Gradual improvement in the early 1970s resulted in the team's first division title in 1972 with an 11-3 record. In the first playoff game at Three Rivers, the Steelers defeated the Oakland Raiders 13-7 with Franco Harris' "Immaculate Reception" in the final minute. Despite a 21-17 loss the following week to the undefeated Miami Dolphins, the Steelers had reached a new plateau.

1970

August 28 – Pittsburgh defeats the New York Giants, 21-6, in the first preseason game at Three Rivers Stadium.



1970

September 20 – The Steelers fall to the Houston Oilers 19-7 in their first regular-season game at Three Rivers Stadium.

1970

The Pittsburgh Steelers move from the NFL Century Division to the AFC Central with the merger of the American Football League and the NFL.

1972

December 23 – The Steelers win their first playoff game in dramatic fashion with a 13-7 victory over the Oakland Raiders on Franco Harris' "Immaculate Reception."



Steelers History



SUPER BOWL X, Steelers 21, Cowboys 17

It took 40 years for the Steelers to finally win their first division title, but over the next decade they achieved a level of success unprecedented in professional football.

In 1973, the Steelers won a wild card playoff berth with a 10-4 record. Oakland avenged their loss from the previous year, however, with a 33-14 defeat of the Steelers in the playoffs.

The Steelers won their first of six consecutive AFC Central titles in 1974 and marched past Buffalo (32-14) and Oakland (24-13) en route to their first Super Bowl appearance in Super Bowl IX. The fierce Pittsburgh defense led the way to a 16-6 victory over the Minnesota Vikings, and Art Rooney was presented the Vince Lombardi Trophy for the first time.

In 1975, the Steelers won 11 straight games to finish 12-2 and claimed their second consecutive division crown. After defeating Baltimore (28-10) and Oakland (16-10) in the playoffs, the Steelers became the third team in NFL history, joining Green Bay and Miami, to win back-to-back Super Bowls with a 21-17 defeat of the Dallas Cowboys in Super Bowl X.

1974

January 29, 1974 – The Steelers select future Hall of Famers Lynn Swann (first round), Jack Lambert (second), John Stallworth (fourth) and Mike Webster (fifth) in the NFL Draft. Many consider it the best draft in NFL history. Following the draft, the Steelers also signed free agent Donnie Shell, who went on to become one of the team's all-time best safeties.



Lynn Swann



Jack Lambert



John Stallworth



Mike Webster

The 1976 Steelers struggled to a 1-4 start before reeling off nine straight victories, including five shutouts, to win the division with a 10-4 mark. They defeated Baltimore 40-14 in the playoffs, but lost to Oakland 24-7 after both starting running backs, Franco Harris and Rocky Bleier, were injured. The following year the Steelers dropped a 34-21 decision to Denver in the first round of the playoffs after posting a 9-5 regular-season record.

In 1978, the Steelers made history after a league-best 14-2 regular season and playoff wins versus Denver (33-10) and Houston (34-5). Their 35-31 Super Bowl XIII win versus Dallas made the Steelers the first team to win three Super Bowls.

Yet another standard was set the following year when the 1979 Steelers defeated the Los Angeles Rams 31-19 in Super Bowl XIV to make them the first team in history to win four Super Bowls and the only team to win back-to-back Super Bowls twice. The Super Bowl victory followed a 12-4 regular season and playoff wins versus Miami (34-14) and Houston (27-13). With six consecutive AFC Central crowns, eight straight years of playoff appearances and four Super Bowl championships, the Steelers were tagged the "Team of the Decade" for the 1970s.

The 1970's Steelers were tagged "Team of the Decade."



1975

January 12 – Pittsburgh defeats the Minnesota Vikings 16-6 to capture the team's first Super Bowl victory in Super Bowl IX in New Orleans' Tulane Stadium.



1975

Dan Rooney is named President of the Pittsburgh Steelers.

1979

January 21 – Pittsburgh defeats the Dallas Cowboys 35-31 in Super Bowl XIII in Miami, Fla., becoming the first team to win three Super Bowls.

1976

January 18 – The Steelers win their second consecutive league championship with a 21-17 victory over the Dallas Cowboys in Super Bowl X in Miami, Fla.



Steelers History

1980s As the 1980s opened, the Steelers stumbled, failing to make the playoffs in 1980 and 1981 with records of 9-7 and 8-8.

In 1982, the Steelers celebrated the team's 50th anniversary by qualifying for the playoffs with a 6-3 finish in a strike-interrupted season. During the season an anniversary banquet was held to commemorate the team's first 50 seasons and to honor the Steelers' all-time team as selected by fan voting. Thousands of fans were attracted to Pittsburgh for a week of activities and exhibits before the anniversary season was ended by San Diego's 31-28 win in the playoffs. This would be the last playoff game at Three Rivers Stadium until the 1992 season, a span of 10 years.

The 1983 Steelers won their eighth division title with a 10-6 record, but fell in the postseason, 38-10, to the Los Angeles Raiders. The following year the Steelers won their ninth division crown and the team advanced to the AFC Championship game with a 24-17 playoff win at Denver. A 45-28 loss to Miami in the AFC Championship game prevented the Steelers from a fifth Super Bowl appearance.

The Steelers' streak of 13 consecutive non-losing seasons came to an end in 1985 with a 7-9 finish, followed by a 6-10 record in 1986. Playoff hopes remained alive in 1987 until the Steelers lost their last two games to finish 8-7 during the strike-shortened season.

In 1988, the team suffered through its worst campaign in 19 years with a 5-11 record. The next season got off to a similar start with losses of 51-0 and 41-10 in the first two games. But the young team fought back to finish 9-7 and earn a wild card playoff berth on the season's final weekend. An exciting 26-23 overtime playoff win in Houston was followed by a heartbreaking 24-23 divisional playoff loss at Denver in which the Steelers led until the final minutes.



STEELERS
vs.
RAMS

1980

January 6 – The Steelers weather the Pittsburgh elements as they defeat the Houston Oilers at a rain-soaked Three Rivers Stadium to advance to Super Bowl XIV.



1990s A 9-7 finish in 1990 left the Steelers in a three-way tie for the AFC Central lead, but they were eliminated from playoff contention by a 2-4 division record. The 1991 team finished second in the division despite a 7-9 record, winning the last two games under Noll at home against the Cincinnati Bengals and Cleveland Browns.

On December 26, 1991, Noll announced his retirement from football after 39 consecutive seasons, the last 23 as the Steelers' head coach, which made him one of only four men to coach the same team for 23 consecutive years. He left as the fifth-winningest coach in NFL history with an overall record of 209-156-1, and as the only coach to win four Super Bowls. Noll was rewarded in 1993 with his election to the Pro Football Hall of Fame in his first year of eligibility.

A new era began in 1992 with the retirement of Noll and the arrival of 34-year-old Bill Cowher, the National Football League's youngest head coach at the time he assumed control. In the first season of the new era, the Steelers won the AFC Central division crown for the first time since 1984 with an 11-5 record. While the team enjoyed newfound success, Cowher was recognized by the Associated Press as the NFL's Coach of the Year and six Steelers were selected to the Pro Bowl, the most in more than a decade.

Under Cowher the Steelers became the first AFC team since the 1970 merger to claim its 10th division title. Their 11-5 record equaled the best in the conference and gave the Steelers home field advantage throughout the playoffs. However, in the first postseason game at Three Rivers Stadium in exactly 10 years, the Steelers were defeated by eventual AFC Champion Buffalo, 24-3.



►► Tony
Dungy

1984

Tony Dungy is named defensive coordinator for the Steelers, becoming the NFL's first African-American coordinator.


1980

January 20 – The Steelers win their fourth Super Bowl championship by defeating the Los Angeles Rams 31-19 in Super Bowl XIV in Pasadena, Calif. They would be named the "Team of the Decade" of the 1970s.

1987

August 8 – "Mean" Joe Greene becomes the first player of the 1970s Steelers' teams to be inducted into the Pro Football Hall of Fame.

Steelers History



1995 AFC Championship, Steelers 20, Colts 16

At 38, Bill Cowher became the youngest head coach to lead his team to a Super Bowl appearance in 1995. Along the way, Cowher's team captured their third AFC Central division title in four years, made their fourth straight playoff appearance and won the Steelers' first AFC title since 1979. After a first-round bye, they defeated the Buffalo Bills (40-21) and the Indianapolis Colts (20-16), before losing to the Dallas Cowboys 27-17 in Super Bowl XXX in Tempe, Ariz.

In 1996, the Steelers finished 10-6 and earned their fifth consecutive trip to the playoffs. Cowher ended the season with 57 career victories, ranking him as the second winningest coach in team history, behind his predecessor Noll.

The Steelers captured their fourth consecutive AFC Central title in 1997 while posting an 11-5 record. They were one play away from earning their sixth Super Bowl appearance but lost to Denver 24-21 in the AFC Championship game.

In 1998, the Steelers finished a disappointing 7-9, losing their last five regular-season games and missing the playoffs for the first time under Cowher.

The Steelers suffered their second consecutive losing season in 1999, when their record fell to 6-10.

STEELERS HISTORY

In 1992, 34-year-old Bill Cowher became the National Football League's youngest head coach at the time.

In his first season, the Steelers won the AFC Central division crown for the first time since 1984.

In 1993, the Steelers earned a wild card playoff berth, marking their first consecutive playoff appearances since the 1983-84 seasons. A 9-7 record was good for second place in the division, but the season ended in a 27-24 overtime loss at Kansas City in the AFC Wild Card game.

The 1994 Steelers won seven of their final eight regular-season games for their strongest finish since 1978. They captured their second division title in three years with an AFC-best 12-4 record. After a 29-9 victory over the Cleveland Browns in the first round of the playoffs, Pittsburgh hosted its first AFC Championship game since 1979. The game went down to the wire and the Steelers lost to the San Diego Chargers 17-13.



1988

August 25 – Art Rooney Sr. passes away at the age of 87 following a stroke.

1991
December 26 – Chuck Noll announces his retirement.



1992
January 21 – Bill Cowher is named head coach of the Pittsburgh Steelers.

1996
January 28 – The Steelers fall to the Dallas Cowboys 27-17 in Super Bowl XXX in Phoenix, Ariz.
Pictured: Neil O'Donnell

Steelers History

2000s After starting the 2000 season with a 0-3 record, the Steelers rebounded to finish the year at 9-7 and barely missed the playoffs.

However, 2000 will be remembered most for being the final season for the Steelers at Three Rivers Stadium. The Steelers were 4-4 during their final season at Three Rivers Stadium, including victories in four of their final six home games. The Steelers won their final game at Three Rivers 24-3 against the Washington Redskins on Dec. 16.

The Steelers finished 31 seasons at Three Rivers Stadium (1970-2000) with a 182-72 home record, including the postseason. The Steelers recorded their largest regular-season home attendance figures (440,428) since 1998 in the final season, including a season-high 58,183 fans during the final game in stadium history.

The Steelers began a new era in team history in 2001 with the opening of their new stadium, Heinz Field. The Steelers posted an AFC-best 13-3 regular-season record, including a 7-1 mark at home, and advanced to the AFC Championship Game.

The inaugural game at Heinz Field was originally scheduled to be a nationally televised Sunday Night game on Sept. 16. However, the September 11 terrorist attacks on America forced the NFL to postpone all games that weekend — which were eventually rescheduled for the end of the season. As a result, the Steelers opened Heinz Field on Sunday, Oct. 7 with a 16-7 win against the Cincinnati Bengals.



2003

Art Rooney II is named President of the Pittsburgh Steelers.

The Steelers defeated the defending Super Bowl Champion Baltimore Ravens 27-10 in the AFC Divisional Playoffs, in the first-ever postseason game played at Heinz Field. However, they suffered a disappointing 24-17 loss at home in the AFC Championship Game to the eventual Super Bowl Champion New England Patriots.

After an 0-2 start in 2002, the Steelers rallied to make the playoffs for the second consecutive season. However, the team's Super Bowl hopes ended when they lost, 34-31, in overtime to the Tennessee Titans on the road.

.714 Home Win Percentage



2000

July 29 – Dan Rooney is inducted into the Pro Football Hall of Fame.

2000

December 16 – The Steelers defeat the Washington Redskins 24-3 in the final game at Three Rivers Stadium.



2001



August 25 – Pittsburgh defeats the Detroit Lions 20-7 in its first preseason game at Heinz Field.

2003

October 26 – The Steelers host the St. Louis Rams at Heinz Field, marking the 1,000th game in team history.

Steelers History

The Steelers began the 2003 season with a 34-15 victory against AFC North rival Baltimore Ravens. However, the team never regained that magic and finished the year with a 6-10 record and missed the playoffs for the first time in three seasons.

The Steelers set a team record in 2004 by becoming the first AFC team to win 15 games (15-1) in the regular season. They ultimately advanced to the AFC Championship Game where they lost to the New England Patriots, 41-27. Nine Steelers were selected to play in the AFC-NFC Pro Bowl, the team's most since the 1979 season.

Pittsburgh found itself sitting at 7-5 after 12 games in 2005, but rallied to win its final four regular-season games to earn the AFC's sixth seed in the playoffs. The Steelers then won an unprecedented three straight road playoff games to gain a berth in Super Bowl XL in Detroit versus the Seattle Seahawks.



2006

February 5 – The Pittsburgh Steelers win their fifth Super Bowl title with a 21-10 victory over the Seattle Seahawks in Super Bowl XL in Detroit.



2007

January 5 – Bill Cowher steps down as head coach of the Pittsburgh Steelers.

January 22 – Mike Tomlin is named head coach of the Pittsburgh Steelers.



MIKE TOMLIN was hired on *January 22, 2007*.

The Steelers captured their fifth Super Bowl title with a 21-10 victory over the Seahawks as wide receiver Hines Ward was named MVP, finishing with five receptions for 123 yards. Ward also hauled in a game-clinching 43-yard TD pass from Antwaan Randle El on a gadget play midway through the fourth quarter.

The 2006 season saw the Bill Cowher era come to an end with the Steelers finishing the season winning six of their final eight games to post an 8-8 record on the year.

On January 5, 2006, Bill Cowher resigned as Steelers head coach with a 161-99-1 overall record, second-best in team history.

The Steelers hired 34-year old Mike Tomlin as the team's head coach on January, 22, 2007, becoming the NFL's youngest head coach at the time.



STEELERS HISTORY

James Harrison's 100-yard interception return for a touchdown is the longest interception return in Super Bowl history and helped the Steelers earn their sixth title.

2009

February 1 – The Steelers establish an NFL record by winning their sixth Super Bowl title with a 27-23 victory over the Arizona Cardinals in Super Bowl XLIII in Tampa, Fla.



2011

January 23 – The Steelers host the N.Y. Jets in the AFC Championship Game at Heinz Field.

Steelers *History*

▶▶▶ Mike Tomlin



Tomlin became the second first-year coach in team history to make the playoffs in 2007. The Steelers finished with a 10-6 overall record and won the AFC North division title.

Tomlin became the first coach in franchise history to win a division title in each of his first two seasons when the Steelers captured their second consecutive AFC North division title with a 12-4 record in 2008. They went on to defeat the San Diego Chargers and Baltimore Ravens to gain a berth in Super Bowl XLIII in Tampa, Fla., versus the Arizona Cardinals.

The Steelers became the first NFL franchise to capture six Super Bowl titles when they defeated the Cardinals 27-23. With the victory, Tomlin became the youngest coach to win a Super Bowl in NFL history (36 years, 323 days). Wide receiver Santonio Holmes was named MVP after hauling in the game-winning six-yard touchdown pass from Ben Roethlisberger with 35 seconds remaining in regulation.

2012

The Steelers celebrate their 80th season in the NFL.



2011

February 6 – The Steelers fall short in their quest for their seventh Super Bowl, losing 31-25 to the Green Bay Packers in Super Bowl XLV.

2014

The Steelers celebrate the 40th Anniversary of the team's first championship and honor late head coach Chuck Noll.



The Steelers added to their legacy, making it all the way to Super Bowl XLV after a 12-4 record during the 2010 season. The Steelers could not overcome an early 18-point deficit and fell to the Green Bay Packers 31-25. Despite the loss, the Steelers still hold the NFL record for most Super Bowl victories with six.

The team donned a CHN commemorative patch in honor of the late Chuck Noll during the 2014 season. The team also retired Joe Greene's No. 75, all during its year of celebrating the team's 40th anniversary of its first championship with a uniform patch in 2014.

On April 13, 2017, the Steelers lost their Hall of Fame owner and Chairman, Ambassador Dan Rooney. The team donned a commemorative patch in honor of the late Mr. Rooney throughout the 2017 season.

1932 - 2017

DANIEL M. ROONEY



2014

The Steelers retire Joe Greene's #75, only the second number in franchise history to be retired





Pittsburgh 16



Minnesota 6

January 12, 1975 Tulane Stadium (80,997)


NEW ORLEANS — The Steelers made their first appearance in the Super Bowl and captured their first NFL Championship with a 16-6 victory over Minnesota.

The veteran Vikings, meanwhile, had been to the Super Bowl twice before. The Vikings had a savvy leader in QB Fran Tarkenton. The Steelers had a strong defense but their quarterback, Terry Bradshaw, was unproven.

The first half was dominated by defense. Pittsburgh concentrated on the middle of the Minnesota offensive line. One defensive tackle, Ernie Holmes, played over Vikings' Mick Tingelhoff, while the other tackle, Joe Greene, lined up at an angle pointed directly at Tingelhoff. Holmes sometimes took on the Vikings' center directly, allowing Greene to knife through and pursue Tarkenton. At other times, Greene would smash into Tingelhoff while Holmes looped behind him.

The only score in the first half was a safety registered by the Steelers. Fran Tarkenton fumbled a handoff to Dave Osborn, scrambled to recover the ball in the end zone, and was downed by Pittsburgh's Dwight White.

Leading 2-0, Pittsburgh kicked to Minnesota to open the second half and Vikings running back Bill Brown fumbled and Marv Kellum recovered for Pittsburgh at the Minnesota 30. The Steelers took four plays to go the distance, with Franco Harris taking the ball in from the 9-yard line.

Harris was named game MVP. He ran for 158 yards on 34 tries, while Rocky Bleier added 65 yards on 17 carries. Minnesota, meanwhile, managed only 17 yards rushing.

Denied on the ground, the Vikings weren't much better in the air. Tarkenton, under constant pressure from Greene, Holmes, White and L.C. Greenwood, completed only 11-of-26 attempts for 102 yards—an average of fewer than four yards per pass.

Despite their dominance, Pittsburgh's 9-0 lead was far from safe, and it narrowed to 9-6 in the final quarter when Matt Blair blocked Bobby Walden's punt, and Terry Brown recovered it in the end zone.

After that touchdown, Pittsburgh put the game on ice with a drive that began on its 34. The big play of the drive was a 30-yard toss from Bradshaw to Larry Brown, who later scored the final touchdown.

Soon after the ensuing kickoff, Pittsburgh's Mike Wagner intercepted a Tarkenton pass, and the Steelers held possession until the game was nearly over.

Game Summary

	1	2	3	4	F
STEELERS	0	2	7	7	16
Vikings	0	0	0	6	6

TEAM	Q	TIME	PLAY	DRIVE	SCORE
PIT	2	7:51	Safety (White downed Tarkenton in end zone)	— ; —	2-0
PIT	3	13:25	Harris 9 yd. run (Gerela kick)	4-30; 1:24	9-0
MIN	4	10:33	Brown recovered blocked punt (Kick failed)	— ; —	9-6
PIT	4	3:31	Brown 4 yd. pass from Bradshaw (Gerela kick)	11-66; 6:47	16-6

Team Statistics

	Steelers	Vikings
1st Downs	17 (11-5-1)	9 (2-5-2)
3rd Downs	7-18 (39%)	5-12 (42%)
4th Downs	0-2 (0%)	0-0 (0%)
Total Net Yards	333	119
Plays-Avg.	73-4.6	47-2.5
Rushing Yards	249	17
Rush Att.-Avg.	57-4.4	21-0.8
Net Passing	84	102
Att.-Comp.-Int.	14-9-0	26-11-3
Sacks By	0-0	2-12
Punts-Avg.	7-34.7	6-37.2
Penalties	8-122	4-18
Fumbles-Lost	4-2	3-2
Time of Poss.	38:47	21:13

Individual Statistics

RUSHING **Pit.** — Harris 34-158, 1 TD; Bleier 17-65; Bradshaw 5-33; Swann 1(-7).

Min. — Foreman 12-18; Tarkenton 1-0; Osborn 8(-1).

PASSING **Pit.** — Bradshaw 14-9-0, 96, 1 TD.

Min. — Tarkenton 26-11-3, 102.

RECEIVING **Pit.** — Brown 3-49, 1 TD; Stallworth 3-24; Bleier 2-11; Lewis 1-12.

Min. — Foreman 5-50; Voigt 2-31; Osborn 2-7; Gilliam 1-16; Reed 1(-2).



January 18, 1976 Miami Orange Bowl (80,197)



MIAMI — What were, at the time, the two most popular teams in the NFL met in Super Bowl X, and the contrast between their styles was as great as the hue of their jerseys.

The glitzy, white-clad Dallas Cowboys—"America's Team"—combined a high-tech offense and a state-of-the-art flex defense to put on a dazzling show each Sunday. They were easy to like, and for once, they even had something of an underdog aura, having reached the Super Bowl as a Wild Card team. The black-clad Pittsburgh Steelers, out to defend their Super Bowl victory of the year before, lived by a Steel-hard defense occasionally spelled by a grind-it-out running attack that would have been at home in the NFL of the 1930s.

The Cowboys struck first when Roger Staubach zeroed in on Drew Pearson for a 29-yard touchdown pass.

Before the end of the first quarter, Pittsburgh evened the score on a seven-yard pass from Terry Bradshaw to Randy Grossman. Setting up the score was a 32-yard pass to Lynn Swann, whose health was questionable because of a concussion he had suffered in the AFC Championship Game. Swann outleaped a Dallas defender, then magically kept both feet inside the sideline to make the catch.

Dallas reclaimed the lead at 10-7 only 15 seconds into the second quarter when Toni Fritsch booted a 36-yard field goal.

Later, Pittsburgh's Roy Gerela, playing at less than 100 percent because of a cracked rib he suffered making a tackle on the opening kickoff, shanked a field-goal try and Dallas went to the locker room with a 10-7 lead.

Defense continued to dominate in the scoreless third quarter. Pittsburgh sacked Staubach seven times during the game and forced him to scramble on numerous occasions. Moreover, they pressured him into an uncharacteristic three interceptions.

One of the interceptions set up another field-goal try by Gerela, but he pulled it left from 33 yards. Dallas' Cliff Harris mockingly patted him on the helmet, only to be unceremoniously dumped on his hip pads by irate Steeler Jack Lambert. The inspired Steelers dominated after that.

In the fourth quarter, Steelers' reserve Reggie Harrison blocked Mitch Hoopes's punt. The ball rolled through the end zone for a safety to cut the Cowboys' lead to 10-9. Gerela, who'd donned a corset to protect his ribs, regained his kicking touch with field goals of 36 and 18 yards to put the Steelers in front 15-10.

With 3:02 left in the game, Bradshaw lofted a long pass to game MVP Swann, who caught the ball at the five and took it over the goal line to complete a 64-yard lightning strike. Swann finished the day with 161 yards on four catches, a 40.3 average-per-catch. Gerela missed the extra point.

It took Staubach only 1:14 to get the touchdown back, completing a drive with a 34-yard bulls-eye to Percy Howard—the only pass Howard caught during his entire career.

Terry Hanratty replaced Bradshaw, still woozy from the hit suffered after his touchdown pass to Swann, but the Steelers were stalled on a fourth-and-nine at the Dallas 41 with almost a minute and a half to go. Coach Noll feared a blocked kick and called for a Rocky Bleier run that gained only two yards. Noll was gambling that his defense could stop the Cowboys.

Trailing only 21-17, Staubach had the ball back with more time than he usually needed to negotiate 61 yards. The Cowboys reached Pittsburgh's 38. With five seconds left, Staubach launched his final pass into the end zone. Pittsburgh's Mike Wagner batted the ball, which was intercepted by Glen Edwards and the Steelers had their second consecutive Super Bowl victory.

Game Summary

	1	2	3	4	F
Cowboys	7	3	0	7	17
STEELERS	7	0	0	14	21

TEAM	Q	TIME	PLAY	DRIVE	SCORE
DAL	1	10:24	D. Pearson 29 yd. pass from Staubach (Fritsch kick)	1-24; 0:08	0-7
PIT	1	5:57	Grossman 7 yd. pass from Bradshaw (Gerela kick)	8-67; 4:16	7-7
DAL	2	14:45	Fritsch 36 yd. FG	11-46; 6:01	7-10
PIT	4	11:28	Safety (Harrison blocks kick)	—; —	9-10
PIT	4	8:41	Gerela 36 yd. FG	7-25; 2:36	12-10
PIT	4	6:37	Gerela 18 yd. FG	4-6; 1:45	15-10
PIT	4	3:06	Swann 64 yd. pass from Bradshaw (Kick failed)	3-70; 1:23	21-10
DAL	4	1:48	Howard 34 yd. pass from Staubach (Fritsch kick)	5-80; 1:06	21-17

Team Statistics

	Cowboys	Steelers
1st Downs	14 (6-8-0)	13 (7-6-0)
3rd Downs	4-15 (28%)	8-21 (38%)
4th Downs	1-1 (100%)	0-3 (0%)
Total Net Yards	270	339
Plays-Avg.	62-4.4	67-5.1
Rushing Yards	108	149
Rush Att.-Avg.	31-3.5	46-3.2
Net Passing	162	190
Att.-Comp.-Int.	24-15-3	19-9-0
Sacks By	2-19	7-42
Punts-Avg.	7-35.0	4-39.8
Penalties	2-20	0-0
Fumbles-Lost	4-0	4-0
Time of Poss.	30:30	29:30

Individual Statistics

RUSHING Dal. — Newhouse 16-56; Staubach 5-22; Dennison 5-16; Pearson 5-14.

Pit. — Harris 27-82; Bleier 15-51; Bradshaw 4-16.

PASSING Dal. — Staubach 24-15-3, 204, 2 TDs.

Pit. — Bradshaw 19-9-0, 209, 2 TDs.

RECEIVING Dal. — P. Pearson 5-53; Young 3-31, 1 TD; D. Pearson 2-59, 1 TD; Newhouse 2-12; Howard 1-34, 1 TD; Fugett 1-9; Dennison 1-6.

Pit. — Swann 4-161, 1 TD; Stallworth 2-8; Harris 1-26; Grossman 1-7, 1 TD; Brown 1-7.



Pittsburgh 35



Dallas 31

January 21, 1979 Miami Orange Bowl (78,656)

MIAMI — This was more than just the first rematch in Super Bowl history: It re-staged what many still consider the most enjoyable and dramatic Super Bowl battle to that point. Opportunity—recognizing it and capitalizing on it—was the theme. Failure to embrace it would play a hand, too. It was the Steelers, though, who managed a 35-31 victory.

Dallas had its chances. The Cowboys took a 14-7 lead in the second quarter when linebacker Mike Hegman simply took the ball away from Steelers QB Terry Bradshaw and ran 37 yards to score. But Bradshaw countered immediately with a 75-yard touchdown strike to John Stallworth.

In the third quarter, trailing 21-14, Dallas marched from its 42 to the Steelers' 10. On third-and-three, Cowboys QB Roger Staubach saw TE Jackie Smith alone in the end zone. Smith slipped and fell reaching for Staubach's pass and Dallas settled for a 27-yard field goal.

Pittsburgh scored two touchdowns early in the fourth quarter—a 22-yard run by Franco Harris and an 18-yard pass from Bradshaw to Swann. Harris' score followed a pass-interference call against Dallas CB Benny Barnes, who was covering Swann. The mistake cost the Cowboys 33 yards. Dallas did score touchdowns with 2:27 and 22 seconds to play, on passes from Staubach to TE Billy Joe Dupree and Butch Johnson, but Pittsburgh held on to win, 35-31. The two teams set a Super Bowl record for points scored.

With the victory, the Steelers became the first team to win three Super Bowls.

Game Summary

	1	2	3	4	F
STEELERS	7	14	0	14	35
Cowboys	7	7	3	14	31

TEAM	Q	TIME	PLAY	DRIVE	SCORE
PIT	1	9:47	Stallworth 28 yd. pass from Bradshaw (Gerela kick)	7:35; 3:12	7-0
DAL	1	0:00	Hill 39 yd. pass from Staubach (Septien kick)	3:41; 1:00	7-7
DAL	2	12:08	Hegman 37 yd. fumble recovery return (Septian kick)	—;—	7-14
PIT	2	10:25	Stallworth 75 yd. pass from Bradshaw (Gerela kick)	3:75; 1:43	14-14
PIT	2	0:26	Bleier 7 yd. pass from Bradshaw (Gerela kick)	5:56; 1:15	21-14
DAL	3	2:56	Septien 27 yd. FG	10:32; 4:52	21-17
PIT	4	7:10	Harris 22 yd. run (Gerela kick)	8:88; 4:58	28-17
PIT	4	6:51	Swann 18 yd. pass from Bradshaw (Gerela kick)	1:18; 0:07	35-17
DAL	4	2:23	DuPree 7 yd. pass from Staubach (Septien kick)	8:89; 4:24	35-24
DAL	4	0:22	Johnson 4 yd. pass from Staubach (Septien kick)	9:52; 2:05	35-31

Team Statistics

	Steelers	Cowboys
1st Downs	19 (2-15-2)	20 (6-13-1)
3rd Downs	9-15 (60%)	9-16 (56%)
4th Downs	0-0 (0%)	1-1 (100%)
Total Net Yards	357	317
Plays-Avg.	58-6.2	67-4.7
Rushing Yards	66	141
Rush Att.-Avg.	24-2.8	32-4.4
Net Passing	291	176
Att.-Comp.-Int.	30-17-1	30-17-1
Sacks By	5-52	4-27
Punts-Avg.	3-43.0	5-39.6
Penalties	5-35	9-89
Fumbles-Lost	2-2	3-2
Time of Poss.	26:05	33:55

Individual Statistics

RUSHING Pit. — Harris 20-68, 1 TD; Bleier 2-3; Bradshaw 2(-5).

Dal. — Dorsett 15-96; Newhouse 8-3; Pearson 1(-13); Staubach 4-37; Pearson 1-6; Laidlaw 3-12.

PASSING Pit. — Bradshaw 30-17-1, 318, 4 TDs.

Dal. — Staubach 30-17-1, 228, 3 TDs.

RECEIVING Pit. — Swann 7-154, 1 TD; Stallworth 3-115, 2 TDs; Grossman 3-29; Harris 1-22; Bleier 1-7, 1 TD; Bell 2-21.

Dal. — Dorsett 5-44; Pearson 4-73; Hill 2-49, 1 TD; Johnson 2-30, 1 TD; Dupree 2-17, 1 TD; P Pearson 2-15.



Pittsburgh 31



Los Angeles 19

January 20, 1980 *Rose Bowl Stadium (103,985)*


PASADENA, Calif. — There was a moment of heroism and self-sacrifice when an old warrior, Los Angeles Rams' Jack Youngblood, announced his intention to play in his team's first Super Bowl despite a fractured leg.

There was a rush of "What if?" euphoria as the underdog Rams took a 19-17 lead into the fourth quarter.

And there was cold reality: Pittsburgh, a team with as much patience as talent, struck quickly and surely for two touchdowns in the fourth quarter and it was over. The 31-19 victory was the Steelers' fourth in the Super Bowl in only six seasons.

The signature image of Super Bowl XIV is of Steelers' John Stallworth at the Rams' 32, looking back over his head for a lofty Terry Bradshaw pass, catching it in stride just over the outstretched arms of Rams' Rod Perry, and continuing into the end zone for a 73-yard touchdown.

The Steelers had taken the lead and then surrendered it in the third quarter. Bradshaw hit Lynn Swann over the middle for a 47-yard score. The Rams came back with a 24-yard halfback pass from Lawrence McCutcheon to Ron Smith that made it 19-17 before Bradshaw-to-Stallworth put Pittsburgh ahead for good.

Los Angeles intercepted Bradshaw three times, but it was the Steelers' lone interception—by Jack Lambert—that punctuated the ending. With the score 24-19 and the Rams driving, Lambert intercepted a pass from QB Vince Ferragamo at the Pittsburgh 14.

For the second year in a row, Bradshaw was named the game's most valuable player after passing for 309 yards and two touchdowns.

Game Summary

	1	2	3	4	F
Rams	7	6	6	0	19
STEELERS	3	7	7	14	31

TEAM	Q	TIME	PLAY	DRIVE	SCORE
PIT	1	7:31	Bahr 41 yd. FG	11:55; 5:05	3-0
LA	1	2:44	Bryant 1 yd. run (Corral kick)	8:59; 4:41	3-7
PIT	2	12:52	Harris 1 yd. run (Bahr kick)	9:53; 4:40	10-7
LA	2	7:21	Corral 31 yd. FG	11:67; 5:23	10-10
LA	2	0:14	Corral 45 yd. FG	9:12; 2:51	10-13
PIT	3	12:12	Swann 47 yd. pass from Bradshaw (Bahr kick)	5:61; 2:48	17-13
LA	3	10:15	Smith 24 yd. pass from McCutcheon (Kick failed)	4:77; 1:49	17-19
PIT	4	12:04	Stallworth 73 yd. pass from Bradshaw (Bahr kick)	3:75; 0:55	24-19
PIT	4	1:49	Harris 1 yd. run (Bahr kick)	7:70; 3:35	31-19

Team Statistics

	Rams	Steelers
1st Downs	16 (6-9-1)	19 (8-10-1)
3rd Downs	6-16 (38%)	9-14 (64%)
4th Downs	1-2 (50%)	0-0 (0%)
Total Net Yards	301	393
Plays-Avg.	59-5.1	58-6.8
Rushing Yards	107	84
Rush Att.-Avg.	29-3.7	37-2.3
Net Passing	194	309
Att.-Comp.-Int.	26-16-1	21-14-3
Sacks By	0-0	4-42
Punts-Avg.	5-44.0	2-42.5
Penalties	2-26	6-65
Fumbles-Lost	0-0	0-0
Time of Poss.	29:30	30:30

Individual Statistics

RUSHING **L.A.** — Tyler 17-60; Bryant 6-30, 1 TD; McCutcheon 5-10; Ferragamo 1-7.
Pit. — Harris 20-46, 2 TDs; Bleier 10-25; Bradshaw 3-9; Thornton 4-4.

PASSING **L.A.** — Ferragamo 25-15-1, 212; McCutcheon 1-1-0, 24, 1 TD.
Pit. — Bradshaw 21-14-3, 309, 2 TDs.

RECEIVING **L.A.** — Waddy 3-75; Bryant 3-21; Tyler 3-20; Dennard 2-32; Nelson 2-20; Hill 1-28; Smith 1-24, 1 TD; McCutcheon 1-16.
Pit. — Swann 5-79, 1 TD; Stallworth 3-121, 1 TD; Harris 3-66; Cunningham 2-21; Thornton 1-22.



Dallas 27



Pittsburgh 17

January 28, 1996 Sun Devil Stadium (76,347)


TEMPE, Ariz. — After producing 10 lopsided outcomes in its last 12 editions, the Super Bowl was due for some drama. Pittsburgh was up to the task and made a game of it, but the game turned on two interceptions by the game's Most Valuable Player, Dallas' Larry Brown as the Steelers fell to the Cowboys, 27-17.

The first of Brown's interceptions came midway through the third quarter. No Steelers receiver was within 10 yards when Brown accepted Neil O'Donnell's misfired pass at the Cowboys' 38 and returned it 44 yards to the Steelers' 18. Troy Aikman's pass to Michael Irvin took Dallas to the one, and Emmitt Smith scored to give the Cowboys a 20-7 lead.

The Steelers made it 20-10 with Norm Johnson's 46-yard field goal, and then recovered an onside kick. They reduced the gap to 20-17 when Bam Morris scored from the one with 6:36 to play. With 4:15 left, Pittsburgh had the ball again at its 32 after forcing Dallas to punt.

Two plays later, Brown intercepted O'Donnell at the Steelers' 39 and returned it to the six. Smith scored from the 4-yard line two plays later, and the Cowboys had locked up their record-tying fifth Super Bowl. The Steelers never led, and Dallas scored on its first three possessions—a three-yard pass from Aikman to tight end Jay Novacek and two field goals by Chris Boniol—for a 13-0 lead. Shortly before halftime, the Steelers made it 13-7 when O'Donnell threw a six-yard touchdown pass to Yancey Thigpen.

The statistical irony of the day was that O'Donnell entered the game as the NFL's career leader in fewest interceptions per pass attempt. On the game's final play, he was intercepted for the third time.

Game Summary

	1	2	3	4	F
Cowboys	10	3	7	7	27
STEELERS	0	7	0	10	17

TEAM	Q	TIME	PLAY	DRIVE	SCORE
DAL	1	12:05	Boniol 42 yd. FG	7-47; 2:55	0-3
DAL	1	5:03	Novacek 3 yd. pass from Aikman (Boniol kick)	8-75; 4:35	0-10
DAL	2	6:03	Boniol 35 yd. FG	14-62; 8:44	0-13
PIT	2	0:13	Thigpen 6 yd. pass from O'Donnell	13-54; 3:39	7-13
DAL	3	6:42	Smith 1 yd. run (Boniol kick)	2-18; 0:36	7-20
PIT	4	11:20	Johnson 46 yd. FG	11-52; 4:13	10-20
PIT	4	6:36	Morris 1 yd. run (Johnson kick)	9-52; 4:44	17-20
DAL	4	5:43	Smith 4 yd. run (Boniol kick)	2-6; 0:18	17-27

Team Statistics

	Cowboys	Steelers
1st Downs	15 (5-10-0)	25 (9-15-1)
3rd Downs	2-10 (20%)	9-19 (47%)
4th Downs	1-1 (100%)	2-4 (50%)
Total Net Yards	254	310
Plays-Avg.	50-5-1	84-3-7
Rushing Yards	56	103
Rush Att.-Avg.	25-2-2	31-3-3
Net Passing	198	207
Att.-Comp.-Int.	23-15-0	49-28-3
Sacks By	4-32	2-11
Punts-Avg.	5-38-2	4-44-8
Penalties	5-25	2-15
Fumbles-Lost	0-0	2-0
Time of Poss.	26:11	33:49

Individual Statistics

RUSHING Dal. – Smith 18-49, 2 TDs; Johnston 2-8; Williams 1-2; Aikman 4(-3).
Pit. – Morris 19-73, 1 TD; Pegram 6-15; Stewart 4-15; O'Donnell 1-0; Williams 1-0.

PASSING Dal. – Aikman 23-15-0, 209, 1 TD.
Pit. – O'Donnell 49-28-3, 239, 1 TD.

RECEIVING Dal. – Irvin 5-76; Novacek 5-50-1 TD; Williams 2-29; Sanders 1-47; Johnston 1-4; Smith 1-3.
Pit. – Hastings 10-98; Mills 8-78; Thigpen 3-19, 1 TD; Morris 3-18; Holliday 2-19; Williams 2-7.



Pittsburgh 21



Seattle 10

February 5, 2006 Ford Field (68,206)



DETROIT, Mich. — Pittsburgh won its fifth Super Bowl title as it captured a 21-10 victory over the Seattle Seahawks at Ford Field. The Steelers' fifth title matched the most in NFL history (S.F. 49ers and Dallas Cowboys).

Backed by a predominantly Pittsburgh crowd, the Steelers were led by Super Bowl MVP Hines Ward, who finished with a game-high 123 receiving yards on five catches (24.6 avg.) with one touchdown.

Pittsburgh struggled offensively in the first quarter as it failed to gain a first down, but found itself down only 3-0 after Seattle's Josh Brown booted a 47-yard field goal with 22 seconds remaining in the opening period.

The Steelers' offense came to life briefly on their first drive of the second quarter, but it was stalled as Ben Roethlisberger was picked off by the Seahawks' Michael Boulware.

Pittsburgh's defense continued to buckle down and halt any Seattle chances of extending its lead throughout the second quarter.

The Steelers finally got on the board late in the half as Roethlisberger dove into the end zone for a one-yard touchdown run, giving Pittsburgh a 7-3 halftime lead. It was his second postseason rushing touchdown and the first-ever by a Steelers' quarterback in a Super Bowl.

Pittsburgh stretched its lead to 14-3 on the second play of the second half as Willie Parker darted 75 yards for a score. The 75-yard run was the longest in Super Bowl history, surpassing L.A. Raider Marcus Allen's 74-yard run against Washington in Super Bowl XVIII.

After a missed field goal by Brown on Seattle's first drive of the second half, the Steelers appeared on the verge of breaking the game open by driving to the Seahawks' 7-yard line on the ensuing drive. However, Roethlisberger threw an interception at the 4-yard line to Kelly Herndon, which he returned 76 yards to the Pittsburgh 20. Three plays later Seattle scored on a 16-yard pass from Matt Hasselbeck to Jerramy Stevens to cut the lead to 14-10.

The Seahawks had an opportunity to take the lead early in the fourth quarter before Hasselbeck was picked off by Ike Taylor at the Steelers' 5-yard line. Taylor finished with a team-best seven tackles.

Pittsburgh all but sealed the game on a gadget play. Antwaan Randle El took a reverse handoff and threw a 43-yard strike to Ward, pushing the Pittsburgh lead to 21-10 with 8:56 left in the game. Randle El's touchdown pass was the first by a wide receiver in Super Bowl history.

The Steelers' defense clamped down on the final two Seattle possessions to post the victory. Pittsburgh's defense racked up three sacks.

Roethlisberger became the youngest starting quarterback to win a Super Bowl and finished 9-of-21 for 123 yards. Parker finished with a team-high 93 yards on 10 carries, while Jerome Bettis added 43 yards on 14 rushes.

Game Summary

	1	2	3	4	F
Seahawks	3	0	7	0	10
STEELERS	0	7	7	7	21

TEAM	Q	TIME	PLAY	DRIVE	SCORE
SEA	1	0:22	Brown 47 yd. FG	7:22; 3:39	0-3
PIT	2	1:55	Roethlisberger 1 yd. run (Reed kick)	11:59; 6:20	7-3
PIT	3	14:38	Parker 75 yd. run (Reed kick)	2:75; 0:22	14-3
SEA	3	6:45	Stevens 16 yd. pass from Hasselbeck (Brown kick)	3:20; 0:53	14-10
PIT	4	8:56	Ward 43 yd. pass from Randle El (Reed kick)	4:56; 1:50	21-10

Team Statistics

	Seahawks	Steelers
First Downs	20 (5-15-0)	14 (6-8-0)
Third Downs	5-17 (29%)	8-15 (53%)
Fourth Downs	1-2 (50%)	0-0 (0%)
Total Net Yards	396	339
Plays-Avg.	77-5.1	56-6.1
Rushing Yards	137	181
Rush Att.-Avg.	25-5.5	33-5.5
Net Passing	259	158
Sacks	1-8	3-14
Att.-Comp.-Int.	49-26-1	22-10-2
Punts-Avg.	6-50.2	6-48.7
Penalties	7-70	3-20
Fumbles-Lost	0-0	0-0
Time of Poss.	33:02	26:58

Individual Statistics

RUSHING **Sea.** — Alexander 20-95; Hasselbeck 3-35; Strong 2-7.
Pit. — Parker 10-93, 1 TD; Bettis 14-43; Roethlisberger 7-25, 1 TD; Ward 1-18; Haynes 1-2.

PASSING **Sea.** — Hasselbeck 49-26-1, 273, 1 TD.
Pit. — Roethlisberger 21-9-2, 123; Randle El 1-1-0, 43, 1 TD.

RECEIVING **Sea.** — Ingram 6-70; Jurevicius 5-93; Jackson 5-50; Stevens 3-25, 1 TD; Strong 2-15; Hannam 2-12; Alexander 2-2; Morris 1-6.
Pit. — Ward 5-123, 1 TD; Randle El 3-22; Wilson 1-20; Parker 1-1.



Pittsburgh 27



Arizona 23

February 1, 2009 Raymond James Stadium (70,774)



TAMPA, Fla. — Trailing by three points with only 2:30 left in the fourth quarter, Ben Roethlisberger led the Steelers on an eight-play, 78-yard scoring drive, punctuated by a six-yard touchdown pass to Antonio Holmes to clinch their NFL-record sixth Lombardi Trophy with a 27-23 victory over the Arizona Cardinals in Super Bowl XLIII.

Pittsburgh, which led most of the evening, struck first after Arizona deferred the opening kick. Jeff Reed booted an 18-yard field goal on the opening drive to make it 3-0.

Gary Russell increased that lead to 10-0 when he plunged in from one-yard out early in the second quarter. Arizona answered that score as Kurt Warner hit Ben Patrick in the back of the end zone on a one-yard scoring strike to cut the Pittsburgh lead to 10-7.

Arizona appeared as if they were going to take their first lead late in the first half, but James Harrison intercepted Warner at the goal-line, raced 100 yards and dove into the end zone with two Cardinals on his back for the longest interception return in Super Bowl history, and a 17-7 advantage at the half.

A 21-yard field goal by Reed in the third quarter upped the lead to 20-7.

Arizona got back onto the scoreboard midway through the fourth quarter as Warner tossed another one-yard score, this time to Larry Fitzgerald, cutting the Steelers' lead to 20-14. A costly holding penalty in the end zone against Steelers' Justin Hartwig gave the Cardinals a safety, further decreasing the Steelers' advantage to 20-16.

On the second play following the ensuing free kick, Warner found Fitzgerald on a 64-yard scoring strike through the middle of the Steelers' defense to give Arizona its first lead of the night, 23-20.

The Steelers were backed up to their own 12-yard line on the next drive, but Roethlisberger promptly completed four-of-six passes, three to Holmes, including a 40-yarder that moved the ball to the Arizona six. On second-and-goal, Roethlisberger threaded a perfect pass through three defenders and Holmes kept his toes in bounds for a six-yard touchdown reception and a 27-23 Steelers' lead with 35 seconds left.

Arizona had one more chance, but LaMarr Woodley sacked Warner, forcing a fumble to essentially end the game.

Holmes was named the game's MVP after catching nine passes for 131 yards (14.6 avg.), with one touchdown. Roethlisberger finished 21-of-30 for 256 yards with one touchdown and one interception.

Defensively, Woodley recorded both Steelers' sacks, giving him two sacks in each of his four postseason games, an NFL record.

Game Summary

	1	2	3	4	F
STEELERS	3	14	3	7	27
Cardinals	0	7	0	16	23

TEAM	Q	TIME	PLAY	DRIVE	SCORE
PIT	1	9:45	Reed 18 yd. FG	9:71; 5:15	3-0
PIT	2	14:01	Russell 1 yd. run (Reed kick)	11:69; 7:12	10-0
ARI	2	8:34	Patrick 1 yd. pass from Warner (Rackers kick)	9:83; 5:27	10-7
PIT	2	0:00	Harrison 100 yd. interception return (Reed kick)	—; —	17-7
PIT	3	2:11	Reed 21 yd. FG	16:79; 8:39	20-7
ARI	4	7:33	Fitzgerald 1 yd. pass from Warner (Rackers kick)	8:87; 3:57	20-14
ARI	4	2:58	Safety (Hartwig holding in endzone)	—; —	20-16
ARI	4	2:37	Fitzgerald 64 yd. pass from Warner (Rackers kick)	2:64; 0:21	20-23
PIT	4	0:35	Holmes 6 yd. pass from Roethlisberger (Reed kick)	8:78; 2:02	27-23

Team Statistics

	Steelers	Cardinals
First Downs	20 (4-12-4)	23 (2-20-1)
Third Downs	4-10 (40%)	3-8 (38%)
Fourth Downs	0-0 (0%)	0-0 (0%)
Total Net Yards	292	407
Plays-Avg.	58-5.0	57-7.1
Rushing Yards	58	33
Rush Att.-Avg.	26-2.2	12-2.8
Net Passing	234	374
Sacks	2-3	2-22
Att.-Comp.-Int.	30-21-1	43-31-1
Punts-Avg.	3-46.3	5-36.0
Penalties	7-56	11-106
Fumbles-Lost	0-0	2-1
Time of Poss.	33:01	26:59

Individual Statistics

RUSHING **Pit.** — Parker 19-53; Moore 1-6; Roethlisberger 4-2; Russell 2(-3), 1 TD.
ARI. — James 9-33; Warner 1-0; Hightower 1-0; Arrington 1-0.

PASSING **Pit.** — Roethlisberger 30-21-1, 256, 1 TD.
ARI. — Warner 43-31-1, 377, 3 TDs.

RECEIVING **Pit.** — Holmes 9-131, 1 TD; Miller 5-57; Ward 2-43; Washington 1-11; Davis 1-6; Spaeth 1-6; Moore 1-4; Parker 1(-2).
ARI. — Boldin 8-84; Fitzgerald 7-127, 2 TDs; Breaston 6-71; James 4-28; Arrington 2-35; Hightower 2-13; Urban 1-18; Patrick 1-1, 1 TD.



Green Bay 31



Pittsburgh 25

February 6, 2011 Cowboys Stadium (103,219)



ARLINGTON, Texas — The Steelers could not overcome an early 18-point deficit and fell short in their quest for their seventh Super Bowl victory, losing to the Green Bay Packers 31-25 in Super Bowl XLV.

The Packers struck first when Aaron Rodgers found Jordy Nelson for a 29-yard touchdown pass late in the first quarter to give Green Bay a 7-0 lead. Only 24 seconds later, Steelers QB Ben Roethlisberger was picked off by Nick Collins, who returned it 37 yards for a touchdown to give the Packers a 14-0 lead at the end of the first quarter.

The Steelers scored early in the second quarter when Shaun Suisham connected from 33 yards to cut the Packers' lead to 14-3. On the Steelers' next possession, Roethlisberger was picked off again, and on the Packers' ensuing drive, Rodgers found Greg Jennings for a 21-yard touchdown to put Green Bay ahead 21-3.

The Steelers would cut the lead to 21-10 when Hines Ward caught an eight-yard touchdown pass from Roeth-

lisberger late in the first half. Ward finished the game with seven catches for 78 yards and one touchdown.

Pittsburgh cut the lead to 21-17 in the third quarter when Rashard Mendenhall scored from eight yards out. Mendenhall finished with a game-high 63 yards rushing and one touchdown.

The Steelers' defense forced the Packers to punt on every third-quarter possession, and the offense looked to take the lead. However, on the first play of the fourth quarter, Mendenhall fumbled and Green Bay recovered. The Packers marched down the field and Rodgers found Jennings again, this time for an eight-yard score, increasing their lead to 28-17. Rodgers finished the game with 304 yards passing with three touchdowns and no interceptions.

With 7:34 left in the fourth quarter, Roethlisberger found Mike Wallace for a 25-yard touchdown pass, and with a two-point conversion, the Steelers were only down 28-25.

On the Packers' next drive, Mason Crosby connected from 23 yards out to give Green Bay a six-point lead. The Steelers still had time, taking over with two minutes left in the game, but they failed to convert a fourth-and-five from their own 33-yard line, allowing Green Bay to win their fourth Super Bowl.

Game Summary

	1	2	3	4	F
STEELERS	0	10	7	8	25
Packers	14	7	0	10	31

TEAM	Q	TIME	PLAY	DRIVE	SCORE
GB	1	3:44	Nelson 29 yd. pass from Rodgers (Crosby kick)	9-80; 4:33	0-7
GB	1	3:20	Collins 37 yd. interception return (Crosby kick)	—; —	0-14
PIT	2	11:08	Suisham 33 yd. FG	13-49; 7:12	3-14
GB	2	2:24	Jennings 21 yd. pass from Rodgers (Crosby kick)	4-53; 2:04	3-21
PIT	2	0:39	Ward 8 yd. pass from Roethlisberger (Suisham kick)	7-77; 1:45	10-21
PIT	3	10:19	Mendenhall 8 yd. run (Suisham kick)	5-50; 2:20	17-21
GB	4	11:57	Jennings 8 yd. pass from Rodgers (Crosby kick)	8-55; 2:53	17-28
PIT	4	7:34	Wallace 25 yd. pass from Roethlisberger (Randle El rush)	7-66; 4:23	25-28
GB	4	2:07	Crosby 23 yd. FG	10-70; 5:27	25-31

Team Statistics

	Steelers	Packers
First Downs	15 (4-11-0)	19 (8-11-0)
Third Downs	6-13 (46%)	7-13 (54%)
Fourth Downs	0-0 (0%)	0-1 (0%)
Total Net Yards	338	387
Plays-Avg.	55-6.1	64-6.0
Rushing Yards	50	126
Rush Att.-Avg.	13-3.8	23-5.5
Net Passing	288	261
Att.-Comp.-Int.	39-24-0	40-25-2
Sacks By	1-2	3-16
Punts-Avg.	6-40.5	3-51.0
Penalties	7-67	6-55
Fumbles-Lost	1-0	1-1
Time of Poss.	26:35	33:25

Individual Statistics

RUSHING **Pit.** — Mendenhall 14-63, 1 TD; Roethlisberger 4-31; Redman 2-19; Moore 3-13.
G.B. — Starks 11-52; Rodgers 2-(1).

PASSING **Pit.** — Roethlisberger 40-25-2, 263, 2 TDs.
G.B. — Rodgers 39-24-0, 304, 3 TDs.

RECEIVING **Pit.** — Wallace 9-89, 1 TD; Ward 7-78, 1 TD; Randle El 2-50; Sanders 2-17; Miller 2-12; Spaeth 1-9; Mendenhall 1-7; Brown 1-1.
G.B. — Nelson 9-140, 1 TD; Jones 5-50; Jennings 4-64, 2 TDs; Driver 2-28; Jackson 1-14; Quarless 1-5; Hall 1-2; Crabtree 1-1.

Steelers *in the Hall of Fame***Arthur J. Rooney Sr.**

Founder, President, Chairman of the Board (1933-88) **ELECTED:** 1964

Born on January 27, 1901, in Coulterville, Pa., Art Rooney was one of the most influential personalities in the sport of football. Mr. Rooney, who was affectionately referred to as "The Chief", founded the Steelers organization on July 8, 1933, with a \$2,500 purchase. Mr. Rooney helped orchestrate the NFL-AFL merger and kept the Steelers franchise afloat during the depression, World War II, many losing seasons and financial problems. Mr. Rooney won his first of four Super Bowl championships in 1974.

**Daniel M. Rooney**

President and Chairman (1955-2017) **ELECTED:** 2000

Born on July 20, 1932, in Pittsburgh's North Side, Daniel M. Rooney was one of NFL's most influential owners. Mr. Rooney contributed to the labor negotiations between the League and Players Association in 1982 and 1993 and was largely responsible for the NFL's current realignment and scheduling format. Mr. Rooney was named the Steelers' president in 1975, a title he held until passing it to his oldest son Art Rooney II in 2003.

**Bert Bell**

Co-owner (1940-45) **ELECTED:** 1963

Bert Bell was an owner of the Philadelphia Eagles (1933-'40) and co-owner of the Pittsburgh Steelers (1940-'45). Bell was named the NFL commissioner (1946-'59) and helped set up the league's television and anti-gambling policies. He also oversaw the merger of the NFL and All-American Football League in 1949. Bell died on October 11, 1959, while watching a football game between his two former teams: Pittsburgh and Philadelphia.

**John 'Blood' McNally**

Player (1934, 1937-38), Coach (1937-38) **ELECTED:** 1963

John "Blood" McNally played 14 seasons in the NFL with five different teams, including two stints with the Pittsburgh Pirates. He served as both a player and coach from 1937-38 for the Pirates and was considered possibly the best receiver in the NFL during his playing days.

**Bill Dudley**

Halfback (1942, 1945-46) **ELECTED:** 1966

Bill Dudley, nicknamed "Bullet Bill", was a first-round draft pick of the Steelers in 1942 and finished his rookie season as the league's leading rusher with 696 yards, earning him All-NFL honors. In 1946, he became the NFL's first player to lead the league in four distinctly different statistical categories, including rushing, punt returns, interceptions and lateral passes attempted. That same year he was named the NFL's Most Valuable Player. Dudley was a two-time All-NFL selection during his nine-year career.

**Walt Kiesling**

Player (1937-38), Coach (1939-44, 1954-56) **ELECTED:** 1966

Walt Kiesling spent 34 years in the NFL as a player, assistant coach and head coach. In 1939, Kiesling got his first head coaching job with Pittsburgh. He led the Steelers to their first winning season in franchise history in 1942. Kiesling left coaching in 1944, but returned in 1954 with the Steelers. His teams earned a reputation for playing rugged, hard-hitting football.

Steelers *in the Hall of Fame***Bobby Layne**

Quarterback (1958-62) **ELECTED:** 1967

Bobby Layne played five of his 15 NFL seasons with the Pittsburgh Steelers. He helped provide the Steelers with some of their finest seasons up to that point. Prior to Pittsburgh, Layne was a two-time All-NFL selection and was the league's scoring champion in 1956. His last-second touchdown pass won the 1953 NFL title game for the Detroit Lions.

**Ernie Stautner**

Defensive Tackle (1950-63) **ELECTED:** 1969

Ernie Stautner, considered one of the toughest players in league history by his teammates and opponents, was a nine-time Pro Bowl selection as he anchored Pittsburgh's defense for 14 seasons. He captured the NFL's Best Lineman Award in 1957 and was named all-league four times. Showing his gritty and hard-working attitude, Stautner missed just six games during his 14-year career despite having numerous broken ribs, shoulders, hands and a nose. The Steelers honored him by retiring his No. 70 jersey in 1964 following his retirement, and he became the first Steeler to have received that honor.

**Joe Greene**

Defensive Tackle (1969-81) **ELECTED:** 1987

The leader of the "Steel Curtain" defense during the 1970s, Joe Greene dominated the NFL during that decade and helped the Steelers to four Super Bowl victories. The team's No. 1 draft pick in 1969, Greene quickly became a presence in the league as he was named the NFL's Rookie of the Year and received the first of his 10 Pro Bowl invitations. He earned All-NFL honors five times and all-conference 11 straight years to begin his career. Greene was twice the league's Defensive Player of the Year and played a critical role in the Steelers' Super Bowl IX victory over the Minnesota Vikings with a pass interception and a fumble recovery. The Steelers retired Greene's No. 75 jersey during a halftime ceremony of the team's Nov. 2, 2014, game vs. Baltimore.

**John Henry Johnson**

Fullback (1960-65) **ELECTED:** 1987

Originally drafted by the Pittsburgh Steelers in 1953, John Henry Johnson spent his first eight years in the NFL outside of the Steel City. However, Johnson enjoyed his finest seasons with the Steelers. In both 1962 and 1964, Johnson became the first Steeler to eclipse the 1,000-yard rushing barrier. After retiring in 1966 from the Houston Oilers, Johnson's 6,803 career rushing yards ranked him fourth at the time among the NFL's all-time top ground gainers behind only Jim Brown, Jim Taylor and Joe Perry.

**Jack Ham**

Linebacker (1971-82) **ELECTED:** 1988

Playing all 12 seasons of his NFL career with the Pittsburgh Steelers, Jack Ham earned All-Pro or All-AFC honors in seven consecutive seasons (1973-79). He also was selected to play in eight straight Pro Bowls and was named the Football News Defensive Player of the Year in 1975. Ham won the starting linebacker job as a rookie and never looked back, playing in five AFC Championship games and three Super Bowls (sat out Super Bowl XIV due to injuries). His interception return against Oakland in the 1974 AFC Championship game that set up the Steelers' go-ahead touchdown, giving the team its first ever championship victory and a berth in Super Bowl IX.

Steelers *in the Hall of Fame***Mel Blount**

Cornerback (1970-83) **ELECTED:** 1989

Melvin Cornell Blount, the Steelers' third-round pick in 1970, had superior size, speed, strength and intelligence. His physical style of play is widely credited for changing NFL pass defense rules. Blount played 14 seasons and 200 regular-season games in Pittsburgh and his 57 interceptions remain a Steelers record. Blount played in five Pro Bowls and was named an All-Pro four times and the NFL defensive MVP in 1975.

**Terry Bradshaw**

Quarterback (1970-83) **ELECTED:** 1989

Terry Paxton Bradshaw was the top-overall pick in the 1970 NFL Draft. Bradshaw led the Steelers to eight AFC Central division and four Super Bowl titles while calling his own plays. Bradshaw was named MVP in Super Bowls XIII and XIV and NFL MVP in 1978. Bradshaw finished his career with 27,989 yards passing and 212 touchdowns.

**Franco Harris**

Running Back (1972-83) **ELECTED:** 1990

Franco Harris is the Steelers' all-time leading rusher with 11,950 yards and all-time leader in rushing touchdowns (91). Harris, the Steelers' first-round pick in 1972, was a big power back who was on the receiving end of the "Immaculate Reception", which is widely recognized as the greatest play in NFL history. Harris was named Super Bowl IX MVP after rushing for a then-record 158 yards and a touchdown.

**Jack Lambert**

Linebacker (1974-84) **ELECTED:** 1990

John Harold Lambert was a two-time NFL Defensive Player of the Year, eight-time All-Pro and nine-time Pro-Bowler. He led the team in tackles in every season except his last, when he missed extensive action due to a severe toe injury that forced him to retire. Lambert, the Steelers' second-round draft pick in 1974, was noted for his vicious tackling and is recognized as the premier linebacker of his era.

**Chuck Noll**

Coach (1969-91) **ELECTED:** 1993

Charles Henry Noll was the first NFL head coach to win four Super Bowls. Noll won a team record 209 games in 23 seasons with the Steelers. He led the Steelers to their first ever postseason victories and was responsible for drafting 11 Pro Football Hall of Fame players.

**Mike Webster**

Center (1974-88) **ELECTED:** 1997

Michael Lewis Webster spent his first 15 NFL seasons in a Steelers uniform. Webster was the leader of one of the most dominant offensive lines of his era. He was very durable, missing only six games in his first 16 seasons while playing in 150 consecutive games. Webster was a seven-time All-Pro and played in nine Pro Bowls.

**Lynn Swann**

Wide Receiver (1974-82) **ELECTED:** 2001

Lynn Curtis Swann was the Steelers' first-round draft pick in 1974. Swann filled the highlight reels with his graceful moves and leaping ability. Swann was at his best in the team's biggest games, and earned MVP honors for his performance in Super Bowl X when he caught four passes for 161 yards and a touchdown. Swann finished his career with 336 receptions for 5,462 yards and 51 touchdowns.

Steelers in the Hall of Fame

**John Stallworth**Wide Receiver (1974-87) **ELECTED:** 2002

Johnny Lee Stallworth was the Steelers' fourth-round draft pick in 1974. He had 12 postseason touchdown catches and 17-consecutive postseason games with a reception. Stallworth set Super Bowl records for career average-per-catch (24.4 yards) and for single-game average (40.3), set in Super Bowl XIV. A two-time team MVP Stallworth retired as the Steelers' all-time leader in receptions (537) yards (8,723) 100-yards receiving games (25) and receiving touchdowns (63).

**Rod Woodson**Cornerback (1987-96) **ELECTED:** 2009

Roderick Kevin Woodson was the Steelers' first-round draft pick in 1987. He was the 1993 NFL Defensive Player of the Year and a member of the NFL's 75th anniversary rank. A three-time team MVP Woodson ranks fourth in team history with 38 interceptions. Woodson was selected to seven Pro Bowls, six AP All-Pro teams and was named to the 1990s All-Decade team. He returned five interceptions, two punts and two kickoffs for scores.

**Jack Butler**Cornerback (1951-59) **ELECTED:** 2012

John Bradshaw Butler played in 103 games as a cornerback for the Pittsburgh Steelers and was selected to the NFL's All-Decade Team of the 1950s. When he retired, Butler ranked as the NFL's second all-time leader with 52 career interceptions. The Pittsburgh native registered 827 return yards on interceptions, returning four for touchdowns. Butler also returned one fumble for a touchdown. Despite recording 25 interceptions in his first four seasons, Butler was not selected to his first of four career Pro Bowls until 1955. A season later he was named second-team All-NFL and would go on to earn first-team All-NFL honors in each of the following three seasons.

**Dermontti Dawson**Center (1988-2000) **ELECTED:** 2012

Dermontti Fara Dawson was a second-round draft pick by the Steelers in 1988 and played guard as a rookie before replacing Hall of Famer Mike Webster at center in 1989. Dawson started for the majority of a 13-year career that saw him play in 184 games during the regular season, including 170 consecutive, the third longest streak in franchise history. He was named to seven consecutive Pro Bowls (1993-99), was a first team All-Pro for six straight years (1993-98) and was named to the NFL's All-Decade Team of the 1990s. During Dawson's 13-year career, which ties for the third-most seasons played in franchise history, he helped the Steelers win five division titles, appear in three AFC Championships and one Super Bowl, and record a winning record nine times.

**Jerome Bettis**Running Back (1996-2005) **ELECTED:** 2015

Jerome Abram Bettis, Sr., "The Bus" was traded to the Steelers from the St. Louis Rams prior to the start of the 1996 season. He played in 192 regular-season games in his 13-year career, registering the sixth-most rushing yards (13,662) in NFL history. He eclipsed the 100-yard mark 61 times in the regular season and three times in the postseason. Bettis scored 78 rushing touchdowns as a Steeler, the second-most in franchise history. His career accolades include six Pro Bowls, first-team All-Pro twice, second-team All-Pro once and he was named the NFL's Comeback Player of the Year in 1996. He ended his career with a victory in his hometown of Detroit, Mich., as the Steelers captured their fifth Lombardi trophy in Super Bowl XL.

**Kevin Greene**Linebacker (1993-95) **ELECTED:** 2016

Prior to the start of the 1993 season, the Steelers signed free agent Kevin Greene, who would play three seasons for Pittsburgh. As a Steeler, Greene recorded 35.5 sacks from 1993-95, which are the second-most sacks in any three-year span in team history. In his 15-year NFL career, Greene totaled 160 sacks, 26 fumble recoveries, five interceptions, and recorded three safeties. His 160 sacks still rank third all-time in NFL history. Greene was a three-time first-team All-Pro (1989, 1994 and 1996) and a five-time Pro Bowler (1989, 1994-96 and 1998). He was also named to the NFL's All-Decade Team of the 1990s.

Notes: Other Hall of Famers who spent part of their careers with the Steelers include: **Tony Dungy** (Player 1977-78, Coach 1981-88, elected 2016), **Cal Hubbard** (Player 1936, elected 1963), **Marion Motley** (Player 1955, elected 1968), **Earle (Greasy) Neale** (Coach 1943, elected 1969), **Bill Hewitt** (Player 1943, elected 1971), **Len Dawson** (Player 1957-1959, elected 1987) and **Dick LeBeau** (Coached from 1992-1996, 2004-14, elected 2010).

Steelers *Hall of Honor*

The Pittsburgh Steelers **Hall of Honor**, established with its inaugural class of 27 members in 2017, is comprised of former players, coaches, and front office personnel who were integral in creating and sustaining the franchise's success dating back to when the team was founded in 1933.

Each Hall of Honor inductee receives a replica of a solid steel football, which replicates the original that was given to Steelers' founder Art Rooney Sr. by the United States Steel Corporation and United Steel Workers in 1982 on the occasion of the team's 50th Season. They will be part of a display to be located inside the FedEx Great Hall at Heinz Field.

The inaugural class included the following (in alphabetical order):

Jerome Bettis	Jack Lambert
Mel Blount	Bobby Layne
Terry Bradshaw	John McNally
Jack Butler	Chuck Noll
Dermontti Dawson	Arthur J. Rooney, Sr.
Bill Dudley	Daniel M. Rooney
Joe Greene	Andy Russell
Kevin Greene	Donnie Shell
L.C. Greenwood	John Stallworth
Jack Ham	Ernie Stautner
Franco Harris	Lynn Swann
Dick Hoak	Mike Webster
John Henry Johnson	Rod Woodson
Walt Kiesling	



The following are the guidelines for eligibility to be considered for the Steelers' Hall of Honor:

Former Players:

- Retired for at least three seasons
- Must have played for the Steelers for a minimum of three seasons
- Should possess noteworthy career highlights, records, and achievements

Former Coaches and Contributors:

- Significant contributions to the team and community

Steelers *All-Time Uniforms*



1933



1943

1934

1954



1960



1963



1967

Steelers *All-Time Uniforms*



Steelers *Postseason Experience*

Steelers with Postseason Experience as Steelers (40)

21 games	(1)	QB Ben Roethlisberger
11 games	(1)	G Ramon Foster
10 games	(1)	WR Antonio Brown
8 games	(1)	OT Marcus Gilbert
7 games	(5)	G David DeCastro, WR Darrius Heyward-Bey, C Maurkice Pouncey, DE Stephon Tuitt, LB Vince Williams
6 games	(6)	P Jordan Berry, K Chris Boswell, LB Bud Dupree, TE Jesse James, DT Daniel McCullers, OT Alejandro Villanueva
5 games	(2)	DT Cameron Heyward, RB Fitzgerald Toussaint
4 games	(10)	RB Le'Veon Bell, CB Artie Burns, LB Anthony Chickillo, S Sean Davis, LB L.J. Fort, TE Xavier Grimble, DT Javon Hargrave, LB Tyler Matakevich, FB Roosevelt Nix, DE L.T. Walton
3 games	(1)	S Jordan Dangerfield
1 game	(12)	CB Brian Allen, DE Tyson Alualu, LS Kameron Canaday, C/G B.J. Finney, CB Joe Haden, CB Mike Hilton, QB Landry Jones, TE Vance McDonald, RB Stevan Ridley, WR JuJu Smith-Schuster, CB Cameron Sutton, LB T.J. Watt

Steelers with Postseason Experience on other NFL Teams (9)

11 games	(1)	S Morgan Burnett (Green Bay)
5 games	(1)	RB Stevan Ridley (New England)
3 games	(1)	TE Vance McDonald (San Francisco)
2 games	(2)	OT Bryce Harris (New Orleans), RB Fitzgerald Toussaint (Baltimore)
1 game	(4)	WR Darrius Heyward-Bey (Indianapolis), CB Dashaun Phillips (Washington), CB Coty Sensabaugh (N.Y. Giants), Fitzgerald Toussaint (Baltimore)

Steelers with Super Bowl Experience (3)

3 games	(1)	QB Ben Roethlisberger
1 game	(2)	WR Antonio Brown, G Ramon Foster



Ben
Roethlisberger

Notes: **C Maurkice Pouncey** (ankle) missed Super Bowl XLV and the 2011 AFC Wild Card Game, and he was on the team's Reserve/Injured List for the 2015 postseason (leg)...**RB Le'Veon Bell** (knee) missed the 2014 AFC Wild Card Game and was on the team's Reserve/Injured List for the 2015 postseason (knee)...**WR Antonio Brown** (concussion) missed the 2015 AFC Divisional Playoff...**FB Roosevelt Nix** (foot) was on the team's Reserve/Injured List for the 2015 postseason...**OT Jerald Hawkins** (shoulder) was on the team's Reserve/Injured List for the 2016 postseason...**DE Cameron Heyward** (pectoral) was on the team's Reserve/Injured List for the 2016 postseason...**LB Anthony Chickillo** (ankle) missed the 2016 Wild Card Game and 2016 AFC Divisional Playoff...**RB Fitzgerald Toussaint** (concussion) missed the 2016 AFC Divisional Playoff...**LB Keion Adams** was on the team's Reserve/Injured List for the 2017 postseason...**RB James Conner** was on the team's Reserve/Injured List for the 2017 postseason...**LB Matt Galambos** was on the team's Reserve/Injured List for the 2017 postseason...**LB Ryan Shazier** was on the team's Reserve/Injured List for the 2017 postseason.

Steelers in the Postseason (36-26)



Year	Record	Game	Date	Opponent	Attendance	Steelers	Opp.	Result
1947	8-4	Eastern Division Playoff	12/21/47	Philadelphia	35,729	0	21	L
1962	9-5	Playoff Bowl	1/6/63	Detroit	36,284	10	17	L
1972	● 11-3	AFC Divisional Playoff	12/23/72	Oakland	50,327	13	7	W
		AFC Championship	12/31/72	Miami	50,845	17	21	L
1973	10-4	AFC Divisional Playoff	12/22/73	at Oakland	52,646	14	33	L
1974	●● 10-3-1	AFC Divisional Playoff	12/22/74	Buffalo	49,841	32	14	W
		AFC Championship	12/29/74	at Oakland	53,800	24	13	W
		Super Bowl IX	1/12/75	Minnesota	80,997	16	6	W
1975	●● 12-2	AFC Divisional Playoff	12/27/75	Baltimore	49,557	28	10	W
		AFC Championship	1/4/76	Oakland	50,609	16	10	W
		Super Bowl X	1/18/76	Dallas	80,187	21	17	W
1976	●● 10-4	AFC Divisional Playoff	12/19/76	at Baltimore	59,296	40	14	W
		AFC Championship	12/26/76	at Oakland	53,821	7	24	L
1977	●● 9-5	AFC Divisional Playoff	12/24/77	at Denver	75,059	21	34	L
1978	●● 14-2	AFC Divisional Playoff	12/30/78	Denver	50,230	33	10	W
		AFC Championship	1/7/79	Houston	50,725	34	5	W
		Super Bowl XIII	1/21/79	Dallas	79,484	35	31	W
1979	●● 12-4	AFC Divisional Playoff	12/30/79	Miami	50,214	34	14	W
		AFC Championship	1/6/80	Houston	50,475	27	13	W
		Super Bowl XIV	1/20/80	L.A. Rams	103,985	31	19	W
1982	6-3	AFC Tournament	1/9/83	San Diego	53,546	28	31	L
1983	● 10-6	AFC Divisional Playoff	1/1/84	at L.A. Raiders	90,380	10	38	L
1984	● 9-7	AFC Divisional Playoff	12/30/84	at Denver	74,981	24	17	W
		AFC Championship	1/6/85	at Miami	76,029	28	45	L
1989	9-7	AFC Wild Card Game	12/31/89	at Houston	58,306	26	23	W (OT)
		AFC Divisional Playoff	1/7/90	at Denver	75,868	23	24	L
1992	● 11-5	AFC Divisional Playoff	1/9/93	Buffalo	60,407	3	24	L
1993	9-7	AFC Wild Card Game	1/8/94	at Kansas City	75,868	24	27	L (OT)
1994	● 12-4	AFC Divisional Playoff	1/7/95	Cleveland	58,185	29	9	W
		AFC Championship	1/15/95	San Diego	61,545	13	17	L

● AFC Central Champion ● AFC Champion

Steelers in the Postseason (36-26)

Year	Record	Game	Date	Opponent	Attendance	Steelers	Opp.	Result
1995	11-5	AFC Divisional Playoff	1/6/96	Buffalo	50,072	40	21	W
		AFC Championship	1/14/96	Indianapolis	61,062	20	16	W
		Super Bowl XXX	1/28/96	Dallas	76,347	17	27	L
1996	10-6	AFC Wild Card Game	12/29/96	Indianapolis	58,078	42	14	W
		AFC Divisional Playoff	1/5/97	at New England	60,188	3	28	L
1997	11-5	AFC Divisional Playoff	1/3/98	New England	61,228	7	6	W
		AFC Championship	1/11/98	Denver	61,382	21	24	L
2001	13-3	AFC Divisional Playoff	1/20/02	Baltimore	63,976	27	10	W
		AFC Championship	1/27/02	New England	64,704	17	24	L
2002	10-5-1	AFC Wild Card Game	1/5/03	Cleveland	62,595	36	33	W
		AFC Divisional Playoff	1/11/03	at Tennessee	68,809	31	34	L (OT)
2004	15-1	AFC Divisional Playoff	1/15/05	N.Y. Jets	64,915	20	17	W (OT)
		AFC Championship	1/23/05	New England	65,242	27	41	L
2005	11-5	AFC Wild Card Game	1/8/06	at Cincinnati	65,870	31	17	W
		AFC Divisional Playoff	1/15/06	at Indianapolis	57,449	21	18	W
		AFC Championship	1/22/06	at Denver	76,174	34	17	W
		Super Bowl XL	2/5/06	Seattle	68,206	21	10	W
2007	10-6	AFC Wild Card Game	1/5/08	Jacksonville	63,629	29	31	L
2008	12-4	AFC Divisional Game	1/11/09	San Diego	63,899	35	24	W
		AFC Championship Game	1/18/09	Baltimore	65,350	23	14	W
		Super Bowl XLIII	2/1/09	Arizona	70,774	27	23	W
2010	12-4	AFC Divisional Playoff	1/15/11	Baltimore	64,879	31	24	W
		AFC Championship Game	1/23/11	N.Y. Jets	66,662	24	19	W
		Super Bowl XLV	2/6/11	Green Bay	103,219	25	31	L
2011	12-4	AFC Wild Card Game	1/8/12	at Denver	75,970	23	29	L (OT)
2014	11-5	AFC Wild Card Game	1/3/15	Baltimore	62,780	17	30	L
2015	10-6	AFC Wild Card Game	1/9/16	at Cincinnati	63,257	18	16	W
		AFC Divisional Playoff	1/17/16	at Denver	76,956	16	23	L
2016	11-5	AFC Wild Card	1/8/17	Miami	62,726	30	12	W
		AFC Divisional Playoff	1/15/17	at Kansas City	75,678	18	16	W
		AFC Championship	1/22/17	at New England	66,829	17	36	L
2017	13-3	AFC Divisional Playoff	1/14/18	Jacksonville	64,524	42	45	L

● AFC Central Champion ● AFC Champion ● AFC North Champion

Steelers *Longest Plays***Longest Runs From Scrimmage**

97t	Bobby Gage (12/4/49 at Chicago Bears)
96t	Juju Smith-Schuster (12/31/17 vs. Cleveland)
87t	John Henry Johnson (12/11/60 vs. Philadelphia)
85t	John Fuqua (12/20/70 at Philadelphia)
81	Le'Veon Bell (9/21/14 at Carolina)
80t	Willie Parker (12/24/05 at Cleveland)
80t	Kordell Stewart (12/22/96 at Carolina)
77t	Dick Hoak (10/20/68 vs. New Orleans)
76	Jonathan Dwyer (10/9/11 vs. Tennessee)
76	Willie Parker (11/12/06 vs. New Orleans)
75*	Willie Parker (2/5/06 vs. Seattle)
75t	Franco Harris (11/19/72 at Cleveland)
75	Sidney Thornton (9/23/79 vs. Baltimore)
75	Buist Warren (11/11/45 vs. Chicago Cardinals)

Longest Pass Plays

97t	Ben Roethlisberger to Juju Smith-Schuster (10/29/17 at Detroit)
95t	Ben Roethlisberger to Mike Wallace (10/23/11 at Arizona)
94t	Ben Roethlisberger to Martavis Bryant (12/7/14 at Cincinnati)
90t	Kordell Stewart to Bobby Shaw (12/16/01 at Baltimore)
90t	Bubby Brister to Dwight Stone (10/14/90 at Denver)
90t	Terry Bradshaw to Mark Malone (11/8/81 at Seattle)
89t	Neil O'Donnell to Dwight Stone (9/1/91 vs. San Diego)
89t	Bubby Brister to Louis Lipps (11/13/88 vs. Philadelphia)
88t	Landry Jones to Martavis Bryant (10/18/15 vs. Arizona)
88t	Rudy Bukich to Buddy Dial (10/22/61 vs. Cleveland)
87t	Charlie Batch to Heath Miller (9/7/06 vs. Miami)
87t	Terry Bradshaw to Dave Smith (12/6/70 vs. Green Bay)
87t	Bill Nelsen to Gary Ballman (11/28/65 vs. Cleveland)
85t	Ben Roethlisberger to Hines Ward (9/25/05 vs. New England)
84t	Mike Tomczak to Charles Johnson (12/24/94 at San Diego)
84t	Ron Smith to Roy Jefferson (9/18/66 vs. Detroit)
83	Ben Roethlisberger to Santonio Holmes (12/20/07 at St. Louis)
82t	Ben Roethlisberger to Mike Wallace (10/11/12 at Tennessee)
81t	Ben Roethlisberger to Mike Wallace (9/25/11 at Indianapolis)
81t	Josh Miller to Chris Hope (12/28/03 at Baltimore)
81t	Terry Bradshaw to Ron Shanklin (11/29/70 vs. Cleveland)
80t	Ben Roethlisberger to Martavis Bryant (11/9/14 at N.Y. Jets)
80t	Bubby Brister to Louis Lipps (12/4/88 at Houston)
80t	Bubby Brister to Louis Lipps (9/11/88 at Washington)
80t	David Woodley to Louis Lipps (9/2/84 vs. Kansas City)
80t	Merlyn Condit to Bill Dudley (10/27/46 at Boston)

Longest Punts

82	Joe Geri (11/20/49 at Green Bay)
79	Jordan Berry (10/18/15 vs. Arizona)
79	Drew Butler (12/9/12 vs. San Diego)
75	Bobby Joe Green (1960)
	Josh Miller (12/2/99 at Jacksonville)
74	Brad Wing (12/7/14 at Cincinnati)
	Craig Colquitt (12/7/81 at Oakland)
	Bob Cifers (1947)
73	Josh Miller (9/20/98 at Miami)
72	Josh Miller (11/30/03 vs. Cincinnati)
	Josh Miller (10/26/97 vs. Jacksonville)

Longest Punt Returns

90	Brady Keys (9/20/64 vs. N.Y. Giants)
84t	Antwaan Randle El (10/26/03 vs. St. Louis)
82	Brady Keys (9/22/63 vs. N.Y. Giants)
81t	Antwaan Randle El (1/1/06 vs. Detroit)
80t	Rod Woodson (10/25/92 at Kansas City)
80t	Roy Jefferson (11/10/68 at St. Louis)
76t	Louis Lipps (11/19/84 at New Orleans)
72	Antwaan Randle El (12/18/05 at Minnesota)
72t	Antwaan Randle El (10/16/05 vs. Jacksonville)
72t	Andre Hastings (9/10/95 at Houston)

Longest Kickoff Returns

101t	Don McCall (11/23/69 at Minnesota)
99t	Antwaan Randle El (10/13/02 at Cincinnati)
98t	Allen Rossom (9/23/07 vs. San Francisco)
98t	Will Blackwell (12/24/00 at San Diego)
97t	Will Blackwell (10/5/97 at Baltimore)
96t	Billy Wells (10/13/57 vs. Chicago Cardinals)
95t	Larry Anderson (10/15/78 at Cleveland)
94t	Mike Collier (10/26/75 at Green Bay)
93t	Jim Butler (10/30/66 at Dallas)
93t	Lynn Chandnois (10/3/53 vs. N.Y. Giants)
93t	Lynn Chandnois (10/12/52 at Philadelphia)

Longest Interception Returns

100t*	James Harrison (2/1/09 vs. Arizona)
99t	Martin Kottler (9/27/33 vs. Chicago Cardinals)
91	Jack Hinkle (10/9/43 vs. N.Y. Giants)
89	Lawrence Timmons (11/30/08 at New England)
86t	Glen Edwards (9/30/73 at Houston)
84	Joey Porter (9/15/02 vs. Oakland)
82t	Keyaron Fox (10/25/09 vs. Minnesota)
82t	Jim Bradshaw (10/24/65 at Philadelphia)
82t	Tony Compagno (11/7/48 vs. Green Bay)
81t	Russ Craft (10/17/54 vs. Cleveland)
80t	Bill Dudley (11/3/46 vs. Washington)

Longest Field Goals

55	Kris Brown (10/14/01 at Kansas City)
	Gary Anderson (11/25/84 vs. San Diego)
54	Gary Anderson (12/8/91 at Houston)
53	Chris Boswell (11/26/17 vs. Green Bay)
	Shaun Suisham (11/9/14 at N.Y. Jets)
	Jeff Reed (11/8/10 at Cincinnati)
	Jeff Reed (9/21/08 at Philadelphia)
	Gary Anderson (10/21/84 at Indianapolis)
52	Chris Boswell (12/10/17 vs. Baltimore)
	Shaun Suisham (10/11/12 at Tennessee)
	Jeff Reed (9/12/10 vs. Atlanta)
	Kris Brown (9/30/01 at Buffalo)
	Kris Brown (12/11/00 vs. Philadelphia)
	Norm Johnson (11/9/97 vs. Baltimore)
	Gary Anderson (11/13/88 vs. Philadelphia)
	Gary Anderson (11/22/87 at Cincinnati)
	Gary Anderson (11/17/85 at Houston)

Longest Fumble Returns

102t	Travis Davis (12/26/99 vs. Carolina)
94t	Greg Best (10/16/83 vs. Cleveland)

Longest Blocked Kick Returns

83t	Dale Dodrill (12/14/52 at L.A. Rams)
-----	--------------------------------------

Longest Runs From Scrimmage

94t	O.J. Simpson (10/29/72 at Buffalo)
93t	Terrelle Pryor (10/27/13 at Oakland)
90t	Lenoard Fournette (10/8/17 vs. Jacksonville)
88t	O.J. Simpson (9/28/75 vs. Buffalo)
88t	Parker Hall (10/29/39 vs. Cleveland Rams)
82t	Derrick Alexander (12/18/99 vs. Kansas City)
79t	Ollie Matson (11/25/56 vs. Chicago Cardinals)
78t	Kevan Barlow (11/17/03 at San Francisco)
78t*	Curtis Martin (1/5/97 at New England)
77t	Greg Bell (12/15/85 vs. Buffalo)
72t	Javon Walker (11/5/06 vs. Denver)
67	Isaiah Crowell (1/1/17 vs. Cleveland)
65t	James Brooks (10/8/89 vs. Cincinnati)
65	Joe Morris (12/21/85 at N.Y. Giants)

Steelers opponent *Longest Plays***Longest Pass Plays**

99t	Frank Filchock to Andy Farkas (10/15/39 vs. Washington Redskins)
98t	Earl Morrall to Homer Jones (9/11/66 vs. N.Y. Giants)
96t	Frank Ryan to Ollie Matson (10/1/61 vs. Cleveland Rams)
95t	Joe Flacco to Mike Wallace (11/6/16 at Baltimore)
88t	Steve Beuerlein to Patrick Jeffers (12/26/99 vs. Carolina)
88t	Dave Ryan to John Greene (11/10/46 at Detroit)
87t	Norm Snead to Timmy Brown (10/4/64 at Philadelphia)
86t	Drew Bledsoe to Terry Glenn (12/6/98 vs. New England)
86t	Boomer Esiason to Eddie Brown (11/6/88 at Cincinnati)
86t	Bob Griese to Paul Warfield (11/14/71 at Miami)
84t	Greg Landry to Ron Jessie (9/16/73 vs. Detroit)
83*	Kelly Holcomb to Kevin Johnson (1/5/03 vs. Cleveland)
83t	Dak Prescott to Ezekiel Elliott (11/13/16 vs. Dallas)
83t	Aaron Rodgers to Eddie Lewis (12/30/09 vs. Green Bay)
82t	Len Dawson to Otis Taylor (10/18/71 at Kansas City)
81t	Andy Dalton to A.J. Green (12/7/14 at Cincinnati)
81t	Jack Trudeau to Jessie Hester (11/22/92 vs. Indianapolis)
81t	Tom Brady to Aaron Dobson (11/3/13 at New England)
80t	Peyton Wilson to Doug Baldwin (11/29/15 at Seattle)
80t	Zach Mettenberger to Nate Washington (11/17/14 at Tennessee)
80t*	Tim Tebow to Demaryius Thomas (1/8/12 at Denver)
80t	Peyton Manning to Marvin Harrison (11/28/05 at Indianapolis)
80t	Todd Bouman to Michael Bennett (12/2/01 vs. Minnesota)

Longest Punts

84	Harry Newsome (12/20/92 vs. Minnesota)
78	Craig Hentrich (1/2/00 vs. Tennessee)
71	Todd Sauerbrun (9/13/98 vs. Chicago)
69	Ryan Quigley (11/9/14 at N.Y. Jets) Greg Coleman (9/21/86 at Minnesota)
68	Dan Pastorini (11/9/75 vs. Houston)
67	Ryan Allen (9/10/15 at New England) Kevin Huber (12/12/10 vs. Cincinnati) Kyle Larson (9/24/06 vs. Cincinnati)
66	Brandon Fields (10/24/10 at Miami) Andy Lee (9/23/07 vs. San Francisco) Darren Bennett (10/1/95 vs. San Diego)
65	Brad Nortman (9/21/14 at Carolina) Bryan Barker (10/1/00 at Jacksonville) Louie Aguiar (9/13/92 vs. N.Y. Jets) Lee Johnson (11/17/85 at Houston) Jerrel Wilson (11/12/72 vs. Kansas City)

Longest Punt Returns

96t	Bill Dudley (12/3/50 vs. Washington)
94t	Charlie Rogers (9/26/99 vs. Seattle)
91t	Eric Metcalf (10/24/93 at Cleveland)
90t	Bob Hayes (12/8/68 at Dallas)
87t	Dennis Northcutt (11/2/02 at Cleveland)
87t	Tommy Vigorito (9/10/81 at Miami)
87t	Rick Upchurch (11/6/77 at Denver)
81t	Robbie Martin (11/24/83 at Detroit)
75t*	Santana Moss (1/15/05 vs. N.Y. Jets)

*Playoff Game

Longest Kickoff Returns

108t	Jacoby Jones (11/12/14 vs. Baltimore)
103t	Gayle Sayers (9/17/67 vs. Chicago)
100t	Joshua Cribbs (11/11/07 vs. Cleveland)
100t	Dante Hall (9/14/03 at Kansas City)
100t	Gerald McNeil (10/5/86 vs. Cleveland)
100t	Larry Krause (12/6/70 vs. Green Bay)
99t	Gaston Green (10/29/90 vs. L.A. Rams)
98t	Joshua Cribbs (10/18/09 vs. Cleveland)
98t	Ned Mathews (11/21/43 vs. Detroit)
97t	Brad Smith (12/19/10 vs. N.Y. Jets)
97t	Jamaal Charles (11/22/09 at Kansas City)
97t	Brian Mitchell (9/7/97 vs. Washington)
97t	Tony Smith (9/27/93 at Atlanta)
97t	Boyce Green (12/21/86 at Kansas City)
97t	JoJo Townsell (12/13/86 at N.Y. Jets)
97t	Barby Humphrey (9/6/84 at N.Y. Jets)
97t	Coll Roaches (9/18/83 at Houston)

Longest Interception Returns

100t	Chris Carr (10/29/06 at Oakland)
97t	Darryl Williams (11/7/93 at Cincinnati)
95t	Don Doll (10/8/49 vs. Detroit)
94t	Irv Cross (1/25/64 at Philadelphia)
94	Andy Studebaker (11/22/09 at Kansas City)
92t	Leo Sanford (9/26/55 vs. Chicago Cardinals)
91t	Hai van Every (11/23/41 vs. Green Bay)
90t	Bob "Tulsa" Smith (11/9/52 vs. Detroit)
87	Joe Blahak (12/9/73 vs. Houston)
83t	Michael Griffin (12/21/08 at Tennessee)
83t	Don Perkins (10/8/44 vs. Green Bay)
77t	Mike Brim (9/13/92 vs. N.Y. Jets)
77t	Woodrow Lowe (11/25/79 at San Diego)
77t	Paul Krause (11/23/69 at Minnesota)
75t	Daylon McCutcheon (10/5/03 vs. Cleveland)
75t	Brian Washington (10/2/88 vs. Cleveland)
75t*	Vernon Perry (1/6/80 vs. Houston)
75t	George Sauer (11/24/35 vs. Green Bay)

Longest Field Goals

54	Josh Lamb (10/12/15 at San Diego) Blair Walsh (9/29/13 vs. Minnesota [London]) Tony Zendejas (9/12/93 at L.A. Rams)
53	Dan Bailey (11/13/16 vs. Dallas) Mike Hollis (10/8/95 at Jacksonville) Sam Baker (12/18/63 at Dallas)
52	Justin Tucker (10/1/15 vs. Baltimore) Jeff Wilkins (12/20/07 at St. Louis) Richie Cunningham (8/31/97 vs. Dallas) Mike Hollis (9/1/96 at Jacksonville) Steve Christie (11/14/94 vs. Buffalo) Eddie Murray (10/25/92 at Kansas City) Pat Leahy (9/6/84 at N.Y. Jets) Grant Guthrie (10/11/70 vs. Buffalo) Dan Bailey (11/13/16 vs. Dallas)

Longest Fumble Returns

89t	Don Paul (11/10/57 at Cleveland)
88t	Keith McKenzie (11/9/98 vs. Green Bay)
78t	Quentin Coryatt (9/18/94 vs. Indianapolis)
72t	Wendell Harris (9/11/66 vs. N.Y. Giants)
70t	Al Smith (12/8/91 at Houston)
70t	Barney Bussey (11/18/90 at Cincinnati)
65t	Thomas Howard (9/6/81 vs. Kansas City)

Longest Blocked Kick Returns

78t	Lloyd Burruss (12/21/86 vs. Kansas City)
58t	Chris Hudson (9/22/97 at Jacksonville)

Steelers History *(Coldest/Warmest Games, Records at Heinz Field)*

Steelers Coldest Games

Date	Team	W-L	Score	Temp.
Sun., Dec. 10, 1977	at Cincinnati	L	17-10	2°
Sun., Dec. 17, 1989	New England	W	28-10	5°
Sun., Dec. 31, 2017	Cleveland	W	28-24	11°
Sun., Jan. 23, 2005*	New England	L	41-27	11°
Thurs., Dec. 10, 2009	at Cleveland	L	13-6	15°
Sun., Jan. 4, 1976*	Oakland	W	16-10	16°
Sun., Jan. 8, 2017	Miami	W	30-12	17°
Sun., Jan. 23, 2011*	N.Y. Jets	W	24-19	17°
Sun., Jan. 14, 2018*	Jacksonville	L	45-42	18°
Sun., Nov. 24, 2013	at Cleveland	W	27-11	20°
Thurs., Dec. 7, 2006	Cleveland	W	27-7	20°
Sun., Dec. 30, 2001	at Cincinnati	L	26-23 (OT)	20°
Sun., Dec. 18, 1983	at Cleveland	L	30-17	20°
Sun., Jan. 20, 2002*	Baltimore	W	27-10	21°
Sun., Dec. 7, 2008	Dallas	W	20-13	22°
Sun., Dec. 15, 1985	Buffalo	W	30-24	22°
Sun., Dec. 12, 1982	at Buffalo	L	13-0	22°
Sun., Jan. 6, 1980*	Houston	W	27-13	22°

* Playoff game

Steelers Warmest Games

Date	Team	W-L	Score	Temp.
Sun., Oct. 9, 1988	at Phoenix	L	31-14	94°
Mon., Oct. 12, 2015	at San Diego	W	24-20	93°
Sun., Sept. 20, 1992	at San Diego	W	23-6	92°
Sun., Sept. 6, 1998	at Baltimore	W	20-13	91°
Sun., Sept. 18, 1995	at Miami	L	23-10	91°
Sun., Sept. 18, 2005	at Houston	W	27-7	90°
Sun., Sept. 26, 2010	at Tampa Bay	W	38-13	90°

Steelers Records at Heinz Field

Overall Record

107-41-1 (Regular season: 99-36-2; Postseason: 8-5)

Steelers Biggest Wins-Worst Losses

Biggest Win: 38 points (45-7) (10/15/06 vs. Kansas City)

Worst Loss: 24 points (7-31) (12/24/06 vs. Baltimore)

Largest Regular-Season Crowd

Attendance: 68,574 ○ (12/17/17 vs. New England)

Largest Postseason Crowd

Attendance: 66,662 ○ (1/23/11 vs. N. Y. Jets)

Most Yards Passing

522 Ben Roethlisberger (10/26/14 vs. Indianapolis)

Most Touchdown Passes

6 Ben Roethlisberger (11/2/14 vs. Baltimore; 10/26/14 vs. Indianapolis)

Most Passes Completed

44 Ben Roethlisberger (12/10/17 vs. Baltimore)

Most Passing Attempts

66 Ben Roethlisberger (12/10/17 vs. Baltimore)

Longest Pass Play

88 Landry Jones to Martavis Bryant (10/18/15 vs. Arizona)

Most Receptions

17 Antonio Brown (11/18/15 vs. Oakland)

Most Yards Receiving

284 Antonio Brown (11/18/15 vs. Oakland)

Most Yards Receiving By An Opponent

196 John Brown (10/18/15 vs. Arizona)

Most Yards Rushing

223 Willie Parker (12/7/06 vs. Cleveland)

Most Yards Rushing By An Opponent

181 Leonard Fournette (10/8/17 vs. Jacksonville)

Most Rushing Attempts

37● Amos Zereoue (11/10/02 vs. Atlanta)

Longest Rushing Play

76 Jonathan Dwyer (10/9/11 vs. Tennessee)
Willie Parker (11/12/06 vs. New Orleans)

Most Quarterback Sacks (INDIVIDUAL)

3.5 James Harrison (11/5/07 vs. Baltimore)

Most Quarterback Sacks (TEAM)

6.0 (12/31/17 vs. Cleveland; 11/15/15 vs. Cleveland; 12/21/14 vs. Kansas City; 12/23/12 vs. Cincinnati; 11/21/10 vs. Oakland; 10/17/10 vs. Cleveland; 11/5/07 vs. Baltimore; 9/24/06 vs. Cincinnati; 12/15/02 vs. Carolina; 12/23/01 vs. Detroit)

Longest Fumble Return

77t LaMarr Woodley (10/25/09 vs. Minnesota)

Longest Interception Return

84 Joey Porter (9/15/02 vs. Oakland)

Longest Kickoff Return

98t Allen Rossum (9/23/07 vs. San Francisco)

Longest Kickoff Return for a TD

98t Allen Rossum (9/23/07 vs. San Francisco)

Longest Punt Return

84t Antwaan Randle El (10/26/03 vs. St. Louis)

Longest Punt Return for a TD

84t Antwaan Randle El (10/26/03 vs. St. Louis)

Longest Punt

79 Jordan Berry (10/18/15 vs. Arizona)
Drew Butler (12/9/12 vs. San Diego)

Longest Field Goal

53 Chris Boswell (11/26/17 vs. Green Bay)

Coldest Game

11° (12/31/17 vs. Cleveland)

11° ○ (1/23/05 vs. New England)

17° ○ (1/8/17 vs. Miami)

17° ○ (1/23/11 vs. N.Y. Jets)

● Overtime ○ Postseason ○ Heinz Field Attendance Record

Steelers History *(Attendance, Records at Three Rivers Stadium)*

Steelers Attendance at Three Rivers Stadium

Year	Total	Average	Year	Total	Average
1970	318,698	(45,528)	1986	414,937	(51,867)
1971	323,812	(46,259)	1987	353,402	(50,486)
1972	340,549	(48,650)	1988	396,044	(49,506)
1973	377,640	(47,205)	1989	383,494	(47,937)
1974	325,457	(46,494)	1990	434,769	(54,346)
1975	341,205	(46,744)	1991	406,935	(50,867)
1976	330,620	(47,231)	1992	427,282	(53,410)
1977	337,156	(48,165)	1993	440,927	(55,116)
1978	380,258	(47,532)	1994	461,272	(57,659)
1979	391,931	(48,991)	1995	455,913	(56,989)
1980	424,106	(53,013)	1996	466,944	(58,368)
1981	420,964	(52,621)	1997	462,532	(57,817)
1982	208,890	(52,223)	1998	464,619	(58,077)
1983	462,587	(57,823)	1999	416,618	(52,077)
1984	447,288	(55,911)	2000	440,428	(55,053)
1985	436,069	(54,509)			



Steelers Records at Three Rivers Stadium

Overall Record

182-73 (Includes Regular & Postseason Games)

Steelers Biggest Wins-Worst Losses

Biggest Win: 42 points (45-3) (9/8/85 vs. Indianapolis)

Worst Loss: 51 points (0-51) (9/10/89 vs. Cleveland)

Largest Postseason Crowd

Attendance 61,545 (1/15/94 vs. San Diego)

Largest Regular Season Crowd

Attendance 60,808 (12/18/94 vs. Cleveland)

Most Yards Passing

374 Mark Malone (9/30/85 vs. Cincinnati)

Most Touchdown Passes

5 Mark Malone (9/8/85 vs. Indianapolis)

Most Passes Completed

30 Terry Bradshaw (11/25/79 vs. Cleveland)

Neil O'Donnell (10/19/95 vs. Cincinnati)

Most Passing Attempts

52 Neil O'Donnell (10/19/95 vs. Cincinnati)

Longest Pass Play

89t Neil O'Donnell to Dwight Stone (9/1/91 vs. San Diego)

Most Receptions

14 Courtney Hawkins (11/1/98 vs. Tennessee)

Most Yards Receiving

196 Yancey Thigpen (10/26/97 vs. Jacksonville)

Most Yards Receiving by an Opponent

258 Qadry Ismail (12/12/99 vs. Baltimore)

Most Yards Rushing

190 Barry Foster (9/13/92 vs. N.Y. Jets)

Most Yards Rushing by an Opponent

234 Fred Taylor (11/19/00 vs. Jacksonville)

Most Rushing Attempts

41 Franco Harris (10/17/76 vs. Cincinnati)

Longest Rushing Play

75 Sidney Thornton (9/23/79 vs. Baltimore)

Most Quarterback Sacks

4.5 Chad Brown (10/13/96 vs. Cincinnati)

L.C. Greenwood (11/25/79 vs. Cleveland)

Most Quarterback Sacks (Team)

10 (10/13/96 vs. Cincinnati)

Longest Fumble Return

102t Travis Davis (12/26/99 vs. Carolina)

Longest Kick Return

95t Larry Anderson (11/25/79 vs. Cleveland)

Longest Punt Return

67 John Stagger (9/26/71 vs. Cincinnati)

Longest Punt Return for a TD

53 Hank Poteat (12/16/00 vs. Washington)

Longest Punt

72 Josh Miller (10/26/97 vs. Jacksonville)

Longest Field Goal

55 Gary Anderson (11/25/84 vs. San Diego)

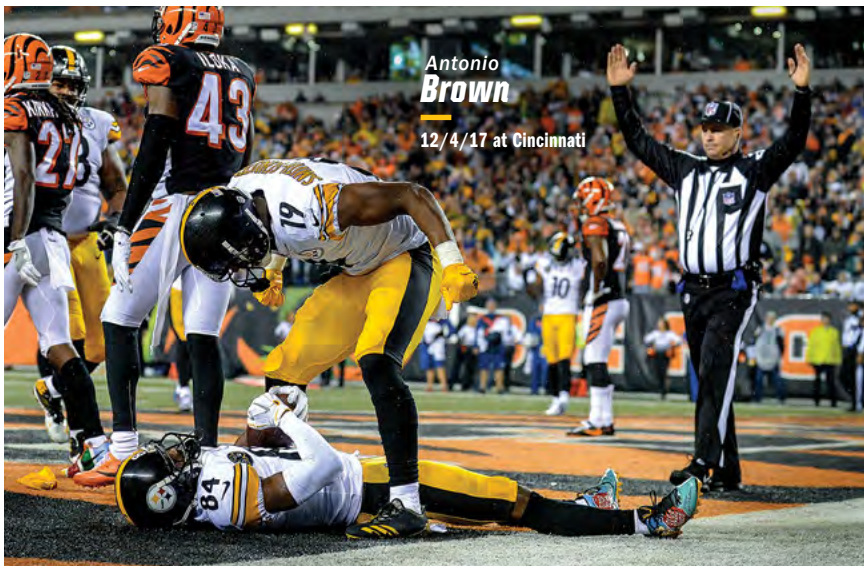
Coldest Game

5° (12/17/89 vs. New England)

Steelers History (Monday, Thursday, Saturday, Sunday Night)

Steelers on Monday Night (Overall: 45-24, Home: 25-5, Away 20-19)

11/2/70	Cincinnati	21-10	[W]	11/14/94	Buffalo	23-10	[W]
10/18/71	at Kansas City	38-16	[L]	9/18/95	at Miami	23-10	[L]
11/5/73	Washington	21-16	[W]	11/13/95	Cleveland	20-3	[W]
12/3/73	at Miami	30-26	[L]	9/16/96	Buffalo	24-6	[W]
10/28/74	Atlanta	24-17	[W]	10/7/96	at Kansas City	17-7	[W]
11/25/74	at New Orleans	28-7	[W]	11/25/96	at Miami	24-17	[W]
11/24/75	at Houston	32-9	[W]	9/22/97	at Jacksonville	30-21	[L]
10/4/76	at Minnesota	17-6	[L]	11/3/97	at Kansas City	13-10	[L]
9/19/77	San Francisco	27-0	[W]	10/26/98	at Kansas City	20-13	[W]
10/17/77	Cincinnati	20-14	[W]	11/9/98	Green Bay	27-20	[W]
10/23/78	Houston	24-17	[L]	12/28/98	at Jacksonville	21-3	[L]
11/27/78	at San Francisco	24-7	[W]	10/25/99	Atlanta	13-9	[W]
9/3/79	at New England	16-13	ot[W]	10/29/01	Tennessee	34-7	[W]
10/22/79	Denver	42-7	[W]	9/9/02	at New England	34-14	[L]
12/10/79	at Houston	20-17	[L]	10/21/02	Indianapolis	28-10	[W]
10/20/80	Oakland	45-34	[L]	12/23/02	at Tampa Bay	17-7	[W]
12/22/80	at San Diego	26-17	[L]	11/17/03	at San Francisco	30-14	[L]
10/26/81	Houston	26-13	[W]	10/10/05	at San Diego	24-22	[W]
12/7/81	at Oakland	30-27	[L]	10/31/05	Baltimore	20-19	[W]
9/13/82	at Dallas	36-28	[W]	11/28/05	at Indianapolis	26-7	[L]
10/10/83	at Cincinnati	24-14	[W]	9/18/06	at Jacksonville	9-0	[L]
10/1/84	Cincinnati	38-17	[W]	11/5/07	Baltimore	38-7	[W]
11/19/84	at New Orleans	27-24	[L]	11/26/07	Miami	3-0	[W]
9/16/85	at Cleveland	17-7	[L]	9/29/08	Baltimore	23-20	ot[W]
9/30/85	Cincinnati	37-24	[L]	11/3/08	at Washington	23-6	[W]
9/15/86	Denver	21-10	[L]	11/9/09	at Denver	28-10	[W]
10/13/86	at Cincinnati	24-22	[L]	11/8/10	at Cincinnati	27-21	[W]
10/29/90	L.A. Rams	41-10	[W]	12/19/11	at San Francisco	20-3	[L]
10/14/91	N.Y. Giants	23-20	[L]	11/12/12	Kansas City	16-13	ot[W]
10/19/92	Cincinnati	20-0	[W]	9/16/13	at Cincinnati	20-10	[L]
9/27/93	at Atlanta	45-17	[W]	10/20/14	Houston	30-23	[W]
11/15/93	Buffalo	23-0	[W]	11/17/14	at Tennessee	27-24	[W]
12/13/93	at Miami	21-20	[W]	10/12/15	at San Diego	24-20	[W]
10/3/94	Houston	30-14	[W]	9/12/16	at Washington	38-16	[W]
				12/4/17	at Cincinnati	23-20	[W]



Antonio Brown

12/4/17 at Cincinnati

Steelers History (Monday, Thursday, Saturday, Sunday Night)

Sunday Night [Overall: 27-20, Home: 13-7, Away 14-13]

11/12/78	at L.A. Rams	10-7	[L]
12/8/85	at San Diego	54-44	[L]
12/4/88	at Houston	37-34	[W]
9/16/90	Houston	20-9	[W]
11/18/90	at Cincinnati	27-3	[L]
12/30/90	at Houston	34-14	[L]
10/6/91	at Indianapolis	21-3	[W]
11/3/91	at Denver	20-13	[L]
10/25/92	at Kansas City	27-3	[W]
11/28/93	at Houston	23-3	[L]
10/30/94	at Arizona	20-17	ot[L]
10/12/97	Indianapolis	24-22	[W]
11/9/97	Baltimore	37-0	[W]
9/12/99	at Cleveland	43-0	[W]
11/19/00	Jacksonville	34-24	[L]
12/16/01	at Baltimore	26-21	[W]
9/15/02	Oakland	30-17	[L]
10/5/03	Cleveland	33-13	[L]
12/28/03	at Baltimore	13-10	ot[L]
9/26/04*	at Miami	13-3	[W]
12/5/04	at Jacksonville	17-16	[W]
11/13/05	Cleveland	34-21	[W]
10/8/06	at San Diego	23-13	[L]
10/21/07	at Denver	31-28	[L]
12/2/07	Cincinnati	24-10	[W]
9/14/08	at Cleveland	10-6	[W]
10/5/08	at Jacksonville	26-21	[W]
10/4/09	San Diego	38-28	[W]
11/29/09	at Baltimore	20-17	ot[L]
10/31/10	at New Orleans	20-10	[L]
11/14/10	New England	39-26	[L]
12/5/10	at Baltimore	13-10	[W]
9/25/11	at Indianapolis	23-20	[W]
11/6/11	Baltimore	23-20	[L]
11/27/11	at Kansas City	13-9	[W]
9/9/12	at Denver	31-19	[L]
10/21/12	at Cincinnati	24-17	[W]
11/18/12	Baltimore	13-10	[L]
9/22/13	Chicago	40-23	[L]
12/15/13	Cincinnati	30-20	[W]
9/21/14	at Carolina	37-19	[W]
11/2/14	Baltimore	43-23	[W]
12/28/14	Cincinnati	27-17	[W]
12/6/15	Indianapolis	45-10	[W]
10/12/16	Kansas City	43-14	[W]
10/29/17	at Detroit	20-15	[W]
11/26/17	Green Bay	31-28	[W]
12/10/17	Baltimore	39-38	[W]

* Not in record; game was originally scheduled as a 1 p.m. kickoff but changed to 8:30 p.m. due to weather.

Christmas Day [Overall: 2-0, Home: 1-0, Away 1-0]

12/25/16	Baltimore	31-27	[W]
12/25/17	at Houston	34-6	[W]

Thanksgiving Day [Overall: 2-6, Home: 0-0, Away 2-6]

11/23/39	at Philadelphia	17-14	[L]
11/28/40	at Philadelphia	7-0	[L]
11/23/50	at Chicago Cardinals	28-17	[W]
11/24/83	at Detroit	45-3	[L]
11/28/91	at Dallas	20-10	[L]
11/26/98	at Detroit	19-16	ot[L]
11/28/13	at Baltimore	22-20	[L]
11/24/16	at Indianapolis	28-7	[W]

Thursday Night [Overall: 9-9, Home: 7-2, Away 2-7]

12/4/80	at Houston	6-0	[L]
9/10/81	at Miami	30-10	[L]
9/6/84	at N.Y. Jets	23-17	[W]
10/19/95	Cincinnati	27-9	[L]
12/2/99	at Jacksonville	20-6	[L]
9/7/06	Miami	28-17	[W]
12/7/06	Cleveland	27-7	[W]
12/20/07	at St. Louis	41-24	[W]
11/20/08	Cincinnati	27-10	[W]
9/10/09	Tennessee	13-10	ot[W]
12/10/09	at Cleveland	13-6	[L]
12/23/10	Carolina	27-3	[W]
12/8/11	Cleveland	14-3	[W]
10/11/12	at Tennessee	26-23	[L]
9/11/14	at Baltimore	26-6	[L]
9/10/15	at New England	28-21	[L]
10/1/15	Baltimore	23-20	ot[L]
11/16/17	Tennessee	40-17	[W]

Saturday [Overall: 10-4, Home: 4-1, Away 6-3]

12/20/75	at L.A. Rams	10-3	[L]
12/9/78	Baltimore	35-13	[W]
12/16/78	at Denver	21-17	[W]
12/10/83	at N.Y. Jets	34-7	[W]
12/21/85	at N.Y. Giants	28-10	[L]
12/13/86	at N.Y. Jets	45-24	[W]
12/26/87	Cleveland	19-13	[L]
12/16/95	New England	41-27	[W]
12/13/97	at New England	24-21	ot[W]
12/18/99	at Kansas City	35-19	[L]
12/16/00	Washington	24-3	[W]
12/18/04	at N.Y. Giants	33-30	[W]
12/24/05	at Cleveland	41-0	[W]
12/24/11	St. Louis	27-0	[W]

Steelers *Miscellaneous Records*

MEDIA INFORMATION

FOOTBALL STAFF

2018 PLAYERS

2017 IN REVIEW

STEELERS HISTORY

RECORDS

Steelers Regular-Season Streaks**CONSECUTIVE VICTORIES**

Overall					
16	Sept. 26, 2004	-	Sept. 18, 2005		
11	Oct. 5, 1975	-	Dec. 13, 1975		
10	Oct. 17, 1976	-	Sept. 19, 1977		
9	Nov. 19, 1978	-	Sept. 23, 1979		
9	Nov. 20, 2016	-	Sept. 17, 2017		
At Home	14	Oct. 29, 1978	-	Sept. 28, 1980	
13	Sept. 17, 1972	-	Nov. 5, 1973		
11	Oct. 29, 1995	-	Dec. 8, 1996		
On Road	11	Sept. 26, 2004	-	Nov. 6, 2005	
9	Nov. 17, 1974	-	Nov. 30, 1975		
6	Sept. 30, 2001	-	Dec. 16, 2001		
6	Oct. 1, 2017	-	Current Entering 2018 Season		
Start of Season	7	Sept. 3, 1978	-	Oct. 15, 1978	
End of Season	14	Sept. 26, 2004	-	Jan. 2, 2005	

CONSECUTIVE LOSSES

Overall					
16	Sept. 28, 1969	-	Oct. 3, 1970		
13	Dec. 3, 1944	-	Nov. 18, 1945		
At Home	11	Dec. 15, 1943	-	Nov. 4, 1945	
8	Sept. 16, 1934	-	Oct. 9, 1935		
On Road	11	Dec. 8, 1968	-	Oct. 3, 1970	
8	Nov. 23, 1947	-	Dec. 12, 1948		
Start of Season	10	Sept. 24, 1944	-	Dec. 3, 1944	
End of Season	13	Sept. 28, 1969	-	Dec. 21, 1969	



The Steelers longest regular-season winning streak began vs. the Miami Dolphins (9/26/04) and went all the way through the Houston Texans (9/18/05).

**When the Steelers Rush for 200 Yards (Since 1970 merger)**

Year	200-Yd. Games	Reg. Season W-L	Postseason W-L
1970	1	0-1	—
1971	2	1-1	—
1972	7	6-1	0-0
1973	2	2-0	0-0
1974	7	4-0	3-0
1975	7	6-0	1-0
1976	10	9-0	1-0
1977	3	3-0	0-0
1978	2	2-0	0-0
1979	4	4-0	0-0
1980	0	0-0	—
1981	3	3-0	—
1982	2	2-0	0-0
1983	5	4-1	0-0
1984	1	1-0	0-0

Year	200-Yd. Games	Reg. Season W-L	Postseason W-L
1985	2	2-0	—
1986	3	3-0	—
1987	3	3-0	—
1988	3	3-0	—
1989	1	1-0	0-0
1990	1	1-0	—
1991	0	0-0	—
1992	2	2-0	0-0
1993	3	3-0	0-0
1994	3	2-0	1-0
1995	0	0-0	0-0
1996	4	3-0	1-0
1997	2	2-0	0-0
1998	2	0-2	—
1999	2	2-0	—
2000	1	2-0	—
2001	7	7-0	0-0
2002	2	2-0	0-0
2003	0	0-0	—
2004	2	2-0	0-0
2005	3	3-0	0-0
2006	4	4-0	—
2007	2	2-0	0-0
2008	0	0-0	0-0
2009	1	1-0	—
2010	2	2-0	0-0
2011	0	0-0	0-0
2012	0	0-0	—
2013	0	0-0	—
2014	2	2-0	—
2015	0	0-0	—
2016	1	1-0	—
2017	0	0-0	—
TOTAL	115	102-6	7-0

Record in 1970s: 42-3

Record in 1980s: 22-1

Record in 1990s: 17-2

Record in 2000s: 23-0

Record in 2010s: 5-0

*All records include postseason

» Le'Veon Bell



Steelers History *(Overtime, Year-by-Year Home/Away Records)*



Ben
Roethlisberger

9/24/14 at Chicago

Steelers in Overtime *(Overall: 24-20-2, Home: 13-3-1, Away: 11-17-1)*

9/22/74	at Denver	35-35	[T]	12/30/01	at Cincinnati	26-23	[L]
9/24/78	Cleveland	15-9	[W]	9/29/02	Cleveland	16-13	[W]
9/3/79	at New England	16-13	[W]	11/10/02	Atlanta	34-34	[T]
11/25/79	Cleveland	33-30	[W]	1/11/03	at Tennessee*	34-31	[L]
9/27/81	New England	27-21	[W]	12/28/03	at Baltimore	13-10	[L]
9/19/82	Cincinnati	26-20	[W]	1/15/05	N.Y. Jets*	20-17	[W]
12/2/84	at Houston	23-20	[L]	10/16/05	Jacksonville	23-17	[L]
9/28/86	at Houston	22-16	[W]	11/20/05	at Baltimore	16-13	[L]
11/23/86	at Cleveland	37-31	[L]	10/22/06	at Atlanta	41-38	[L]
11/30/86	at Chicago	13-10	[L]	12/31/06	at Cincinnati	23-17	[W]
12/31/87	at Houston*	26-23	[W]	11/18/07	at N.Y. Jets	19-16	[L]
11/10/91	at Cincinnati	33-27	[W]	9/29/08	Baltimore	23-20	[W]
1/8/94	at Kansas City*	27-24	[L]	9/10/09	Tennessee	13-10	[W]
10/30/94	at Arizona	20-17	[L]	11/22/09	at Kansas City	27-24	[L]
11/6/94	at Houston	12-9	[W]	11/29/09	at Baltimore	20-17	[L]
11/20/94	Miami	16-13	[W]	9/12/10	Atlanta	15-9	[W]
11/5/95	at Chicago	37-34	[W]	11/28/10	at Buffalo	19-16	[W]
10/26/97	Jacksonville	23-17	[W]	1/8/12	at Denver*	29-23	[L]
11/30/97	at Arizona	26-20	[W]	11/12/12	Kansas City	16-13	[W]
12/13/97	at New England	24-21	[W]	12/16/12	at Dallas	27-24	[L]
11/26/98	at Detroit	19-16	[L]	10/1/15	Baltimore	23-20	[L]
11/12/00	Philadelphia	26-23	[L]	1/1/17	Cleveland	27-24	[W]
11/11/01	at Cleveland	15-12	[W]	9/24/17	at Chicago	23-17	[L]

* Postseason

Steelers History *(Overtime, Year-by-Year Home/Away Records)***Steelers Year-by-Year Record at Home (Since 1970)**

Year	Pre-Season	Regular Season	Post-Season	Overall
1970	1-0	4-3	—	5-3
1971	1-1	5-2	—	6-3
1972	1-0-1	7-0	1-1	9-1-1
1973	2-0	7-1	0-0	9-1
1974	2-0	5-2	1-0	8-2
1975	1-1	6-1	2-0	9-2
1976	1-1	6-1	0-0	7-2
1977	2-0	6-1	0-0	8-1
1978	1-0	7-1	2-0	10-1
1979	1-0	8-0	2-0	11-0
1980	0-1	6-2	—	6-3
1981	1-0	5-3	—	6-3
1982	2-0	4-0	0-1	6-1
1983	0-1	4-4	0-0	4-5
1984	1-0	6-2	0-0	7-2
1985	0-1	5-3	—	5-4
1986	0-1	4-4	—	4-5
1987	0-1	4-3	—	4-4
1988	1-0	4-4	—	5-4
1989	0-1	4-4	0-0	4-5
1990	1-0	6-2	—	7-2
1991	1-0	5-3	—	6-3
1992	1-1	7-1	0-1	8-3
1993	1-1	6-2	0-0	7-3

Year	Pre-Season	Regular Season	Post-Season	Overall
1994	1-1	7-1	1-1	9-3
1995	0-2	6-2	2-0	8-4
1996	2-0	7-1	1-0	10-1
1997	2-0	7-1	1-1	10-2
1998	2-0	5-3	—	7-3
1999	1-1	2-6	—	3-7
2000	2-0	4-4	—	6-4
2001	2-0	7-1	1-1	10-2
2002	1-1	5-2-1	1-0	7-3-1
2003	1-1	4-4	—	5-5
2004	1-1	8-0	1-1	10-2
2005	2-0	5-3	0-0	7-3
2006	0-2	5-3	—	5-5
2007	1-1	7-1	0-1	8-3
2008	2-0	6-2	2-0	10-2
2009	2-0	6-2	—	8-2
2010	2-0	5-3	2-0	9-3
2011	2-0	7-1	0-0	9-1
2012	2-0	5-3	—	7-3
2013	0-2	5-3	—	5-5
2014	1-1	6-2	0-1	7-4
2015	1-1	6-2	—	7-3
2016	0-2	6-2	1-0	7-4
2017	1-1	6-2	0-1	7-4
TOTALS	53-28-1	268-103-1	21-10	342-141-2
	(.652)	(.722)	(.677)	(.707)

Steelers Year-by-Year Record on the Road (Since 1970)

Year	Pre-Season	Regular Season	Post-Season	Overall
1970	2-1	1-6	—	3-7
1971	2-1	1-6	—	3-7
1972	1-0	4-3	0-0	5-3
1973	1-2	3-3	0-1	4-6
1974	4-0	5-1-1	1-0	10-1-1
1975	1-3	6-1	0-0	7-4
1976	3-1	4-3	1-1	8-5
1977	1-3	3-4	0-1	4-8
1978	1-2	7-1	0-0	8-3
1979	2-1	4-4	0-0	6-5
1980	3-0	3-5	—	6-5
1981	1-2	3-5	—	4-7
1982	1-0	2-3	0-0	3-3
1983	2-0	6-2	0-1	8-3
1984	2-1	3-5	1-1	6-7
1985	1-2	2-6	—	3-8
1986	1-2	2-6	—	3-8
1987	0-3	4-4	—	4-7
1988	2-1	1-7	—	3-8
1989	2-1	5-3	1-1	8-5
1990	0-2	3-5	—	3-7
1991	1-2	2-6	—	3-8
1992	1-1	4-4	0-0	5-5
1992	1-1	4-4	0-0	5-5
1993	1-1	3-5	0-1	4-7
1994	0-2	5-3	0-0	5-5
1995	1-1	5-3	0-0	6-4

Year	Pre-Season	Regular Season	Post-Season	Overall
1996	0-2	3-5	0-1	3-8
1997	2-0	4-4	0-0	6-4
1998	0-1	2-6	—	2-7
1999	0-2	4-4	—	4-6
2000	1-1	5-3	—	6-4
2001	1-1	6-2	0-0	7-3
2002	1-1	5-3	0-1	6-5
2003	0-2	2-6	—	2-8
2004	1-1	7-1	0-0	8-2
2005	1-1	6-2	3-0	10-3
2006	0-2	3-5	—	3-7
2007	3-0	3-5	0-0	6-5
2008	1-1	6-2	0-0	7-3
2009	1-1	3-5	—	4-6
2010	1-1	7-1	0-0	8-2
2011	1-1	5-3	0-1	6-5
2012	1-1	3-5	—	4-6
2013	0-2	3-5	—	3-7
2014	0-2	5-3	—	5-5
2015	0-3	4-4	1-1	5-8
2016	1-1	5-3	1-1	7-5
2017	2-0	7-1	—	9-1
TOTALS	55-62	189-182-1	9-12	253-256-1
	(.470)	(.509)	(.429)	(.497)

● Includes one game at Wembley Stadium (London)

Steelers History *(Biggest Wins, Losses, Scoring Highs, Tie Games)*9/21/75 **Steelers 37, Chargers 0**

Steelers Biggest Wins - Worst Losses

BIGGEST WINS			WORST LOSSES				
56 pts	(63-7)	N.Y. Giants	11/30/52	51 pts	(0-51)	Cleveland	9/10/89
45 pts	(45-0)	at Kansas City	11/7/76	47 pts	(7-54)	Green Bay	11/23/41
43 pts	(43-0)	at Cleveland	9/12/99	47 pts	(0-47)	Green Bay	10/15/33
42 pts	(45-3)	Indianapolis	9/8/85	42 pts	(3-45)	at Detroit	11/24/83
42 pts	(42-0)	Tampa Bay	12/5/76	42 pts	(7-49)	at Chicago	11/23/47
41 pts	(41-0)	at Cleveland	12/24/05	42 pts	(3-45)	Philadelphia	11/4/45
38 pts	(45-7)	Kansas City	10/15/06	42 pts	(7-49)	Chicago	12/3/44
37 pts	(37-0)	at San Diego	9/21/75				
37 pts	(37-0)	Baltimore	11/9/97				
36 pts	(42-6)	St. Louis	11/3/96				
36 pts	(42-6)	at Cleveland	10/5/75				

Steelers Biggest Wins - Worst Losses (At Home Since 1970)

BIGGEST WINS			WORST LOSSES				
42 pts	(45-3)	Indianapolis	9/8/85	51 pts	(51-0)	Cleveland	9/10/89
42 pts	(42-0)	Tampa Bay	12/5/76	34 pts	(34-0)	New England	10/19/86
38 pts	(45-7)	Kansas City	10/15/06	30 pts	(37-7)	Dallas	8/31/97
37 pts	(37-0)	Baltimore	11/9/97	27 pts	(41-14)	Washington	11/17/91
36 pts	(42-6)	St. Louis	11/3/96	24 pts	(31-7)	Miami	10/7/84
35 pts	(45-10)	Indianapolis	12/6/15	24 pts	(31-7)	Baltimore	12/24/06
35 pts	(35-0)	Cleveland	12/23/90	22 pts	(28-6)	Miami	9/30/90
35 pts	(38-3)	Chicago	9/28/80				
35 pts	(42-7)	Denver	10/22/79				
33 pts	(47-14)	Detroit	12/23/01				

Steelers Biggest Comeback Wins

The Steelers trailed Baltimore **21-0** (10/5/97) in the second quarter and came back to win, **42-34**.The Steelers trailed Buffalo **21-0** (12/15/85) in the second quarter and came back to win, **30-24**.

Steelers & Opponents Scoring Highs

MOST POINTS BY STEELERS				MOST POINTS BY OPPONENTS			
63	11/30/52	N.Y. Giants	(63-7)	55	11/3/13	at New England	(55-31)
57	12/18/66	at Atlanta	(57-33)	54	11/23/41	Green Bay	(54-7)
55	10/17/54	Cleveland	(55-27)	52	9/8/91	at Buffalo	(52-34)
52	11/25/84	San Diego	(52-24)	52	11/23/69	at Minnesota	(52-14)
51	10/26/14	Indianapolis	(51-34)	52	10/30/66	at Dallas	(52-21)
	10/7/79	at Cleveland	(51-35)	51	9/10/89	at Cleveland	(51-0)
49	11/19/95	at Cincinnati	(49-31)	49	11/23/47	at Chicago	(49-7)
48	11/26/00	at Cincinnati	(48-28)	49	12/3/44	Chicago	(49-7)
47	12/23/01	Detroit	(47-14)				

Steelers in Tie Games (21)

10/22/33	at Cincinnati	(0-0)	11/8/59	Detroit	(10-10)
11/5/33	at Brooklyn	(3-3)	10/23/60	at Washington	(27-27)
10/29/39	at Cleveland	(14-14)	9/15/63	at Philadelphia	(21-21)
9/8/40	Chicago Cardinals	(7-7)	11/24/63	Chicago	(17-17)
9/15/40	N.Y. Giants	(10-10)	12/1/63	Philadelphia	(20-20)
11/9/41	at Philadelphia	(7-7)	9/11/66	N.Y. Giants	(34-34)
11/7/43	Washington	(14-14)	11/12/67	at St. Louis	(14-14)
9/29/46	at Washington	(14-14)	11/10/68	at St. Louis	(28-28)
11/13/49	L.A. Rams	(7-7)	9/22/74	at Denver	(35-35)
10/1/51	N.Y. Giants	(13-13)	11/10/02	Atlanta	(34-34)
12/7/58	at Washington	(14-14)			

*Sudden death overtime system for regular-season games was instituted in 1974.

Regular Season *Last Time***The Last Time the Steelers/Opponent...****Overtime Game Won**

By Steelers – Pittsburgh 27, Cleveland 24, 1/1/17
By Opponent – Chicago 23, Pittsburgh 17, 9/24/17

Tie Game

Home – Pittsburgh 34, Atlanta 34, 11/10/02
Away – Pittsburgh 35, at Denver 35, 9/22/74

Shutout

By Steelers – Pittsburgh 27, St. Louis 0, 12/24/11
By Opponent – Jacksonville 9, Pittsburgh 0, 9/18/06

Kickoff Returned for a TD

By Steelers – JuJu Smith Schuster (96 yards) vs. Cleveland, 12/31/17
By Opponent – Jacoby Jones (108 yards) vs. Baltimore, 11/2/14

Punt Returned for a TD

By Steelers – Antonio Brown (213 yards) vs. Baltimore, 12/10/17
By Opponent – Javorius Allen at Baltimore, 11/6/16

Intercepted Pass Returned for a TD

By Steelers – Ben Roethlisberger vs. Green Bay, 11/26/17
By Opponent – Barry Church and Telvin Smith vs. Jacksonville, 10/8/17

Fumble Returned for a TD

By Steelers – Troy Polamalu (16 yards) at Indianapolis, 9/25/11
By Opponent – Julius Peppers (42 yards) vs. Chicago, 9/22/13

Blocked Punt

By Steelers – Tyler Matakevich at Cleveland, 9/10/17
By Opponent – Javorius Allen at Baltimore, 11/6/16

Blocked Punt for a TD

By Steelers – Tyler Matakevich (0-yard recovered by Anthony Chickillo) at Cleveland, 9/10/17
By Opponent – Chris Moore (14 yards) at Baltimore, 11/6/16

Blocked Field Goal

By Steelers – T.J. Watt vs. Tennessee, 11/16/17
By Opponent – Sherrick McManis at Chicago, 9/24/17

Blocked Field Goal for a TD

By Steelers – Bob O'Neill (73 yards) vs. Chicago Cards, 10/13/57
By Opponent – Chris Moore (14 yards) at Baltimore, 11/6/16

Blocked PAT

By Steelers – Troy Polamalu vs. Miami, 12/8/13
By Opponent – Margus Hunt at Indianapolis, 11/12/17

Safety Scored

By Steelers – 12/4/16 vs. NY Giants (Penalty on Ereck Flowers enforced in end zone)
By Opponent – 12/19/10 vs. N.Y. Jets (Mewelde Moore tackled in end zone by Jason Taylor)



T.J. Watt **Blocked Field Goal** 11/16/17 vs. Tennessee

Two 100-Yard Rushers in Same Game

By Steelers – 9/21/14 at Carolina (Le'Veon Bell 147, LeGarrette Blount 118)
By Opponent – None

200 Yards Rushing

By Steelers – Le'Veon Bell (236 yards) at Buffalo, 12/11/16
By Opponent – Jay Ajayi (204 yards) at Miami, 10/16/16

300 Yards Passing

By Steelers – Ben Roethlisberger (351 yards) vs. Green Bay, 11/26/17
By Opponent – DeShone Kizer (314 yards) vs. Cleveland, 12/31/17

400 Yards Passing

By Steelers – Ben Roethlisberger (408 yards) vs. Dallas, 11/13/16
By Opponent – Matthew Stafford (423 yards) at Detroit, 10/29/17

500 Yards Passing

By Steelers – Ben Roethlisberger (506 yards) vs. Baltimore, 12/10/17
By Opponent – None

200 Yards Receiving

By Steelers – Markus Wheaton [201 yards] at Seattle, 11/29/15
By Opponent – A.J. Green (224 yards) at Cincinnati, 12/7/14

Four TD Passes

By Steelers – Ben Roethlisberger vs. Green Bay, 11/26/17
By Opponent – Derek Carr vs. Oakland, 11/8/15

Five TD Passes

By Steelers – Ben Roethlisberger vs. Kansas City, 10/2/16
By Opponent – Russell Wilson at Seattle, 11/29/15

Six TD Passes

By Steelers – Ben Roethlisberger vs. Baltimore, 11/2/14
By Opponent – Jim Kelly at Buffalo, 9/8/91

Three TD Receptions

By Steelers – Antonio Brown vs. Tennessee, 11/16/17
By Opponent – Doug Baldwin at Seattle, 11/29/15

Four TD Receptions

By Steelers – Roy Jefferson vs. Atlanta, 11/3/68
By Opponent – Don Beebe at Buffalo, 9/8/91

Three TDs Rushing

By Steelers – Le'Veon Bell at Buffalo, 12/11/16
By Opponent – Arlen Harris vs. St. Louis, 10/26/03

Four Field Goals

By Steelers – Chris Boswell vs. Baltimore, 12/10/17
By Opponent – Justin Tucker vs. Baltimore, 12/25/16

Five Field Goals

By Steelers – Chris Boswell at Cincinnati, 10/22/17
By Opponent – Matt Prater at Detroit, 10/29/17

Six Field Goals

By Steelers – Chris Boswell at Cincinnati, 12/18/16
By Opponent – Todd Peterson vs. Seattle, 9/26/99

Three Interceptions

By Steelers – Darren Perry at Cleveland, 9/11/94
By Opponent – Dick Anderson (4) at Miami, 12/3/73

Four Interceptions

By Steelers – Jack Butler vs. Washington, 12/13/53
By Opponent – Dick Anderson at Miami, 12/3/73

Regular Season *Last Time***The Last Time the Steelers/Opponent...****Three Sacks**

By Steelers – Mike Hilton at Houston, 12/25/17
By Opponent – Terrell Suggs at Baltimore, 9/11/11

Four Sacks

By Steelers – Joey Porter at Tampa Bay, 10/21/01
By Opponent – Alfred Williams vs. Cincinnati, 10/16/94

Five Sacks

By Steelers – Joe Greene at Houston, 12/10/72
By Opponent – None

Gained 500 Yards of Total Offense

By Steelers – 545 (59 rushing, 486 passing)
vs. Baltimore, 12/10/17
By Opponent – 610 (197 rushing, 413 passing)
at New England, 11/3/13

Limited Team to Under 100 Yards of Total Offense

By Steelers – 98 (81 rushing, 17 passing), 10/29/06
at Oakland
By Opponent – 53 (36 rushing, 17 passing), 9/10/89
vs. Cleveland

Three Interceptions (TEAM)

By Steelers – at Buffalo, 12/11/16
By Opponent – at Buffalo, 12/11/16

Four Interceptions (TEAM)

By Steelers – vs. Tennessee 11/16/17
By Opponent – at Seattle, 11/29/15

Five Interceptions (TEAM)

By Steelers: 12/5/93 vs. New England
By Opponent: 10/8/17 vs. Jacksonville

Five Takeaways (TEAM)

By Steelers – (7) at Tennessee, 9/19/10, (3 INT, 4 FUM)
By Opponent – (5) vs. Jacksonville, 10/8/17 (5 INT, 0 FUM)

Six Takeaways (TEAM)

By Steelers – (7) at Tennessee, 9/19/10, (3 INT, 4 FUM)
By Opponent – (8) at Cleveland, 11/25/12 (3 INT, 5 FUM)

Two 100-Yard Receivers in Same Game

By Steelers – at Cincinnati (Bell 106, A. Brown 101),
12/4/17
By Opponent – vs. Baltimore (Allen 2, Collins 1)

100 Yards Rushing

By Steelers – 12/31/17 vs. Cleveland (28-124)
By Opponent – 12/31/17 vs. Cleveland (27-102)

200 Yards Rushing

By Steelers: 12/11/16 at Buffalo (42-240)
By Opponent: 10/8/17 vs. Jacksonville (37-231)

100-Yard Rusher and 100-Yard Receiver

By Steelers – 12/17/17 vs. New England (Bell, 117,
Smith-Schuster 114)
By Opponent – 11/13/16 vs. Dallas (Elliott 114, Bryant 116)

100-Yard Rusher and Two 100-Yard Receivers

By Steelers – 12/6/15 vs. Indianapolis [D. Williams 134,
A. Brown 118, Bryant 114]
By Opponent – 11/3/13 at New England (Ridley 115,
Gronkowski 143, Dobson 130)

100-Yard Rusher, 300-Yard Passer and 100-Yard Receiver

By Steelers – 9/12/16 at Washington (D. Williams 143,
Roethlisberger 300, A. Brown 126)
By Opponent – 11/13/16 vs. Dallas (Elliott 114, Prescott
319, Bryant 116)

100-Yard Rusher, 300-Yard Passer and Two 100-Yard Receivers

By Steelers – 12/6/15 vs. Indianapolis [D. Williams 134,
A. Brown 118, Bryant 114, Roethlisberger 364]
By Opponent – 11/3/13 at New England (Ridley 115, Brady
432, Gronkowski 143, Dobson 130)

100-Yard Rusher and 300-Yard Passer

By Steelers – 12/6/15 vs. Indianapolis [D. Williams 134,
Roethlisberger 364]
By Opponent – 11/3/13 at New England (Ridley 115,
Brady 432)

100-Yard Receiver and 300-Yard Passer

By Steelers – 12/10/17 vs. Baltimore (A. Brown 213,
Roethlisberger 506)
By Opponent – 12/31/17 vs. Cleveland (Gordon 115,
Kizer 314)

Two 100-Yard Receivers and 300-Yard Passer

By Steelers – 12/6/15 vs. Indianapolis [A. Brown 118,
Bryant 114, Roethlisberger 364]
By Opponent – 10/26/14 vs. Indianapolis (Hilton 155,
Moncrief 113, Luck 400)

**100-Yard Rusher, 100-Yard Receiver,
200-Yard Receiver and 400-Yard Passer**

By Steelers: 11/10/02 vs. Atlanta (Zereoue 123, Burress
253, Ward 139, Maddox 473)
By Opponent – None

100-Yard Rusher, Two 100-Yard Receivers and 400-Yard Passer

By Steelers: 11/10/02 vs. Atlanta (Zereoue 123,
Burress 253, Ward 139, Maddox 473)
By Opponent – 11/3/13 at New England (Ridley 115,
Gronkowski 143, Dobson 130, Brady 432)

Three 100-Yard Receivers and 300-Yard Passer

By Steelers: 12/13/58 vs. Chicago Cardinals (Orr 205, Mc-
Clair 139, Tracy 106, Layne 409)
By Opponent – 11/10/68 at St. Louis (D. Williams 114,
Conrad 133, Smith 105, Hart 353)

Three Rushing Touchdowns

By Steelers – 12/11/16 at Buffalo (Bell 3)
By Opponent – 12/10/17 vs. Baltimore (Allen 2, Collins 1)

Four Rushing Touchdowns

By Steelers – 1/1/06 Detroit (Bettis 3, Roethlisberger 1)
By Opponent – 12/8/85 at San Diego (McGee 2, Anderson 1,
Spencer 1)

Five Rushing Touchdowns

By Steelers – 11/3/96 at Kansas City (Bettis 2, Stewart 2,
Pegram 1)
By Opponent – 12/12/54 at Cleveland (Hanulak 3, Morrison
1, Reynolds 1)

Three Touchdown Passes

By Steelers – 11/26/17 vs. Green Bay (Roethlisberger 4)
By Opponent – 11/26/17 vs. Green Bay (Hundley, 3)

Four Touchdown Passes

By Steelers – 11/26/17 vs. Green Bay (Roethlisberger 4)
By Opponent – 11/29/15 at Seattle (Wilson 5)

Five Touchdown Passes

By Steelers – 10/2/16 vs. Kansas City (Roethlisberger 5)
By Opponent – 11/29/15 at Seattle (Wilson 5)

Six Touchdown Passes

By Steelers – 11/2/14 vs. Baltimore (Roethlisberger 6)
By Opponent – 9/8/91 at Buffalo (Kelly 6)

Regular Season *Last Time*

The Last Time the Steelers/Opponent...

Six Sacks

By Steelers – 12/25/17 at Houston (7)
By Opponent – 11/20/05 vs. Baltimore (6-34)

Seven or more Sacks

By Steelers – 12/25/17 at Houston (7)
By Opponent – 12/20/09 at Cleveland (8-60)

Two Opponent Fumble Recoveries

By Steelers – 1/1/17 vs. Cleveland (S. Davis 1, M. Mitchell 1)
By Opponent – 10/26/14 vs. Indianapolis (Adams 1, Studebaker 1)

Shutout on Road

By Steelers – 12/24/05 at Cleveland (41-0)
By Opponent – 11/26/06 at Baltimore (0-27)

Shutout at Home

By Steelers – 12/24/11 vs. St. Louis (27-0)
By Opponent – 9/3/00 vs. Baltimore (0-16)

Overtime Win away from Pittsburgh

By Steelers – 11/28/10 at Buffalo (19-16)
By Opponent – 12/16/12 at Dallas (27-24)

Overtime Win in Pittsburgh

By Steelers – 1/1/17 vs. Cleveland (27-24)
By Opponent – 10/1/15 vs. Baltimore (23-20)

40 Points

By Steelers – 11/16/17 vs. Tennessee (40-17)
By Opponent – 11/3/13 at New England (55-31)

50 Points

By Steelers – 10/26/14 vs. Indianapolis (51-34)
By Opponent – 11/3/13 at New England (55-31)

Two-Point Conversion

By Steelers – 11/26/17 vs. Green Bay (Roethlisberger - A. Brown pass)
By Opponent – 12/17/17 vs. New England (Brady - Gronkowski pass)

Missed Point-After-Touchdown Attempt

By Steelers – 11/26/17 vs. Green Bay (Chris Boswell missed kick)
By Opponent – 12/17/17 vs. New England (Stephen Gostkowski missed kick)

Postseason *Last Time*

The Last Time the Steelers/Opponent...

Overtime Game Won

By Steelers – Pittsburgh 20, N.Y. Jets 17, AFC Divisional Playoff, 1/15/05
By Opponent – Denver 29, Pittsburgh 23, AFC Wild Card Game, 1/8/12

Shutout

By Steelers – None
By Opponent – Philadelphia 21, Pittsburgh 0, Eastern Division Playoff, 12/21/1947

Kickoff Return for TD

By Steelers – None
By Opponent – None

Punt Return for TD

By Steelers – Antonio Holmes (67 yards) vs. San Diego, AFC Divisional Playoff, 1/11/09
By Opponent – Santana Moss (75 yards) vs. N.Y. Jets, AFC Divisional Playoff, 1/15/05

Interception Return for TD

By Steelers – James Harrison (100 yards) vs. Arizona, Super Bowl XLIII, 2/1/09
By Opponent – Nick Collins (37 yards) vs. Green Bay, Super Bowl XLV, 2/6/11

Fumble Return for TD

By Steelers – William Gay (19 yards) vs. N.Y. Jets, AFC Championship Game, 1/23/11
By Opponent – Telvin Smith (50 yards) vs. Jacksonville, AFC Divisional Playoff, 1/14/18

Blocked Punt

By Steelers – Ben Roethlisberger (469) vs. Jacksonville, AFC Divisional Playoff, 1/14/18
By Opponent – Keith Cash, at Kansas City, AFC Wild Card Game, 1/8/94

Blocked Punt for TD

By Steelers – None
By Opponent – Terry Brown, vs. Minnesota, Super Bowl IX, 1/12/75

Blocked Field Goal

By Steelers – None
By Opponent – Brian Mitchell, vs. New England, AFC Championship Game, 1/27/02

Blocked Field Goal for TD

By Steelers – None
By Opponent – Antwan Harris (49 yards), vs. New England, AFC Championship Game, 1/27/02

Safety Scored

By Steelers – 1/3/15 vs. Baltimore, AFC Wild Card Game, (Punt blocked by Shamarko Thomas out of bounds in end zone)
By Opponent – 1/23/11 vs. N.Y. Jets, AFC Championship Game, (Ben Roethlisberger tackled by Mike Devito)

100 Yards Rushing

By Steelers – Le'Veon Bell (170) at Kansas City, AFC Divisional Playoff, 1/15/17
By Opponent – Leonard Fournette (109 yards) vs. Jacksonville, AFC Divisional Playoff, 1/14/18

Two 100-yard Rushers in Same Game

By Steelers – None
By Opponent – None

200 Yards Rushing

By Steelers – None
By Opponent – None

300 Yards Passing

By Steelers – Ben Roethlisberger (469) vs. Jacksonville, AFC Divisional Playoff, 1/14/18
By Opponent – Tom Brady (384) at New England, AFC Championship Game, 1/22/17

Postseason *Last Time*

The Last Time the Steelers/Opponent...

400 Yards Passing

By Steelers – None
By Opponent – None

500 Yards Passing

By Steelers – None
By Opponent – None

200 Yards Receiving

By Steelers – None
By Opponent – Demaryius Thomas (204 yards) at Denver, AFC Wild Card Game, 1/8/12

Four TD Passes

By Steelers – Terry Bradshaw, vs. Dallas, Super Bowl XIII, 1/21/79
By Opponent – Dan Marino, vs. Miami, AFC Championship Game, 1/6/85

Five TD Passes

By Steelers – Ben Roethlisberger, vs. Jacksonville, AFC Divisional Playoff, 1/14/18
By Opponent – None

Six TD Passes

By Steelers – None
By Opponent – None

Three TD Receptions

By Steelers – None
By Opponent – None

Four TD Receptions

By Steelers – None
By Opponent – None

Three TDs Rushing

By Steelers – Franco Harris, vs. Buffalo, AFC Divisional Playoff, 12/22/74
By Opponent – Leonard Fournette, vs. Jacksonville, AFC Divisional Playoff, 1/14/18

Four Field Goals

By Steelers – Chris Boswell, at Kansas City, AFC Divisional Playoff, 1/15/17 (6)
By Opponent – Brandon McManus, at Denver, AFC Divisional Playoff, 1/17/16

Five Field Goals

By Steelers – Chris Boswell, at Kansas City, AFC Divisional Playoff, 1/15/17 (6)
By Opponent – Brandon McManus, at Denver, AFC Divisional Playoff, 1/17/16

Six Field Goals

By Steelers – Chris Boswell, at Kansas City, AFC Divisional Playoff, 1/15/17
By Opponent – None

Three Interceptions

By Steelers – None
By Opponent – None

Four Interceptions

By Steelers – None
By Opponent – None

Three Sacks

By Steelers – James Harrison, vs. Baltimore, AFC Divisional Playoff, 1/15/11
By Opponent – Terrell Suggs, vs. Baltimore, AFC Divisional Playoff, 1/15/11

Four Sacks

By Steelers – None
By Opponent – None

Five Sacks

By Steelers – None
By Opponent – None

500 Yards of Total Offense

By Steelers – 545 (83 rushing, 462 passing) vs. Jacksonville, AFC Divisional Playoff, 1/14/18
By Opponent – 569 (134 rushing, 435 passing) vs. Miami, AFC Championship Game, 1/6/85

Limited Team to Under 100 Yards of Total Offense

By Steelers – None
By Opponent – None

Three Interceptions (TEAM)

By Steelers – vs. Baltimore, AFC Championship Game, 1/18/09
By Opponent – vs. Jacksonville, AFC Wild Card Game, 1/5/08

Four Interceptions (TEAM)

By Steelers – None
By Opponent – None

Five Interceptions (TEAM)

By Steelers – vs. Houston, AFC Championship Game, 1/7/79
By Opponent – None

Five Takeaways (TEAM)

By Steelers – vs. Houston (9), AFC Championship Game, 1/7/79 (5 INT, 4 FUM)
By Opponent – vs. Houston, AFC Championship Game, 1/7/79 (2 INT, 3 FUM)

Six Takeaways (TEAM)

By Steelers – vs. Houston (9), AFC Championship Game, 1/7/79 (5 INT, 4 FUM)
By Opponent – vs. Oakland (8), AFC Championship Game, 1/4/76 (3 INT, 5 FUM)

Two 100-Yard Receivers in Same Game

By Steelers – vs. Jacksonville (A. Brown 7-132, McDonald 10-112), AFC Divisional, 1/14/18
By Opponent – at New England (Hogan 9 – 180, Edelman 8 – 118), AFC Championship Game, 1/22/17

100 Yards Rushing (TEAM)

By Steelers – 1/15/17 at Kansas City, AFC Divisional Playoff, (34-171)
By Opponent – 1/14/18 vs. Jacksonville, AFC Divisional Playoff, (35-164)

200 Yards Rushing (TEAM)

By Steelers – 12/29/96 vs. Indianapolis, AFC Wild Card Game, (51–231)
By Opponent – 12/22/73 at Oakland, AFC Divisional Playoff, (55–232)

100-Yard Rusher and 100-Yard Receiver

By Steelers – 1/15/17 at Kansas City, AFC Divisional Playoff, (Bell 170, A. Brown 108)
By Opponent – 1/9/83 vs. San Diego, AFC Wild Card Game (Muncie 126, Chandler 124, Winslow 102)

Postseason *Last Time*

The Last Time the Steelers/Opponent...

100-Yard Rusher and Two 100-Yard Receivers

By Steelers – None
By Opponent – 1/9/83 vs. San Diego, AFC Wild Card Game (Muncie 126, Fouts 333, Chandler 124, Winslow 102)

100-Yard Rusher, 300-Yard Passer and 100-Yard Receiver

By Steelers – None
By Opponent – 1/9/83 vs. San Diego, AFC Wild Card Game (Muncie 126, Fouts 333, Chandler 124, Winslow 102)

100-Yard Rusher, 300-Yard Passer and Two 100-Yard Receiver

By Steelers – None
By Opponent – 1/9/83 vs. San Diego, AFC Wild Card Game (Muncie 126, Fouts 333, Chandler 124, Winslow 102)

100-Yard Rusher and 300-Yard Passer

By Steelers – None
By Opponent – 1/9/83 vs. San Diego, AFC Wild Card Game (Muncie 126, Fouts 333)

Two 100-Yard Receivers and 300-Yard Passer

By Steelers – 1/14/18 vs. Jacksonville, AFC Divisional Playoff (A. Brown 132, McDonald 112, Roethlisberger 469)
By Opponent – 1/22/17 at New England, AFC Championship Game (Brady 384, Hogan 180, Edelman 118)

100-Yard Rusher, 100-Yard Receiver, 200-Yard Receiver and 400-Yard Passer

By Steelers – None
By Opponent – None

100-Yard Rusher, Two 100-Yard Receivers and 400-Yard Passer

By Steelers – None
By Opponent – None

Three 100-Yard Receivers and 300-Yard Passer

By Steelers – None
By Opponent – None

Three Rushing Touchdowns

By Steelers – 1/11/09 vs. San Diego, AFC Divisional Playoff, (Parker 2, Russell 1)
By Opponent – 1/4/18 vs. Jacksonville, AFC Divisional Playoff (Fournette 3, Yeldon 1)

Four Rushing Touchdowns

By Steelers – 12/29/96, vs. Indianapolis, AFC Wild Card Game (Bettis 2, Stewart 2, Witman 1)
By Opponent – 1/14/18 vs. Jacksonville, AFC Divisional Playoff (Fournette 3, Yeldon 1)

Five Rushing Touchdowns

By Steelers – 12/29/96, vs. Indianapolis, AFC Wild Card Game (Bettis 2, Stewart 2, Witman 1)
By Opponent – None

Three Touchdown Passes

By Steelers – 1/14/18 vs. Jacksonville, AFC Divisional Playoff (Roethlisberger 5)
By Opponent – 1/22/17 at New England, AFC Championship Game (Brady 3)

Four Touchdown Passes

By Steelers – 1/14/18 vs. Jacksonville, AFC Divisional Playoff (Roethlisberger 5)
By Opponent – 1/6/85 vs. Miami, AFC Championship Game (Marino 4)

Five Touchdown Passes

By Steelers – 1/14/18 vs. Jacksonville, AFC Divisional Playoff (Roethlisberger 5)
By Opponent – None

Six Touchdown Passes

By Steelers – None
By Opponent – None

Six Sacks

By Steelers – None
By Opponent – 1/15/11 vs. Baltimore, AFC Divisional Playoff (6–34)

Seven or More Sacks

By Steelers – None
By Opponent – 1/9/93 vs. Buffalo, AFC Divisional Playoff (7–52)

Two Opponent Fumble Recoveries

By Steelers – 1/8/17 vs. Miami, AFC Wild Card Game (Tuitt, Walton)
By Opponent – 1/15/11 vs. Baltimore, AFC Divisional Playoff (Redding, Reed)

Shutout on Road

By Steelers – None
By Opponent – None

Shutout at Home

By Steelers – None
By Opponent – 12/21/47 vs. Philadelphia (21–0), Eastern Division Playoff

OT Win Away from Pittsburgh

By Steelers – 1/31/89 at Houston, AFC Wild Card Game (23–20)
By Opponent – 1/8/12 at Denver, AFC Wild Card Game (29-23)

OT Win in Pittsburgh

By Steelers – 1/15/05 vs. N.Y. Jets, AFC Divisional Playoff (20–17)
By Opponent – None

40 Points

By Steelers – 1/14/18 vs. Jacksonville, AFC Divisional Playoff (42-45)
By Opponent – 1/23/05 vs. New England, AFC Championship Game (41–27)

50 Points

By Steelers – None
By Opponent – None

Two-Point Conversion

By Steelers – 1/22/17 at New England, AFC Championship Game (Roethlisberger pass to D. Williams)
By Opponent – 1/17/16 at Denver, AFC Divisional Playoff [Payton Manning pass to Demaryius Thomas]

Missed Point-After-Touchdown Attempt

By Steelers – 1/22/17 at New England, AFC Championship Game (Chris Boswell kick failed)
By Opponent – 1/22/17 at New England, AFC Championship Game (Stephen Gostkowski kick failed)

AFC Central/North Division Playoff Races (Week-by-Week)

1980 Central Division

Wk	CIN	CLE ●	HOU ●	PIT
1	0-1	0-1	0-1	1-0
2	0-2	0-2	1-1	2-0
3	1-2	1-2	2-1	2-1
4	1-3	2-2	3-1	3-1
5	1-4	2-3	3-2	4-1
6	2-4	3-3	3-3	4-2
7	3-4	4-3	4-3	4-3
8	3-5	5-3	5-3	4-4
9	3-6	6-3	6-3	5-4
10	3-7	7-3	7-3	6-4
11	3-8	7-4	8-4	7-4
12	3-9	8-4	8-4	7-5
13	4-9	9-4	8-5	8-5
14	5-9	10-4	9-5	8-6
15	6-9	10-5	10-5	9-6
16	6-10	11-5	11-5	9-7



1981 Central Division

Wk	CIN ●	CLE	HOU	PIT
1	1-0	0-1	1-0	0-1
2	2-0	0-2	2-0	0-2
3	2-1	1-2	2-1	1-2
4	3-1	2-2	2-2	2-2
5	3-2	2-3	3-2	3-2
6	4-2	2-4	4-2	4-2
7	5-2	3-4	4-3	4-3
8	5-3	4-4	4-4	5-3
9	6-3	4-5	4-5	5-4
10	7-3	4-6	5-5	5-5
11	8-3	5-6	5-6	6-5
12	9-3	5-7	5-7	7-5
13	10-3	5-8	5-8	8-5
14	10-4	5-6	6-8	8-6
15	11-4	5-10	6-9	8-7
16	12-4	5-11	7-9	8-8

1983 Central Division

Wk	CIN	CLE	HOU	PIT ●
1	0-1	0-1	0-1	0-1
2	0-2	1-1	0-2	1-1
3	0-3	2-1	0-3	2-1
4	1-3	3-1	0-4	2-2
5	1-4	3-2	0-5	3-2
6	1-5	4-2	0-6	4-2
7	1-6	4-3	0-7	5-2
8	2-6	4-4	0-8	6-2
9	3-6	5-4	0-9	7-2
10	4-6	5-5	0-10	8-2
11	4-7	6-5	1-10	9-2
12	5-7	7-5	1-11	9-3
13	5-8	8-5	1-12	9-4
14	6-8	8-6	1-13	9-5
15	7-8	8-7	2-13	10-5
16	7-9	9-7	2-14	10-6

1985 Central Division

Wk	CIN	CLE ●	HOU	PIT
1	0-1	0-1	1-0	1-0
2	0-2	1-1	1-1	1-1
3	0-3	1-2	1-2	2-1
4	1-3	2-2	1-3	2-2
5	1-4	3-2	1-4	2-3
6	2-4	4-2	1-5	2-4
7	2-5	4-3	2-5	3-4
8	3-5	4-4	3-5	3-5
9	4-5	4-5	4-5	4-5
10	5-5	4-6	4-6	5-5
11	5-6	5-6	4-7	6-5
12	5-7	6-6	5-7	6-6
13	6-7	7-6	5-8	6-7
14	7-7	7-7	5-9	6-8
15	7-8	8-7	5-10	7-8
16	7-9	8-8	5-11	7-9

1982 Central Division

Wk	CIN ●	CLE	HOU	PIT
1	1-0	1-0	0-1	1-0
2	1-1	1-1	1-1	2-0
3	Games Canceled (NFL Player Strike)			
4	Games Canceled (NFL Player Strike)			
5	Games Canceled (NFL Player Strike)			
6	Games Canceled (NFL Player Strike)			
7	Games Canceled (NFL Player Strike)			
8	Games Canceled (NFL Player Strike)			
9	Games Canceled (NFL Player Strike)			
10	2-1	2-1	1-2	3-0
11	3-1	2-2	1-3	3-1
12	4-1	2-3	1-4	4-1
13	5-1	2-4	1-5	4-2
14	5-2	3-4	1-6	4-3
15	6-2	4-4	1-7	5-3
16	7-2	4-5	1-8	6-3

1984 Central Division

Wk	CIN	CLE	HOU	PIT ●
1	0-1	0-1	0-1	0-1
2	0-2	0-2	0-2	1-1
3	0-3	0-3	0-3	2-1
4	0-4	1-3	0-4	2-2
5	0-5	1-4	0-5	3-2
6	1-5	1-5	0-6	3-3
7	1-6	1-6	0-7	4-3
8	2-6	1-7	0-8	4-4
9	3-6	1-8	0-9	5-4
10	3-7	2-8	0-10	6-4
11	4-7	2-9	1-10	6-5
12	4-8	3-9	2-10	6-6
13	5-8	4-9	2-11	7-6
14	6-8	4-10	3-11	7-7
15	7-8	4-11	3-12	8-7
16	8-8	5-11	3-13	9-7

1986 Central Division

Wk	CIN	CLE ●	HOU	PIT
1	0-1	0-1	1-0	0-1
2	1-1	1-1	1-1	0-2
3	2-1	1-2	1-2	0-3
4	2-2	2-2	1-3	1-3
5	3-2	3-2	1-4	1-4
6	4-2	4-2	1-5	1-5
7	5-2	4-3	1-6	1-6
8	5-3	5-3	1-7	2-6
9	6-3	6-3	1-8	3-6
10	6-4	7-3	2-4	3-7
11	7-4	7-4	2-9	4-7
12	8-4	8-4	3-9	4-8
13	8-5	9-4	3-10	4-9
14	9-5	10-4	3-11	5-9
15	9-5	11-4	4-11	6-9
16	10-6	12-4	5-11	6-10

AFC Central/North Division Playoff Races (Week-by-Week)

1987 Central Division

Wk	CIN	CLE ●	HOU ●	PIT
1	1-0	0-1	1-0	1-0
2	1-1	1-1	1-1	1-1
3	Game Canceled (NFL Player Strike)			
4	1-2	2-1	2-1	2-1
5	2-2	2-2	3-1	2-2
6	2-3	3-2	3-2	3-2
7	2-4	4-2	4-2	4-2
8	2-5	4-3	5-2	4-3
9	2-6	5-3	5-3	5-3
10	3-6	6-3	6-3	5-4
11	3-7	7-3	6-4	6-4
12	3-8	7-4	6-5	6-5
13	4-8	7-5	7-5	7-5
14	4-9	8-5	7-6	8-5
15	4-10	9-5	8-6	8-6
16	4-11	10-5	9-6	8-7

1989 Central Division

Wk	CIN	CLE ●	HOU ●	PIT ●
1	0-1	1-0	0-1	0-1
2	1-1	2-0	1-1	0-2
3	2-1	2-1	1-1	0-2
4	3-1	3-1	2-2	2-2
5	4-1	3-2	2-3	2-3
6	4-2	3-3	3-3	3-3
7	4-3	4-3	4-3	3-4
8	5-3	5-3	4-4	4-4
9	5-4	6-3	5-4	4-5
10	5-5	7-3	6-4	4-6
11	6-5	7-3-1	7-4	5-6
12	6-6	7-4-1	7-5	6-6
13	7-6	7-5-1	8-5	6-7
14	7-7	7-6-1	9-5	7-7
15	8-7	8-6-1	9-6	8-7
16	8-8	9-6-1	9-7	9-7

1991 Central Division

Wk	CIN	CLE	HOU ●	PIT
1	0-1	0-1	1-0	1-0
2	0-2	1-1	2-0	1-1
3	0-3	2-1	3-0	2-1
4	0-4	2-2	3-1	2-2
5	0-5	2-3	4-1	3-2
6	0-6	2-4	5-1	3-3
7	0-7	3-4	6-1	3-4
8	0-8	4-4	7-1	3-5
9	1-8	4-5	7-2	3-6
10	1-9	4-6	8-2	4-6
11	1-10	4-7	9-2	4-7
12	1-11	5-7	9-3	5-7
13	2-11	6-7	9-4	5-8
14	2-12	6-8	10-4	5-9
15	2-13	6-9	11-4	6-9
16	3-13	6-10	11-5	7-9

1988 Central Division


Wk	CIN ●	CLE ●	HOU ●	PIT
1	1-0	1-0	1-0	1-0
2	2-0	1-1	2-0	1-1
3	3-0	2-1	2-1	1-2
4	4-0	2-2	3-1	1-3
5	5-0	3-2	3-2	1-4
6	6-0	3-3	4-2	1-5
7	6-1	4-3	5-2	1-6
8	7-1	5-3	5-3	2-6
9	7-2	6-3	6-3	2-7
10	8-2	6-4	7-3	2-8
11	8-3	6-5	7-4	2-9
12	9-3	7-5	8-4	2-10
13	10-3	8-5	9-4	3-10
14	11-3	9-5	9-5	4-10
15	11-4	9-6	10-5	4-11
16	12-4	10-6	10-6	5-11

1990 Central Division

Wk	CIN ●	CLE	HOU ●	PIT
1	1-0	1-0	0-1	0-1
2	2-0	1-1	0-2	1-1
3	3-0	1-2	1-2	1-2
4	3-1	1-3	2-2	1-3
5	4-1	2-3	2-3	2-3
6	4-2	2-4	3-3	3-3
7	5-2	2-5	4-3	3-4
8	5-3	2-6	4-4	4-4
9	5-4	2-7	4-5	5-4
10	6-4	2-8	5-5	5-5
11	6-5	2-9	6-5	6-5
12	7-5	2-10	6-6	6-6
13	7-6	2-11	7-6	7-6
14	7-7	3-11	8-6	8-6
15	8-7	3-12	8-7	9-6
16	9-7	3-13	9-7	9-7

1992 Central Division

Wk	CIN	CLE	HOU ●	PIT ●
1	1-0	0-1	0-1	1-0
2	2-0	0-2	1-1	2-0
3	2-1	1-2	2-1	3-0
4	2-2	1-3	3-1	3-1
5	2-3	2-3	4-1	3-2
6	2-4	3-3	4-2	4-2
7	2-5	4-3	5-2	5-2
8	3-5	4-4	5-3	6-2
9	4-5	5-4	5-4	6-3
10	4-6	5-5	6-4	7-3
11	4-7	5-6	6-5	8-3
12	4-8	6-6	7-5	9-3
13	4-9	7-6	8-5	10-3
14	4-10	7-7	8-6	10-4
15	5-10	7-8	9-6	10-5
16	5-11	7-9	10-6	11-5



Mike Webster

1/1/88 vs. Tampa Bay

1993 Central Division

Wk	CIN	CLE	HOU ●	PIT ●
1	0-1	1-0	0-1	0-1
2	0-2	2-0	1-1	0-2
3	0-3	3-0	1-2	1-2
4	0-4	3-1	1-3	2-2
5	0-5	3-2	1-4	3-2
6	0-6	4-2	2-4	4-2
7	0-7	5-2	3-4	4-3
8	0-8	5-3	4-4	5-3
9	0-9	5-4	5-4	6-3
10	0-10	5-5	6-4	6-4
11	1-10	5-6	7-4	6-5
12	1-11	6-6	8-4	7-5
13	1-12	6-7	9-4	8-5
14	2-12	6-8	10-4	8-6
15	3-12	7-8	11-4	8-7
16	3-13	7-9	12-4	9-7

AFC Central/North Division Playoff Races (Week-by-Week)

1994 Central Division

Wk	CIN	CLE ●	HOU	PIT ●
1	0-1	1-0	0-1	0-1
2	0-2	1-1	0-2	1-1
3	0-3	2-1	0-3	2-1
4	0-4	3-1	1-3	2-2
5	0-5	4-1	1-4	3-2
6	0-6	5-1	1-5	4-2
7	0-7	6-1	1-6	5-2
8	0-8	6-2	1-7	5-3
9	1-8	7-2	1-8	6-3
10	2-8	8-2	1-9	7-3
11	2-9	8-3	1-10	8-3
12	2-10	9-3	1-11	9-3
13	2-11	9-4	1-12	10-3
14	2-12	10-4	1-13	11-3
15	2-13	10-5	1-14	12-3
16	3-13	11-5	2-14	12-4



Kordell Stewart
11/7/99 at San Francisco

1995 Central Division

Wk	CIN	CLE	HOU ●	JAX	PIT ●
1	1-0	0-1	1-0	0-1	1-0
2	2-0	1-1	1-1	0-2	2-0
3	2-1	1-2	1-2	0-3	2-1
4	2-2	2-2	2-2	0-4	2-2
5	2-3	2-3	2-3	1-4	3-2
6	2-4	2-4	2-4	2-4	3-3
7	3-4	2-5	2-5	2-5	3-4
8	3-5	3-5	3-5	3-5	4-4
9	3-6	4-5	4-5	3-6	5-4
10	4-6	4-6	4-6	3-7	6-4
11	4-7	4-7	4-7	3-8	7-4
12	5-7	5-7	5-7	3-9	8-4
13	5-8	5-8	5-8	3-10	9-4
14	6-8	5-9	5-9	3-11	10-4
15	6-9	6-9	6-9	3-12	11-4
16	7-9	7-9	7-9	4-12	11-5

1997 Central Division

Wk	CIN	BAL	JAX ●	TEN	PIT ●
1	1-0	0-1	1-0	1-0	0-1
2	1-1	1-1	2-0	1-1	1-1
3	1-2	2-1	3-0	1-2	1-2
4	1-3	3-1	3-1	1-3	2-2
5	1-4	3-2	4-1	1-4	3-2
6	1-5	3-3	5-1	2-4	4-2
7	1-6	3-4	5-2	3-4	5-2
8	1-7	4-4	5-3	4-4	6-2
9	2-7	4-5	6-3	4-5	6-3
10	3-7	4-6	7-3	5-5	7-3
11	3-8	4-6-1	8-3	5-6	8-3
12	4-8	4-7-1	8-4	6-6	8-4
13	4-9	4-8-1	9-4	7-6	9-4
14	5-9	5-8-1	9-5	7-7	10-4
15	6-9	6-8-1	10-5	7-8	11-4
16	7-9	6-9-1	11-5	8-8	11-5

1999 Central Division

Wk	CIN	CLE	BAL	JAX ●	TEN ●	PIT
1	0-1	0-1	0-1	1-0	1-0	1-0
2	0-2	0-2	0-2	2-0	2-0	2-0
3	0-3	0-3	1-2	2-1	3-0	2-1
4	1-3	0-4	2-2	3-1	3-1	2-2
5	1-4	0-5	2-3	4-1	4-1	2-3
6	1-5	0-6	Bye	5-1	Bye	3-3
7	1-6	0-7	2-4	Bye	5-1	4-3
8	1-7	1-7	2-5	6-1	6-1	Bye
9	1-8	1-8	3-5	7-1	6-2	5-3
10	1-9	2-8	3-6	8-1	7-2	5-4
11	1-10	2-9	4-6	9-1	8-2	5-5
12	2-10	2-10	4-7	10-1	9-2	5-6
13	3-10	2-11	5-7	11-1	9-3	5-7
14	4-10	2-12	6-7	12-1	10-3	5-8
15	Bye	2-13	7-7	13-1	11-3	5-9
16	4-11	2-14	8-7	13-2	12-3	6-9
17	4-12	Bye	8-8	14-2	13-3	6-10

1996 Central Division

Wk	CIN	BAL	HOU	JAX ●	PIT ●
1	0-1	1-0	0-1	1-0	0-1
2	0-2	1-1	1-1	1-1	1-1
3	1-2	1-2	2-1	1-2	2-1
4	1-3	2-2	2-2	1-3	3-1
5	1-4	2-3	3-2	2-3	4-1
6	1-5	2-4	4-2	2-4	5-1
7	1-6	2-5	5-2	3-4	5-2
8	2-6	3-5	5-3	3-5	6-2
9	3-6	3-6	5-4	3-6	7-2
10	4-6	3-7	6-4	4-6	7-3
11	4-7	3-8	6-5	4-7	8-3
12	5-7	3-9	6-6	5-7	9-3
13	5-8	4-9	7-6	6-7	9-4
14	6-8	4-10	7-7	7-7	10-4
15	7-8	4-11	7-8	8-7	10-5
16	8-8	4-12	8-8	9-7	10-6

1998 Central Division

Wk	CIN	BAL	JAX ●	TEN	PIT
1	0-1	0-1	1-0	1-0	1-0
2	1-1	1-1	2-0	1-1	2-0
3	1-2	1-2	3-0	1-2	2-1
4	1-3	2-2	4-0	1-3	3-1
5	2-3	2-3	5-0	2-3	3-2
6	2-4	2-4	5-1	3-3	4-2
7	2-5	2-5	5-2	3-4	5-2
8	2-6	2-6	6-2	4-4	5-3
9	2-7	3-6	7-2	5-4	6-3
10	2-8	3-7	8-2	6-4	6-4
11	2-9	4-7	8-3	6-5	7-4
12	2-10	5-7	9-3	6-6	7-5
13	2-11	5-8	10-3	7-6	7-6
14	2-12	5-9	10-4	8-6	7-7
15	3-12	5-10	10-5	8-7	7-8
16	3-13	6-10	11-5	8-8	7-9

2000 Central Division

Wk	CIN	CLE ●	BAL ●	JAX	TEN ●	PIT
1	Bye	0-1	1-0	1-0	0-1	0-1
2	0-1	1-1	2-0	1-1	1-1	Bye
3	0-2	2-1	2-1	2-1	Bye	0-2
4	0-3	2-2	3-1	2-2	2-1	0-3
5	0-4	2-3	4-1	2-3	3-1	1-3
6	0-5	2-4	5-1	2-4	4-1	2-3
7	0-6	2-5	5-2	2-5	5-1	3-3
8	1-6	2-6	5-3	2-6	6-1	4-3
9	2-6	2-7	5-4	3-6	7-1	5-3
10	2-7	2-8	6-4	Bye	8-1	5-4
11	2-8	3-8	7-4	3-7	8-2	5-5
12	2-9	3-9	8-4	4-7	9-2	5-6
13	2-10	3-10	9-4	5-7	9-3	6-6
14	3-10	3-11	Bye	6-7	10-3	7-6
15	3-11	3-12	10-4	7-7	11-3	7-7
16	4-11	3-13	11-4	7-8	12-3	8-7
17	4-12	Bye	12-4	7-9	13-3	9-7

● Division Champion ● Wild Card Team

AFC Central/North Division Playoff Races (Week-by-Week)

2001 Central Division

Wk	CIN	CLE	BAL ●	JAX	TEN	PIT ●
1	1-0	0-1	1-0	1-0	0-1	0-1
2	2-0	1-1	1-1	2-0	0-2	Bye
3	2-1	2-1	2-1	2-1	Bye	1-1
4	2-2	3-1	3-1	2-2	0-3	2-1
5	3-2	3-2	3-2	Bye	1-3	3-1
6	3-3	4-2	3-3	2-3	2-3	4-1
7	4-3	Bye	4-3	2-4	2-4	5-1
8	Bye	4-3	5-3	2-5	3-4	5-2
9	4-4	4-4	6-3	3-5	3-5	6-2
10	4-5	5-4	6-4	3-6	4-5	7-2
11	4-6	6-4	7-4	3-7	4-6	8-2
12	4-7	6-5	8-4	3-8	5-6	9-2
13	4-8	6-6	Bye	4-8	5-7	10-2
14	4-9	6-7	8-5	5-8	6-7	11-2
15	4-10	6-8	9-5	6-8	7-7	12-2
16	5-10	7-8	9-6	6-9	8-8	12-3
17	6-10	7-9	10-6	6-10	7-9	13-3

2004 North Division

Wk	BAL	CIN	CLE	PIT ●
1	0-1	0-1	1-0	1-0
2	1-1	1-1	1-1	1-1
3	2-1	1-2	1-2	2-1
4	2-2	1-3	2-2	3-1
5	3-2	Bye	2-3	4-1
6	Bye	1-4	3-3	5-1
7	4-2	2-4	3-4	Bye
8	4-3	2-5	Bye	6-1
9	5-3	3-5	3-5	7-1
10	6-3	4-5	3-6	8-1
11	7-3	4-6	3-7	9-1
12	7-4	5-6	3-8	10-1
13	7-5	6-6	3-9	11-1
14	8-5	6-7	3-10	12-1
15	8-6	6-8	3-11	13-1
16	8-7	7-8	3-12	14-1
17	9-7	8-8	4-12	15-1

2007 North Division

Wk	BAL	CIN	CLE	PIT ●
1	0-1	1-0	0-1	1-0
2	1-1	1-1	1-1	2-0
3	2-1	1-2	1-2	3-0
4	2-2	1-3	2-2	3-1
5	3-2	Bye	2-3	4-1
6	4-2	1-4	3-3	Bye
7	4-3	2-4	Bye	4-2
8	Bye	2-5	4-3	5-2
9	4-4	2-6	5-3	6-2
10	4-5	3-6	5-4	7-2
11	4-6	3-7	6-4	7-3
12	4-7	4-7	7-4	8-3
13	4-8	4-8	7-5	9-3
14	4-9	5-8	8-5	9-4
15	4-10	5-9	9-5	9-5
16	4-11	6-9	9-6	10-5
17	5-11	7-9	10-6	10-6

2002 North Division

Wk	BAL	CIN	CLE ●	PIT ●
1	0-1	0-1	0-1	0-1
2	0-2	0-2	1-1	0-2
3	Bye	0-3	2-1	Bye
4	1-2	0-4	2-2	1-2
5	2-2	0-5	2-3	1-3
6	2-3	0-6	2-4	2-3
7	3-3	Bye	3-4	3-3
8	3-4	0-7	4-4	4-3
9	3-5	1-7	4-5	5-3
10	4-5	1-8	Bye	5-3-1
11	4-6	1-9	5-5	5-4-1
12	5-6	1-10	6-5	6-4-1
13	6-6	1-11	6-6	7-4-1
14	6-7	1-12	7-6	7-5-1
15	7-7	1-13	7-7	8-5-1
16	7-8	2-13	8-7	9-5-1
17	7-9	2-14	9-7	10-5-1

2005 North Division

Wk	BAL	CIN ●	CLE	PIT ●
1	0-1	1-0	0-1	1-0
2	0-2	2-0	1-1	2-0
3	Bye	3-0	1-2	2-1
4	1-2	4-0	Bye	Bye
5	1-3	4-1	2-2	3-1
6	2-3	5-1	2-3	3-2
7	2-4	5-2	2-4	4-2
8	2-5	6-2	2-5	5-2
9	2-6	7-2	3-5	6-2
10	2-7	Bye	3-6	7-2
11	3-7	7-3	4-6	7-3
12	3-8	8-3	4-7	7-4
13	4-8	9-3	4-8	7-5
14	4-9	10-3	4-9	8-5
15	5-9	11-3	5-9	9-5
16	6-9	11-4	5-10	10-5
17	6-10	11-5	6-10	11-5

2008 North Division

Wk	BAL ●	CIN	CLE	PIT ●
1	1-0	0-1	0-1	1-0
2	Bye	0-2	0-2	2-0
3	2-0	0-3	0-3	2-1
4	2-1	0-4	1-3	3-1
5	2-2	0-5	Bye	4-1
6	2-3	0-6	2-3	Bye
7	3-3	0-7	2-4	5-1
8	4-3	0-8	3-4	5-2
9	5-3	1-8	3-5	6-2
10	6-3	Bye	3-6	6-3
11	6-4	1-8-1	4-6	7-3
12	7-4	1-9-1	4-7	8-3
13	8-4	1-10-1	4-8	9-3
14	9-4	1-11-1	4-9	10-3
15	9-5	2-11-1	4-10	11-3
16	10-5	3-11-1	4-11	11-4
17	11-5	4-11-1	4-12	12-4

2003 North Division

Wk	BAL ●	CIN	CLE	PIT
1	0-1	0-1	0-1	1-0
2	1-1	0-2	0-2	1-1
3	2-1	0-3	1-2	2-1
4	2-2	1-3	1-3	2-2
5	Bye	1-4	2-3	2-3
6	3-2	Bye	3-3	2-4
7	3-3	2-4	3-4	Bye
8	4-3	3-4	3-5	2-5
9	5-3	3-5	Bye	2-6
10	5-4	4-5	3-6	3-6
11	5-5	5-5	4-6	3-7
12	6-5	6-5	4-7	4-7
13	7-5	7-5	4-8	4-8
14	8-5	7-6	4-9	5-8
15	8-6	8-6	4-10	5-9
16	9-6	8-7	4-11	6-9
17	10-6	8-8	5-11	6-10

2006 North Division

Wk	BAL ●	CIN	CLE	PIT
1	1-0	1-0	0-1	1-0
2	2-0	2-0	0-2	1-1
3	3-0	3-0	0-3	1-2
4	4-0	3-1	1-3	Bye
5	4-1	Bye	1-4	1-3
6	4-2	3-2	Bye	2-3
7	Bye	4-2	1-5	2-4
8	5-2	4-3	2-5	2-5
9	6-2	4-4	2-6	2-6
10	7-2	4-5	3-6	3-6
11	8-2	5-5	3-7	4-6
12	9-2	6-5	3-8	4-7
13	9-3	7-5	4-8	5-7
14	10-3	8-5	4-9	6-7
15	11-3	8-6	4-10	7-7
16	12-3	8-7	4-11	7-8
17	13-3	8-8	4-12	8-8

2009 North Division

Wk	BAL ●	CIN ●	CLE	PIT
1	1-0	0-1	0-1	1-0
2	2-0	1-1	0-2	1-1
3	3-0	2-1	0-3	1-2
4	3-1	3-1	0-4	2-2
5	3-2	4-1	1-4	3-2
6	3-3	4-2	1-5	4-2
7	Bye	5-2	1-6	5-2
8	4-3	Bye	1-7	Bye
9	4-4	6-2	Bye	6-2
10	5-4	7-2	1-8	6-3
11	5-5	7-3	1-9	6-4
12	6-5	8-3	1-10	6-5
13	6-6	9-3	1-11	6-6
14	7-6	9-4	2-11	6-7
15	8-6	9-5	3-11	7-7
16	8-7	10-5	4-11	8-7
17	9-7	10-6	5-11	9-7

AFC Central/North Division Playoff Races (Week-by-Week)

2010 North Division

Wk	BAL ●	CIN	CLE	PIT ●
1	1-0	0-1	0-1	1-0
2	1-1	1-1	0-2	2-0
3	2-1	2-1	0-3	3-0
4	3-1	2-2	1-3	3-1
5	4-1	2-3	1-4	Bye
6	4-2	Bye	1-5	4-1
7	5-2	2-4	2-5	5-1
8	Bye	2-5	Bye	5-2
9	6-2	2-6	3-5	6-2
10	6-3	2-7	3-6	6-3
11	7-3	2-8	3-7	7-3
12	8-3	2-9	4-7	8-3
13	8-4	2-10	5-7	9-3
14	9-4	2-11	5-8	10-3
15	10-4	3-11	5-9	10-4
16	11-4	4-11	5-10	11-4
17	12-4	4-12	5-11	12-4

2013 North Division

Wk	BAL	CIN ●	CLE	PIT
1	0-1	0-1 ●	0-1	0-1
2	1-1	1-1	0-2	0-2
3	2-1	2-1	1-2	0-3
4	2-2	2-2	2-2	0-4
5	3-2	3-2	3-2	Bye
6	3-3	4-2	3-3	1-4
7	3-4	5-2	3-4	2-4
8	Bye	6-2	3-5	2-5
9	3-5	6-3	4-5	2-6
10	4-5	6-4	Bye	3-6
11	4-6	7-4	4-6	4-6
12	5-6	Bye	4-7	5-6
13	6-6	8-4	4-8	5-7
14	7-6	9-4	4-9	5-8
15	8-6	9-5	4-10	6-8
16	8-7	10-5	4-11	7-8
17	8-8	11-5	4-12	8-8

2016 North Division

Wk	BAL	CIN	CLE	PIT ●
1	1-0	1-0	0-1	1-0
2	2-0	1-1	0-2	2-0
3	3-0	1-2	0-3	2-1
4	3-1	2-2	0-4	3-1
5	3-2	2-3	0-5	4-1
6	3-3	2-4	0-6	4-2
7	3-4	3-4	0-7	4-3
8	Bye	3-4-1	0-8	Bye
9	4-4	Bye	0-9	4-4
10	5-4	3-5-1	0-10	4-5
11	5-5	3-6-1	0-11	5-5
12	6-5	3-7-1	0-12	6-5
13	7-5	4-7-1	Bye	7-5
14	7-6	5-7-1	0-13	8-5
15	8-6	5-8-1	0-14	9-5
16	8-7	5-9-1	1-14	10-5
17	8-8	6-9-1	1-15	11-5

2011 North Division

Wk	BAL ●	CIN ●	CLE	PIT ●
1	1-0	0-1	0-1	0-1
2	1-1	1-1	1-1	1-1
3	2-1	1-2	2-1	2-1
4	3-1	2-2	2-2	2-2
5	Bye	3-2	Bye	3-2
6	4-1	4-2	2-3	4-2
7	4-2	Bye	3-3	5-2
8	5-2	5-2	3-4	6-2
9	6-2	6-2	3-5	6-3
10	6-3	6-3	3-6	7-3
11	7-3	6-4	4-6	Bye
12	8-3	7-4	4-7	8-3
13	9-3	7-5	4-8	9-3
14	10-3	7-6	4-9	10-3
15	10-4	8-6	4-10	10-4
16	11-4	9-6	4-11	11-4
17	12-4	9-7	4-12	12-4

2014 North Division

Wk	BAL ●	CIN ●	CLE	PIT ●
1	0-1	1-0	0-1	1-0
2	1-1	2-0	1-1	1-1
3	2-1	3-0	1-2	2-1
4	3-1	Bye	Bye	2-2
5	3-2	3-1	2-2	3-2
6	4-2	3-1-1	3-2	3-3
7	5-2	3-2-1	3-3	4-3
8	5-3	4-2-1	4-3	5-3
9	5-4	5-2-1	5-3	6-3
10	6-4	5-3-1	6-3	6-4
11	Bye	6-3-1	6-4	7-4
12	7-4	7-3-1	7-4	Bye
13	7-5	8-3-1	7-5	7-5
14	8-5	8-4-1	7-6	8-5
15	9-5	9-4-1	7-7	9-5
16	9-6	10-4-1	7-8	10-5
17	10-6	10-5-1	7-9	11-5

2017 North Division

Wk	BAL	CIN	CLE	PIT ●
1	1-0	0-1	0-1	1-0
2	2-0	0-2	0-2	2-0
3	2-1	0-3	0-3	2-1
4	2-2	1-3	0-4	3-1
5	3-2	2-3	0-5	3-2
6	3-3	Bye	0-6	4-2
7	3-4	2-4	0-7	5-2
8	4-4	3-4	0-8	6-2
9	4-5	3-5	Bye	Bye
10	Bye	3-6	0-9	7-2
11	5-5	4-6	0-10	8-2
12	6-5	5-6	0-11	9-2
13	7-5	5-7	0-12	10-2
14	7-6	5-8	0-13	11-2
15	8-6	5-9	0-14	11-3
16	9-6	6-9	0-15	12-3
17	9-7	7-9	0-16	13-3

2012 North Division

Wk	BAL ●	CIN ●	CLE	PIT
1	1-0	0-1	0-1	0-1
2	1-1	1-1	0-2	1-1
3	2-1	2-1	0-3	1-2
4	3-1	3-1	0-4	Bye
5	4-1	3-2	0-5	2-2
6	5-1	3-3	1-5	2-3
7	5-2	3-4	1-6	3-3
8	Bye	Bye	2-6	4-3
9	6-2	3-5	2-7	5-3
10	7-2	4-5	Bye	6-3
11	8-2	5-5	2-8	6-4
12	9-2	6-5	3-8	6-5
13	9-3	7-5	4-8	7-5
14	9-4	7-6	5-8	7-6
15	9-5	8-6	5-9	7-7
16	10-5	9-6	5-10	7-8
17	10-6	10-6	5-11	8-8

2015 North Division

Wk	BAL	CIN ●	CLE	PIT ●
1	0-1	1-0	0-1	0-1
2	0-2	2-0	1-1	1-1
3	0-3	3-0	1-2	2-1
4	1-3	4-0	1-3	2-2
5	1-4	5-0	2-3	3-2
6	1-5	6-0	2-4	4-2
7	1-6	Bye	2-5	4-3
8	2-6	7-0	2-6	4-4
9	Bye	8-0	2-7	5-4
10	2-7	8-1	2-8	6-4
11	3-7	8-2	Bye	Bye
12	4-7	9-2	2-9	6-5
13	4-8	10-2	2-10	7-5
14	4-9	10-3	3-10	8-5
15	4-10	11-3	3-11	9-5
16	5-10	11-4	3-12	9-6
17	5-11	12-4	3-13	10-6

Steelers *Quarterback Records***Quarterback Starting Records**

Year	Player	Record	Year	Player	Record
1969	Terry Hanratty	0-5	1994	Neil O'Donnell	10-4
1970	Terry Bradshaw	3-5		Mike Tomczak	2-0
	Terry Hanratty	2-4	1995	Neil O'Donnell	9-3
1971	Terry Bradshaw	5-8		Mike Tomczak	2-2
	Terry Hanratty	1-0	1996	Mike Tomczak	10-5
1972	Terry Bradshaw	11-3		Jim Miller	0-1
1973	Terry Bradshaw	8-1	1997	Kordell Stewart	11-5
	Terry Hanratty	2-2	1998	Kordell Stewart	7-9
	Joe Gilliam	0-1	1999	Kordell Stewart	5-6
1974	Terry Bradshaw	5-2		Mike Tomczak	1-4
	Terry Hanratty	1-0	2000	Kordell Stewart	7-4
	Joe Gilliam	4-1-1		Kent Graham	2-3
1975	Terry Bradshaw	12-2	2001	Kordell Stewart	13-3
1976	Mike Kruczek	6-0	2002	Tommy Maddox	8-3-1
	Terry Bradshaw	4-4		Kordell Stewart	2-2
1977	Terry Bradshaw	9-5	2003	Tommy Maddox	6-10
1978	Terry Bradshaw	14-2	2004	Ben Roethlisberger	13-0
1979	Terry Bradshaw	12-4		Tommy Maddox	2-1
1980	Terry Bradshaw	9-6	2005	Ben Roethlisberger	9-3
	Cliff Stoudt	0-1		Charlie Batch	2-0
1981	Terry Bradshaw	8-6		Tommy Maddox	0-2
	Mark Malone	0-2	2006	Ben Roethlisberger	7-8
1982	Terry Bradshaw	6-3		Charlie Batch	1-0
1983	Cliff Stoudt	9-6	2007	Ben Roethlisberger	10-5
	Terry Bradshaw	1-0		Charlie Batch	0-1
1984	Mark Malone	6-3	2008	Ben Roethlisberger	12-4
	David Woodley	3-4	2009	Ben Roethlisberger	9-6
1985	David Woodley	4-2		Dennis Dixon	0-1
	Mark Malone	3-5	2010	Ben Roethlisberger	9-3
	Scott Campbell	0-2		Dennis Dixon	2-0
1986	Mark Malone	6-8		Charlie Batch	1-1
	Bubby Brister	0-2	2011	Ben Roethlisberger	11-4
1987	Mark Malone	6-6		Charlie Batch	1-0
	Steve Bono	2-1	2012	Ben Roethlisberger	7-6
1988	Bubby Brister	4-9		Charlie Batch	1-1
	Todd Blackledge	1-2		Byron Leftwich	0-1
1989	Bubby Brister	8-6	2013	Ben Roethlisberger	8-8
	Todd Blackledge	1-1	2014	Ben Roethlisberger	11-5
1990	Bubby Brister	9-7	2015	Ben Roethlisberger	7-4
1991	Bubby Brister	5-3		Mike Vick	2-1
	Neil O'Donnell	2-6		Landry Jones	1-1
1992	Neil O'Donnell	9-3	2016	Ben Roethlisberger	10-4
	Bubby Brister	2-2		Landry Jones	1-1
1993	Neil O'Donnell	9-6	2017	Ben Roethlisberger	12-3
	Mike Tomczak	0-1		Landry Jones	1-0

**Quarterback Career Records****Ben Roethlisberger (2004-17) 135-63**

Terry Bradshaw (1970-83)	107-51
Kordell Stewart (1995-02)	45-29
Neil O'Donnell (1990-95)	39-22
Bubby Brister (1986-92)	28-29
Mark Malone (1981-87)	21-24
Tommy Maddox (2002-05)	16-16-1
Mike Tomczak (1993-99)	15-12
Cliff Stoudt (1977-83)	9-7
David Woodley (1984-85)	7-6
Mike Kruczek (1976-79)	6-0
Charlie Batch (2002-12)	6-3
Terry Hanratty (1969-75)	6-11
Joe Gilliam (1972-75)	4-2-1
Mike Vick (2015)	2-1
Dennis Dixon (2008-11)	2-1
Steve Bono (1987-88)	2-1
Landry Jones (2013 -17)	3-2
Kent Graham (2000)	2-3
Todd Blackledge (1988-89)	2-3
Byron Leftwich (2008, 2010-2012)	0-1
Jim Miller (1995-96)	0-1
Scott Campbell (1984-86)	0-2

Steelers Attendance

Steelers Yearly Attendance Figures/Average (Regular Season)

Year	Games	Home Total	Home Avg.	Away Total	Away Avg.	Yearly Total	Yearly Avg.
1933	11●	57,000	11,400	42,500	8,500	99,500	9,500
1934	12	85,834	14,306	63,200	10,533	149,034	12,419
1935	12	87,421	12,489	55,000	11,000	142,421	11,868
1936	12	90,464	18,093	78,747	11,250	169,211	14,101
1937	10	79,629	13,272	68,282	17,071	147,911	14,791
1938	11●	63,999	12,800	91,441	18,288	155,440	15,544
1939	11	37,378	7,476	105,328	17,555	142,706	12,973
1940	11	101,988	20,398	103,683	17,281	205,671	18,697
1941	11	81,129	16,226	134,233	22,372	215,362	19,579
1942	11	86,017	17,203	96,353	16,059	182,369	16,579
1943	10●	129,347	21,558	107,865	26,966	237,212	23,721
1944	10●	69,670	13,934	135,988	27,198	205,658	20,566
1945	10	95,765	19,153	149,887	29,977	245,652	24,565
1946	11	176,827	35,365	158,916	26,486	335,743	30,522
1947	13	243,271	34,753	198,628	33,105	441,899	33,992
1948	12	174,726	29,121	118,892	19,815	293,618	24,468
1949	12	152,767	25,461	123,672	20,612	276,439	23,037
1950	12	158,134	26,356	143,298	23,883	301,432	25,119
1951	12	134,126	22,354	106,925	17,821	241,051	20,088
1952	12	134,669	22,445	187,898	31,316	322,567	26,881
1953	12	157,830	26,305	155,466	25,911	313,296	26,108
1954	12	182,648	30,441	141,070	23,512	323,718	26,977
1955	12	176,496	29,416	201,711	33,619	378,207	31,517
1956	12	170,267	28,378	211,563	35,261	381,830	31,819
1957	12	168,957	28,160	197,898	32,983	366,855	30,571
1958	12	140,592	23,432	209,337	34,890	349,929	29,161
1959	12	159,870	26,645	255,573	42,596	415,443	34,620
1960	12	173,099	28,850	265,469	44,245	438,568	36,547
1961	14	155,903	22,272	287,625	41,089	443,528	31,681
1962	14	174,741	24,963	297,791	42,542	472,532	33,753
1963	14	257,985	36,855	349,492	49,927	607,477	43,391
1964	14	251,990	35,999	355,453	50,779	607,443	43,389
1965	14	228,954	32,708	366,596	52,371	595,550	42,539
1966	14	249,331	35,619	407,761	58,252	657,092	46,935
1967	14	271,522	38,789	420,655	60,094	692,177	49,441
1968	14	234,241	33,463	396,530	56,647	630,771	45,055
1969	14	273,058	39,008	416,758	59,537	689,816	49,273
1970	14	323,387	46,198	400,966	57,281	724,353	51,740
1971	14	323,812	46,259	412,446	58,921	736,258	52,590
1972	14	340,549	48,650	387,406	55,344	727,955	51,997
1973	14	377,351	53,907	332,111	47,444	709,462	50,676
1974	14	325,457	46,494	405,919	57,988	731,376	52,241
1975	14	341,205	48,744	391,700	55,957	732,905	52,350
1976	14	330,620	47,231	416,875	59,554	747,495	53,393
1977	14	337,156	48,165	399,251	57,036	736,407	52,601
1978	16	380,258	47,532	490,878	61,360	871,136	54,446
1979	16	391,931	48,991	492,722	61,590	884,653	55,291
1980	16	424,106	53,013	491,122	61,390	915,228	57,202
1981	16	421,234	52,654	483,184	60,398	904,143	56,509
1982	9	208,890	52,223	286,852	57,370	549,288	54,929
1983	16	462,587	57,823	481,357	60,170	943,944	58,997
1984	16	447,288	55,911	508,396	63,550	955,644	59,728
1985	16	436,069	54,509	481,201	60,150	917,270	57,329
1986	16	414,937	51,867	482,461	60,308	897,398	56,087

● One game of attendance unavailable ● Games played in Pittsburgh and Philadelphia ● Games played in Pittsburgh and Chicago

Steelers Attendance

Steelers Yearly Attendance Figures/Average (Regular Season) (Continued)

Year	Games	Home Total	Home Avg.	Away Total	Away Avg.	Yearly Total	Yearly Avg.
1987	15	353,402	50,486	364,454	45,557	717,856	47,857
1988	16	396,044	49,506	466,099	58,262	862,143	53,884
1989	16	383,494	47,937	441,022	55,128	824,516	51,532
1990	16	434,769	54,346	510,899	63,862	945,668	59,104
1991	16	406,935	50,867	526,678	65,835	933,613	58,351
1992	16	427,282	53,410	510,270	63,784	937,552	58,597
1993	16	440,927	55,116	503,509	62,939	944,436	59,027
1994	16	461,272	57,659	494,849	61,606	954,121	59,633
1995	16	455,913	56,989	486,946	60,868	942,859	58,929
1996	16	466,944	58,368	513,289	64,161	980,233	61,264
1997	16	462,532	57,817	519,955	64,994	982,487	61,405
1998	16	464,619	58,077	540,926	67,616	1,005,545	62,847
1999	16	416,618	52,077	555,589	69,448	972,207	60,763
2000	16	440,428	55,053	546,611	68,326	987,039	61,690
2001●	16	499,191	62,399	556,337	69,542	1,055,528	65,971
2002	16	490,274	61,284	533,174	66,647	1,023,448	63,966
2003	16	477,584	59,698	574,929	71,866	1,052,513	65,782
2004	16	507,385	63,423	574,856	71,857	1,082,241	67,640
2005	16	507,434	63,429	541,305	67,663	1,048,739	65,546
2006	16	499,461	62,433	552,626	69,078	1,052,087	65,755
2007	16	496,675	62,084	564,632	70,579	1,061,307	66,332
2008	16	503,125	62,890	573,573	71,866	1,076,698	67,294
2009●	16	507,882	63,458	543,504	67,938	1,051,386	65,711
2010	16	504,669	63,084	545,046	68,131	1,049,715	65,607
2011	16	504,279	63,035	545,236	68,155	1,049,515	65,595
2012	16	489,135	61,141	589,439●	73,680●	1,078,574●	67,411●
2013	16	458,489	57,311	567,283	70,910	1,025,772	64,111
2014	16	497,811	62,226	562,731	70,341	1,060,542	66,283
2015	16	517,854●	64,731●	535,858	66,982	1,053,712	65,857
2016	16	514,503	64,313	551,124	68,890	1,065,627	66,602
2017	16	499,768	62,471	535,723	66,965	1,035,491	64,718

Steelers Home Attendance Since 1970

Attendance at Heinz Field

The Steelers drew 499,768 fans to their eight home games during the 2017 season, averaging 62,471 per home game. Since Heinz Field opened in 2001, the Steelers have averaged at least 62,000 fans per game each season.

Pittsburgh had a season-high 68,574 fans in Week 15 versus New England.

The Steelers have sold out 358 straight regular-season games at home, dating back to Nov. 5, 1972 versus Cincinnati.

Below are the Steelers' all-time home attendance figures since 1970:

All-Time Attendance at Heinz Field

Regular Season

Year	Games	Total Attendance	Avg.
1970	7	318,698	45,528
1971	7	323,812	46,259
1972	7	340,549	48,650
1973	8	377,351	47,169
1974	7	325,457	46,494
1975	7	341,205	48,744
1976	7	330,620	47,231
1977	7	337,156	48,165
1978	8	380,258	47,532
1979	8	391,931	48,991
1980	8	424,106	53,013
1981	8	420,964	52,621
1982	4	208,890	52,223
1983	8	462,587	57,823
1984	8	447,288	55,911
1985	8	436,069	54,509
1986	8	414,937	51,867
1987	7	353,402	50,586
1988	8	396,044	49,506
1989	8	383,494	47,937
1990	8	434,769	54,346
1991	8	406,935	50,867
1992	8	427,782	53,410
1993	8	440,927	55,116
1994	8	461,272	57,659
1995	8	455,913	56,989
1996	8	466,944	58,368
1997	8	462,532	57,817
1998	8	464,619	58,077
1999	8	416,618	52,077
2000	8	440,428	55,053
2001	8	499,191	62,399
2002	8	490,274	61,284
2003	8	477,584	59,698
2004	8	507,385	63,423
2005	8	507,434	63,429
2006	8	499,461	62,433
2007	8	496,675	62,084
2008	8	503,125	62,890
2009	8	507,882	63,458
2010	8	504,669	63,084
2011	8	504,279	63,035
2012	8	489,135	61,141
2013	8	458,489	57,311
2014	8	497,811	62,226
2015	8	517,854	64,731
2016	8	514,503	64,313
2017	8	499,768	62,471

- Played four home games due to players' strike.
- Played seven home games due to players' strike.
- Inaugural season at Heinz Field.
- Team Record

Breakdown of 2017 Attendance

The Steelers drew an average of 62,471 fans to each home game in 2017. It marked the 24th time in the last 25 seasons and the 18th consecutive season that the Steelers have averaged more than 55,000 fans at each home game.

The Steelers continued to be one of the most popular road teams in 2017. Pittsburgh drew 535,723 fans on the road, an average of 66,965 fans per game.

2017 Regular-Season Attendance Numbers

Home	Road
1. Minnesota (65,971)	Cleveland (67,431)
2. Jacksonville (66,237)	Chicago (61,172)
3. Cincinnati (65,363)	Baltimore (71,126)
4. Tennessee (60,703)	Kansas City (76,994)
5. Green Bay (62,147)	Detroit (64,983)
6. Baltimore (60,069)	Indianapolis (66,146)
7. New England (68,574)	Cincinnati (56,029)
8. Cleveland (50,704)	Houston (71,842)

Top 10 Home Crowds in Steelers History

The Steelers set the single-game home attendance record (68,574) this season against the England Patriots in Week 15.

The Steelers overall attendance record at Three Rivers Stadium was 61,545 during the 1994 AFC Championship Game (Jan. 15, 1995) versus the San Diego Chargers. Pittsburgh's top regular-season attendance figure at Three Rivers was 60,808 on Dec. 18, 1994, versus the Cleveland Browns.

	Date	Opponent	Attendance
1.	Dec. 17, 2017	New England	68,574
2.	Nov. 13, 2016	Dallas	67,737
3.	Dec. 20, 2015	Denver	67,234
4.	Jan. 23, 2011	N.Y. Jets*	66,662
5.	Sept. 20, 2015	San Francisco	66,472
6.	Oct. 9, 2016	N.Y. Jets	66,385
7.	Dec. 25, 2016	Baltimore	66,276
8.	Oct. 8, 2017	Jacksonville	66,237
9.	Oct. 23, 2016	New England	66,009
10.	Sept. 17, 2017	Minnesota	64,971

* Playoff Game 2016 Season is in bold

85 Years *with the Steelers*

2017 Mike Tomlin (HEAD COACH)			
W-13, L-3	Steelers	Opp.	
9/10 at Cleveland	21	18	[W]
9/17 Minnesota	26	9	[W]
9/24 at Chicago	17	23	[L]
10/1 at Baltimore	26	9	[W]
10/8 Jacksonville	9	30	[L]
10/15 at Kansas City	19	13	[W]
10/22 Cincinnati	29	14	[W]
10/29 at Detroit	20	15	[W]
11/5 Idle			
11/12 at Indianapolis	20	17	[W]
11/16 Tennessee	40	17	[W]
11/26 Green Bay	31	28	[W]
12/4 at Cincinnati	23	20	[W]
12/10 Baltimore	39	38	[W]
12/17 New England	24	27	[L]
12/25 at Houston	34	6	[W]
12/31 Cleveland	28	24	[W]
(H 6-2, A 7-1)	399	327	
AFC Playoff Game (Divisional)			
1/14 Jacksonville	42	45	[W]

2016 Mike Tomlin (HEAD COACH)			
W-11, L-5	Steelers	Opp.	
9/12 at Washington	38	16	[W]
9/18 Cincinnati	24	16	[W]
9/25 at Philadelphia	3	34	[L]
10/2 Kansas City	43	14	[W]
10/9 N.Y. Jets	31	13	[W]
10/16 at Miami	15	30	[L]
10/23 New England	16	27	[L]
10/30 Idle			
11/6 at Baltimore	14	21	[L]
11/13 Dallas	30	35	[L]
11/20 at Cleveland	24	9	[W]
11/24 at Indianapolis	28	7	[W]
12/4 N.Y. Giants	24	14	[W]
12/11 at Buffalo***	27	20	[W]
12/18 at Cincinnati	24	20	[W]
12/25 Baltimore	31	27	[W]
1/1 Cleveland	27	24	[W]
(H 6-2, A 5-3)	399	327	

***Tomlin's 100th win

AFC Playoff Game (Wild Card)			
1/8 Miami	30	12	[W]
AFC Playoff Game (Divisional)			
1/15 at Kansas City	18	16	[W]
AFC Championship Game			
1/22 at New England	17	36	[L]

2015 Mike Tomlin (HEAD COACH)			
W-10, L-6	Steelers	Opp.	
9/10 at New England	21	28	[L]
9/20 San Francisco	43	18	[W]
9/27 at St. Louis	12	6	[W]
10/1 Baltimore (OT)	20	23	[L]
10/12 at San Diego	24	20	[W]
10/18 Arizona	25	13	[W]
10/25 at Kansas City	13	23	[L]
11/1 Cincinnati	10	16	[L]
11/8 Oakland	38	35	[W]
11/15 Cleveland	30	9	[W]
11/22 Idle			
11/29 at Seattle	30	39	[L]
12/6 Indianapolis	45	10	[W]
12/13 at Cincinnati	33	20	[W]
12/20 Denver	34	27	[W]
12/27 at Baltimore	17	20	[L]
1/3 at Cleveland	28	12	[W]
(H 6-2, A 4-4)	423	319	
AFC Playoff Game (Wild Card)			
1/9 at Cincinnati	18	16	[W]
AFC Playoff Game (Divisional)			
1/17 at Denver	16	23	[L]

2014 Mike Tomlin (HEAD COACH)			
W-11, L-5	Steelers	Opp.	
9/7 Cleveland	30	27	[W]
9/11 at Baltimore	6	26	[L]
9/21 at Carolina	37	19	[W]
9/28 Tampa Bay	24	27	[W]
10/5 at Jacksonville	17	9	[W]
10/12 at Cleveland	10	31	[L]
10/20 Houston	30	23	[W]
10/26 Indianapolis	51	34	[W]
11/2 Baltimore	43	23	[W]
11/9 at N.Y. Jets	13	20	[L]
11/17 at Tennessee	27	24	[W]
11/23 Idle			
11/30 New Orleans	32	35	[L]
12/7 at Cincinnati	42	21	[W]
12/14 at Atlanta	27	20	[W]
12/21 Kansas City	20	12	[W]
12/28 Cincinnati	27	17	[W]
(H 5-3, A 3-5)	436	368	
AFC Playoff Game (Wild Card)			
1/3 Baltimore	17	30	[L]

2013 Mike Tomlin (HEAD COACH)			
W-8, L-8	Steelers	Opp.	
9/8 Tennessee	9	16	[L]
9/16 at Cincinnati	10	20	[L]
9/22 Chicago	23	40	[L]
9/29 at Minnesota (London)	27	34	[L]
10/6 Idle			
10/13 at N.Y. Jets	19	6	[W]
10/20 Baltimore	19	16	[W]
10/27 at Oakland	18	21	[L]
11/3 at New England	31	55	[L]
11/10 Buffalo	23	10	[W]
11/17 Detroit	37	27	[W]
11/24 at Cleveland	27	11	[W]
11/28 at Baltimore	20	22	[L]
12/8 Miami	28	34	[L]
12/15 Cincinnati	30	20	[W]
12/22 at Green Bay	38	31	[W]
12/29 Cleveland	20	7	[W]
(H 5-3, A 3-5)	379	370	

2012 Mike Tomlin (HEAD COACH)			
W-8, L-8	Steelers	Opp.	
9/9 at Denver	19	31	[L]
9/16 N.Y. Jets	27	10	[W]
9/23 at Oakland	31	34	[L]
9/30 Idle			
10/7 Philadelphia	16	14	[W]
10/11 at Tennessee	23	26	[L]
10/21 at Cincinnati	24	17	[W]
10/28 Washington	27	12	[W]
11/4 at N.Y. Giants	24	20	[W]
11/12 Kansas City (OT)	16	13	[W]
11/18 Baltimore	10	13	[L]
11/25 at Cleveland	14	20	[L]
12/2 at Baltimore	23	20	[W]
12/9 San Diego	24	34	[L]
12/16 at Dallas (OT)	24	27	[L]
12/23 Cincinnati	10	13	[L]
12/30 Cleveland	24	10	[W]
(H 5-3, A 3-5) 336	314		
2011 Mike Tomlin (HEAD COACH)			
W-12, L-4			
9/11 at Baltimore	7	35	[L]
9/18 Seattle	24	0	[W]
9/25 at Indianapolis	23	20	[W]
10/2 at Houston	10	17	[L]
10/9 Tennessee	38	17	[W]
10/16 Jacksonville	17	13	[W]
10/23 at Arizona	32	20	[W]
10/30 New England	25	17	[W]
11/6 Baltimore	20	23	[L]
11/13 at Cincinnati	24	17	[W]
11/20 Idle			
11/27 at Kansas City	13	9	[W]
12/4 Cincinnati	35	7	[W]
12/8 Cleveland	14	3	[W]
12/19 at San Francisco	3	20	[L]
12/24 St. Louis	27	0	[W]
1/1 at Cleveland	13	9	[W]
(H 7-1, A 5-3)	325	227	
AFC Playoff Game (Wild Card)			
1/8 at Denver (OT)	23	29	[L]

2010 Mike Tomlin (HEAD COACH)			
W-12, L-4	Steelers	Opp.	
9/12 Atlanta (OT)	15	9	[W]
9/19 at Tennessee	19	11	[W]
9/26 at Tampa Bay	38	13	[W]
10/3 Baltimore	14	17	[L]
10/10 Idle			
10/17 Cleveland	28	10	[W]
10/24 at Miami	23	22	[W]
10/31 at New Orleans	10	20	[L]
11/8 at Cincinnati	27	21	[W]
11/14 New England	26	39	[L]
11/21 Oakland	35	3	[W]
11/28 at Buffalo (OT)	19	16	[W]
12/5 at Baltimore	13	10	[W]
12/12 Cincinnati	23	7	[W]
12/19 N.Y. Jets	17	22	[L]
12/23 Carolina	27	3	[W]
1/2 at Cleveland	41	9	[W]
(H 5-3, A 7-1)	375	232	
AFC Playoff Game (Divisional)			
1/15 Baltimore	31	24	[W]
AFC Championship Game			
1/23 N.Y. Jets	24	19	[W]
Super Bowl XLV (North Texas)			
2/6 Green Bay	25	31	[L]

85 Years *with the Steelers***2009 Mike Tomlin** (HEAD COACH)

W-9, L-7	Steelers	Opp.
9/10 Tennessee (OT)	13	10 [W]
9/20 at Chicago	14	17 [L]
9/27 at Cincinnati	20	23 [L]
10/4 San Diego	38	28 [W]
10/11 at Detroit	28	20 [W]
10/18 Cleveland	27	14 [W]
10/25 Minnesota	27	17 [W]
11/1 Idle		
11/9 at Denver	28	10 [W]
11/15 Cincinnati	12	18 [L]
11/22 at Kansas City (OT)	24	27 [L]
11/29 at Baltimore (OT)	17	20 [L]
12/6 Oakland	24	27 [L]
12/10 at Cleveland	6	13 [L]
12/20 Green Bay	37	36 [W]
12/27 Baltimore	23	20 [W]
1/3 at Miami	30	24 [W]
(H 6-2, A 3-5)	368	324

2008 Mike Tomlin (HEAD COACH)

W-12, L-4	Steelers	Opp.
9/7 Houston	38	17 [W]
9/14 at Cleveland	10	6 [W]
9/21 at Philadelphia	6	15 [L]
9/29 Baltimore (OT)	23	20 [W]
10/5 at Jacksonville	26	21 [W]
10/12 Idle		
10/19 at Cincinnati	38	10 [W]
10/26 N.Y. Giants	14	21 [L]
11/3 at Washington	23	6 [W]
11/9 Indianapolis	20	24 [L]
11/16 San Diego	11	10 [W]
11/20 Cincinnati	27	10 [W]
11/30 at New England	33	10 [W]
12/7 Dallas	20	13 [W]
12/14 at Baltimore	13	9 [W]
12/21 at Tennessee	14	31 [L]
12/28 Cleveland	31	0 [W]
(H 6-2, A 6-2)	347	223

AFC Playoff Game (Divisional)

1/11 San Diego 35 24 [W]

AFC Championship Game

1/18 Baltimore 23 14 [W]

Super Bowl XLVIII (Tampa Bay)

2/1 Arizona 27 23 [W]

2007 Mike Tomlin (HEAD COACH)

W-10, L-6	Steelers	Opp.
9/9 at Cleveland	34	7 [W]
9/16 Buffalo	26	3 [W]
9/23 San Francisco	37	16 [W]
9/30 at Arizona	14	21 [L]
10/7 Seattle	21	0 [W]
10/14 Idle		
10/21 at Denver	28	31 [L]
10/28 at Cincinnati	24	13 [W]
11/5 Baltimore	38	7 [W]
11/11 Cleveland	31	28 [W]
11/18 at N.Y. Jets (OT)	16	19 [L]
11/26 Miami	3	0 [W]
12/2 Cincinnati	24	10 [W]
12/9 at New England	13	34 [L]
12/16 Jacksonville	22	29 [L]
12/20 at St. Louis	41	24 [W]
12/30 at Baltimore	21	27 [L]
(H 7-1, A 3-5)	393	269

AFC Playoff Game (Wild Card)

1/5 Jacksonville 29 31 [L]

2006 Bill Cowher (HEAD COACH)

W-8, L-8	Steelers	Opp.
9/7 Miami	28	17 [W]
9/18 at Jacksonville	0	9 [L]
9/24 Cincinnati	20	28 [L]
10/1 Idle		
10/8 at San Diego	13	23 [L]
10/15 Kansas City	45	7 [W]
10/22 at Atlanta (OT)	38	41 [L]
10/29 at Oakland	13	20 [L]
11/5 Denver	20	31 [L]
11/12 New Orleans	38	31 [W]
11/19 at Cleveland	24	20 [W]
11/26 at Baltimore	0	27 [L]
12/3 Tampa Bay	20	3 [W]
12/7 Cleveland	27	7 [W]
12/17 at Carolina	37	3 [W]
12/24 Baltimore	7	31 [L]
12/31 at Cincinnati (OT)	23	17 [W]
(H 5-3, A 3-5)	353	315

2005 Bill Cowher (HEAD COACH)

W-11, L-5	Steelers	Opp.
9/11 Tennessee	34	7 [W]
9/18 at Houston	27	7 [W]
9/25 New England	20	23 [L]
10/2 Idle		
10/10 at San Diego	24	22 [W]
10/16 Jacksonville (OT)	17	23 [L]
10/23 at Cincinnati	27	13 [L]
10/31 Baltimore	20	19 [W]
11/6 at Green Bay	20	10 [W]
11/13 Cleveland	34	21 [W]
11/20 at Baltimore (OT)	13	16 [L]
11/28 at Indianapolis	7	26 [L]
12/4 Cincinnati	31	38 [L]
12/11 Chicago	21	9 [W]
12/18 at Minnesota	18	3 [W]
12/24 at Cleveland	41	0 [W]
1/1 Detroit	35	21 [W]
(H 5-3, A 6-2)	389	258

AFC Playoff Game (Wild Card)

1/8 at Cincinnati 31 17 [W]

AFC Playoff Game (Divisional)

1/15 at Indianapolis 21 18 [W]

AFC Championship Game

1/22 at Denver 34 17 [W]

Super Bowl XL (Detroit)

2/5 Seattle 21 10 [W]

2004 Bill Cowher (HEAD COACH)

W-15, L-1	Steelers	Opp.
9/12 Oakland	24	21 [W]
9/19 at Baltimore	13	30 [L]
9/26 at Miami	13	3 [W]
10/3 Cincinnati	28	17 [W]
10/10 Cleveland	34	23 [W]
10/17 at Dallas	24	20 [W]
10/24 Idle		
10/31 New England	34	20 [W]
11/7 Philadelphia	27	3 [W]
11/14 at Cleveland	24	10 [W]
11/21 at Cincinnati	19	14 [W]
11/28 Washington	16	7 [W]
12/5 at Jacksonville	17	16 [W]
12/12 N.Y. Jets	17	6 [W]
12/18 at N.Y. Giants	33	30 [W]
12/26 Baltimore	20	7 [W]
1/2 at Buffalo	29	24 [W]
(H 8-0, A 7-1)	372	251

AFC Playoff Game (Divisional)

1/15 N.Y. Jets (OT) 20 17 [W]

AFC Championship Game

1/23 New England 27 41 [L]

2003 Bill Cowher (HEAD COACH)

W-6, L-10	Steelers	Opp.
9/7 Baltimore	34	15 [W]
9/14 at Kansas City	20	41 [L]
9/21 at Cincinnati	17	10 [W]
9/28 Tennessee	13	30 [L]
10/5 Cleveland	13	33 [L]
10/12 at Denver	14	17 [L]
10/19 Idle		
10/26 St. Louis***	21	33 [L]
11/2 at Seattle	16	23 [L]
11/9 Arizona	28	15 [W]
11/17 at San Francisco	14	30 [L]
11/23 at Cleveland	13	6 [W]
11/30 Cincinnati	20	24 [L]
12/7 Oakland	27	7 [W]
12/14 at N.Y. Jets	0	6 [L]
12/21 San Diego	40	24 [W]
12/28 at Baltimore (OT)	10	13 [L]
(H 4-4, A 2-6)	300	327

***1,000th game in Steelers history

2002 Bill Cowher (HEAD COACH)

W-10, L-5, T-1	Steelers	Opp.
9/9 at New England	14	30 [L]
9/15 Oakland	17	30 [L]
9/22 Idle		
9/29 Cleveland (OT)***	16	13 [W]
10/6 at New Orleans	29	32 [L]
10/13 at Cincinnati	34	7 [W]
10/21 Indianapolis	28	10 [W]
10/27 at Baltimore	31	18 [W]
11/3 at Cleveland	23	20 [W]
11/10 Atlanta (OT)	34	34 [T]
11/17 at Tennessee	23	31 [L]
11/24 Cincinnati	29	21 [W]
12/1 at Jacksonville	25	23 [W]
12/8 Houston	6	24 [L]
12/15 Carolina	30	14 [W]
12/23 at Tampa Bay	17	7 [W]
12/29 Baltimore	34	31 [W]
(H 5-2-1, A 5-3)	390	345

AFC Playoff Game (Wild Card)

1/5 Cleveland 36 33 [W]

AFC Playoff Game (Divisional)

1/11 at Tennessee (OT) 31 34 [L]

***Cowher's 100th win

2001 Bill Cowher (HEAD COACH)

W-13, L-3	Steelers	Opp.
9/9 at Jacksonville	3	21 [L]
9/23 Idle		
9/30 at Buffalo	20	3 [W]
10/7 Cincinnati	16	7 [W]
10/14 at Kansas City	20	17 [W]
10/21 at Tampa Bay	17	10 [W]
10/29 Tennessee	34	7 [W]
11/4 Baltimore	10	13 [L]
11/11 at Cleveland (OT)	15	12 [W]
11/18 Jacksonville	20	7 [W]
11/25 at Tennessee	34	24 [W]
12/2 Minnesota	21	16 [W]
12/9 N.Y. Jets	18	7 [W]
12/16 at Baltimore	26	21 [W]
12/23 Detroit	47	14 [W]
12/30 at Cincinnati (OT)	23	26 [L]
1/6 Cleveland	28	7 [W]
(H 7-1, A 6-2)	352	212

AFC Playoff Game (Divisional)

1/20 Baltimore 27 10 [W]

AFC Championship Game

1/27 New England 17 24 [L]

● Originally Scheduled 9/16

85 Years *with the Steelers***2000 Bill Cowher** (HEAD COACH)

W-9, L-7	Steelers	Opp.
9/3 Baltimore	0	16 [L]
9/10 Idle		
9/17 at Cleveland	20	23 [L]
9/24 Tennessee	20	23 [L]
10/1 at Jacksonville	24	13 [W]
10/8 at N.Y. Jets	20	3 [W]
10/15 Cincinnati	15	0 [W]
10/22 Cleveland	22	0 [W]
10/29 at Baltimore	9	6 [W]
11/5 at Tennessee	7	9 [L]
11/12 Philadelphia (OT)	23	26 [L]
11/19 Jacksonville	24	34 [L]
11/26 at Cincinnati	48	28 [W]
12/3 Oakland	21	20 [W]
12/10 at N.Y. Giants	10	30 [L]
12/16 Washington	24	3 [W]
12/24 at San Diego	34	21 [W]
(H 4-4, A 5-3)	321	255

1999 Bill Cowher (HEAD COACH)

W-6, L-10	Steelers	Opp.
9/12 at Cleveland	43	0 [W]
9/19 at Baltimore	23	20 [W]
9/26 Seattle	10	29 [L]
10/3 Jacksonville	3	17 [L]
10/10 at Buffalo	21	24 [L]
10/17 at Cincinnati	17	3 [W]
10/25 Atlanta	13	9 [W]
10/31 Idle		
11/7 at San Francisco	27	6 [W]
11/14 Cleveland	15	16 [L]
11/21 at Tennessee	10	16 [L]
11/28 Cincinnati	20	27 [L]
12/2 at Jacksonville	6	20 [L]
12/12 Baltimore	24	31 [L]
12/18 at Kansas City	19	35 [L]
12/26 Carolina	30	20 [W]
1/2 Tennessee	36	47 [L]
(H 2-6, A 4-4)	317	320

1998 Bill Cowher (HEAD COACH)

W-7, L-9	Steelers	Opp.
9/6 at Baltimore	20	13 [W]
9/13 Chicago	17	12 [W]
9/20 at Miami	0	21 [L]
9/27 Seattle	13	10 [W]
10/4 Idle		
10/11 at Cincinnati	20	25 [L]
10/18 Baltimore	16	6 [W]
10/26 at Kansas City	20	13 [W]
11/1 Tennessee	31	41 [L]
11/9 Green Bay	27	20 [W]
11/15 at Tennessee	14	23 [L]
11/22 Jacksonville	30	15 [W]
11/26 at Detroit (OT)	16	19 [L]
12/6 New England	9	23 [L]
12/13 at Tampa Bay	3	16 [L]
12/20 Cincinnati	24	25 [L]
12/28 at Jacksonville	3	21 [L]
(H 5-3, A 2-6)	263	303

1997 Bill Cowher (HEAD COACH)

W-11, L-5	Steelers	Opp.
8/31 Dallas	7	37 [L]
9/7 Washington	14	13 [W]
9/14 AFC Central idle		
9/22 at Jacksonville	21	30 [L]
9/28 Tennessee	37	24 [W]
10/5 at Baltimore	42	34 [W]
10/12 Indianapolis	24	22 [W]
10/19 at Cincinnati	26	10 [W]
10/26 Jacksonville (OT)	23	17 [W]
11/3 at Kansas City	10	13 [L]
11/9 Baltimore	37	0 [W]
11/16 Cincinnati	20	3 [W]
11/23 at Philadelphia	20	23 [L]
11/30 at Arizona (OT)	26	20 [W]
12/7 Denver	35	24 [W]
12/13 at New England (OT)	24	21 [W]
12/21 at Tennessee	6	16 [L]
(H 7-1, A 4-4)	372	307

AFC Playoff Game (Divisional)

1/3 New England 7 6 [W]

AFC Championship Game

11/3 Denver 21 24 [L]

1996 Bill Cowher (HEAD COACH)

W-10, L-6	Steelers	Opp.
9/1 at Jacksonville	9	24 [L]
9/8 Baltimore	31	17 [W]
9/16 Buffalo	24	6 [W]
9/22 AFC Central idle		
9/29 Houston	30	16 [W]
10/7 at Kansas City	17	7 [W]
10/13 Cincinnati	20	10 [W]
10/20 at Houston	13	23 [L]
10/27 at Atlanta	20	17 [W]
11/3 St. Louis	42	6 [W]
11/10 at Cincinnati	24	34 [L]
11/17 Jacksonville	28	3 [W]
11/25 at Miami	24	17 [W]
12/1 at Baltimore	17	31 [L]
12/8 San Diego	16	3 [W]
12/15 San Francisco	15	25 [L]
12/22 at Carolina	14	18 [L]
(H 7-1, A 3-5)	344	257

AFC Playoff Game (Wild Card)

12/29 Indianapolis 42 14 [W]

AFC Playoff Game (Divisional)

1/5 at New England 3 28 [L]

1995 Bill Cowher (HEAD COACH)

W-11, L-5	Steelers	Opp.
9/3 Detroit	23	20 [W]
9/10 at Houston	34	17 [W]
9/18 at Miami	10	23 [L]
9/24 Minnesota	24	44 [L]
10/1 San Diego	31	16 [W]
10/8 at Jacksonville	16	20 [L]
10/15 AFC Central idle		
10/19 Cincinnati	9	27 [L]
10/29 Jacksonville	24	7 [W]
11/5 at Chicago (OT)	37	34 [W]
11/13 Cleveland	20	3 [W]
11/19 at Cincinnati	49	31 [W]
11/26 at Cleveland	20	17 [W]
12/3 Houston	21	7 [W]
12/10 at Oakland	29	10 [W]
12/16 New England	41	27 [W]
12/24 at Green Bay	19	24 [L]
(H 6-2, A 5-3)	407	327

AFC Playoff Game (Divisional)

1/6 Buffalo 40 21 [W]

AFC Championship Game

1/14 Indianapolis 20 16 [W]

Super Bowl XXX (Phoenix, Arz.)

1/28 Dallas 17 27 [L]

1994 Bill Cowher (HEAD COACH)

W-12, L-4	Steelers	Opp.
9/4 Dallas	9	26 [L]
9/11 at Cleveland	17	10 [W]
9/18 Indianapolis	31	21 [W]
9/25 at Seattle	13	30 [L]
10/3 Houston	30	14 [W]
10/4 AFC Central idle		
10/16 Cincinnati	14	10 [W]
10/23 at N.Y. Giants	10	6 [W]
10/30 at Arizona (OT)	17	20 [L]
11/6 at Houston (OT)	12	9 [W]
11/14 Buffalo	23	10 [W]
11/20 Miami (OT)	16	13 [W]
11/27 at L.A. Raiders	21	3 [W]
12/4 at Cincinnati	38	15 [W]
12/11 Philadelphia	14	3 [W]
12/18 Cleveland	17	7 [W]
12/24 at San Diego	34	37 [L]
(H 7-1, A 5-3)	316	234

AFC Playoff Game (Divisional)

1/7 Cleveland 29 9 [W]

AFC Championship Game

1/15 San Diego 13 17 [L]

85 Years with the Steelers

MEDIA INFORMATION

FOOTBALL STAFF

2018 PLAYERS

2017 IN REVIEW

STEELERS HISTORY

RECORDS

1993 Bill Cowher (HEAD COACH)

W-9, L-7	Steelers	Opp.
9/5 San Francisco	13	24 [L]
9/12 at L.A. Rams	0	27 [L]
9/19 Cincinnati	34	7 [W]
9/27 at Atlanta	45	17 [W]
10/3 AFC Central idle		
10/10 San Diego	16	3 [W]
10/17 New Orleans	37	14 [W]
10/24 at Cleveland	23	28 [L]
10/31 AFC Central idle		
11/7 at Cincinnati	24	16 [W]
11/15 Buffalo	23	0 [W]
11/21 at Denver	13	37 [L]
11/28 at Houston	3	23 [L]
12/5 New England	17	14 [W]
12/13 at Miami	21	20 [W]
12/19 Houston	17	26 [L]
12/26 at Seattle	6	16 [L]
1/2 Cleveland	16	9 [W]
(H 6-2, A 3-5)	308	281

AFC Playoff Game (Wild Card)
1/8 at Kansas City (OT) 24 27 [L]

1992 Bill Cowher (HEAD COACH)

W-11, L-5	Steelers	Opp.
9/6 at Houston	29	24 [W]
9/13 N.Y. Jets	27	10 [W]
9/20 at San Diego	23	6 [W]
9/27 at Green Bay	3	17 [L]
10/4 AFC Central idle		
10/11 at Cleveland	9	17 [L]
10/19 Cincinnati	20	0 [W]
10/25 at Kansas City	27	3 [W]
11/1 Houston	21	20 [W]
11/8 at Buffalo	20	28 [L]
11/15 Detroit	17	14 [W]
11/22 Indianapolis	30	14 [W]
11/29 at Cincinnati	21	9 [W]
12/6 Seattle	20	14 [W]
12/13 at Chicago	6	30 [L]
12/20 Minnesota	3	6 [L]
12/27 Cleveland	23	13 [W]
(H 7-1, A 4-4)	299	225

AFC Playoff Game (Divisional)
1/9 Buffalo 3 24 [L]

1991 Chuck Noll (HEAD COACH)

W-7, L-9	Steelers	Opp.
9/1 San Diego	26	20 [W]
9/8 at Buffalo	34	52 [L]
9/15 New England	20	6 [W]
9/22 at Philadelphia	14	23 [L]
9/29 AFC Central idle		
10/6 at Indianapolis	21	3 [W]
10/14 N.Y. Giants	20	23 [L]
10/20 Seattle	7	27 [L]
10/27 at Cleveland	14	17 [L]
11/3 at Denver	13	20 [L]
11/10 at Cincinnati (OT)	33	27 [W]
11/17 Washington	14	41 [L]
11/24 Houston	26	14 [W]
11/28 at Dallas	10	20 [L]
12/8 at Houston	6	31 [L]
12/15 Cincinnati	17	10 [W]
12/22 Cleveland	17	10 [W]
(H 5-3, A 2-6)	292	344

1990 Chuck Noll (HEAD COACH)

W-9, L-7	Steelers	Opp.
9/9 at Cleveland	3	13 [L]
9/16 Houston	20	9 [W]
9/23 at L.A. Raiders	3	20 [L]
9/30 Miami	6	28 [L]
10/7 San Diego	36	14 [W]
10/14 at Denver	34	17 [W]
10/21 at San Francisco	7	27 [L]
10/29 L.A. Rams	41	10 [W]
11/4 Atlanta	21	9 [W]
11/11 AFC Central idle		
11/18 at Cincinnati	3	27 [L]
11/25 at N.Y. Jets	24	7 [W]
12/2 Cincinnati	12	16 [L]
12/9 New England***	24	3 [W]
12/16 at New Orleans	9	6 [W]
12/23 Cleveland	35	0 [W]
12/30 at Houston	14	34 [L]
(H 6-2, A 3-5)	292	240

***Noll's 200th win
1989 Chuck Noll (HEAD COACH)

W-9, L-7	Steelers	Opp.
9/10 Cleveland	0	51 [L]
9/17 at Cincinnati	10	41 [L]
9/24 Minnesota	27	14 [W]
10/1 at Detroit	23	3 [W]
10/8 Cincinnati	16	26 [L]
10/15 at Cleveland	17	7 [W]
10/22 at Houston	0	27 [L]
10/29 Kansas City	23	17 [W]
11/5 at Denver	7	34 [L]
11/12 Chicago	0	20 [L]
11/19 San Diego	20	17 [W]
11/26 at Miami	34	14 [W]
12/3 Houston	16	23 [L]
12/10 at N.Y. Jets	13	0 [W]
12/17 New England	28	10 [W]
12/24 at Tampa Bay	31	22 [W]
(H 4-4, A 5-3)	265	326

AFC Playoff Game (Wild Card)
12/31 at Houston (OT) 26 23 [W]

AFC Playoff Game (Divisional)
1/7 at Denver 23 24 [L]

1988 Chuck Noll (HEAD COACH)

W-5, L-11	Steelers	Opp.
9/4 Dallas	24	21 [W]
9/11 at Washington	29	30 [L]
9/18 Cincinnati	12	17 [L]
9/25 at Buffalo	28	36 [L]
10/2 Cleveland	9	23 [L]
10/9 at Phoenix	14	31 [L]
10/16 Houston	14	34 [L]
10/23 Denver	39	21 [W]
10/30 at N.Y. Jets	20	24 [L]
11/6 at Cincinnati	7	42 [L]
11/13 Philadelphia	26	27 [L]
11/20 at Cleveland	7	27 [L]
11/27 Kansas City	16	10 [W]
12/4 at Houston	37	34 [W]
12/11 at San Diego	14	20 [L]
12/18 Miami	40	24 [W]
(H 4-4, A 1-7)	336	421

1987 Chuck Noll (HEAD COACH)

W-8, L-7	Steelers	Opp.
9/13 San Francisco	30	17 [W]
9/20 at Cleveland	10	34 [L]
9/27 N.Y. Jets(Cancelled) - Strike		
10/4 at Atlanta	28	12 [W]
10/11 at L.A. Rams	21	31 [L]
10/18 Indianapolis	21	7 [W]
10/25 Cincinnati	23	20 [W]
11/1 at Miami	24	35 [L]
11/8 at Kansas City	17	16 [W]
11/15 Houston	3	23 [L]
11/22 at Cincinnati	30	16 [W]
11/29 New Orleans	16	20 [L]
12/6 Seattle	13	9 [W]
12/13 at San Diego	20	16 [W]
12/20 at Houston	16	24 [L]
12/26 Cleveland	13	19 [L]
(H 4-3, A 4-4)	285	299

1986 Chuck Noll (HEAD COACH)

W-6, L-10	Steelers	Opp.
9/7 at Seattle	0	30 [L]
9/15 Denver	10	21 [L]
9/21 at Minnesota	7	31 [L]
9/28 at Houston (OT)	22	16 [W]
10/5 Cleveland	24	27 [L]
10/13 at Cincinnati	22	24 [L]
10/19 New England	0	34 [L]
10/26 Cincinnati	30	9 [W]
11/2 Green Bay	27	3 [W]
11/9 at Buffalo	12	16 [L]
11/16 Houston	21	10 [W]
11/23 at Cleveland (OT)	31	37 [L]
11/30 at Chicago (OT)	10	13 [L]
12/7 Detroit	27	17 [W]
12/13 at N.Y. Jets	45	24 [W]
12/21 Kansas City	19	24 [L]
(H 4-4, A 2-6)	307	336

1985 Chuck Noll (HEAD COACH)

W-7, L-9	Steelers	Opp.
9/8 Indianapolis	45	3 [W]
9/16 at Cleveland	7	17 [L]
9/22 Houston	20	0 [W]
9/30 Cincinnati	24	37 [L]
10/6 at Miami	20	24 [L]
10/13 at Dallas	13	27 [L]
10/20 St. Louis	23	10 [W]
10/27 at Cincinnati	21	26 [L]
11/3 Cleveland	10	9 [W]
11/10 at Kansas City	36	28 [W]
11/17 at Houston	30	7 [W]
11/24 Washington	23	30 [L]
12/1 Denver	23	31 [L]
12/8 at San Diego	44	54 [L]
12/15 Buffalo	30	24 [W]
12/21 at N.Y. Giants	10	28 [L]
(H 5-3, A 2-6)	379	355

85 Years *with the Steelers*

1984 Chuck Noll (HEAD COACH)			
W-9, L-7	Steelers	Opp.	
9/2 Kansas City	27	37	[L]
9/6 at N.Y. Jets	23	17	[W]
9/16 L.A. Rams	24	14	[W]
9/23 at Cleveland	10	20	[L]
10/1 Cincinnati**	38	17	[W]
10/7 Miami	7	31	[L]
10/14 at San Francisco	20	17	[W]
10/21 at Indianapolis	16	17	[L]
10/28 Atlanta	35	10	[W]
11/4 Houston	35	7	[W]
11/11 at Cincinnati	20	22	[L]
11/19 at New Orleans	24	27	[L]
11/25 San Diego	52	24	[W]
12/2 at Houston (OT)	20	23	[L]
12/9 Cleveland	23	20	[W]
12/16 at L.A. Raiders	13	7	[W]
(H 6-2, A 3-5)	387	310	

**Noll's 150th win

AFC Playoff Game (Divisional)			
12/30 at Denver	24	17	[W]
AFC Championship Game			
1/6 at Miami	28	45	[L]

1983 Chuck Noll (HEAD COACH)			
W-10, L-6	Steelers	Opp.	
9/4 Denver	10	14	[L]
9/11 at Green Bay	25	21	[W]
9/18 at Houston	40	28	[W]
9/25 New England	23	28	[L]
10/2 Houston	17	10	[W]
10/10 at Cincinnati	24	14	[W]
10/16 Cleveland	44	17	[W]
10/23 at Seattle	27	21	[W]
10/30 Tampa Bay	17	12	[W]
11/6 San Diego	26	3	[W]
11/13 at Baltimore	24	13	[W]
11/20 Minnesota	14	17	[L]
11/24 at Detroit	3	45	[L]
12/4 Cincinnati	10	23	[L]
12/10 at N.Y. Jets	34	7	[W]
12/18 at Cleveland	17	30	[L]
(H 4-4, A 6-2)	355	303	

AFC Playoff Game (Divisional)			
1/1 at L.A. Raiders	10	38	[L]

1982 Chuck Noll (HEAD COACH)			
W-6, L-3	Steelers	Opp.	
9/13 at Dallas	36	28	[W]
9/19 Cincinnati (OT)	26	20	[W]
9/26 N.Y. Giants(Cancelled) - Strike			
10/3 at Denver(Cancelled) - Strike			
10/11 Philadelphia(Cancelled) - Strike			
10/17 at Washington(Cancelled) - Strike			
10/24 Cleveland(Postponed) - Strike			
10/31 at Cincinnati(Cancelled) - Strike			
11/7 Houston(Cancelled) - Strike			
11/14 N.Y. Jets(Cancelled) - Strike			
11/21 at Houston	24	10	[W]
11/28 at Seattle	0	16	[L]
12/5 Kansas City	35	14	[W]
12/12 at Buffalo	0	13	[L]
12/19 at Cleveland	9	10	[L]
12/26 New England	37	14	[W]
1/2 Cleveland	37	21	[W]
(H 4-0, A 2-3)	204	146	

AFC Tournament

1/9 San Diego	28	31	[L]
---------------	----	----	-----

1981 Chuck Noll (HEAD COACH)			
W-8, L-8	Steelers	Opp.	
9/6 Kansas City	33	37	[L]
9/10 at Miami	10	30	[L]
9/20 N.Y. Jets	38	10	[W]
9/27 New England (OT)	27	21	[W]
10/4 at New Orleans	20	6	[W]
10/11 Cleveland	13	7	[W]
10/18 at Cincinnati	7	34	[L]
10/26 Houston	26	13	[W]
11/1 San Francisco	14	17	[L]
11/8 at Seattle	21	24	[L]
11/15 at Atlanta	34	20	[W]
11/22 at Cleveland	32	10	[W]
11/29 L.A. Rams	24	0	[W]
12/7 at Oakland	27	30	[L]
12/13 Cincinnati	10	17	[L]
12/20 at Houston	20	21	[L]
(H 5-3, A 3-5)	356	297	

1980 Chuck Noll (HEAD COACH)			
W-9, L-7	Steelers	Opp.	
9/7 Houston	31	17	[W]
9/14 at Baltimore	20	17	[W]
9/21 at Cincinnati	28	30	[L]
9/28 Chicago	38	3	[W]
10/5 at Minnesota	23	17	[W]
10/12 Cincinnati	16	17	[L]
10/20 Oakland	34	45	[L]
10/26 at Cleveland	26	27	[L]
11/2 Green Bay	22	20	[W]
11/9 at Tampa Bay	24	21	[W]
11/16 Cleveland	16	13	[W]
11/23 at Buffalo	13	28	[L]
11/30 Miami	23	10	[W]
12/4 at Houston	0	6	[L]
12/14 Kansas City	21	16	[W]
12/22 at San Diego	17	26	[L]
(H 6-2, A 3-5)	352	313	

1979 Chuck Noll (HEAD COACH)			
W-12, L-4	Steelers	Opp.	
9/3 at New England (OT)*	16	13	[W]
9/9 Houston	38	7	[W]
9/16 at St. Louis	24	21	[W]
9/23 Baltimore	17	13	[W]
9/30 at Philadelphia	14	17	[L]
10/7 at Cleveland	51	35	[W]
10/14 at Cincinnati	10	34	[L]
10/22 Denver	42	7	[W]
10/28 Dallas	14	3	[W]
11/4 Washington	38	7	[W]
11/11 at Kansas City	30	3	[W]
11/18 at San Diego	7	35	[L]
11/25 Cleveland (OT)	33	30	[W]
12/2 Cincinnati	37	17	[W]
12/10 at Houston	17	20	[L]
12/16 Buffalo***	28	0	[W]
(H 8-0, A 4-4)	416	262	

***Noll's 100th win

AFC Playoff Game (Divisional)			
12/30 Miami	34	14	[W]

AFC Championship Game			
1/6 Houston	27	13	[W]

Super Bowl XIV (Pasadena, Calif.)			
1/20 L.A. Rams	31	19	[W]

1978 Chuck Noll (HEAD COACH)			
W-14, L-2	Steelers	Opp.	
9/3 at Buffalo	28	17	[W]
9/10 Seattle	21	10	[W]
9/17 at Cincinnati	28	3	[W]
9/24 Cleveland (OT)	15	9	[W]
10/1 at N.Y. Jets	28	17	[W]
10/8 Atlanta	31	7	[W]
10/15 at Cleveland	34	14	[W]
10/23 Houston	17	24	[L]
10/29 Kansas City	27	24	[W]
11/5 New Orleans	20	14	[W]
11/12 at L.A. Rams	7	10	[L]
11/19 Cincinnati	7	6	[W]
11/27 at San Francisco	24	7	[W]
12/3 at Houston	13	3	[W]
12/9 Baltimore	35	13	[W]
12/16 at Denver	21	17	[W]
(H 7-1, A 7-1)	356	195	

AFC Playoff Game (Divisional)

12/30 Denver	33	10	[W]
--------------	----	----	-----

AFC Championship Game

1/7 Houston	34	5	[W]
-------------	----	---	-----

Super Bowl XIII (Miami, Fla.)

1/21 Dallas	35	31	[W]
-------------	----	----	-----

1977 Chuck Noll (HEAD COACH)			
W-9, L-5	Steelers	Opp.	
9/19 San Francisco	27	0	[W]
9/25 Oakland	7	16	[L]
10/2 at Cleveland	28	14	[W]
10/9 at Houston	10	27	[L]
10/17 Cincinnati	20	14	[W]
10/23 Houston	27	10	[W]
10/30 at Baltimore	21	31	[L]
11/6 at Denver	7	21	[L]
11/13 Cleveland	35	31	[W]
11/20 Dallas	28	13	[W]
11/27 at N.Y. Jets	23	20	[W]
12/4 Seattle	30	20	[W]
12/10 at Cincinnati	10	17	[L]
12/18 at San Diego	10	9	[W]
(H 6-1, A 3-4)	283	243	

AFC Playoff Game (Divisional)

12/24 at Denver	21	34	[L]
-----------------	----	----	-----

1976 Chuck Noll (HEAD COACH)			
W-10, L-4	Steelers	Opp.	
9/12 at Oakland	28	31	[L]
9/19 Cleveland	31	14	[W]
9/26 New England	27	30	[L]
10/4 at Minnesota	6	17	[L]
10/10 at Cleveland	16	18	[L]
10/17 Cincinnati	23	6	[W]
10/24 at N.Y. Giants	27	0	[W]
10/31 San Diego	23	0	[W]
11/7 at Kansas City	45	0	[W]
11/14 Miami	14	3	[W]
11/21 Houston	32	16	[W]
11/28 at Cincinnati	7	3	[W]
12/5 Tampa Bay	42	0	[W]
12/11 at Houston	21	0	[W]
(H 6-1, A 4-3)	342	138	

AFC Playoff Game (Divisional)

12/19 at Baltimore	40	14	[W]
--------------------	----	----	-----

AFC Championship Game

12/26 at Oakland	7	24	[L]
------------------	---	----	-----

85 Years *with the Steelers***1975 Chuck Noll** (HEAD COACH)

W-12, L-2	Steelers	Opp.
9/21 at San Diego	37	0 [W]
9/28 Buffalo	21	30 [L]
10/5 at Cleveland	42	6 [W]
10/12 Denver	20	9 [W]
10/19 Chicago	34	3 [W]
10/26 at Green Bay	16	13 [W]
11/2 at Cincinnati	30	24 [W]
11/9 Houston	24	17 [W]
11/16 Kansas City	28	3 [W]
11/24 at Houston	32	9 [W]
11/30 at N.Y. Jets	20	7 [W]
12/7 Cleveland	31	17 [W]
12/13 Cincinnati	35	14 [W]
12/20 at L.A. Rams	3	10 [L]
(H 6-1, A 6-1)	373	162
AFC Playoff Game (Divisional)		
12/27 Baltimore	28	10 [W]
AFC Championship Game		
1/4 Oakland	16	10 [W]
Super Bowl X (Miami, Fla.)		
1/18 Dallas	21	17 [W]

1974 Chuck Noll (HEAD COACH)

W-10, L-3, T-1	Steelers	Opp.
9/15 Baltimore	30	0 [W]
9/22 at Denver (OT)	35	35 [T]
9/29 Oakland	0	17 [L]
10/6 at Houston	13	7 [W]
10/13 at Kansas City	34	24 [W]
10/20 Cleveland	20	16 [W]
10/28 Atlanta	24	17 [W]
11/3 Philadelphia	27	0 [W]
11/10 at Cincinnati	10	17 [L]
11/17 at Cleveland	26	16 [W]
11/25 at New Orleans	28	7 [W]
12/1 Houston	10	13 [L]
12/8 at New England	21	17 [W]
12/14 Cincinnati	27	3 [W]
(H 5-2, A 5-1-1)	305	189
AFC Playoff Game (Divisional)		
12/22 Buffalo	32	14 [W]
AFC Championship Game		
12/29 at Oakland	24	13 [W]
Super Bowl IX (New Orleans, La.)		
1/12 Minnesota	16	6 [W]

1973 Chuck Noll (HEAD COACH)

W-10, L-4	Steelers	Opp.
9/16 Detroit	24	10 [W]
9/23 Cleveland	33	6 [W]
9/30 at Houston	36	7 [W]
10/7 San Diego	38	21 [W]
10/14 at Cincinnati	7	19 [L]
10/21 N.Y. Jets	26	14 [W]
10/28 Cincinnati	20	13 [W]
11/5 Washington	21	16 [W]
11/11 at Oakland	17	9 [W]
11/18 Denver	13	23 [L]
11/25 at Cleveland	16	21 [L]
12/3 at Miami	26	30 [L]
12/9 Houston	33	7 [W]
12/15 at San Francisco	37	14 [W]
(H 7-1, A 3-3)	347	210
AFC Playoff Game (Divisional)		
12/22 at Oakland	14	33 [L]

1972 Chuck Noll (HEAD COACH)

W-11, L-3	Steelers	Opp.
9/17 Oakland	34	28 [W]
9/24 at Cincinnati	10	15 [L]
10/1 at St. Louis	25	19 [W]
10/8 at Dallas	13	17 [L]
10/15 Houston	24	7 [W]
10/22 New England	33	3 [W]
10/29 at Buffalo	38	21 [W]
11/5 Cincinnati	40	17 [W]
11/12 Kansas City	16	7 [W]
11/19 at Cleveland	24	26 [L]
11/26 Minnesota	23	10 [W]
12/3 Cleveland	30	0 [W]
12/10 at Houston	9	3 [W]
12/17 at San Diego	24	2 [W]
(H 7-0, A 4-3)	343	175
AFC Playoff Game (Divisional)		
12/23 Oakland	13	7 [W]
AFC Championship Game		
12/31 Miami	17	21 [L]

1971 Chuck Noll (HEAD COACH)

W-6, L-8	Steelers	Opp.
9/19 at Chicago	15	17 [L]
9/26 Cincinnati	21	10 [W]
10/3 San Diego	21	17 [W]
10/10 at Cleveland	17	27 [L]
10/18 at Kansas City	16	38 [L]
10/24 Houston	23	16 [W]
10/31 at Baltimore	21	34 [L]
11/7 Cleveland	26	9 [W]
11/14 at Miami	21	24 [L]
11/21 N.Y. Giants	17	13 [W]
11/28 Denver	10	22 [L]
12/5 at Houston	3	29 [L]
12/12 at Cincinnati	21	13 [W]
12/19 L.A. Rams	14	23 [L]
(H 5-2, A 1-6)	246	292

1970 Chuck Noll (HEAD COACH)

W-5, L-9	Steelers	Opp.
9/20 Houston	7	19 [L]
9/27 at Denver	13	16 [L]
10/3 at Cleveland	7	15 [L]
10/11 Buffalo	23	10 [W]
10/18 at Houston	7	3 [W]
10/25 at Oakland	14	31 [L]
11/2 Cincinnati	21	10 [W]
11/8 N.Y. Jets	21	17 [W]
11/15 Kansas City	14	31 [L]
11/22 at Cincinnati	7	34 [L]
11/29 Cleveland	28	9 [W]
12/6 Green Bay	12	20 [L]
12/13 at Atlanta	16	27 [L]
12/20 at Philadelphia	20	30 [L]
(H 4-3, A 1-6)	210	272

1969 Chuck Noll (HEAD COACH)

W-1, L-13	Steelers	Opp.
9/21 Detroit	16	13 [W]
9/28 at Philadelphia	27	41 [L]
10/5 St. Louis	14	27 [L]
10/12 at N.Y. Giants	7	10 [L]
10/18 at Cleveland	31	42 [L]
10/26 Washington	7	14 [L]
11/2 Green Bay	34	38 [L]
11/9 at Chicago	7	38 [L]
11/16 Cleveland	3	24 [L]
11/23 at Minnesota	14	52 [L]
11/30 at St. Louis	10	47 [L]
12/7 Dallas	7	10 [L]
12/14 N.Y. Giants	17	21 [L]
12/21 at New Orleans	24	27 [L]
(H 1-6, A 0-7)	218	404

1968 Bill Austin (HEAD COACH)

W-2, L-11, T-1	Steelers	Opp.
9/15 N.Y. Giants	20	34 [L]
9/22 at L.A. Rams	10	45 [L]
9/29 Baltimore	7	41 [L]
10/5 at Cleveland	24	31 [L]
10/13 at Washington	13	16 [L]
10/20 New Orleans	12	16 [L]
10/27 Philadelphia	6	3 [W]
11/3 at Atlanta	41	21 [W]
11/10 at St. Louis	28	28 [T]
11/17 Cleveland	24	45 [L]
11/24 San Francisco	28	45 [L]
12/1 St. Louis	10	20 [L]
12/8 at Dallas	7	28 [L]
12/15 at New Orleans	14	24 [L]
(H 1-6, A 15-1)	244	397

1967 Bill Austin (HEAD COACH)

W-4, L-9, T-1	Steelers	Opp.
9/17 Chicago	41	13 [W]
9/24 St. Louis	14	28 [L]
10/1 at Philadelphia	24	34 [L]
10/7 at Cleveland	10	21 [L]
10/15 N.Y. Giants	24	27 [L]
10/22 Dallas	21	24 [L]
10/29 at New Orleans	14	10 [W]
11/5 Cleveland	14	34 [L]
11/12 at St. Louis	14	14 [T]
11/19 at N.Y. Giants	20	28 [L]
11/26 Minnesota	27	41 [L]
12/3 at Detroit	24	14 [W]
12/10 Washington	10	15 [L]
12/17 at Green Bay	24	17 [W]
(H 1-6, A 3-3-1)	281	320

85 Years *with the Steelers*

1966 Bill Austin (HEAD COACH)			
W-5, L-8, T-1	Steelers	Opp.	
9/11 N.Y. Giants	34	34	[T]
9/18 Detroit	17	3	[W]
9/25 Washington	27	33	[L]
10/2 at Washington	10	24	[L]
10/8 at Cleveland	10	41	[L]
10/16 Philadelphia	14	31	[L]
10/30 at Dallas	21	52	[L]
11/6 Cleveland	16	6	[W]
11/13 St. Louis	30	9	[W]
11/20 Dallas	7	20	[L]
11/27 at St. Louis	3	6	[L]
12/4 at Philadelphia	23	27	[L]
12/11 at N.Y. Giants	47	28	[W]
12/18 at Atlanta	57	33	[W]
(H 3-3-1, A 2-5)	316	347	

1965 Mike Nixon (HEAD COACH)			
W-2, L-12	Steelers	Opp.	
9/19 Green Bay	9	41	[L]
9/26 at San Francisco	17	27	[L]
10/3 N.Y. Giants	13	23	[L]
10/9 at Cleveland	19	24	[L]
10/17 St. Louis	7	20	[L]
10/24 at Philadelphia	20	14	[W]
10/31 Dallas	22	13	[W]
11/7 at St. Louis	17	21	[L]
11/4 at Dallas	17	24	[L]
11/21 Washington	3	31	[L]
11/28 Cleveland	21	42	[L]
12/5 at N.Y. Giants	10	35	[L]
12/12 Philadelphia	13	47	[L]
12/19 at Washington	14	35	[L]
(H 1-6, A 1-6)	202	397	

1964 Buddy Parker (HEAD COACH)			
W-5, L-9	Steelers	Opp.	
9/13 L.A. Rams	14	26	[L]
9/20 N.Y. Giants	27	24	[W]
9/27 Dallas	23	17	[W]
10/4 at Philadelphia	7	21	[L]
10/10 at Cleveland	23	7	[W]
10/18 at Minnesota	10	30	[L]
10/25 Philadelphia	10	34	[L]
11/1 Cleveland	17	30	[L]
11/8 at St. Louis	30	34	[L]
11/15 Washington	0	30	[L]
11/22 at N.Y. Giants	44	17	[W]
11/29 St. Louis	20	21	[L]
12/6 at Washington	14	7	[W]
12/13 at Dallas	14	17	[L]
(H 2-5, A 3-4)	253	315	

1963 Buddy Parker (HEAD COACH)			
W-7, L-4, T-3	Steelers	Opp.	
9/15 at Philadelphia	21	21	[T]
9/22 N.Y. Giants	31	0	[W]
9/29 St. Louis	23	10	[W]
10/5 at Cleveland	23	35	[L]
10/13 at St. Louis	23	24	[L]
10/20 Washington	38	27	[W]
10/27 Dallas	27	21	[W]
11/3 at Green Bay	14	33	[L]
11/10 Cleveland	9	7	[W]
11/17 at Washington	34	28	[W]
11/24 Chicago	17	17	[T]
12/1 Philadelphia	24	20	[T]
12/8 at Dallas	20	19	[W]
12/15 at N.Y. Giants	17	33	[L]
(H 5-0-2, A 2-4-1)	321	295	

1962 Buddy Parker (HEAD COACH)			
W-9, L-5	Steelers	Opp.	
9/16 at Detroit	7	45	[L]
9/23 at Dallas	30	28	[W]
9/30 N.Y. Giants	27	31	[L]
10/6 Philadelphia	13	7	[W]
10/14 at N.Y. Giants	20	17	[W]
10/21 Dallas	27	42	[L]
10/28 Cleveland	14	41	[L]
11/4 Minnesota	39	31	[W]
11/11 at St. Louis	26	17	[W]
11/18 Washington	23	21	[W]
11/25 at Cleveland	14	35	[L]
12/2 St. Louis	19	7	[W]
12/9 at Philadelphia	26	17	[W]
12/16 at Washington	27	24	[W]
(H 4-3, A 5-2)	312	363	

Playoff Bowl (Miami, Fla.)

1/6 Detroit	10	17	[L]
-------------	----	----	-----

1961 Buddy Parker (HEAD COACH)			
W-6, L-8	Steelers	Opp.	
9/17 at Dallas	24	27	[L]
9/24 N.Y. Giants	14	17	[L]
10/1 at L.A. Rams	14	24	[L]
10/8 at Philadelphia	16	21	[L]
10/15 Washington	20	0	[W]
10/22 Cleveland	28	30	[L]
10/29 San Francisco	20	10	[W]
11/5 at Cleveland	17	13	[W]
11/12 Dallas	37	7	[W]
11/19 at N.Y. Giants	21	42	[L]
11/26 St. Louis	30	27	[W]
12/3 Philadelphia	24	35	[L]
12/10 at Washington	30	14	[W]
12/17 at St. Louis	0	20	[L]
(H 4-3, A 2-5)	295	287	

1960 Buddy Parker (HEAD COACH)			
W-5, L-6, T-1	Steelers	Opp.	
9/24 at Dallas	35	28	[W]
10/2 at Cleveland	20	28	[L]
10/9 N.Y. Giants	17	19	[L]
10/16 St. Louis	27	14	[W]
10/23 at Washington	27	27	[T]
10/30 Green Bay	13	19	[L]
11/6 at Philadelphia	7	34	[L]
11/13 at N.Y. Giants	24	27	[L]
11/20 Cleveland	14	10	[W]
11/27 Washington	22	10	[W]
12/11 Philadelphia	27	21	[W]
12/18 at St. Louis	7	38	[L]
(H 4-2, A 1-4-1)	240	275	

1959 Buddy Parker (HEAD COACH)			
W-6, L-5, T-1	Steelers	Opp.	
9/26 Cleveland	17	7	[W]
10/4 Washington	17	23	[L]
10/11 at Philadelphia	24	28	[L]
10/18 at Washington	27	6	[W]
10/25 New York	16	21	[L]
11/1 at Chicago Cards	24	45	[L]
11/8 Detroit	10	10	[T]
11/15 at New York	14	9	[W]
11/22 at Cleveland	21	20	[W]
11/29 Philadelphia	31	0	[W]
12/6 at Chicago Bears	21	27	[L]
12/13 Chicago Cards	35	20	[W]
(H 3-2-1, A 3-3)	257	216	

1958 Buddy Parker (HEAD COACH)			
W-7, L-4, T-1	Steelers	Opp.	
9/28 at San Francisco	20	23	[L]
10/5 Cleveland	12	45	[L]
10/12 Philadelphia	24	3	[W]
10/19 at Cleveland	10	27	[L]
10/26 at New York	6	17	[L]
11/2 Washington	24	16	[W]
11/9 at Philadelphia	31	24	[W]
11/16 New York	31	10	[W]
11/23 at Chicago Cards	27	20	[W]
11/30 Chicago Bears	24	10	[W]
12/7 at Washington	14	14	[T]
12/13 Chicago Cards	38	21	[W]
(H 5-1, A 2-3-1)	261	230	

1957 Buddy Parker (HEAD COACH)			
W-6, L-6	Steelers	Opp.	
9/29 Washington	28	7	[W]
10/5 Cleveland	12	23	[L]
10/13 Chicago Cards	29	20	[W]
10/20 at New York	0	35	[L]
10/27 Philadelphia	6	0	[W]
11/3 at Baltimore	19	13	[W]
11/10 at Cleveland	0	24	[L]
11/24 Green Bay	10	27	[L]
12/1 at Philadelphia	6	7	[L]
12/7 New York	21	10	[W]
12/15 at Washington	3	10	[L]
12/22 at Chicago Cards	27	2	[W]
(H 4-2, A 2-4)	161	178	

85 Years *with the Steelers***1956** **Walt Kiesling** (HEAD COACH)

W-5, L-7	Steelers	Opp.
9/30 Washington	30	13 [W]
10/6 Cleveland	10	14 [L]
10/14 Philadelphia	21	35 [L]
10/21 at New York	10	38 [L]
10/28 at Cleveland	24	16 [W]
11/4 New York	14	17 [L]
11/11 at Philadelphia	7	14 [L]
11/18 Chicago Cards	14	7 [W]
11/25 at Chicago Cards	27	38 [L]
12/2 L.A. Rams	30	13 [W]
12/9 at Detroit	7	45 [L]
12/16 at Washington	23	0 [W]
(H 3-3, A 2-4)	217	250

1955 **Walt Kiesling** (HEAD COACH)

W-4, L-8	Steelers	Opp.
9/26 Chicago Cards	14	7 [W]
10/2 at L.A. Rams	26	27 [L]
10/9 New York	30	23 [W]
10/15 Philadelphia	13	7 [W]
10/23 at New York	19	17 [W]
10/30 at Philadelphia	0	24 [L]
11/5 at Chicago Cards	13	27 [L]
11/13 Detroit	28	31 [L]
11/20 at Cleveland	14	41 [L]
11/27 Washington	14	23 [L]
12/4 Cleveland	7	30 [L]
12/11 at Washington	17	28 [L]
(H 3-3, A 1-5)	195	285

1954 **Walt Kiesling** (HEAD COACH)

W-5, L-7	Steelers	Opp.
9/26 at Green Bay	21	20 [W]
10/2 Washington	37	7 [W]
10/9 at Philadelphia	22	24 [L]
10/17 Cleveland	55	27 [W]
10/23 Philadelphia	17	7 [W]
10/31 at Chicago Cards	14	17 [L]
11/7 New York	6	31 [L]
11/14 at Washington	14	17 [L]
11/20 San Francisco	3	31 [L]
11/28 Chicago Cards	20	17 [W]
12/5 at New York	3	24 [L]
12/12 at Cleveland	7	42 [L]
(H 4-2, A 1-5)	219	263

1953 **Joe Bach** (HEAD COACH)

W-6, L-6	Steelers	Opp.
9/27 at Detroit	21	38 [L]
10/3 New York	24	14 [W]
10/11 Chicago Cards	31	28 [W]
10/17 at Philadelphia	7	23 [L]
10/24 Green Bay	31	14 [W]
11/1 Philadelphia	7	35 [L]
11/8 at Cleveland	16	34 [L]
11/15 at New York	14	10 [W]
11/22 Cleveland	16	20 [L]
11/29 Washington	9	17 [L]
12/6 at Chicago Cards	21	17 [W]
12/13 at Washington	14	13 [W]
(H 3-3, A 3-3)	211	263

1952 **Joe Bach** (HEAD COACH)

W-5, L-7	Steelers	Opp.
9/28 Philadelphia	25	31 [L]
10/4 Cleveland	20	21 [L]
10/12 at Philadelphia	21	26 [L]
10/19 Washington	24	28 [L]
10/26 at Chicago Cards	34	28 [W]
11/2 at Washington	24	23 [W]
11/9 Detroit	6	31 [L]
11/16 at Cleveland	28	29 [L]
11/23 Chicago Cards	17	14 [W]
11/30 New York	63	7 [W]
12/7 at San Francisco	24	7 [W]
12/14 at L.A. Rams	14	28 [L]
(H 2-4, A 3-3)	300	273

1951 **John Michelosen** (HEAD COACH)

W-4, L-7, T-1	Steelers	Opp.
10/1 New York	13	13 [T]
10/7 at Green Bay	33	35 [L]
10/14 San Francisco	24	28 [L]
10/21 at Cleveland	0	17 [L]
10/28 at Chicago Cards	28	14 [W]
11/4 Philadelphia	13	34 [L]
11/11 Green Bay	28	7 [W]
11/18 Washington	7	22 [L]
11/25 at Philadelphia	17	13 [W]
12/2 at New York	0	14 [L]
12/9 Cleveland	0	28 [L]
12/16 at Washington	20	10 [W]
(H 1-4-1, A 3-3)	183	235

1950 **John Michelosen** (HEAD COACH)

W-6, L-6	Steelers	Opp.
9/17 New York	7	18 [L]
9/24 at Detroit	7	10 [L]
10/1 at Washington	26	7 [W]
10/7 Cleveland	17	30 [L]
10/15 at New York	17	6 [W]
10/22 Philadelphia	10	17 [L]
10/29 at Cleveland	7	45 [L]
11/5 at Philadelphia	9	7 [W]
11/12 Baltimore	17	7 [W]
11/23 at Chicago Cards	28	17 [W]
12/3 Washington	7	24 [L]
12/10 Chicago Cards	28	7 [W]
(H 2-4, A 4-2)	180	195

1949 **John Michelosen** (HEAD COACH)

W-6, L-5, T-1	Steelers	Opp.
9/25 New York Giants	28	7 [W]
10/3 Washington	14	27 [L]
10/8 Detroit	14	7 [W]
10/16 at New York Giants	21	17 [W]
10/23 New York Bulldogs	24	13 [W]
10/30 Philadelphia	7	38 [L]
11/6 at Washington	14	27 [L]
11/13 L.A. Rams	7	7 [T]
11/20 at Green Bay	30	7 [W]
11/27 at Philadelphia	17	34 [L]
12/4 at Chicago Bears	21	30 [L]
12/11 at New York Bulldogs	27	0 [W]
(H 3-2-1, A 3-3)	224	214

1948 **John Michelosen** (HEAD COACH)

W-4, L-8	Steelers	Opp.
9/26 at Washington	14	17 [L]
10/3 Boston	24	14 [W]
10/10 Washington	10	7 [W]
10/17 at Boston	7	13 [L]
10/24 at New York	27	34 [L]
10/31 Philadelphia	7	34 [L]
11/7 Green Bay	38	7 [W]
11/14 Chicago Cards	7	24 [L]
11/21 at Detroit	14	17 [L]
11/28 at Philadelphia	0	17 [L]
12/5 New York	38	28 [W]
12/12 at L.A. Rams	14	31 [L]
(H 2-1, A 0-6)	200	243

1947 **Jack Sutherland** (HEAD COACH)

W-8, L-4	Steelers	Opp.
9/21 Detroit	17	10 [W]
9/29 L.A. Rams	7	48 [L]
10/5 at Washington	26	27 [L]
10/12 at Boston	30	14 [W]
10/19 Philadelphia	35	24 [W]
10/26 at New York	38	21 [W]
11/2 at Green Bay	18	17 [W]
11/9 Washington	21	14 [W]
11/16 New York	24	7 [W]
11/23 at Chicago Bears	7	49 [L]
11/30 at Philadelphia	0	21 [L]
12/7 Boston	17	7 [W]
(H 5-1, A 3-3)	240	259

Eastern Division Playoff

12/21 Philadelphia	0	21 [L]
--------------------	---	--------

1946 **Jack Sutherland** (HEAD COACH)

W-5, L-5, T-1	Steelers	Opp.
9/20 Chicago Cards	14	7 [W]
9/29 at Washington	14	14 [T]
10/6 New York	14	17 [L]
10/13 Boston	16	7 [W]
10/20 at Green Bay	7	17 [L]
10/27 at Boston	33	7 [W]
11/3 Washington	14	7 [W]
11/10 at Detroit	7	17 [L]
11/17 Philadelphia	10	7 [W]
11/24 at New York	0	7 [L]
12/1 at Philadelphia	7	10 [L]
(H 4-1, A 1-4-1)	136	117

1945 **Jim Leonard** (HEAD COACH)

W-2, L-8	Steelers	Opp.
9/25 at Boston	7	28 [L]
10/7 New York	6	34 [L]
10/14 Washington	0	14 [L]
10/21 at New York	21	7 [W]
10/28 Boston	6	10 [L]
11/4 Philadelphia	3	45 [L]
11/11 Chicago Cards	23	0 [W]
11/18 at Philadelphia	6	30 [L]
11/25 at Chicago Bears	7	28 [L]
12/2 at Washington	0	24 [L]
(H 1-4, A 1-4)	79	220

85 Years *with the Steelers*

1944* **Walt Kiesling and Phil Handler** (HEAD COACHES)

W- 0, L- 10	Steelers	Opp.
9/24 Cleveland	28	30 [L]
10/8 Green Bay	7	34 [L]
10/15 at Chicago Bears	7	34 [L]
10/22 at New York	0	23 [L]
10/29 at Washington	20	42 [L]
11/5 Detroit	6	27 [L]
11/12 at Detroit	7	21 [L]
11/19 Cleveland	6	33 [L]
11/26 Green Bay	20	35 [L]
12/3 Chicago Bears	7	49 [L]
(H 0-6, A 0-4)	108	328

*Combined with Chicago Cards
● Home game played in Chicago

1943* **Walt Kiesling and Greasy Neale** (HEAD COACHES)

W- 5, L- 4, T- 1	Steelers	Opp.
10/2 Brooklyn	17	0 [W]
10/9 New York	28	14 [W]
10/17 at Chicago Bears	21	48 [L]
10/24 at New York	14	42 [L]
10/31 Chicago Cards	34	13 [W]
11/7 Washington	14	14 [T]
11/14 at Brooklyn	7	13 [L]
11/21 Detroit	35	34 [W]
11/28 at Washington	27	14 [W]
12/5 Green Bay	28	38 [L]
(H 4-1-1, A 1-3)	225	230

*Combined with Philadelphia Eagles
● Home game played in Philadelphia

1942 **Walt Kiesling** (HEAD COACH)

W- 7, L- 4	Steelers	Opp.
9/13 Philadelphia	14	24 [L]
9/20 at Washington	14	24 [L]
10/4 New York	13	10 [W]
10/11 at Brooklyn	7	0 [W]
10/18 at Philadelphia	14	0 [W]
10/25 Washington	0	14 [L]
11/1 at New York	17	9 [W]
11/8 at Detroit	35	7 [W]
11/22 Chicago Cards	19	3 [W]
11/29 Brooklyn	13	0 [W]
12/6 at Green Bay	21	24 [L]
(H 3-2, A 4-2)	167	119

1941 **Burt Bell, Aldo Donelli, Walt Kiesling** (HEAD COACHES)

W- 1, L- 9, T- 1	Steelers	Opp.
9/7 at Cleveland	14	17 [L]
9/21 Philadelphia	7	10 [L]
10/5 New York	10	37 [L]
10/12 Washington	20	24 [L]
10/19 at New York	7	28 [L]
10/26 at Chicago Bears	7	34 [L]
11/2 at Washington	3	23 [L]
11/9 at Philadelphia	7	7 [T]
11/16 Brooklyn	14	7 [W]
11/23 Green Bay	7	54 [L]
11/30 at Brooklyn	7	35 [L]
(H 1-4, A 0-5-1)	103	276

1940 **Walt Kiesling** (HEAD COACH)

W- 2, L- 7, T- 2	Steelers	Opp.
9/8 Chicago Cards	7	7 [T]
9/15 New York	10	10 [T]
9/22 at Detroit	10	7 [W]
9/29 Brooklyn	3	10 [L]
10/6 Washington	10	40 [L]
10/13 at Brooklyn	0	21 [L]
10/20 at New York	0	12 [L]
10/27 at Green Bay	3	24 [L]
11/3 at Washington	10	37 [L]
11/10 Philadelphia	7	3 [W]
11/28 at Philadelphia	0	7 [L]
(H 1-2-2, A 1-5)	60	178

1939 **Walt Kiesling and Johnny "Blood" McNally** (HEAD COACH)

W- 1, L- 9, T- 1	Steelers	Opp.
9/14 at Brooklyn	7	12 [L]
9/24 Chicago Cards	0	10 [L]
10/2 Chicago Bears	0	32 [L]
10/8 New York	7	14 [L]
10/15 at Washington	14	44 [L]
10/22 Washington	14	21 [L]
10/29 at Cleveland	14	14 [T]
11/5 at Brooklyn	13	17 [L]
11/19 at New York	7	23 [L]
11/23 at Philadelphia	14	17 [L]
11/26 Philadelphia	24	12 [W]
(H 1-4, A 0-5-1)	114	216

1938 **Johnny "Blood" McNally** (HEAD COACH)

W- 2, L- 9	Steelers	Opp.
9/9 at Detroit	7	16 [L]
9/11 New York	14	27 [L]
9/16 at Philadelphia	7	27 [L]
9/23 at Brooklyn	17	3 [W]
10/3 at New York	13	10 [W]
10/9 Brooklyn	7	17 [L]
10/23 at Green Bay	0	20 [L]
11/6 Washington	0	7 [L]
11/20 at Philadelphia	7	14 [L]
11/27 at Washington	0	15 [L]
12/4 at Cleveland	7	13 [L]
(H 0-3, A 2-6)	79	169

1937 **Johnny "Blood" McNally** (HEAD COACH)

W- 4, L- 7	Steelers	Opp.
9/5 Philadelphia	27	14 [W]
9/19 at Brooklyn	21	0 [W]
9/26 New York	7	10 [L]
10/4 Chicago Bears	0	7 [L]
10/10 at Detroit	3	7 [L]
10/17 at Washington	20	34 [L]
10/24 Chicago Cardinals	7	13 [L]
10/31 Philadelphia	16	7 [W]
11/7 at New York	0	17 [L]
11/14 Washington	21	13 [W]
11/21 Brooklyn	0	23 [L]
(H 3-4, A 1-3)	122	145

1936 **Joe Bach** (HEAD COACH)

W- 6, L- 6	Steelers	Opp.
9/13 Boston	10	0 [W]
9/23 at Brooklyn	10	6 [W]
9/27 New York	10	7 [W]
10/4 Chicago Bears	9	27 [L]
10/14 Philadelphia	17	0 [W]
10/18 at Chicago Bears	7	26 [L]
10/25 at Green Bay	10	42 [L]
11/1 Brooklyn	10	7 [W]
11/5 at Philadelphia	6	0 [W]
11/8 at Detroit	3	28 [L]
11/15 at Chicago Cards	6	14 [L]
11/29 at Boston	0	30 [L]
(H 4-1, A 2-5)	98	187

1935 **Joe Bach** (HEAD COACH)

W- 4, L- 8	Steelers	Opp.
9/13 at Philadelphia	17	7 [W]
9/22 New York	7	42 [L]
9/29 Chicago Bears	7	23 [L]
10/6 at Green Bay	0	27 [L]
10/9 Philadelphia	6	17 [L]
10/20 Chicago Cards	17	13 [W]
10/27 Boston	6	0 [W]
11/3 Brooklyn	7	13 [L]
11/10 at Brooklyn	16	7 [W]
11/24 Green Bay	14	34 [L]
12/1 at Boston	3	13 [L]
12/8 at New York	0	13 [L]
(H 2-5, A 2-3)	100	209

1934 **Luby DiMeolo** (HEAD COACH)

W- 2, L- 10	Steelers	Opp.
9/9 Cincinnati	13	0 [W]
9/16 Boston	0	7 [L]
9/26 Philadelphia	0	17 [L]
10/3 New York	12	14 [L]
10/7 at Philadelphia	9	7 [W]
10/10 Chicago Bears	0	28 [L]
10/14 at Boston	0	39 [L]
10/21 at New York	7	17 [L]
10/28 at Brooklyn	3	21 [L]
11/4 at Detroit	7	40 [L]
11/11 at St. Louis	0	6 [L]
11/18 Brooklyn	0	10 [L]
(H 1-5, A 1-5)	51	206

1933 **Jap Douds** (HEAD COACH)

W- 3, L- 6, T- 2	Steelers	Opp.
9/20 New York	2	23 [L]
9/27 Chicago Cardinals	14	13 [W]
10/4 Boston	6	21 [L]
10/11 Cincinnati	17	0 [W]
10/15 at Green Bay	0	47 [L]
10/22 at Cincinnati	0	0 [T]
10/29 at Boston	16	14 [W]
11/5 at Brooklyn	3	3 [T]
11/12 Brooklyn	0	32 [L]
11/19 at Philadelphia	6	25 [L]
12/3 at New York	3	27 [L]
(H 2-3, A 1-3-2)	67	205

85 Years *with the Steelers*

Steelers Placement (1970-2017)

Year	Record	Finish	Year	Record	Finish	Year	Record	Finish
1970	5-9	3rd in AFC Central	1986	6-10	3rd in AFC Central	2002	10-5-1	AFC North Champion (16)
1971	6-8	2nd in AFC Central	1987	8-7	3rd in AFC Central	2003	6-10	3rd in AFC North
1972	11-3	AFC Central Champion (1)	1988	5-11	4th in AFC Central	2004	15-1	AFC North Champion (17)
1973	10-4	2nd in AFC Central*	1989	9-7	3rd in AFC Central*	2005	11-5	2nd in AFC North*
1974	10-3-1	AFC Central Champion (2)	1990	9-7	3rd in AFC Central	2006	8-8	T-2nd in AFC North
1975	12-2	AFC Central Champion (3)	1991	7-9	2nd in AFC Central	2007	10-6	AFC North Champion (18)
1976	10-4	AFC Central Champion (4)	1992	11-5	AFC Central Champion (10)	2008	12-4	AFC North Champion (19)
1977	9-5	AFC Central Champion (5)	1993	9-7	2nd in AFC Central*	2009	9-7	T-2nd in AFC North
1978	14-2	AFC Central Champion (6)	1994	12-4	AFC Central Champion (11)	2010	12-4	AFC North Champion (20)
1979	12-4	AFC Central Champion (7)	1995	11-5	AFC Central Champion (12)	2011	12-4	T-1st in AFC North*
1980	9-7	3rd in AFC Central	1996	10-6	AFC Central Champion (13)	2012	8-8	3rd in AFC North
1981	8-8	2nd in AFC Central	1997	11-5	AFC Central Champion (14)	2013	8-8	2nd in AFC North
1982	6-3	4th in AFC Tournament*	1998	7-9	3rd in AFC Central	2014	11-5	AFC North Champion (21)
1983	10-6	AFC Central Champion (8)	1999	6-10	4th in AFC Central	2015	10-6	2nd in AFC North*
1984	9-7	AFC Central Champion (9)	2000	9-7	3rd in AFC Central	2016	11-5	AFC North Champion (22)
1985	7-9	3rd in AFC Central	2001	13-3	AFC Central Champion (15)	2017	13-3	AFC North Champion (23)

* Earned Wild Card playoff berth
 (#) = Number of Division Titles

Steelers Preseason Results

Sean
Davis

8/31/17 at Carolina

2017 Record: 3-1

	Steelers	Opp.	
At N.Y. Giants	20	12	[W]
Atlanta	17	3	[W]
Indianapolis	15	19	[L]
At Carolina	17	14	[W]

2016 Record: 1-3

	Steelers	Opp.	
Detroit	17	30	[L]
Philadelphia	0	17	[L]
At New Orleans	27	14	[W]
At Carolina	6	18	[L]

2015 Record: 1-4

	Steelers	Opp.	
At Minnesota (Canton)	3	14	[L]
At Jacksonville	21	23	[L]
Green Bay	24	19	[W]
At Buffalo	19	43	[L]
Carolina	6	23	[L]

2014 Record: 1-3

	Steelers	Opp.	
At N.Y. Giants	16	20	[L]
Buffalo	19	16	[W]
At Philadelphia	21	31	[L]
Carolina	0	10	[L]

2013 Record: 0-4

	Steelers	Opp.	
N.Y. Giants	13	18	[L]
At Washington	13	24	[L]
Kansas City (OT)	20	26	[L]
At Carolina	10	25	[L]

2012 Record: 3-1

	Steelers	Opp.	
At Philadelphia	23	24	[L]
Indianapolis	26	24	[W]
At Buffalo	38	7	[W]
Carolina	17	16	[W]

2011 Record: 3-1

	Steelers	Opp.	
At Washington	7	16	[L]
Philadelphia	24	14	[W]
Atlanta	34	16	[W]
At Carolina	33	17	[W]

2010 Record: 3-1

	Steelers	Opp.	
Detroit	23	7	[W]
At N.Y. Giants	24	17	[W]
At Denver	17	34	[L]
Carolina	19	3	[W]

2009 Record: 3-1

	Steelers	Opp.	
Arizona	20	10	[W]
At Washington	13	17	[L]
Buffalo	17	0	[W]
At Carolina	21	10	[W]

2008 Record: 3-1

	Steelers	Opp.	
Philadelphia	16	10	[W]
Buffalo (at Toronto)	21	24	[L]
At Minnesota	12	10	[W]
Carolina	19	16	[W]

2007 Record: 4-1

	Steelers	Opp.	
New Orleans (at Canton)	20	7	[W]
Green Bay	9	13	[L]
At Washington	12	10	[W]
Philadelphia	27	13	[W]
At Carolina	19	3	[W]

2006 Record: 0-4

	Steelers	Opp.	
At Arizona	13	21	[L]
Minnesota	10	17	[L]
At Philadelphia	7	16	[L]
Carolina	13	15	[L]

2005 Record: 3-1

	Steelers	Opp.	
Philadelphia	38	31	[W]
Miami	17	3	[W]
At Washington	10	17	[L]
At Carolina	21	17	[W]

2004 Record: 2-2

	Steelers	Opp.	
At Detroit	21	27	[L]
Houston	38	3	[W]
At Philadelphia	27	21	[W]
Carolina	13	16	[L]

2003 Record: 1-3

	Steelers	Opp.	
At Detroit	13	26	[L]
Philadelphia	16	21	[L]
Dallas	15	14	[W]
At Carolina	14	21	[L]

2002 Record: 2-2

	Steelers	Opp.	
N.Y. Jets	6	16	[L]
At Washington	34	35	[L]
At Detroit	34	22	[W]
Minnesota	17	14	[W]

2001 Record: 3-1

	Steelers	Opp.	
At Atlanta	17	16	[W]
At Minnesota	10	24	[L]
Detroit	20	7	[W]
Buffalo	20	0	[W]

2000 Record: 3-2

	Steelers	Opp.	
At Dallas	38	10	[W]
Miami	13	10	[W]
Carolina	13	0	[W]
Indianapolis (at Mexico City)	23	24	[L]
At Washington	10	17	[L]

1999 Record: 1-3

	Steelers	Opp.	
Chicago	30	23	[W]
At Carolina	13	20	[L]
Washington	14	27	[L]
At Buffalo	14	16	[L]

1998 Record: 3-2

	Steelers	Opp.	
Tampa Bay (at Canton)	6	30	[L]
Buffalo	24	13	[W]
At Philadelphia	17	21	[L]
Atlanta (at Morgantown)	28	22	[W]
Carolina	38	24	[W]

1997 Record: 5-0

	Steelers	Opp.	
Chicago (at Dublin)	30	17	[W]
At Kansas City	28	14	[W]
Philadelphia	42	26	[W]
Detroit	28	20	[W]
At Carolina	27	19	[W]

1996 Record: 2-3

	Steelers	Opp.	
San Diego (at Tokyo)	10	20	[L]
St. Louis	16	10	[W]
At Green Bay	17	24	[L]
Tampa Bay	13	3	[W]
At Philadelphia	19	20	[L]

1995 Record: 1-3

	Steelers	Opp.	
At Buffalo	31	10	[W]
Green Bay	13	36	[L]
At Tampa Bay	7	20	[L]
Philadelphia	6	16	[L]

1994 Record: 1-3

	Steelers	Opp.	
At Miami	14	24	[L]
L.A. Raiders	29	17	[W]
Indianapolis	14	17	[L]
At Washington	21	22	[L]

1993 Record: 2-3

	Steelers	Opp.	
San Francisco (at Barcelona)	14	21	[L]
N.Y. Jets	17	13	[W]
At N.Y. Giants	23	17	[W]
Washington	3	10	[L]
Minnesota (at Minneapolis)	13	30	[L]

Steelers Preseason Results

1992 Record: 2-2

	Steelers	Opp.
Philadelphia	33	35 [L]
At New Orleans	0	26 [L]
At Chicago	28	17 [W]
N.Y. Giants	24	3 [W]

1991 Record: 2-2

	Steelers	Opp.
Washington	16	7 [W]
At Minnesota	24	34 [L]
At Philadelphia	20	21 [L]
At Detroit	16	3 [W]

1990 Record: 2-2

	Steelers	Opp.
New England (at Montreal)	30	14 [W]
At Washington	24	27 [L]
At Dallas	9	20 [L]
Philadelphia	20	10 [W]

1989 Record: 2-2

	Steelers	Opp.
Washington	14	21 [L]
At Cleveland	24	21 [W]
At Philadelphia	14	38 [L]
At N.Y. Giants	13	10 [W]

1988 Record: 3-1

	Steelers	Opp.
At Washington	44	31 [W]
Philadelphia	21	16 [W]
At N.Y. Giants	17	28 [L]
At New Orleans	31	28 [W]

1987 Record: 0-4

	Steelers	Opp.
At Washington	17	23 [L]
At Chicago	14	50 [L]
At New Orleans	28	31 [L]
N.Y. Giants	20	26 [L]

1986 Record: 1-3

	Steelers	Opp.
Chicago	13	23 [L]
At Washington (OT)	24	27 [L]
At Dallas	41	28 [W]
At N.Y. Giants	3	17 [L]

1985 Record: 1-3

	Steelers	Opp.
At Tampa Bay	42	27 [W]
Minnesota (at Minneapolis)	34	41 [L]
At St. Louis	6	14 [L]
N.Y. Giants	14	24 [L]

1984 Record: 3-1

	Steelers	Opp.
At Cleveland	31	14 [W]
Philadelphia	20	17 [W]
At Dallas	20	10 [W]
at N.Y. Giants	9	16 [L]

1983 Record: 4-1

	Steelers	Opp.
New Orleans (at Canton)	27	14 [W]
New England (at Knoxville)	27	16 [W]
N.Y. Giants	13	22 [L]
At Dallas	24	7 [W]
At Philadelphia	10	3 [W]

1982 Record: 4-0

	Steelers	Opp.
New England (at Knoxville)	24	20 [W]
At N.Y. Giants	13	10 [W]
Baltimore	37	15 [W]
Philadelphia	27	24 [W]

1981 Record: 2-2

	Steelers	Opp.
At Cleveland	35	31 [W]
At Philadelphia	20	36 [L]
At Dallas	14	24 [L]
N.Y. Giants	31	6 [W]

1980 Record: 3-1

	Steelers	Opp.
At N.Y. Giants	13	0 [W]
At Atlanta	17	14 [W]
N.Y. Jets	13	20 [L]
At Dallas	31	10 [W]

1979 Record: 3-1

	Steelers	Opp.
At Buffalo	15	7 [W]
N.Y. Giants	10	3 [W]
At N.Y. Jets	27	14 [W]
At Dallas	14	16 [L]

1978 Record: 2-2

	Steelers	Opp.
At Baltimore	22	10 [W]
Atlanta	13	7 [W]
At N.Y. Giants	6	13 [L]
At Dallas	13	16 [L]

1977 Record: 3-3

	Steelers	Opp.
Buffalo	28	24 [W]
At Kansas City	21	23 [L]
At N.Y. Jets	26	13 [W]
At New England	10	13 [L]
Philadelphia	21	13 [W]
At Dallas	0	30 [L]

1976 Record: 5-2

	Steelers	Opp.
All Stars (at Chicago)	24	0 [W]
At New Orleans	24	14 [W]
At Philadelphia	14	7 [W]
At Washington	27	7 [W]
N.Y. Giants	0	17 [L]
At Dallas	10	20 [L]
N.Y. Jets	41	6 [W]

1975 Record: 3-4

	Steelers	Opp.
All Stars (at Chicago)	21	14 [W]
Philadelphia	14	17 [L]
Oakland (at Berkeley)	21	24 [L]
At Baltimore	31	10 [W]
N.Y. Giants (at Princeton)	7	24 [L]
New Orleans	24	13 [W]
At Dallas	16	17 [L]

1974 Record: 6-0

	Steelers	Opp.
At New Orleans	26	7 [W]
Chicago	50	21 [W]
At Philadelphia (ot)	33	30 [W]
N.Y. Giants	17	7 [W]
At Washington	21	19 [W]
At Dallas	41	15 [W]

1973 Record: 4-2

	Steelers	Opp.
Baltimore	34	7 [W]
Minnesota (at Bloomington)	6	10 [L]
Philadelphia	17	3 [W]
at N.Y. Giants	24	29 [L]
At Green Bay	30	22 [W]
Atlanta	19	0 [W]

1972 Record: 4-1-1

	Steelers	Opp.
N.Y. Giants	28	10 [W]
N.Y. Jets (at Seattle)	22	3 [W]
At Atlanta	31	17 [W]
Baltimore (at Tampa)	13	16 [L]
New Orleans (at Memphis)	56	7 [W]
Washington	10	10 (T)

1971 Record: 3-2

	Steelers	Opp.
At Green Bay	16	13 [W]
At Cincinnati	13	20 [L]
Minnesota	21	26 [L]
N.Y. Jets (at Cleveland)	35	21 [W]
At N.Y. Giants	20	3 [W]

1970 Record: 4-1

	Steelers	Opp.
Miami (at Jacksonville)	10	16 [L]
Minnesota (at Bloomington)	20	13 [W]
N.Y. Giants	21	6 [W]
Boston (at Shreveport)	31	3 [W]
At Oakland	20	6 [W]

1969 Record: 2-3

	Steelers	Opp.
St. Louis (at Norfolk)	12	27 [L]
New Orleans (at Baton Rouge)	34	24 [W]
Cincinnati	13	23 [L]
At Green Bay	19	31 [L]
N.Y. Giants (at Montreal)	17	13 [W]

1968 Record: 1-4

	Steelers	Opp.
At St. Louis	7	24 [L]
At San Diego	36	33 [W]
Cincinnati (at Morgantown)	3	19 [L]
Green Bay (at Milwaukee)	17	21 [L]
Washington (at Norfolk)	17	24 [L]

1967 Record: 2-3

	Steelers	Opp.
At Green Bay	20	31 [L]
New Orleans (at Baton Rouge)	17	20 [L]
St. Louis (at Nashville)	24	13 [W]
At San Diego	16	7 [W]
Washington (at Norfolk)	10	16 [L]

1966 Record: 1-4

	Steelers	Opp.
N.Y. Giants (at Ithaca)	14	16 [L]
Minnesota (at Portland)	6	35 [L]
San Francisco (at Portland)	34	17 [W]
At Green Bay	6	17 [L]
Cleveland (at Birmingham)	10	14 [L]

1965 Record: 0-5

	Steelers	Opp.
Minnesota (at Atlanta)	21	31 [L]
N.Y. Giants (at New Haven)	7	16 [L]
Baltimore (at Atlanta)	10	38 [L]
San Francisco (at Providence)	9	23 [L]
Cleveland (at Akron)	16	28 [L]

Steelers vs. NFL Opponents *[All-Time Record: 642-573-21]*

ARIZONA CARDINALS

Steelers won 35, lost 23, tied 3 (Home: 22-8-1, Road: 12-15-2, Neutral: 1-0)

STEELERS	CARDINALS	STEELERS	CARDINALS	STEELERS	CARDINALS						
1933 h	14	13	[W]	1955 h	14	7	[W]	1965 h	7	20	[L]
1935 h	17	13	[W]	1955	13	27	[L]	1965	17	21	[L]
1936	6	14	[L]	1956 h	14	7	[W]	1966 h	30	9	[W]
1937 h	7	13	[L]	1956	27	38	[L]	1966	3	6	[L]
1939 h	0	10	[L]	1957 h	29	20	[W]	1967 h	14	28	[L]
1940 h	7	7	[T]	1957	27	2	[W]	1967	14	14	[T]
1942 h	19	3	[W]	1958	27	20	[W]	1968	28	28	[T]
1943 h	34	13	[W]	1958 h	38	21	[W]	1968 h	10	20	[L]
1945 h	23	0	[W]	1959	24	45	[L]	1969 h	14	27	[L]
1946 h	14	7	[W]	1959 h	35	20	[W]	1969	10	47	[L]
1948 h	7	24	[L]	1960 h	27	14	[W]	1972	25	19	[W]
1950	28	17	[W]	1960	7	38	[L]	1979	24	21	[W]
1950 h	28	7	[W]	1961 h	30	27	[W]	1985 h	23	10	[W]
1951	28	14	[W]	1961	0	20	[L]	1988	14	31	[L]
1952	34	28	[W]	1962	26	17	[W]	1994	17	20	ot[L]
1952 h	17	14	[W]	1962 h	19	7	[W]	1997	26	20	ot[W]
1953 h	31	28	[W]	1963 h	23	10	[W]	2003 h	28	15	[W]
1953	21	17	[W]	1963	23	24	[L]	2007	14	21	[L]
1954	14	17	[L]	1964	30	34	[L]	2008	27	23	[W]
1954 h	20	17	[W]	1964 h	20	21	[L]	2011	32	20	[W]
								2015 h	25	13	[W]

Franchise moved from Chicago to St. Louis after 1959 season. Franchise moved from St. Louis to Phoenix after 1987 season.



ATLANTA FALCONS

Steelers won 13, lost 2, tied 1 (Home: 6-0-1, Road: 7-2)

STEELERS	FALCONS	STEELERS	FALCONS	STEELERS	FALCONS						
1966	57	33	[W]	1984 h	35	10	[W]	2002 h	34	34	ot[T]
1968	41	21	[W]	1987	28	12	[W]	2006	38	41	ot[L]
1970	16	27	[L]	1990 h	21	9	[W]	2010 h	15	9	ot[W]
1974 h	24	17	[W]	1993	45	17	[W]	2014	27	20	[W]
1978 h	31	7	[W]	1996	20	17	[W]				
1981	34	20	[W]	1999 h	13	9	[W]				



BALTIMORE RAVENS

Steelers won 27, lost 21 (Home: 17-9, Road: 10-12)

STEELERS	RAVENS	STEELERS	RAVENS	STEELERS	RAVENS						
1996 h	31	17	[W]	2003	10	13	ot[L]	2010 h	31	24	[W]
1996	17	31	[L]	2004	13	30	[L]	2011	7	35	[L]
1997	42	34	[W]	2004 h	20	7	[W]	2011 h	20	23	[L]
1997 h	37	0	[W]	2005 h	20	19	[W]	2012 h	10	13	[L]
1998	20	13	[W]	2005	13	16	ot[L]	2012	23	20	[W]
1998 h	16	6	[W]	2006	0	27	[L]	2013 h	19	16	[W]
1999	23	20	[W]	2006 h	7	31	[L]	2013	20	22	[L]
1999 h	24	31	[L]	2007 h	38	7	[W]	2014	6	26	[L]
2000 h	0	16	[L]	2007	21	27	[L]	2014 h	43	23	[W]
2000	9	6	[W]	2008 h	23	20	ot[W]	2014 h	17	30	[L]
2001 h	10	13	[L]	2008	13	9	[W]	2015 h	20	23	ot[L]
2001	26	21	[W]	2008 h	23	14	[W]	2015	17	20	[L]
2001 h	27	10	[W]	2009	17	20	ot[L]	2016	14	21	[L]
2002	31	18	[W]	2009 h	23	20	[W]	2016 h	31	27	[W]
2002 h	34	31	[W]	2010 h	14	17	[L]	2017	26	9	[W]
2003 h	34	15	[W]	2010	13	10	[W]	2017 h	39	38	[W]

● Playoff Game ● AFC Championship Game ● Super Bowl

Steelers vs. NFL Opponents *[All-Time Record: 642-573-21]*



BUFFALO BILLS

Steelers won 16, lost 9 (Home: 10-2, Road: 6-7)

STEELERS			BILLS			STEELERS			BILLS			STEELERS			BILLS																																																																																												
1970 h	23	10	[W]	1985 h	30	24	[W]	1995 h	40	21	[W]	1972	38	21	[W]	1986	12	16	[L]	1996 h	24	6	[W]	1974 h	32	14	[W]	1988	28	36	[L]	1999	21	24	[L]	1975 h	21	30	[L]	1991	34	52	[L]	2001	20	3	[W]	1978	28	17	[W]	1992	20	28	[L]	2004	29	24	[W]	1979 h	28	0	[W]	1992 h	3	24	[L]	2007 h	26	3	[W]	1980	13	28	[L]	1993 h	23	0	[W]	2010	19	16	ot[W]	1979 h	28	0	[W]	1994 h	23	10	[W]	2013 h	23	10	[W]	1982	0	13	[L]					2016	27	20	[W]
1974 h	32	14	[W]	1988	28	36	[L]	1999	21	24	[L]	1975 h	21	30	[L]	1991	34	52	[L]	2001	20	3	[W]	1978	28	17	[W]	1992	20	28	[L]	2004	29	24	[W]	1979 h	28	0	[W]	1992 h	3	24	[L]	2007 h	26	3	[W]	1980	13	28	[L]	1993 h	23	0	[W]	2010	19	16	ot[W]	1979 h	28	0	[W]	1994 h	23	10	[W]	2013 h	23	10	[W]	1982	0	13	[L]					2016	27	20	[W]																								
1979 h	28	0	[W]	1992 h	3	24	[L]	2007 h	26	3	[W]	1980	13	28	[L]	1993 h	23	0	[W]	2010	19	16	ot[W]	1979 h	28	0	[W]	1994 h	23	10	[W]	2013 h	23	10	[W]	1982	0	13	[L]					2016	27	20	[W]																																																												
1982	0	13	[L]					2016	27	20	[W]																																																																																																



CAROLINA PANTHERS

Steelers won 5, lost 1 (Home: 3-0, Road: 2-1)

STEELERS			PANTHERS			STEELERS			PANTHERS			STEELERS			PANTHERS								
1996	14	18	[L]	2002 h	30	14	[W]	2010 h	27	3	[W]	1999 h	30	20	[W]	2006	37	3	[W]	2014	37	19	[W]
1999 h	30	20	[W]	2006	37	3	[W]	2014	37	19	[W]												



CHICAGO BEARS

Steelers won 7, lost 22, tied 1 (Home: 6-9-1, Road: 1-12)

STEELERS			BEARS			STEELERS			BEARS			STEELERS			BEARS																																																																																																								
1934 h	0	28	[L]	1945	7	28	[L]	1980 h	38	3	[W]	1935 h	7	23	[L]	1947	7	49	[L]	1986	10	13	ot[L]	1936 h	9	27	[L]	1949	21	30	[L]	1989 h	0	20	[L]	1936	7	26	[L]	1958 h	24	10	[W]	1992	6	30	[L]	1937 h	0	7	[L]	1959	21	27	[L]	1995	37	34	ot[W]	1939 h	0	32	[L]	1963 h	17	17	[T]	1998 h	17	12	[W]	1941	7	34	[L]	1967 h	41	13	[W]	2005 h	21	9	[W]	1943	21	48	[L]	1969	7	38	[L]	2009	14	17	[L]	1944	7	34	[L]	1971	15	17	[L]	2013 h	23	40	[L]	1944 h	7	49	[L]	1975 h	34	3	[W]	2017	17	23	ot[L]
1935 h	7	23	[L]	1947	7	49	[L]	1986	10	13	ot[L]	1936 h	9	27	[L]	1949	21	30	[L]	1989 h	0	20	[L]	1936	7	26	[L]	1958 h	24	10	[W]	1992	6	30	[L]	1937 h	0	7	[L]	1959	21	27	[L]	1995	37	34	ot[W]	1939 h	0	32	[L]	1963 h	17	17	[T]	1998 h	17	12	[W]	1941	7	34	[L]	1967 h	41	13	[W]	2005 h	21	9	[W]	1943	21	48	[L]	1969	7	38	[L]	2009	14	17	[L]	1944	7	34	[L]	1971	15	17	[L]	2013 h	23	40	[L]	1944 h	7	49	[L]	1975 h	34	3	[W]	2017	17	23	ot[L]												
1936 h	9	27	[L]	1949	21	30	[L]	1989 h	0	20	[L]	1936	7	26	[L]	1958 h	24	10	[W]	1992	6	30	[L]	1937 h	0	7	[L]	1959	21	27	[L]	1995	37	34	ot[W]	1939 h	0	32	[L]	1963 h	17	17	[T]	1998 h	17	12	[W]	1941	7	34	[L]	1967 h	41	13	[W]	2005 h	21	9	[W]	1943	21	48	[L]	1969	7	38	[L]	2009	14	17	[L]	1944	7	34	[L]	1971	15	17	[L]	2013 h	23	40	[L]	1944 h	7	49	[L]	1975 h	34	3	[W]	2017	17	23	ot[L]																								
1936	7	26	[L]	1958 h	24	10	[W]	1992	6	30	[L]	1937 h	0	7	[L]	1959	21	27	[L]	1995	37	34	ot[W]	1939 h	0	32	[L]	1963 h	17	17	[T]	1998 h	17	12	[W]	1941	7	34	[L]	1967 h	41	13	[W]	2005 h	21	9	[W]	1943	21	48	[L]	1969	7	38	[L]	2009	14	17	[L]	1944	7	34	[L]	1971	15	17	[L]	2013 h	23	40	[L]	1944 h	7	49	[L]	1975 h	34	3	[W]	2017	17	23	ot[L]																																				
1937 h	0	7	[L]	1959	21	27	[L]	1995	37	34	ot[W]	1939 h	0	32	[L]	1963 h	17	17	[T]	1998 h	17	12	[W]	1941	7	34	[L]	1967 h	41	13	[W]	2005 h	21	9	[W]	1943	21	48	[L]	1969	7	38	[L]	2009	14	17	[L]	1944	7	34	[L]	1971	15	17	[L]	2013 h	23	40	[L]	1944 h	7	49	[L]	1975 h	34	3	[W]	2017	17	23	ot[L]																																																
1939 h	0	32	[L]	1963 h	17	17	[T]	1998 h	17	12	[W]	1941	7	34	[L]	1967 h	41	13	[W]	2005 h	21	9	[W]	1943	21	48	[L]	1969	7	38	[L]	2009	14	17	[L]	1944	7	34	[L]	1971	15	17	[L]	2013 h	23	40	[L]	1944 h	7	49	[L]	1975 h	34	3	[W]	2017	17	23	ot[L]																																																												
1941	7	34	[L]	1967 h	41	13	[W]	2005 h	21	9	[W]	1943	21	48	[L]	1969	7	38	[L]	2009	14	17	[L]	1944	7	34	[L]	1971	15	17	[L]	2013 h	23	40	[L]	1944 h	7	49	[L]	1975 h	34	3	[W]	2017	17	23	ot[L]																																																																								
1943	21	48	[L]	1969	7	38	[L]	2009	14	17	[L]	1944	7	34	[L]	1971	15	17	[L]	2013 h	23	40	[L]	1944 h	7	49	[L]	1975 h	34	3	[W]	2017	17	23	ot[L]																																																																																				
1944	7	34	[L]	1971	15	17	[L]	2013 h	23	40	[L]	1944 h	7	49	[L]	1975 h	34	3	[W]	2017	17	23	ot[L]																																																																																																
1944 h	7	49	[L]	1975 h	34	3	[W]	2017	17	23	ot[L]																																																																																																												



CINCINNATI BENGALS

Steelers won 60, lost 35 (Home: 32-16, Road: 30-19)

STEELERS			BENGALS			STEELERS			BENGALS			STEELERS			BENGALS																																																																																																																																																																																																																																
1970 h	21	10	[W]	1980	28	30	[L]	1990 h	12	16	[L]	1970	7	34	[L]	1980 h	16	17	[L]	1991	33	27	ot[W]	1971 h	21	10	[W]	1981	7	34	[L]	1991 h	17	10	[W]	1971	21	13	[W]	1981 h	10	17	[L]	1992 h	20	0	[W]	1972	10	15	[L]	1982 h	26	20	ot[W]	1992	21	9	[W]	1972 h	40	17	[W]	1983	24	14	[W]	1993 h	34	7	[W]	1973	7	19	[L]	1983 h	10	23	[L]	1993	24	16	[W]	1973 h	20	13	[W]	1984 h	38	17	[W]	1994 h	14	10	[W]	1974	10	17	[L]	1984	20	22	[L]	1994	38	15	[W]	1974 h	27	3	[W]	1985 h	24	37	[L]	1995 h	9	27	[L]	1975	30	24	[W]	1985	21	26	[L]	1995	49	31	[W]	1975 h	35	14	[W]	1986	22	24	[L]	1996 h	20	10	[W]	1976 h	23	6	[W]	1986 h	30	9	[W]	1996	24	34	[L]	1976	7	3	[W]	1987 h	23	20	[W]	1997	26	10	[W]	1977 h	20	14	[W]	1987	30	16	[W]	1997 h	20	3	[W]	1977	10	17	[L]	1988 h	12	17	[L]	1998	20	25	[L]	1978	28	3	[W]	1988	7	42	[L]	1998 h	24	25	[L]	1978 h	7	6	[W]	1989	10	41	[L]	1999	17	3	[W]	1979	10	34	[L]	1989 h	16	26	[L]	1999 h	20	27	[L]	1979 h	37	17	[W]	1990	3	27	[L]	2000 h	15	0	[W]
1970	7	34	[L]	1980 h	16	17	[L]	1991	33	27	ot[W]	1971 h	21	10	[W]	1981	7	34	[L]	1991 h	17	10	[W]	1971	21	13	[W]	1981 h	10	17	[L]	1992 h	20	0	[W]	1972	10	15	[L]	1982 h	26	20	ot[W]	1992	21	9	[W]	1972 h	40	17	[W]	1983	24	14	[W]	1993 h	34	7	[W]	1973	7	19	[L]	1983 h	10	23	[L]	1993	24	16	[W]	1973 h	20	13	[W]	1984 h	38	17	[W]	1994 h	14	10	[W]	1974	10	17	[L]	1984	20	22	[L]	1994	38	15	[W]	1974 h	27	3	[W]	1985 h	24	37	[L]	1995 h	9	27	[L]	1975	30	24	[W]	1985	21	26	[L]	1995	49	31	[W]	1975 h	35	14	[W]	1986	22	24	[L]	1996 h	20	10	[W]	1976 h	23	6	[W]	1986 h	30	9	[W]	1996	24	34	[L]	1976	7	3	[W]	1987 h	23	20	[W]	1997	26	10	[W]	1977 h	20	14	[W]	1987	30	16	[W]	1997 h	20	3	[W]	1977	10	17	[L]	1988 h	12	17	[L]	1998	20	25	[L]	1978	28	3	[W]	1988	7	42	[L]	1998 h	24	25	[L]	1978 h	7	6	[W]	1989	10	41	[L]	1999	17	3	[W]	1979	10	34	[L]	1989 h	16	26	[L]	1999 h	20	27	[L]	1979 h	37	17	[W]	1990	3	27	[L]	2000 h	15	0	[W]												
1971 h	21	10	[W]	1981	7	34	[L]	1991 h	17	10	[W]	1971	21	13	[W]	1981 h	10	17	[L]	1992 h	20	0	[W]	1972	10	15	[L]	1982 h	26	20	ot[W]	1992	21	9	[W]	1972 h	40	17	[W]	1983	24	14	[W]	1993 h	34	7	[W]	1973	7	19	[L]	1983 h	10	23	[L]	1993	24	16	[W]	1973 h	20	13	[W]	1984 h	38	17	[W]	1994 h	14	10	[W]	1974	10	17	[L]	1984	20	22	[L]	1994	38	15	[W]	1974 h	27	3	[W]	1985 h	24	37	[L]	1995 h	9	27	[L]	1975	30	24	[W]	1985	21	26	[L]	1995	49	31	[W]	1975 h	35	14	[W]	1986	22	24	[L]	1996 h	20	10	[W]	1976 h	23	6	[W]	1986 h	30	9	[W]	1996	24	34	[L]	1976	7	3	[W]	1987 h	23	20	[W]	1997	26	10	[W]	1977 h	20	14	[W]	1987	30	16	[W]	1997 h	20	3	[W]	1977	10	17	[L]	1988 h	12	17	[L]	1998	20	25	[L]	1978	28	3	[W]	1988	7	42	[L]	1998 h	24	25	[L]	1978 h	7	6	[W]	1989	10	41	[L]	1999	17	3	[W]	1979	10	34	[L]	1989 h	16	26	[L]	1999 h	20	27	[L]	1979 h	37	17	[W]	1990	3	27	[L]	2000 h	15	0	[W]																								
1971	21	13	[W]	1981 h	10	17	[L]	1992 h	20	0	[W]	1972	10	15	[L]	1982 h	26	20	ot[W]	1992	21	9	[W]	1972 h	40	17	[W]	1983	24	14	[W]	1993 h	34	7	[W]	1973	7	19	[L]	1983 h	10	23	[L]	1993	24	16	[W]	1973 h	20	13	[W]	1984 h	38	17	[W]	1994 h	14	10	[W]	1974	10	17	[L]	1984	20	22	[L]	1994	38	15	[W]	1974 h	27	3	[W]	1985 h	24	37	[L]	1995 h	9	27	[L]	1975	30	24	[W]	1985	21	26	[L]	1995	49	31	[W]	1975 h	35	14	[W]	1986	22	24	[L]	1996 h	20	10	[W]	1976 h	23	6	[W]	1986 h	30	9	[W]	1996	24	34	[L]	1976	7	3	[W]	1987 h	23	20	[W]	1997	26	10	[W]	1977 h	20	14	[W]	1987	30	16	[W]	1997 h	20	3	[W]	1977	10	17	[L]	1988 h	12	17	[L]	1998	20	25	[L]	1978	28	3	[W]	1988	7	42	[L]	1998 h	24	25	[L]	1978 h	7	6	[W]	1989	10	41	[L]	1999	17	3	[W]	1979	10	34	[L]	1989 h	16	26	[L]	1999 h	20	27	[L]	1979 h	37	17	[W]	1990	3	27	[L]	2000 h	15	0	[W]																																				
1972	10	15	[L]	1982 h	26	20	ot[W]	1992	21	9	[W]	1972 h	40	17	[W]	1983	24	14	[W]	1993 h	34	7	[W]	1973	7	19	[L]	1983 h	10	23	[L]	1993	24	16	[W]	1973 h	20	13	[W]	1984 h	38	17	[W]	1994 h	14	10	[W]	1974	10	17	[L]	1984	20	22	[L]	1994	38	15	[W]	1974 h	27	3	[W]	1985 h	24	37	[L]	1995 h	9	27	[L]	1975	30	24	[W]	1985	21	26	[L]	1995	49	31	[W]	1975 h	35	14	[W]	1986	22	24	[L]	1996 h	20	10	[W]	1976 h	23	6	[W]	1986 h	30	9	[W]	1996	24	34	[L]	1976	7	3	[W]	1987 h	23	20	[W]	1997	26	10	[W]	1977 h	20	14	[W]	1987	30	16	[W]	1997 h	20	3	[W]	1977	10	17	[L]	1988 h	12	17	[L]	1998	20	25	[L]	1978	28	3	[W]	1988	7	42	[L]	1998 h	24	25	[L]	1978 h	7	6	[W]	1989	10	41	[L]	1999	17	3	[W]	1979	10	34	[L]	1989 h	16	26	[L]	1999 h	20	27	[L]	1979 h	37	17	[W]	1990	3	27	[L]	2000 h	15	0	[W]																																																
1972 h	40	17	[W]	1983	24	14	[W]	1993 h	34	7	[W]	1973	7	19	[L]	1983 h	10	23	[L]	1993	24	16	[W]	1973 h	20	13	[W]	1984 h	38	17	[W]	1994 h	14	10	[W]	1974	10	17	[L]	1984	20	22	[L]	1994	38	15	[W]	1974 h	27	3	[W]	1985 h	24	37	[L]	1995 h	9	27	[L]	1975	30	24	[W]	1985	21	26	[L]	1995	49	31	[W]	1975 h	35	14	[W]	1986	22	24	[L]	1996 h	20	10	[W]	1976 h	23	6	[W]	1986 h	30	9	[W]	1996	24	34	[L]	1976	7	3	[W]	1987 h	23	20	[W]	1997	26	10	[W]	1977 h	20	14	[W]	1987	30	16	[W]	1997 h	20	3	[W]	1977	10	17	[L]	1988 h	12	17	[L]	1998	20	25	[L]	1978	28	3	[W]	1988	7	42	[L]	1998 h	24	25	[L]	1978 h	7	6	[W]	1989	10	41	[L]	1999	17	3	[W]	1979	10	34	[L]	1989 h	16	26	[L]	1999 h	20	27	[L]	1979 h	37	17	[W]	1990	3	27	[L]	2000 h	15	0	[W]																																																												
1973	7	19	[L]	1983 h	10	23	[L]	1993	24	16	[W]	1973 h	20	13	[W]	1984 h	38	17	[W]	1994 h	14	10	[W]	1974	10	17	[L]	1984	20	22	[L]	1994	38	15	[W]	1974 h	27	3	[W]	1985 h	24	37	[L]	1995 h	9	27	[L]	1975	30	24	[W]	1985	21	26	[L]	1995	49	31	[W]	1975 h	35	14	[W]	1986	22	24	[L]	1996 h	20	10	[W]	1976 h	23	6	[W]	1986 h	30	9	[W]	1996	24	34	[L]	1976	7	3	[W]	1987 h	23	20	[W]	1997	26	10	[W]	1977 h	20	14	[W]	1987	30	16	[W]	1997 h	20	3	[W]	1977	10	17	[L]	1988 h	12	17	[L]	1998	20	25	[L]	1978	28	3	[W]	1988	7	42	[L]	1998 h	24	25	[L]	1978 h	7	6	[W]	1989	10	41	[L]	1999	17	3	[W]	1979	10	34	[L]	1989 h	16	26	[L]	1999 h	20	27	[L]	1979 h	37	17	[W]	1990	3	27	[L]	2000 h	15	0	[W]																																																																								
1973 h	20	13	[W]	1984 h	38	17	[W]	1994 h	14	10	[W]	1974	10	17	[L]	1984	20	22	[L]	1994	38	15	[W]	1974 h	27	3	[W]	1985 h	24	37	[L]	1995 h	9	27	[L]	1975	30	24	[W]	1985	21	26	[L]	1995	49	31	[W]	1975 h	35	14	[W]	1986	22	24	[L]	1996 h	20	10	[W]	1976 h	23	6	[W]	1986 h	30	9	[W]	1996	24	34	[L]	1976	7	3	[W]	1987 h	23	20	[W]	1997	26	10	[W]	1977 h	20	14	[W]	1987	30	16	[W]	1997 h	20	3	[W]	1977	10	17	[L]	1988 h	12	17	[L]	1998	20	25	[L]	1978	28	3	[W]	1988	7	42	[L]	1998 h	24	25	[L]	1978 h	7	6	[W]	1989	10	41	[L]	1999	17	3	[W]	1979	10	34	[L]	1989 h	16	26	[L]	1999 h	20	27	[L]	1979 h	37	17	[W]	1990	3	27	[L]	2000 h	15	0	[W]																																																																																				
1974	10	17	[L]	1984	20	22	[L]	1994	38	15	[W]	1974 h	27	3	[W]	1985 h	24	37	[L]	1995 h	9	27	[L]	1975	30	24	[W]	1985	21	26	[L]	1995	49	31	[W]	1975 h	35	14	[W]	1986	22	24	[L]	1996 h	20	10	[W]	1976 h	23	6	[W]	1986 h	30	9	[W]	1996	24	34	[L]	1976	7	3	[W]	1987 h	23	20	[W]	1997	26	10	[W]	1977 h	20	14	[W]	1987	30	16	[W]	1997 h	20	3	[W]	1977	10	17	[L]	1988 h	12	17	[L]	1998	20	25	[L]	1978	28	3	[W]	1988	7	42	[L]	1998 h	24	25	[L]	1978 h	7	6	[W]	1989	10	41	[L]	1999	17	3	[W]	1979	10	34	[L]	1989 h	16	26	[L]	1999 h	20	27	[L]	1979 h	37	17	[W]	1990	3	27	[L]	2000 h	15	0	[W]																																																																																																
1974 h	27	3	[W]	1985 h	24	37	[L]	1995 h	9	27	[L]	1975	30	24	[W]	1985	21	26	[L]	1995	49	31	[W]	1975 h	35	14	[W]	1986	22	24	[L]	1996 h	20	10	[W]	1976 h	23	6	[W]	1986 h	30	9	[W]	1996	24	34	[L]	1976	7	3	[W]	1987 h	23	20	[W]	1997	26	10	[W]	1977 h	20	14	[W]	1987	30	16	[W]	1997 h	20	3	[W]	1977	10	17	[L]	1988 h	12	17	[L]	1998	20	25	[L]	1978	28	3	[W]	1988	7	42	[L]	1998 h	24	25	[L]	1978 h	7	6	[W]	1989	10	41	[L]	1999	17	3	[W]	1979	10	34	[L]	1989 h	16	26	[L]	1999 h	20	27	[L]	1979 h	37	17	[W]	1990	3	27	[L]	2000 h	15	0	[W]																																																																																																												
1975	30	24	[W]	1985	21	26	[L]	1995	49	31	[W]	1975 h	35	14	[W]	1986	22	24	[L]	1996 h	20	10	[W]	1976 h	23	6	[W]	1986 h	30	9	[W]	1996	24	34	[L]	1976	7	3	[W]	1987 h	23	20	[W]	1997	26	10	[W]	1977 h	20	14	[W]	1987	30	16	[W]	1997 h	20	3	[W]	1977	10	17	[L]	1988 h	12	17	[L]	1998	20	25	[L]	1978	28	3	[W]	1988	7	42	[L]	1998 h	24	25	[L]	1978 h	7	6	[W]	1989	10	41	[L]	1999	17	3	[W]	1979	10	34	[L]	1989 h	16	26	[L]	1999 h	20	27	[L]	1979 h	37	17	[W]	1990	3	27	[L]	2000 h	15	0	[W]																																																																																																																								
1975 h	35	14	[W]	1986	22	24	[L]	1996 h	20	10	[W]	1976 h	23	6	[W]	1986 h	30	9	[W]	1996	24	34	[L]	1976	7	3	[W]	1987 h	23	20	[W]	1997	26	10	[W]	1977 h	20	14	[W]	1987	30	16	[W]	1997 h	20	3	[W]	1977	10	17	[L]	1988 h	12	17	[L]	1998	20	25	[L]	1978	28	3	[W]	1988	7	42	[L]	1998 h	24	25	[L]	1978 h	7	6	[W]	1989	10	41	[L]	1999	17	3	[W]	1979	10	34	[L]	1989 h	16	26	[L]	1999 h	20	27	[L]	1979 h	37	17	[W]	1990	3	27	[L]	2000 h	15	0	[W]																																																																																																																																				
1976 h	23	6	[W]	1986 h	30	9	[W]	1996	24	34	[L]	1976	7	3	[W]	1987 h	23	20	[W]	1997	26	10	[W]	1977 h	20	14	[W]	1987	30	16	[W]	1997 h	20	3	[W]	1977	10	17	[L]	1988 h	12	17	[L]	1998	20	25	[L]	1978	28	3	[W]	1988	7	42	[L]	1998 h	24	25	[L]	1978 h	7	6	[W]	1989	10	41	[L]	1999	17	3	[W]	1979	10	34	[L]	1989 h	16	26	[L]	1999 h	20	27	[L]	1979 h	37	17	[W]	1990	3	27	[L]	2000 h	15	0	[W]																																																																																																																																																
1976	7	3	[W]	1987 h	23	20	[W]	1997	26	10	[W]	1977 h	20	14	[W]	1987	30	16	[W]	1997 h	20	3	[W]	1977	10	17	[L]	1988 h	12	17	[L]	1998	20	25	[L]	1978	28	3	[W]	1988	7	42	[L]	1998 h	24	25	[L]	1978 h	7	6	[W]	1989	10	41	[L]	1999	17	3	[W]	1979	10	34	[L]	1989 h	16	26	[L]	1999 h	20	27	[L]	1979 h	37	17	[W]	1990	3	27	[L]	2000 h	15	0	[W]																																																																																																																																																												
1977 h	20	14	[W]	1987	30	16	[W]	1997 h	20	3	[W]	1977	10	17	[L]	1988 h	12	17	[L]	1998	20	25	[L]	1978	28	3	[W]	1988	7	42	[L]	1998 h	24	25	[L]	1978 h	7	6	[W]	1989	10	41	[L]	1999	17	3	[W]	1979	10	34	[L]	1989 h	16	26	[L]	1999 h	20	27	[L]	1979 h	37	17	[W]	1990	3	27	[L]	2000 h	15	0	[W]																																																																																																																																																																								
1977	10	17	[L]	1988 h	12	17	[L]	1998	20	25	[L]	1978	28	3	[W]	1988	7	42	[L]	1998 h	24	25	[L]	1978 h	7	6	[W]	1989	10	41	[L]	1999	17	3	[W]	1979	10	34	[L]	1989 h	16	26	[L]	1999 h	20	27	[L]	1979 h	37	17	[W]	1990	3	27	[L]	2000 h	15	0	[W]																																																																																																																																																																																				
1978	28	3	[W]	1988	7	42	[L]	1998 h	24	25	[L]	1978 h	7	6	[W]	1989	10	41	[L]	1999	17	3	[W]	1979	10	34	[L]	1989 h	16	26	[L]	1999 h	20	27	[L]	1979 h	37	17	[W]	1990	3	27	[L]	2000 h	15	0	[W]																																																																																																																																																																																																
1978 h	7	6	[W]	1989	10	41	[L]	1999	17	3	[W]	1979	10	34	[L]	1989 h	16	26	[L]	1999 h	20	27	[L]	1979 h	37	17	[W]	1990	3	27	[L]	2000 h	15	0	[W]																																																																																																																																																																																																												
1979	10	34	[L]	1989 h	16	26	[L]	1999 h	20	27	[L]	1979 h	37	17	[W]	1990	3	27	[L]	2000 h	15	0	[W]																																																																																																																																																																																																																								
1979 h	37	17	[W]	1990	3	27	[L]	2000 h	15	0	[W]																																																																																																																																																																																																																																				

● Playoff Game

Steelers vs. NFL Opponents *[All-Time Record: 642-573-21]***CINCINNATI BENGALS** (Continued)**Steelers won 60, lost 35 (Home: 31-16, Road: 29-19)**

STEELERS	BENGALS	STEELERS	BENGALS	STEELERS	BENGALS						
2000	48	28	[W]	2006 h	20	28	[L]	2012	24	17	[W]
2001 h	16	7	[W]	2006	23	17	ot[W]	2012 h	10	13	[L]
2001	23	26	ot[L]	2007	24	13	[W]	2013	10	20	[L]
2002	34	7	[W]	2007 h	24	10	[W]	2013 h	30	20	[W]
2002 h	29	21	[W]	2008	38	10	[W]	2014	42	21	[W]
2003	17	10	[W]	2008 h	27	10	[W]	2014 h	30	20	[W]
2003 h	20	24	[L]	2009	20	23	[L]	2015 h	10	16	[L]
2004 h	28	17	[W]	2009h	12	18	[L]	2015	33	20	[W]
2004	19	14	[W]	2010	27	21	[W]	2015 ●	18	16	[W]
2005	27	13	[W]	2010 h	23	7	[W]	2016h	24	16	[W]
2005 h	31	38	[L]	2011	24	17	[W]	2016	24	20	[W]
2005 ●	31	17	[W]	2011 h	35	7	[W]	2017h	29	14	[W]
								2017	23	20	[W]

**CLEVELAND BROWNS****Steelers won 74, lost 58 (Home: 46-21, Road: 28-37)**

STEELERS	BROWNS	STEELERS	BROWNS	STEELERS	BROWNS						
1950 h	17	30	[L]	1972	24	26	[L]	1994	17	10	[W]
1950	7	45	[L]	1972 h	30	0	[W]	1994 h	17	7	[W]
1951	0	17	[L]	1973 h	33	6	[W]	1994 h ●	29	9	[W]
1951 h	0	28	[L]	1973	16	21	[L]	1995 h	20	3	[W]
1952 h	20	21	[L]	1974 h	20	16	[W]	1995	20	17	[W]
1952	28	29	[L]	1974	26	16	[W]	1999	43	0	[W]
1953	16	34	[L]	1975	42	6	[W]	1999 h	15	16	[L]
1953 h	16	20	[L]	1975 h	31	17	[W]	2000	20	23	[L]
1954 h	55	27	[W]	1976 h	31	14	[W]	2000 h	22	0	[W]
1954	7	42	[L]	1976	16	18	[L]	2001	15	12	ot[W]
1955	14	41	[L]	1977	28	14	[W]	2001 h	28	7	[W]
1955 h	7	30	[L]	1977 h	35	31	[W]	2002 h	16	13	ot[W]
1956 h	10	14	[L]	1978 h	15	9	ot[W]	2002	23	20	[W]
1956	24	16	[W]	1978	34	14	[W]	2002 h ●	36	33	[W]
1957 h	12	23	[L]	1979	51	35	[W]	2003 h	13	33	[L]
1957	0	24	[L]	1979 h	33	30	ot[W]	2003	13	6	[W]
1958 h	12	45	[L]	1980	26	27	[L]	2004 h	34	23	[W]
1958	10	27	[L]	1980 h	16	13	[W]	2004	24	10	[W]
1959 h	17	7	[W]	1981 h	13	7	[W]	2005 h	34	21	[W]
1959	21	20	[W]	1981	32	10	[W]	2005	41	0	[W]
1960	20	28	[L]	1982	9	10	[L]	2006	24	20	[W]
1960 h	14	10	[W]	1982 h	37	21	[W]	2006 h	27	7	[W]
1961 h	28	30	[L]	1983 h	44	17	[W]	2007	34	7	[W]
1961	17	13	[W]	1983	17	30	[L]	2007 h	31	28	[W]
1962 h	14	41	[L]	1984	10	20	[L]	2008	10	6	[W]
1962	14	35	[L]	1984 h	23	20	[W]	2008 h	31	0	[W]
1963	23	35	[L]	1985	7	17	[L]	2008 h	27	14	[W]
1963 h	9	7	[W]	1985 h	10	9	[W]	2009	6	13	[L]
1964	23	7	[W]	1986 h	24	27	[L]	2010 h	28	10	[W]
1964 h	17	30	[L]	1986	31	37	ot[L]	2010	41	9	[W]
1965	19	24	[L]	1987	10	34	[L]	2011 h	14	3	[W]
1965 h	21	42	[L]	1987 h	13	19	[L]	2011	13	9	[W]
1966	10	41	[L]	1988 h	9	23	[L]	2012	14	20	[L]
1966 h	16	6	[W]	1988	7	27	[L]	2012 h	24	10	[W]
1967	10	21	[L]	1989 h	0	51	[L]	2013	27	11	[W]
1967 h	14	34	[L]	1989	17	7	[W]	2013 h	20	7	[W]
1968	24	31	[L]	1990	3	13	[L]	2014 h	30	27	[W]
1968 h	24	45	[L]	1990 h	35	0	[W]	2014	10	31	[L]
1969	31	42	[L]	1991	14	17	[L]	2015 h	30	9	[W]
1969 h	3	24	[L]	1991 h	17	10	[W]	2015	28	12	[W]
1970	7	15	[L]	1992	9	17	[L]	2016	24	9	[W]
1970 h	28	9	[W]	1992 h	23	13	[W]	2016 h	27	24	ot[W]
1971	17	27	[L]	1993	23	28	[L]	2017	21	18	[W]
1971 h	26	9	[W]	1993 h	16	9	[W]	2017h	28	24	[W]

Steelers vs. NFL Opponents *[All-Time Record: 642-573-21]*

DALLAS COWBOYS

Steelers won 15, lost 17 (Home: 8-7, Road: 5-9, Neutral: 2-1)

STEELERS	COWBOYS	STEELERS	COWBOYS	STEELERS	COWBOYS						
1960	35	28	[W]	1966	21	52	[L]	1985	13	27	[L]
1961	24	27	[L]	1966 h	7	20	[L]	1988 h	24	21	[W]
1961 h	37	7	[W]	1967 h	21	24	[L]	1991	10	20	[L]
1962	30	28	[W]	1968	7	28	[L]	1994 h	9	26	[L]
1962 h	27	42	[L]	1969 h	7	10	[L]	1995 ●	17	27	[L]
1963 h	27	21	[W]	1972	13	17	[L]	1997 h	7	37	[L]
1963	24	19	[W]	1975 ●	21	17	[W]	2004	24	20	[W]
1964 h	23	17	[W]	1977 h	28	13	[W]	2008 h	20	13	[W]
1964	14	17	[L]	1978 ●	35	31	[W]	2012	24	27	ot[L]
1965 h	22	13	[W]	1979 h	14	3	[W]	2016h	30	35	[L]
1965	17	24	[L]	1982	36	28	[W]				



DENVER BRONCOS

Steelers won 11, lost 19, tied 1 (Home: 6-7, Road: 5-12-1)

STEELERS	BRONCOS	STEELERS	BRONCOS	STEELERS	BRONCOS						
1970	13	16	[L]	1984 ●	24	17	[W]	2003	14	17	[L]
1971 h	10	22	[L]	1985 h	23	31	[L]	2005 ●	34	17	[W]
1973 h	13	23	[L]	1986 h	10	21	[L]	2006h	20	31	[L]
1974	35	35	ot[T]	1988 h	39	21	[W]	2007	28	31	[L]
1975 h	20	9	[W]	1989	7	34	[L]	2009	28	10	[W]
1977	7	21	[L]	1989 ●	23	24	[L]	2011 ●	23	29	ot[L]
1977 ●	21	34	[L]	1990	34	17	[W]	2012	19	31	[L]
1978	21	17	[W]	1991	13	20	[L]	2015 h	34	27	[W]
1978 h ●	33	10	[W]	1993	13	37	[L]	2015 ●	16	23	[L]
1979 h	42	7	[W]	1997 h	35	24	[W]				
1983 h	10	14	[L]	1997 h ●	21	24	[L]				



DETROIT LIONS

Steelers won 18, lost 17, tied 1 (Home: 12-3-1, Road: 6-13, Neutral: 0-1)

STEELERS	LIONS	STEELERS	LIONS	STEELERS	LIONS						
1934	7	40	[L]	1949 h	14	7	[W]	1973 h	24	10	[W]
1936	3	28	[L]	1950	7	10	[L]	1983	3	45	[L]
1937	3	7	[L]	1952 h	6	31	[L]	1986 h	27	17	[W]
1938	7	16	[L]	1953	21	38	[L]	1989	23	3	[W]
1940	10	7	[W]	1955 h	28	31	[L]	1992 h	17	14	[W]
1942	35	7	[W]	1956	7	45	[L]	1995 h	23	20	[W]
1943 h	35	34	[W]	1959 h	10	10	[T]	1998	16	19	ot[L]
1944 h	6	27	[L]	1962	7	45	[L]	2001 h	47	14	[W]
1944	7	21	[L]	1962 ●	10	17	[L]	2005 h	35	21	[W]
1946	7	17	[L]	1966 h	17	3	[W]	2009	28	20	[W]
1947 h	17	10	[W]	1967	24	14	[W]	2013 h	37	27	[W]
1948	14	17	[L]	1969 h	16	13	[W]	2017	20	15	[W]

● Playoff Game ● AFC Championship Game ● Super Bowl ● Playoff Bowl

Steelers vs. NFL Opponents *[All-Time Record: 642-573-21]*

GREEN BAY PACKERS

Steelers won 16, lost 22 (Home: 8-9, Road: 8-12, Neutral: 0-1)

STEELERS			PACKERS			STEELERS			PACKERS			STEELERS			PACKERS		
1933	0	47	[L]	1948 h	38	7	[W]	1975	16	13	[W]						
1935	0	27	[L]	1949	30	7	[W]	1980 h	22	20	[W]						
1935 h	14	34	[L]	1951	33	35	[L]	1983	25	21	[W]						
1936	10	42	[L]	1951 h	28	7	[W]	1986 h	27	3	[W]						
1938	0	20	[L]	1953 h	31	14	[W]	1992	3	17	[L]						
1940	3	24	[L]	1954	21	20	[W]	1995	19	24	[L]						
1941 h	7	54	[L]	1957 h	10	27	[L]	1998 h	27	20	[W]						
1942	21	24	[L]	1960 h	13	19	[L]	2005	20	10	[W]						
1943 h	28	38	[L]	1963	14	33	[L]	2009 h	37	36	[W]						
1944	7	34	[L]	1965 h	9	41	[L]	2010	25	31	[L]						
1944 h	20	35	[L]	1967	24	17	[W]	2013	38	31	[W]						
1946	7	17	[L]	1969 h	34	38	[L]	2017h	31	28	[W]						
1947	18	17	[W]	1970 h	12	20	[L]										



HOUSTON TEXANS

Steelers won 4, lost 2 (Home: 2-1, Road: 2-1)

STEELERS			TEXANS			STEELERS			TEXANS			STEELERS			TEXANS		
2002 h	6	24	[L]	2008 h	38	17	[W]	2014 h	30	23	[W]						
2005	27	7	[W]	2011	10	17	[L]	2017	34	6	[W]						



INDIANAPOLIS COLTS

Steelers won 24, lost 6 (Home: 15-2, Road: 9-4)

STEELERS			COLTS			STEELERS			COLTS			STEELERS			COLTS		
1950 h	17	7	[W]	1980	20	17	[W]	1997 h	24	22	[W]						
1957	19	13	[W]	1983	24	13	[W]	2002 h	28	10	[W]						
1968 h	7	41	[L]	1984	16	17	[L]	2005	7	26	[L]						
1971	21	34	[L]	1985 h	45	3	[W]	2005	21	18	[W]						
1974 h	30	0	[W]	1987 h	21	7	[W]	2008 h	20	24	[L]						
1975 h	28	10	[W]	1991	21	3	[W]	2011	23	20	[W]						
1976	40	14	[W]	1992 h	30	14	[W]	2014 h	51	34	[W]						
1977	21	31	[L]	1994 h	31	21	[W]	2015 h	45	10	[W]						
1978 h	35	13	[W]	1995 h	20	16	[W]	2016	28	7	[W]						
1979 h	17	13	[W]	1996 h	42	14	[W]	2017	20	17	[W]						

Franchise moved from Baltimore to Indianapolis after 1983 season.



JACKSONVILLE JAGUARS

Steelers won 11, lost 14 (Home: 6-7, Road: 5-7)

STEELERS			JAGUARS			STEELERS			JAGUARS			STEELERS			JAGUARS		
1995	16	20	[L]	1999 h	3	17	[L]	2005 h	17	23	ot[L]						
1995 h	24	7	[W]	1999	6	20	[L]	2006	0	9	[L]						
1996	9	24	[L]	2000	23	13	[W]	2007 h	22	29	[L]						
1996 h	28	3	[W]	2000 h	24	34	[L]	2007 h	29	31	[L]						
1997	21	30	[L]	2001	3	21	[L]	2008	26	21	[W]						
1997 h	23	17	ot[W]	2001 h	20	7	[W]	2011 h	17	13	[W]						
1998 h	30	15	[W]	2002	25	23	[W]	2014	17	9	[W]						
1998	3	21	[L]	2004	17	16	[W]	2017h	9	30	[L]						
								2017h	42	45	[L]						

● Playoff Game ● AFC Championship Game ● Super Bowl

Steelers vs. NFL Opponents *[All-Time Record: 642-573-21]*

KANSAS CITY CHIEFS

Steelers won 23, lost 11 (Home: 11-4, Road: 12-7)

YEAR	STEELERS	CHIEFS	YEAR	STEELERS	CHIEFS	YEAR	STEELERS	CHIEFS
1970 h	14	31 [L]	1984 h	27	37 [L]	1999	19	35 [L]
1971	16	38 [L]	1985	36	28 [W]	2001	20	17 [W]
1972 h	16	7 [W]	1986 h	19	24 [L]	2003	20	41 [L]
1974	34	24 [W]	1987	17	16 [W]	2006 h	45	7 [W]
1975 h	28	3 [W]	1988 h	16	10 [W]	2009	24	27 ot[L]
1976	45	0 [W]	1989 h	23	17 [W]	2011	13	9 [W]
1978 h	27	24 [W]	1992	27	3 [W]	2012 h	16	13 ot[W]
1979	30	3 [W]	1993 ●	24	27 ot[L]	2014 h	20	12 [W]
1980 h	21	16 [W]	1996	17	7 [W]	2015	13	23 [L]
1981 h	33	37 [L]	1997	10	13 [L]	2016 h	43	14 [W]
1982 h	35	14 [W]	1998	20	13 [W]	2016 ●	18	16 [W]
						2017	19	3 [W]



LOS ANGELES RAMS

Steelers won 9, lost 17, tied 2 (Home: 6-6-1, Road: 2-11-1, Neutral: 1-0)

YEAR	STEELERS	RAMS	YEAR	STEELERS	RAMS	YEAR	STEELERS	RAMS
1938	7	13 [L]	1955	26	27 [L]	1981 h	24	0 [W]
1939	14	14 [T]	1956 h	30	13 [W]	1984 h	24	14 [W]
1941	14	17 [L]	1961	14	24 [L]	1987	21	31 [L]
1944 h	28	30 [L]	1964 h	14	26 [L]	1990 h	41	10 [W]
1944 h	6	33 [L]	1968	10	45 [L]	1993	0	27 [L]
1947 h	7	48 [L]	1971 h	14	23 [L]	1996 h	42	6 [W]
1948	14	31 [L]	1975	3	10 [L]	2003 h	21	33 [L]
1949 h	7	7 [T]	1978	7	10 [L]	2007	41	24 [W]
1952	14	28 [L]	1979 ●	31	19 [W]	2011 h	27	0 [W]
						2015	12	6 [W]

Franchise moved from Cleveland to Los Angeles after 1945 season. Franchise moved to St. Louis after 1949 season. Franchise moved to Los Angeles after 2015 season.



LOS ANGELES CHARGERS

Steelers won 23, lost 9 (Home: 15-3, Road: 8-6)

YEAR	STEELERS	CHARGERS	YEAR	STEELERS	CHARGERS	YEAR	STEELERS	CHARGERS
1971 h	21	17 [W]	1985	44	54 [L]	1996 h	16	3 [W]
1972	24	2 [W]	1987	20	16 [W]	2000	34	21 [W]
1973 h	38	21 [W]	1988	14	20 [L]	2003 h	40	24 [W]
1975	37	0 [W]	1989 h	20	17 [W]	2005	24	22 [W]
1976 h	23	0 [W]	1990 h	36	14 [W]	2006	13	23 [L]
1977	10	9 [W]	1991 h	26	20 [W]	2008 h	11	10 [W]
1979	7	35 [L]	1992	23	6 [W]	2008 h ●	35	24 [W]
1980	17	26 [L]	1993 h	16	3 [W]	2009 h	38	28 [W]
1982 h ●	28	31 [L]	1994	34	37 [L]	2012 h	24	34 [L]
1983 h	26	3 [W]	1994 h ●	13	17 [L]	2015	24	20 [W]
1984 h	52	24 [W]	1995 h	31	16 [W]			

Franchise moved from Los Angeles to San Diego after 1960 season. Franchise moved from San Diego to Los Angeles after 2016 season.

● Playoff Game ● AFC Championship Game ● Super Bowl

Steelers vs. NFL Opponents *[All-Time Record: 642-573-21]*

MIAMI DOLPHINS

Steelers won 14, lost 13 (Home: 8-4, Road: 6-9)

	STEELERS	DOLPHINS																		
1971	21	24	[L]	1985	20	24	[L]	1998	0	21	[L]									
1972 h	● 17	21	[L]	1987	24	35	[L]	2004	13	3	[W]									
1973	26	30	[L]	1988 h	40	24	[W]	2006 h	28	17	[W]									
1976 h	14	3	[W]	1989	34	14	[W]	2007 h	3	0	[W]									
1979 h	● 34	14	[W]	1990 h	6	28	[L]	2009	30	24	[W]									
1980 h	23	10	[W]	1993	21	20	[W]	2010	23	22	[W]									
1981	10	30	[L]	1994 h	16	13	ot[W]	2013 h	28	34	[L]									
1984 h	7	31	[L]	1995	10	23	[L]	2016	15	30	[L]									
1984 ●	28	45	[L]	1996	24	17	[W]	2016 h	● 30	12	[W]									



MINNESOTA VIKINGS

Steelers won 9, lost 9 (Home: 6-4, Road: 2-4, Neutral: 1-1)

	STEELERS	VIKINGS																		
1962 h	39	31	[W]	1976	6	17	[L]	1995 h	24	44	[L]									
1964	10	30	[L]	1980	23	17	[W]	2001 h	21	16	[W]									
1967 h	27	41	[L]	1983 h	14	17	[L]	2005	18	3	[W]									
1969	14	52	[L]	1986	7	31	[L]	2009 h	27	17	[W]									
1972 h	23	10	[W]	1989 h	27	14	[W]	2013 ●	27	34	[L]									
1974 ●	16	6	[W]	1992 h	3	6	[L]	2017h	26	9	[W]									
								2017h	24	27	[L]									



NEW ENGLAND PATRIOTS

Steelers won 15, lost 16 (Home: 11-10, Road: 4-6)

	STEELERS	PATRIOTS																		
1972 h	33	3	[W]	1990 h	24	3	[W]	2004 h ●	27	41	[L]									
1974	21	17	[W]	1993 h	17	14	[W]	2005 h	20	23	[L]									
1976 h	27	30	[L]	1995 h	41	27	[W]	2007	13	34	[L]									
1979	16	13	ot[W]	1996 ●	3	28	[L]	2008	33	10	[W]									
1981 h	27	21	ot[W]	1997	24	21	ot[W]	2010 h	26	39	[L]									
1982 h	37	14	[W]	1997 h ●	7	6	[W]	2011 h	25	17	[W]									
1983 h	23	28	[L]	1998 h	9	23	[L]	2013	31	55	[L]									
1986 h	0	34	[L]	2001 h ●	17	24	[L]	2015	21	28	[L]									
1989 h	28	10	[W]	2002	14	30	[L]	2016	16	27	[L]									
1991 h	20	6	[W]	2004 h	34	20	[W]	2016 ●	17	36	[L]									
								2017 h	24	27	[L]									

● Playoff Game ● AFC Championship Game ● Game at Wembley Stadium (London)

Steelers vs. NFL Opponents *[All-Time Record: 642-573-21]*

NEW ORLEANS SAINTS

Steelers won 7, lost 8 (Home: 3-3, Road: 4-5)

STEELERS			SAINTS			STEELERS			SAINTS		
1967	14	10	[W]	1978 h	20	14	[W]	1993 h	37	14	[W]
1968 h	12	16	[L]	1981	20	6	[W]	2002	29	32	[L]
1968	14	24	[L]	1984	24	27	[L]	2006 h	38	31	[W]
1969	24	27	[L]	1987 h	16	20	[L]	2010	10	20	[L]
1974	28	7	[W]	1990	9	6	[W]	2014 h	32	35	[L]



NEW YORK GIANTS

Steelers won 31, lost 46, tied 3 (Home: 15-22-3, Road: 16-24)

STEELERS			GIANTS			STEELERS			GIANTS			STEELERS			GIANTS		
1933 h	2	23	[L]	1947 h	24	7	[W]	1961	21	42	[L]	1962 h	27	31	[L]		
1933	3	27	[L]	1948	27	34	[L]	1962	20	17	[W]	1963 h	31	0	[W]		
1934 h	12	14	[L]	1948 h	38	28	[W]	1963	17	33	[L]	1964 h	27	24	[W]		
1934	7	17	[L]	1949 h	28	7	[W]	1964	44	17	[W]	1965 h	13	23	[L]		
1935 h	7	42	[L]	1949	21	17	[W]	1965	10	35	[L]	1965	10	35	[L]		
1935	0	13	[L]	1950 h	7	18	[L]	1966 h	34	34	[T]	1966	47	28	[W]		
1936 h	10	7	[W]	1950	17	6	[W]	1967 h	24	27	[L]	1967	20	28	[L]		
1937 h	7	10	[L]	1951 h	13	13	[T]	1968 h	20	34	[L]	1969	7	10	[L]		
1937	0	17	[L]	1951	0	14	[L]	1969 h	17	21	[L]	1971 h	17	13	[W]		
1938 h	14	27	[L]	1952 h	63	7	[W]	1976	27	0	[W]	1985	10	28	[L]		
1938	13	10	[W]	1953 h	24	14	[W]	1991 h	20	23	[L]	1994	10	6	[W]		
1939 h	7	14	[L]	1953	14	10	[W]	2000	10	30	[L]	2004	33	30	[W]		
1939	7	23	[L]	1954 h	6	30	[L]	2008 h	14	21	[L]	2012	24	20	[W]		
1940 h	10	10	[T]	1954	3	24	[L]	2016 h	24	14	[W]						
1940	0	12	[L]	1955 h	30	23	[W]										
1941 h	10	37	[L]	1955	19	17	[W]										
1941	7	28	[L]	1956	10	38	[L]										
1942 h	13	10	[W]	1956 h	14	17	[L]										
1942	17	9	[W]	1957	0	35	[L]										
1943 h	28	14	[W]	1957 h	21	10	[W]										
1943	14	42	[L]	1958	6	17	[L]										
1944	0	23	[L]	1958 h	31	10	[W]										
1945 h	6	34	[L]	1959 h	16	21	[L]										
1945	21	7	[W]	1959	14	9	[W]										
1946 h	14	17	[L]	1960 h	17	19	[L]										
1946	0	7	[L]	1960	24	27	[L]										
1947	38	21	[W]	1961 h	14	17	[L]										



NEW YORK JETS

Steelers won 20, lost 5 (Home: 10-1, Road: 10-4)

STEELERS			JETS			STEELERS			JETS			STEELERS			JETS		
1970 h	21	17	[W]	1988	20	24	[L]	2007	16	19	ot [L]	2010 h	17	22	[L]		
1973 h	26	14	[W]	1989	13	0	[W]	2010 h ●	24	19	[W]	2012 h	27	10	[W]		
1975	20	7	[W]	1990	24	7	[W]	2013	19	6	[W]	2014	13	20	[L]		
1977	23	20	[W]	1992 h	27	10	[W]	2016 h	31	13	[W]						
1978	28	17	[W]	2000	20	3	[W]										
1981 h	38	10	[W]	2001 h	18	7	[W]										
1983	34	7	[W]	2003	0	6	[L]										
1984	23	17	[W]	2004 h	17	6	[W]										
1986	45	24	[W]	2004 h ●	20	17	ot[W]										

● Playoff Game ● AFC Championship Game

Steelers vs. NFL Opponents *[All-Time Record: 642-573-21]*



OKLAND RAIDERS

Steelers won 13, lost 15 (Home: 8-5, Road: 5-10)

STEELERS			RAIDERS			STEELERS			RAIDERS			STEELERS			RAIDERS		
1970	14	31	[L]	1977 h	7	16	[L]	2003 h	27	7	[W]	2004 h	24	21	[W]		
1972 h	34	28	[W]	1980 h	34	45	[L]	2006	13	20	[L]	2009 h	24	27	[L]		
1972 h	●	13	[W]	1981	27	30	[L]	2010 h	35	3	[W]	2012	31	34	[L]		
1973	17	9	[W]	1983 ●	10	38	[L]	2013	18	21	[L]	2015 h	38	35	[W]		
1973 ●	14	33	[L]	1984	13	7	[W]										
1974 h	0	17	[L]	1990	3	20	[L]										
1974 ●	24	13	[W]	1994	21	3	[W]										
1975 h ●	16	10	[W]	1995	29	10	[W]										
1976	28	31	[L]	2000 h	21	20	[W]										
1976 ●	7	24	[L]	2002 h	17	30	[L]										

Franchise moved from Oakland to Los Angeles after 1981 season, and moved back to Oakland after 1994 season



PHILADELPHIA EAGLES

Steelers won 27, lost 48, tied 3 (Home: 18-19-1, Road: 8-27-2, Neutral: 1-2)

STEELERS			EAGLES			STEELERS			EAGLES			STEELERS			EAGLES		
1933	6	25	[L]	1948 h	7	34	[L]	1961 h	24	35	[L]	1962 h	13	7	[W]		
1934 h	0	17	[L]	1948	0	17	[L]	1962	26	17	[W]	1963	21	21	[T]		
1934	9	7	[W]	1949 h	7	38	[L]	1963 h	20	20	[T]	1964	7	21	[L]		
1935	17	7	[W]	1949	17	34	[L]	1964 h	10	34	[L]	1965	20	14	[W]		
1935 h	6	17	[L]	1950 h	10	17	[L]	1965 h	13	47	[L]	1966 h	14	31	[L]		
1936 h	17	0	[W]	1950	9	7	[W]	1966	23	27	[L]	1967	24	34	[L]		
1936 1	6	0	[W]	1951 h	13	34	[L]	1968 h	6	3	[W]	1969	27	41	[L]		
1937 h	27	14	[W]	1951	17	13	[W]	1970	20	30	[L]	1970	20	30	[L]		
1937 h	16	7	[W]	1952 h	25	31	[L]	1974 h	27	0	[W]	1971	14	23	[L]		
1938 2	7	27	[L]	1952	21	26	[L]	1979	14	17	[L]	1988 h	26	27	[L]		
1938 3	7	14	[L]	1953	7	23	[L]	1988 h	26	27	[L]	1991	14	23	[L]		
1939	14	17	[L]	1953 h	7	35	[L]	1994 h	14	3	[W]	1997	20	23	[L]		
1939 h	24	12	[W]	1954	22	24	[L]	2000 h	23	26	ot[L]	2000 h	27	3	[W]		
1940 h	7	3	[W]	1955 h	13	7	[W]	2008	6	15	[L]	2012 h	16	14	[W]		
1940	0	7	[L]	1955	0	24	[L]	2016	3	34	[L]						
1941 h	7	10	[L]	1956 h	21	35	[L]										
1941	7	7	[T]	1956	7	14	[L]										
1942 h	14	24	[L]	1957 h	6	0	[W]										
1942	14	0	[W]	1957	6	7	[L]										
1945 h	3	45	[L]	1958 h	24	3	[W]										
1945	6	30	[L]	1958	31	24	[W]										
1946 h	10	7	[W]	1959	24	28	[L]										
1946	7	10	[L]	1959 h	31	0	[W]										
1947 h	35	24	[W]	1960	7	34	[L]										
1947	0	21	[L]	1960 h	27	21	[W]										
1947 h ●	0	21	[L]	1961	16	21	[L]										

1-Johnstown, Pa., 2-Buffalo, N.Y., 3-Charleston, W.V.



SAN FRANCISCO 49ERS

Steelers won 10, lost 11 (Home: 5-5, Road: 5-6)

STEELERS			49ERS			STEELERS			49ERS			STEELERS			49ERS		
1951 h	24	28	[L]	1973	37	14	[W]	1993 h	13	24	[L]	1996 h	15	25	[L]		
1952	24	7	[W]	1977 h	27	0	[W]	1999	27	6	[W]	2003	14	30	[L]		
1954	3	31	[L]	1978	24	7	[W]	2007 h	37	16	[W]	2007 h	3	20	[L]		
1958	20	23	[L]	1981 h	14	17	[L]	2011 h	3	20	[L]	2015 h	43	18	[W]		
1961 h	20	10	[W]	1984	20	17	[W]										
1965	17	27	[L]	1987 h	30	17	[W]										
1968 h	28	45	[L]	1990	7	27	[L]										

● Playoff Game

Steelers vs. NFL Opponents [All-Time Record: 642-573-21]



SEATTLE SEAHAWKS

Steelers won 9, lost 9 (Home: 7-2, Road: 1-7, Neutral: 1-0)

STEELERS	SEAHAWKS	STEELERS	SEAHAWKS	STEELERS	SEAHAWKS						
1977 h	30	20	[W]	1987 h	13	9	[W]	1999 h	10	29	[L]
1978 h	21	10	[W]	1991 h	7	27	[L]	2003	16	23	[L]
1981	21	24	[L]	1992 h	20	14	[W]	2005 ●	21	10	[W]
1982	0	16	[L]	1993	6	16	[L]	2007 h	21	0	[W]
1983	27	21	[W]	1994	13	30	[L]	2011 h	24	0	[W]
1986	0	30	[L]	1998 h	13	10	[W]	2015	30	39	[L]



TAMPA BAY BUCCANEERS

Steelers won 8, lost 2 (Home: 3-1, Road: 5-1)

STEELERS	BUCCANEERS	STEELERS	BUCCANEERS	STEELERS	BUCCANEERS						
1976 h	42	0	[W]	1998	3	16	[L]	2010	38	13	[W]
1980	24	21	[W]	2001	17	10	[W]	2014 h	24	27	[L]
1983 h	17	12	[W]	2002	17	7	[W]				
1989	31	22	[W]	2006 h	20	3	[W]				



TENNESSEE TITANS

Steelers won 46, lost 31 (Home: 27-11, Road: 19-20)

STEELERS	TITANS	STEELERS	TITANS	STEELERS	TITANS						
1970 h	7	19	[L]	1982	24	10	[W]	1995	34	17	[W]
1970	7	3	[W]	1983	40	28	[W]	1995 h	21	7	[W]
1971 h	23	16	[W]	1983 h	17	10	[W]	1996 h	30	16	[W]
1971	3	29	[L]	1984 h	35	7	[W]	1996	13	23	[L]
1972 h	24	7	[W]	1984	20	23	ot[L]	1997 h	37	24	[W]
1972	9	3	[W]	1985 h	20	0	[W]	1997	6	16	[L]
1973	36	7	[W]	1985	30	7	[W]	1998 h	31	41	[L]
1973 h	33	7	[W]	1986	22	16	ot[W]	1998	14	23	[L]
1974	13	7	[W]	1986 h	21	10	[W]	1999	10	16	[L]
1974 h	10	13	[L]	1987 h	3	23	[L]	1999 h	36	47	[L]
1975 h	24	17	[W]	1987	16	24	[L]	2000 h	20	23	[L]
1975	32	9	[W]	1988 h	14	34	[L]	2000	7	9	[L]
1976 h	32	16	[W]	1988	37	34	[W]	2001 h	34	7	[W]
1976	21	0	[W]	1989	0	27	[L]	2001	34	24	[W]
1977	10	27	[L]	1989 h	16	23	[L]	2002	23	31	[L]
1977 h	27	10	[W]	1989 ●	26	23	ot[W]	2002 ●	31	34	ot[L]
1978 h	17	24	[L]	1990 h	20	9	[W]	2003 h	13	30	[L]
1978	13	3	[W]	1990	14	34	[L]	2005 h	34	7	[W]
1978 h ●	34	5	[W]	1991 h	26	14	[W]	2008	14	31	[L]
1979 h	38	7	[W]	1991	6	31	[L]	2009 h	13	10	ot[W]
1979	17	20	[L]	1992	29	24	[W]	2010	19	11	[W]
1979 h ●	27	13	[W]	1992 h	21	20	[W]	2011 h	38	17	[W]
1980 h	31	17	[W]	1993	3	23	[L]	2012	23	26	[L]
1980	0	6	[L]	1993 h	17	26	[L]	2014	27	24	[W]
1981 h	26	13	[W]	1994 h	30	14	[W]	2017h	40	17	[W]
1981	20	21	[L]	1994	12	9	ot[W]				

Franchise moved from Houston to Tennessee after 1996 season. Franchise changed from Oilers to Titans after 1998 season.

● Playoff Game ● AFC Championship Game ● Super Bowl

Steelers vs. NFL Opponents *[All-Time Record: 642-573-21]*

WASHINGTON REDSKINS

Steelers won **34**, lost **43**, tied **4** (Home: 20-22-1, Road: 14-21-3)

STEELERS		REDSKINS		STEELERS		REDSKINS		STEELERS		REDSKINS	
1933 h	6	21	[L]	1947	26	27	[L]	1960 h	22	10	[W]
1933	16	14	[W]	1947 h	21	14	[W]	1961 h	20	0	[W]
1934 h	0	7	[L]	1948	14	17	[L]	1961	30	14	[W]
1934	0	39	[L]	1948 h	10	7	[W]	1962 h	23	21	[W]
1935 h	6	0	[W]	1949 h	14	27	[L]	1962	27	24	[W]
1935	3	13	[L]	1949	14	27	[L]	1963 h	38	27	[W]
1936 h	10	0	[W]	1950	26	7	[W]	1963	34	28	[W]
1936	0	30	[L]	1950 h	7	24	[L]	1964 h	0	30	[L]
1937	20	34	[L]	1951 h	7	22	[L]	1964	14	7	[W]
1937 h	21	13	[W]	1951	20	10	[W]	1965 h	3	31	[L]
1938 h	0	7	[L]	1952 h	24	28	[L]	1965	14	35	[L]
1938	0	15	[L]	1952	24	23	[W]	1966 h	27	33	[L]
1939	14	44	[L]	1953 h	9	17	[L]	1966	10	24	[L]
1939 h	14	21	[L]	1953	14	13	[W]	1967 h	10	15	[L]
1940 h	10	40	[L]	1954 h	37	7	[W]	1968	13	16	[L]
1940	10	37	[L]	1954	14	17	[L]	1969 h	7	14	[L]
1941 h	20	24	[L]	1955 h	14	23	[L]	1973 h	21	16	[W]
1941	3	23	[L]	1955	17	28	[L]	1979 h	38	7	[W]
1942	14	28	[L]	1956 h	30	13	[W]	1985 h	23	30	[L]
1942 h	0	14	[L]	1956	23	0	[W]	1988	29	30	[L]
1943 h	14	14	[T]	1957 h	28	7	[W]	1991 h	14	41	[L]
1943	27	14	[W]	1957	3	10	[L]	1997 h	14	13	[W]
1944	20	42	[L]	1958 h	24	16	[W]	2000 h	24	3	[W]
1945 h	0	14	[L]	1958	14	14	[T]	2004 h	16	7	[W]
1945	0	24	[L]	1959 h	17	23	[L]	2008	23	6	[W]
1946	14	14	[T]	1959	27	6	[W]	2012 h	27	12	[W]
1946 h	14	7	[W]	1960	27	27	[T]	2016	38	16	[W]

Franchise moved from Boston to Washington after 1936 season.

○ Final Game at Three Rivers Stadium

Steelers vs. NFL Opponents *[All-Time Record: 642-573-21]*



STEELERS VS. AFC *Year-by-year results from 1970*

	Home	Away	Overall		Home	Away	Overall		Home	Away	Overall
1970	4-2	1-4	5-6	1986	2-4	2-4	4-8	2002	5-2	4-3	9-5
1971	4-1	1-5	5-6	1987	3-2	3-3	6-5	2003	3-3	2-4	5-7
1972	7-1	3-2	10-3	1988	3-3	1-5	4-8	2004	7-1	5-1	12-2
1973	5-1	2-4	7-5	1989	3-3	4-4	7-7	2005	3-3	7-2	10-5
1974	4-2	5-1	9-3	1990	4-2	2-4	6-6	2006	3-3	2-4	5-7
1975	7-1	5-0	12-1	1991	5-1	2-4	7-5	2007	5-2	2-4	7-6
1976	6-1	4-3	10-4	1992	6-1	4-2	10-3	2008	7-1	5-1	12-2
1977	4-1	3-5	7-6	1993	5-1	2-5	7-6	2009	4-2	2-4	6-6
1978	7-1	6-0	13-1	1994	7-1	4-2	11-3	2010	5-3	6-0	11-3
1979	8-0	3-3	11-3	1995	7-1	4-2	11-3	2011	5-1	4-3	9-4
1980	4-2	1-5	5-7	1996	7-0	2-5	9-5	2012	3-3	2-4	5-7
1981	4-2	1-5	5-7	1997	7-1	3-3	10-4	2013	4-2	2-4	6-6
1982	4-1	1-3	5-4	1998	3-3	2-4	5-7	2014	6-1	3-3	9-4
1983	3-3	5-2	8-5	1999	0-6	3-4	3-10	2015	4-2	4-4	8-6
1984	4-2	3-5	7-7	2000	3-3	5-2	8-5	2016	6-1	5-3	11-4
1985	4-2	2-4	6-6	2001	6-2	5-2	11-4	2017	4-3	6-10	10-3
TOTAL:	224-90	154-150-1	379-240-1								



STEELERS VS. NFC *Year-by-year results from 1970*

	Home	Away	Overall		Home	Away	Overall		Home	Away	Overall
1970	0-1	0-2	0-3	1986	2-0	0-2	2-2	2002	1-0-1	1-1	2-1-1
1971	1-1	0-1	1-2	1987	1-1	1-1	2-2	2003	1-1	0-2	1-3
1972	1-0	1-1	2-1	1988	1-1	0-2	1-3	2004	2-0	2-0	4-0
1973	2-0	1-0	3-0	1989	1-1	2-0	3-1	2005	2-0	2-0	5-0
1974	2-0	1-0	4-0	1990	2-0	1-1	3-1	2006	2-0	1-1	3-1
1975	1-0	1-1	3-1	1991	0-2	0-2	0-4	2007	2-0	1-1	3-1
1976	0-0	1-1	1-1	1992	1-1	0-2	1-3	2008	1-1	1-1	3-2
1977	2-0	0-0	2-0	1993	1-1	1-1	2-2	2009	2-0	1-1	3-1
1978	2-0	1-1	4-1	1994	1-1	1-1	2-2	2010	2-0	1-1	3-2
1979	2-0	1-1	4-1	1995	1-1	1-1	2-3	2011	2-0	1-1	3-1
1980	2-0	2-0	4-0	1996	1-1	1-1	2-2	2012	2-0	1-1	3-1
1981	1-1	2-0	3-1	1997	1-1	1-1	2-2	2013	1-1	1-1	2-2
1982	0-0	1-0	1-0	1998	2-0	0-2	2-2	2014	0-2	2-0	2-2
1983	1-1	1-1	2-2	1999	2-0	1-0	3-0	2015	2-0	1-1	3-1
1984	2-0	1-1	3-1	2000	1-1	0-1	1-2	2016	1-1	1-1	2-2
1985	1-1	0-2	1-3	2001	2-0	1-0	3-0	2017	2-0	1-1	3-1
TOTAL:	65-23-1	43-44	114-69-1								

● Includes Super Bowl Win ○ Includes Super Bowl Loss ● Includes Playoffs ● Includes game at Wembley Stadium (London)

Steelers in the Pro Bowl

1951 3 Selections

HB	Joe Geri (1)
LB	Jerry Shipkey (1)
C	Bill Walsh (1)

1952 4 Selections

HB	Joe Geri (2)
G	George Hughes (1)
LB	Jerry Shipkey (2)
C	Bill Walsh (2)

1953 7 Selections

HB	Lynn Chandnois (1)
QB	Jim Finks (1)
HB	Ray Mathews (1)
DE	Bill McPeak (1)
E	Elbie Nickel (1)
LB	Jerry Shipkey (3)
DT	Ernie Stautner (1)

1954 8 Selections

HB	Lynn Chandnois (2)
MG	Dale Dodril (1)
G	George Hughes (2)
LB	Marv Matuszak (1)
DE	Bill McPeak (2)
HB	Ray Mathews (2)
E	Elbie Nickel (2)
DT	Ernie Stautner (2)

1955 3 Selections

DB	Paul Cameron (1)
MG	Dale Dodril (2)
HB	John Lattner (1)

1956 5 Selections

DB	Jack Butler (1)
MG	Dale Dodril (3)
HB	Ray Mathews (3)
DT	Ernie Stautner (3)
T	Frank Varrichione (1)

1957 6 Selections

DB	Jack Butler (2)
DE	Bill McPeak (3)
E	Elbie Nickel (3)
FB	Fran Rogel (1)
DT	Ernie Stautner (4)
T	Frank Varrichione (2)

1958 6 Selections

DB	Jack Butler (3)
MG	Dale Dodril (4)
E	Jack McClairn (1)
QB	Earl Morrall (1)
DT	Ernie Stautner (5)
T	Frank Varrichione (3)

1959 5 Selections

DB	Jack Butler (4)
QB	Bobby Layne (1)
DT	Ernie Stautner (6)
HB	Tom Tracy (1)
T	Frank Varrichione (4)

1960 6 Selections

DB	Dean Derby (1)
QB	Bobby Layne (2)
G	John Nisby (1)
E	Jimmy Orr (1)
LB	John Reger (1)
DT	Ernie Stautner (7)

1961 5 Selections

LB	John Reger (2)
G	Mike Sandusky (1)
DT	Ernie Stautner (8)
HB	Tom Tracy (2)
T	Frank Varrichione (5)

1962 5 Selections

E	Buddy Dial (1)
G	John Nisby (2)
LB	Myron Pottios (1)
LB	John Reger (3)
DT	Ernie Stautner (9)

1963 5 Selections

TE	Preston Carpenter (1)
FB	John Henry Johnson (1)
DT	Gene Lipscomb (1)
DE	Lou Michaels (1)
C	Buzz Nutter (1)

1964 6 Selections

T	Charley Bradshaw (1)
FB	John Henry Johnson (2)
DT	Joe Krupa (1)
DT	Lou Michaels (2)
LB	Myron Pottios (2)
DB	Clendon Thomas (1)

1965 4 Selections

E	Gary Ballman (1)
T	Charley Bradshaw (2)
FB	John Henry Johnson (3)
LB	Myron Pottios (3)

1966 1 Selection

E	Gary Ballman (2)
---	------------------

1967 3 Selections

K	Mike Clark (1)
DB	Brady Keys (1)
DE	Ben McGee (1)

1968 1 Selection

DB	Marv Woodson (1)
----	------------------

1969 4 Selections

HB	Dick Hoak (1)
E	Roy Jefferson (2)
DE	Ben McGee (2)
LB	Andy Russell (1)

1970 3 Selections

DT	Joe Greene (1)
E	Roy Jefferson (2)
P	Bob Walden (1)

1971 2 Selections

DT	Joe Greene (2)
LB	Andy Russell (2)

1972 2 Selections

DT	Joe Greene (3)
LB	Andy Russell (3)

1973 6 Selections

LB	Henry Davis (1)
PK	Roy Gerela (1)
DT	Joe Greene (4)
RB	Franco Harris (1)
LB	Andy Russell (4)
DE	Dwight White (1)

1974 8 Selections

DT	Joe Greene (5)
DE	L.C. Greenwood (1)
LB	Jack Ham (1)
RB	Franco Harris (2)
LB	Andy Russell (5)
WR	Ron Shanklin (1)
G	Bruce Van Dyke (1)
DE	Dwight White (2)

1975 6 Selections

PK	Roy Gerela (2)
DT	Joe Greene (6)
DE	L.C. Greenwood (2)
LB	Jack Ham (2)
RB	Franco Harris (3)
LB	Andy Russell (6)

1976 11 Selections

CB	Mel Blount (1)
QB	Terry Bradshaw (1)
S	Glen Edwards (1)
DT	Joe Greene (7)
DE	L.C. Greenwood (3)
LB	Jack Ham (3)
RB	Franco Harris (4)
LB	Jack Lambert (1)
LB	Andy Russell (7)
WR	Lynn Swann (1)
S	Mike Wagner (1)

1977 9 Selections

CB	Mel Blount (2)
S	Glen Edwards (2)
DT	Joe Greene (8)
DE	L.C. Greenwood (4)
LB	Jack Ham (4)
RB	Franco Harris (5)
LB	Jack Lambert (2)
CB	J.T. Thomas (1)
S	Mike Wagner (2)

1978 4 Selections

LB	Jack Ham (5)
RB	Franco Harris (6)
LB	Jack Lambert (3)
WR	Lynn Swann (2)

1979 10 Selections

CB	Mel Blount (3)
QB	Terry Bradshaw (2)
DT	Joe Greene (9)
DE	L.C. Greenwood (5)
LB	Jack Ham (6)
RB	Franco Harris (7)
LB	Jack Lambert (4)
S	Donnie Shell (1)
WR	Lynn Swann (3)
C	Mike Webster (1)

1980 10 Selections

CB	Mel Blount (4)
QB	Terry Bradshaw (3)*
DT	Joe Greene (10)
DE	L.C. Greenwood (6)
LB	Jack Ham (7)
RB	Franco Harris (8)
LB	Jack Lambert (5)
S	Donnie Shell (2)
WR	John Stallworth (1)
C	Mike Webster (2)

() denotes number of Pro Bowl selections

* Did not play

Steelers in the Pro Bowl

1981 5 Selections

LB Jack Ham (8)
 RB Franco Harris (9)
 LB Jack Lambert (6)
 S Donnie Shell (3)
 C Mike Webster (3)

1982 4 Selections

CB Mel Blount (5)
 LB Jack Lambert (7)
 S Donnie Shell (4)
 C Mike Webster (4)

1983 5 Selections

OT Larry Brown (1)
 LB Jack Lambert (8)
 S Donnie Shell (5)
 WR John Stallworth (2)
 C Mike Webster (5)

1984 3 Selections

PK Gary Anderson (1)
 LB Jack Lambert (9)
 C Mike Webster (6)

1985 5 Selections

LB Robin Cole (1)
 WR Louis Lipps (1)
 LB Mike Merriweather (1)
 WR John Stallworth (3)
 C Mike Webster (7)

1986 4 Selections

PK Gary Anderson (2)
 WR Louis Lipps (2)
 LB Mike Merriweather (2)
 C Mike Webster (8)

1987 2 Selections

LB Mike Merriweather (3)
 RB Earnest Jackson (2)

1988 1 Selection

C Mike Webster (9)

1989 1 Selection

OT Tunch Ilkin (1)

1990 2 Selections

OT Tunch Ilkin (2)
 KR Rod Woodson (1)

1991 2 Selections

LB David Little (1)
 CB Rod Woodson (2)

1992 2 Selections

LB Greg Lloyd (1)
 CB Rod Woodson (3)

1993 6 Selections

C Dermontti Dawson (1)
 RB Barry Foster (1)
 G Carlton Haselrig (1)
 LB Greg Lloyd (2)
 QB Neil O'Donnell (1)
 CB Rod Woodson (4)

1994 6 Selections

PK Gary Anderson (3)
 C Dermontti Dawson (2)
 RB Barry Foster (2)*
 TE Eric Green (1)
 LB Greg Lloyd (3)
 CB Rod Woodson (5)

1995 6 Selections

C Dermontti Dawson (3)
 TE Eric Green (2)
 LB Kevin Greene (2)
 S Carnell Lake (1)
 LB Greg Lloyd (4)
 G Duval Love (1)
 CB Rod Woodson (6)

1996 5 Selections

C Dermontti Dawson (4)
 LB Kevin Greene (3)
 S Carnell Lake (2)
 LB Greg Lloyd (5)
 WR Yancey Thigpen (1)

1997 6 Selections

RB Jerome Bettis (3)
 LB Chad Brown (1)
 C Dermontti Dawson (5)
 LB Levon Kirkland (1)
 S Carnell Lake (3)
 CB Rod Woodson (7)

1998 6 Selections

RB Jerome Bettis (4)
 C Dermontti Dawson (6)
 LB Levon Kirkland (2)
 S Carnell Lake (4)
 DT Joel Steed (1)
 WR Yancey Thigpen (2)

1999 1 Selection

C Dermontti Dawson (7)

2000 0 Selections

None

2001 1 Selection

LB Jason Gildon (1)

2002 6 Selections

LB Kendrell Bell (1)
 RB Jerome Bettis (5)*
 G Alan Faneca (1)
 LB Jason Gildon (2)
 QB Kordell Stewart (1)
 WR Hines Ward (1)

2003 4 Selections

G Alan Faneca (2)
 LB Jason Gildon (3)
 LB Joey Porter (1)
 WR Hines Ward (2)

2004 3 Selections

G Alan Faneca (3)
 DT Casey Hampton (1)
 WR Hines Ward (3)

2005 9 Selections

RB Jerome Bettis (6)
 G Alan Faneca (4)
 LB James Farrior (1)
 C Jeff Hartings (1)
 S Troy Polamalu (1)
 LB Joey Porter (2)
 DE Aaron Smith (1)
 OT Marvel Smith (1)
 WR Hines Ward (4)

2006 5 Selections

G Alan Faneca (5)
 DT Casey Hampton (2)
 C Jeff Hartings (2)
 S Troy Polamalu (2)
 LB Joey Porter (3)

2007 4 Selections

G Alan Faneca (6)
 DT Casey Hampton (3)
 RB Willie Parker (1)
 S Troy Polamalu (3)

2008 6 Selections

G Alan Faneca (7)
 DT Casey Hampton (4)
 LB James Harrison (1)
 RB Willie Parker (2)*
 S Troy Polamalu (4)*
 QB Ben Roethlisberger (1)

2009 3 Selections

LB James Farrior (2)
 LB James Harrison (2)
 S Troy Polamalu (5)

2010 4 Selections

DT Casey Hampton (5)
 LB James Harrison (3)
 TE Heath Miller (1)
 LB LaMarr Woodley (1)

2011 4 Selections

DE Brett Keisel (1)
 S Troy Polamalu (6)
 C Maurkice Pouncey (1)
 LB James Harrison (4)

2012 7 Selections

WR Antonio Brown (1)
 S Ryan Clark (1)
 LB James Harrison (5)
 S Troy Polamalu (7)*
 C Maurkice Pouncey (2)*
 QB Ben Roethlisberger (2)
 WR Mike Wallace (1)

2013 2 Selections

TE Heath Miller (2)*
 C Maurkice Pouncey (3)

2014 2 Selections

WR Antonio Brown (2)
 S Troy Polamalu (8)

2015 5 Selections

RB Le'Veon Bell (1)*
 C Maurkice Pouncey (4)
 QB Ben Roethlisberger (3)*
 LB Lawrence Timmons (1)
 WR Antonio Brown (3)

2016 3 Selections

WR Antonio Brown (4)*
 G David DeCastro (1)
 QB Ben Roethlisberger (4)*

2017 5 Selections

WR Antonio Brown (5)*
 G David DeCastro (2)
 RB Le'Veon Bell (2)*
 C Maurkice Pouncey (5)*
 QB Ben Roethlisberger (5)*

2018 8 Selections

RB Le'Veon Bell (3)
 K Chris Boswell (1)
 WR Antonio Brown (6)
 G David DeCastro (3)
 C Maurkice Pouncey (5)
 QB Ben Roethlisberger (6)
 LB Ryan Shazier (1)*
 T Alejandro Villanueva (1)

(*) denotes number of Pro Bowl selections
 *Did not play

Steelers Honors & Awards (2000-Present)

2000

RB Jerome Bettis

Steelers MVP; Pro Football Writers' "The Chief Award"

K Kris Brown

AFC Special Teams Player of the Week (Week 8)

LB Jason Gildon

AFC Defensive Player of the Week (Week 13), Selected to the Pro Bowl

LB Joey Porter

AFC Defensive Player of the Month (October)

C Dermontti Dawson

Ed Block Courage Award

FB Dan Kreider

Joe Greene Great Performance Award

CB Hank Poteat

Pro Football Weekly All-Rookie Team (Punt-Returner)

2001

HEAD COACH Bill Cowher

The Football News AFC Coach of the Year

ASSISTANT COACH Mike Mularkey

PFW/PFWA Assistant Coach of the Year

RB Jerome Bettis

Walter Payton NFL Man of the Year, AFC Offensive Player of the Month (October), Miller Lite Steelers Man of the Year, Selected to the Pro Bowl

OG Alan Faneca

Associated Press All-Pro First Team, Selected to the Pro Bowl

QB Kordell Stewart

Steelers MVP; PFW/PFWA Most Improved Player of the Year, AFC Offensive Player of the Week (Week 14), Miller Lite NFL Player of the Week (Week 14), AFC Offensive Player of the Month (December), Selected to the Pro Bowl

LB Joey Porter

AFC Defensive Player of the Week (Week 6)

LB Kendrick BellNFL Defensive Rookie of the Year, NFL Defensive Rookie of the Month (October), NFL Defensive Rookie of the Month (November), Associated Press All-Pro Second Team, *Sporting News* Defensive Rookie of the Year, PFW/PFWA Defensive Rookie of the Year, *Football Digest* Defensive Rookie of the Year, *Sports Illustrated* Rookie of the Year, PFW/PFWA All-Rookie Team, Joe Greene Great Performance Award, Selected to the Pro Bowl**LB Jason Gildon**

Associated Press All-Pro First Team, AFC Defensive Player of the Week (Week 9), Selected to the Pro Bowl

WR Troy Edwards

AFC Special Teams Player of the Week (Week 11)

SS Lee Flowers

Pro Football Writers' "The Chief Award"

C Jeff Hartings

Associated Press All-Pro Second Team

WR Hines Ward

Selected to the Pro Bowl

2002

OG Alan FanecaAssociated Press All-Pro First Team, *Pro Football Weekly* All-AFC, *Pro Football Weekly* All-NFL, *USA Today Sports Weekly* All-Pro, Selected to the Pro Bowl**LB Jason Gildon**

AFC Defensive Player of the Month (December), Selected to the Pro Bowl

QB Tommy MaddoxAssociated Press Comeback Player of the Year, PFW/PFWA Comeback Player of the Year, *Football Digest* Most Improved Player**LB Joey Porter**Associated Press All-Pro First Team, Steelers co-MVP; AFC Defensive Player of the Week (Week 2), *Pro Football Weekly* All-AFC, *Pro Football Weekly* All-NFL, Selected to the Pro Bowl**WR Antwaan Randle El***Pro Football Weekly* All-Rookie Team (Punt Returner), AFC Special Teams Player of the Week (Week 8), AFC Special Teams Player of the Week (Wild Card Week)**PK Jeff Reed**

AFC Special Teams Player of the Week (Week 13), AFC Special Teams Player of the Month (December)

OG Kendall SimmonsJoe Greene Great Performance Award, *Pro Football Weekly* All-Rookie Team**WR Hines Ward**Associated Press All-Pro Second Team, Steelers co-MVP; Pro Football Writers' "The Chief Award", *Pro Football Weekly* All-AFC, Selected to the Pro Bowl**CB Dewayne Washington**

Steelers Walter Payton Man of the Year

2003

OG Alan Faneca

Associated Press All-Pro Second Team, Selected to the Pro Bowl

LB Jason Gildon

AFC Defensive Player of the Week (Week 10)

S Mike Logan

Pro Football Writers' "The Chief Award"

QB Tommy Maddox

AFC Offensive Player of the Week (Week 1)

S Troy Polamalu

Joe Greene Great Performance Award

WR Antwaan Randle El

AFC Special Teams Player of the Week (Week 8)

WR Hines Ward

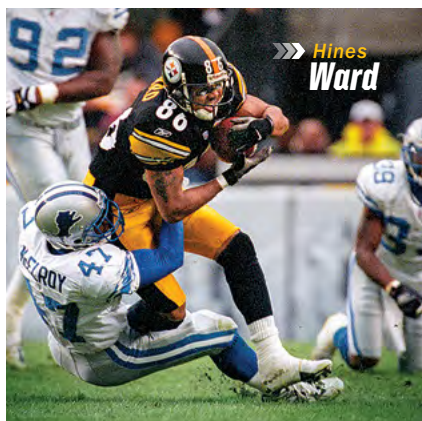
Associated Press All-Pro Second Team, Steelers MVP; Selected to the Pro Bowl

CB Dewayne Washington

Steelers Walter Payton Man of the Year

NT Casey Hampton

Selected to the Pro Bowl



Steelers Honors & Awards (2000-Present)

2004

HEAD COACH Bill Cowher

The Sporting News Coach of the Year, Football Digest Coach of the Year

DEFENSIVE COORDINATOR Dick LeBeau

Pro Football Weekly Assistant Coach of the Year

RB Jerome Bettis

FedEx Ground Player of the Week (Week 9), AFC Offensive Player of the Week (Week 9), Levitra Play of the Week (10-yard TD pass to Jerame Tuman against the New York Jets in Week 14), Pro Football Writers' "The Chief Award", Selected to the Pro Bowl

WR Plaxico Burress

Levitra Play of the Week (Four-yard touchdown reception against New England in Week 8)

OG Alan Faneca

Associated Press All-Pro First Team, Pro Football Weekly All-AFC, Pro Football Weekly All-NFL, Selected to the Pro Bowl

LB James Farrior

Associated Press All-Pro First Team, Pro Football Weekly All-NFL, Pro Football Weekly All-AFC, AFC Defensive Player of the Week (Week 6), Steelers MVP, Selected to the Pro Bowl

P Chris Gardocki

AFC Special Teams Player of the Week (Week 11), AFC Special Teams Player of the Week (Week 14)

LB James Harrison

Levitra Play of the Week (18-yard fumble return for a touchdown against Buffalo in Week 17)

C Jeff Hartings

Associated Press All-Pro First Team, Pro Football Weekly All-NFL, Selected to the Pro Bowl

S Troy Polamalu

Associated Press All-Pro Second Team, Pro Football Weekly All-AFC, Levitra Play of the Week (26-yard INT return for a TD against Cincinnati in Week 4), AFC Defensive Player of the Week (Week 10), Selected to the Pro Bowl

LB Joey Porter

Associated Press All-Pro Second Team, Pro Football Weekly All-AFC, AFC Defensive Player of the Week (Week 8), Selected to the Pro Bowl

K Jeff Reed

AFC Special Teams Player of the Week (Week 17), AFC Special Teams Player of the Month (Dec./Jan.)

QB Ben Roethlisberger

Associated Press Offensive Rookie of the Year, Sports Illustrated Rookie of the Year, The Sporting News Rookie of the Year, PF/W/PFWA Offensive Rookie of the Year, Football Digest Offensive Rookie of the Year, PF/W/PFWA All-Rookie Team, Pepsi Rookie of the Year, Pepsi NFL Rookie of the Week (Weeks 3-6, 8, 9, 11, 13 & 16), AFC Offensive Player of the Week (Week 6), NFL Rookie of the Month (October), Joe Greene Great Performance Award

RB Duce Staley

Steelers Walter Payton Man of the Year

DE Kimon von Oelhoffen

Levitra Play of the Week (21-yard fumble recovery vs. Dallas in Week 6)

WR Hines Ward

Associated Press All-Pro Second Team, AFC Player of the Month (September), Selected to the Pro Bowl

DE Aaron Smith

Selected to the Pro Bowl

DT Marvel Smith

Selected to the Pro Bowl



Bill Cowher

2005

HEAD COACH Bill Cowher

Sunday ESPN NFL Primetime Game Ball (Week 7)

RB Jerome Bettis

FedEx Ground Player of the Week (Week 14), AFC Offensive Player of the Week (Week 14), Sunday ESPN NFL Primetime Game Ball (Week 14)

OG Alan Faneca

Associated Press All-Pro First Team, Pro Football Weekly All-NFL Team, Pro Football Writers' "The Chief Award", Selected to the Pro Bowl

NT Casey Hampton

Co-Steelers MVP, Selected to the Pro Bowl

S Chris Hope

USA Today All-Joe Team

FB Dan Kreider

USA Today All-Joe Team

TE Heath Miller

AFC Offensive Rookie of the Month (October), AFC Offensive Rookie of the Week (Week 8), Diet Pepsi NFL Rookie of the Week (Week 8), PF/W/PFWA All-Rookie Team, Joe Greene Great Performance Award

RB Willie Parker

AFC Offensive Player of the Week (Week 1), FedEx Ground Player of the Week (Week 1)

S Troy Polamalu

Associated Press All-Pro Second Team, Pro Football Weekly All-NFL Team, Selected to the Pro Bowl

LB Joey Porter

Associated Press All-Pro Second Team, AFC Defensive Player of the Week (Week 16), Selected to the Pro Bowl

WR/PR Antwaan Randle El

Pro Football Weekly All-NFL Team (Punt Returner), USA Today All-Joe Team, Steelers Walter Payton Man of the Year

QB Ben Roethlisberger

Sunday ESPN NFL Primetime Game Ball (Wild Card Week), Sunday ESPN NFL Primetime Game Ball (Divisional Playoffs), Sunday ESPN NFL Primetime Game Ball (AFC Championship Week)

WR Hines Ward

Super Bowl XL MVP, Co-Steelers MVP, AFC Offensive Player of the Week (Week 10)

C Jeff Hartings

Selected to the Pro Bowl

Steelers Honors & Awards (2000-Present)

2006

QB Charlie Batch

Steelers Walter Payton Man of the Year

DG Alan FanecaAssociated Press All-Pro First Team, *Pro Football Weekly* All-NFL team, *Pro Football Weekly* All-AFC team, *USA Today Sports Weekly* All-Pro, Selected to the Pro Bowl**WR Antonio Holmes**

Joe Greene Great Performance Award, Diet Pepsi NFL Rookie of the Week (Week 6), Diet Pepsi NFL Rookie of the Week (Week 11)

DE Brett Keisel

Co-recipient of the Pro Football Writers' "The Chief Award"

RB Willie Parker

Steelers MVP, AFC Offensive Player of the Week (Week 10), Selected to the Pro Bowl

S Troy Polamalu

AFC Defensive Player of the Week (Week 6), Selected to the Pro Bowl

CB Deshaea Townsend

Co-recipient of the Pro Football Writers' "The Chief Award"

NT Casey Hampton

Selected to the Pro Bowl

2007

HEAD COACH Mike Tomlin

Motorola Coach of the Week (Week 1), Motorola Coach of the Week (Week 3)

DG Alan Faneca

Associated Press All-Pro First Team, Pro Football Writers' "The Chief Award", PF/W/PFWA All-AFC, Selected to the Pro Bowl

LB James Harrison

Steelers MVP, GMC Defensive Player of the Week (Week 9), AFC Defensive Player of the Month (November), Associated Press All-Pro Second Team, PF/W/PFWA All-AFC, Selected to the Pro Bowl

RB Willie Parker

FedEx Ground Player of the Week (Week 8), PF/W/PFWA All-AFC, Selected to the Pro Bowl

S Troy Polamalu

Associated Press All-Pro Second Team, Selected to the Pro Bowl

QB Ben Roethlisberger

FedEx Air Player of the Week (Week 9), FedEx Air Player of the Week (Week 16), AFC Offensive Player of the Week (Week 10), AFC Offensive Player of the Week (Week 16), Selected to the Pro Bowl

P Daniel Sepulveda

Joe Greene Great Performance Award, PF/W/PFWA All-Rookie Team

CB Ike Taylor

AFC Defensive Player of the Week (Week 5), GMC Defensive Player of the Week (Week 5)

WR Hines Ward

Steelers Walter Payton Man of the Year

NT Casey Hampton

Selected to the Pro Bowl

2008

HEAD COACH Mike Tomlin

Motorola Coach of the Week (Week 5), Motorola Coach of the Week (Week 9), Motorola Coach of the Week (Week 13), Motorola Coach of the Year

DEFENSIVE COORDINATOR Dick LeBeauPro Football Weekly Assistant Coach of the Year, *USA Today* All-Joe Team Defensive Coordinator**ASSISTANT COACH Keith Butler**

Pro Football Weekly Linebackers Coach of the Year

LB Patrick Bailey

Joe Greene Great Performance Award

S Tyrone Carter

AFC Defensive Player of the Week (Week 17), GMC Sierra Defensive Player of the Week (Week 17)

S Ryan ClarkEd Block Courage Award, Pro Football Writers' "The Chief Award", *USA Today* All-Joe Team**LB James Farrior**

Associated Press All-Pro Second Team, Selected to the Pro Bowl

LB Larry Foote

USA Today All-Joe Team

LB James HarrisonSteelers MVP Associated Press Defensive Player of the Year, Associated Press All-Pro First Team, PF/W/PFWA Defensive Player of the Year, PF/W/PFWA All-NFL, PF/W/PFWA All-AFC, *The Sporting News* All-Pro, *Sports Illustrated* All-Pro, NFL Alumni Linebacker of the Year, GMC Sierra Defensive Player of the Year, AFC Defensive Player of the Week (Week 11), GMC Sierra Defensive Player of the Week (Week 11), GMC Sierra Defensive Player of the Week (Week 13), Selected to the Pro Bowl**C Justin Hartwig**

USA Today All-Joe Team

WR Santonio Holmes

Super Bowl XLIII MVP

TE Heath Miller

USA Today All-Joe Team

RB Willie Parker

AFC Offensive Player of the Week (Week 1)

S Troy PolamaluAssociated Press All-Pro First Team, AFC Defensive Player of the Week (Week 2), GMC Sierra Defensive Player of the Week (Week 2), *Pro Football Weekly* Midseason All-Pro Team, PF/W/PFWA All-NFL, PF/W/PFWA All-AFC, *The Sporting News* All-Pro, *Sports Illustrated* All-Pro, Selected to the Pro Bowl**K Jeff Reed**

AFC Special Teams Player of the Week (Week 4)

QB Ben Roethlisberger

AFC Offensive Player of the Week (Week 5), FedEx Air Player of the Week (Week 5)

DE Aaron SmithAFC Defensive Player of the Week (Week 15), *USA Today* All-Joe Team**CB Deshaea Townsend**

GMC Sierra Defensive Player of the Week (Week 14)

WR Hines Ward

Steelers Walter Payton Man of the Year

LB LaMarr Woodley

GMC Sierra Defensive Player of the Week (Week 1), GMC Sierra Defensive Player of the Week (Week 7)

Steelers Honors & Awards (2000-Present)

2009

S Tyrone Carter

AFC Defensive Player of the Week (Week 9)

LB James Farrior

Pro Football Writers' "The Chief Award"

LB James HarrisonAFC Defensive Player of the Week (Week 5), AFC Defensive Player of the Month (October), *Pro Football Weekly's* Mid-Season All-Pro Team, Selected to the Pro Bowl**RB Rashard Mendenhall**

AFC Offensive Player of the Week (Week 4)

K Jeff Reed

AFC Special Teams Player of the Week (Week 1)

QB Ben Roethlisberger

Steelers MVP, AFC Offensive Player of the Week (Week 15)

WR Mike Wallace

Joe Greene Great Performance Award, Pepsi NFL Rookie of the Week (Week 9), Pepsi NFL Rookie of the Week (Week 15)

DT Max Starks

Steelers Walter Payton Man of the Year

WR Hines Ward

Ed Block Courage Award

LB LaMarr Woodley

AFC Defensive Player of the Week (Week 16), Selected to the Pro Bowl

NT Casey Hampton

Selected to the Pro Bowl

TE Heath Miller

Selected to the Pro Bowl

2010

S Troy PolamaluSteelers MVP, *Pro Football Weekly's* Midseason All-Pro Team, AFC Defensive Player of the Week (Week 13), AFC Defensive Player of the Week (Week 14), Steelers MVP and Walter Payton Man of the Year, *Sporting News' All-Pro Defense*, NFL 101 AFC Defensive Player of the Year, Associated Press All-Pro First Team, AP NFL Defensive Player of the Year, *Sports Illustrated All-Pro*, Selected to the Pro Bowl**LB James Harrison**AFC Defensive Player of the Week (Week 2), *Pro Football Weekly's* Midseason All-Pro Team, *Sporting News' All-Pro Defense*, Associated Press All-Pro First Team, PFW/PFWA All-NFL Team, Selected to the Pro Bowl**C Maurkice Pouncey***Pro Football Weekly's* Midseason All-Pro Team, Joe Greene Great Performance Award, *Sporting News' All-Rookie Team*, PFW/PFWA All-Rookie , Selected to the Pro Bowl**QB Ben Roethlisberger**

Pro Football Writers' "The Chief Award", AFC Offensive Player of the Week (Week 17)

LB Lawrence TimmonsAFC Defensive Player of the Week (Week 6), *Pro Football Weekly's* Midseason All-Pro Team, *Sports Illustrated All-Pro***WR Emmanuel Sanders**

AFC Special Teams Player of the Week (Week 7)

DE Brett Keisel

Selected to the Pro Bowl

2011

WR Antonio Brown

AFC Special Teams Player of the Week (Week 12), Steelers MVP Selected to the Pro Bowl

LB James Farrior

Pro Football Writers' "The Chief Award"

DT Marcus Gilbert

Joe Greene Great Performance Award

DE Brett Keisel

Steelers Walter Payton Man of the Year

RB Rashard Mendenhall

AFC Offensive Player of the Week (Week 6)

TE Heath Miller

USA Football's All-Fundamentals Team

S Troy Polamalu*Pro Football Weekly's* Midseason All-Pro Team, AFC Defensive Player of the Week (Week 17), Associated Press All-Pro First Team, *Pro Football Weekly/Professional Football Writers of America's All-NFL Team*, Selected to the Pro Bowl**C Maurkice Pouncey**Associated Press All-Pro First Team, *Pro Football Weekly/Professional Football Writers of America's All-NFL Team*, Selected to the Pro Bowl**QB Ben Roethlisberger**

AFC Offensive Player of the Week (Week 5), AFC Offensive Player of the Week (Week 8), FedEx Air & Ground Player of the Week (Week 8), Selected to the Pro Bowl

LB LaMarr WoodleyAFC Defensive Player of the Month (October), *Pro Football Weekly's* Midseason All-Pro Team**S Ryan Clark**

Selected to the Pro Bowl

LB James Harrison

Selected to the Pro Bowl

WR Mike Wallace

Selected to the Pro Bowl



Steelers Honors & Awards (2000-Present)

2012

G Willie Colon

Ed Block Courage Award

K Shaun Suisham

AFC Special Teams Player of the Week (Week 5), AFC Special Teams Player of the Week (Week 13)

S Ryan Clark

Steelers Walter Payton Man of the Year

TE Heath Miller

Steelers MVP Selected to the Pro Bowl

CB Ike Taylor

AFC Defensive Player of the Week (Week 9 at Giants)

C Maurkice Pouncey2012 USA Football's All-Fundamentals Team, Associated Press All-Pro Second Team, *Sporting News* All-Pro, Selected to the Pro Bowl**NT Casey Hampton**

Pro Football Writers' "The Chief Award"

DT Mike Adams

Joe Greene Great Performance Award

LS Greg Warren

2012 USA Football's All-Fundamentals Team

LB Lawrence Timmons*Sports Illustrated* All-Pro**QB Charlie Batch**

Byron "Whizzer" White Award (NFLPA)

2013

QB Ben Roethlisberger

AFC Offensive Player of the Week (Week 11), FedEx Air Player of the Week (Week 11), AFC Offensive Player of the Month (November), Steelers Walter Payton Man of the Year

K Shaun Suisham

AFC Special Teams Player of the Week (Week 7)

TE Heath Miller

Ed Block Courage Award

S Troy Polamalu

AFC Defensive Player of the Week (Week 12), Selected to the Pro Bowl

RB Le'Veon Bell

Joe Greene Great Performance Award, Pepsi Next NFL Rookie of the Week (Week 16)

CB Ike Taylor

Pro Football Writers' "The Chief Award"

WR Antonio Brown

Steelers MVP 2014, Associated Press All-Pro Second Team, PFWA All-AFC Team, Selected to the Pro Bowl

WR Jericho Cotchery

USA Today All-Joe Team

2014

QB Ben Roethlisberger

AFC Offensive Player of the Week (Week 8), AFC Offensive Player of the Week (Week 9), FedEx Air Player of the Week (Week 9), Selected to the Pro Bowl, Selected to the Pro Bowl

RB Le'Veon Bell

FedEx Ground Player of the Week (Week 3), FedEx Ground Player of the Week (Week 11), AFC Offensive Player of the Week (Week 14), Steelers MVP Associated Press All-Pro First Team, PFWA All-NFL Team, PFWA All-AFC Team, PFWA Most Improved Player of the Year, NFL 101 AFC Co-Offensive Player of the Year, FedEx Ground Player of the Year, NFL.com Fantasy Player of the Year, ESPN.com AFC North Most Valuable Player, Selected to the Pro Bowl

WR Antonio Brown

Special Teams Player of the Week (Week 17), Offensive Player of the Month (December), Associated Press All-Pro First Team, PFWA All-NFL Team, PFWA All-AFC Team, NFL 101 AFC Co-Offensive Player of the Year, ESPN.com AFC North Offensive Player of the Year, Dapper Dan Sportsman of the Year, Selected to the Pro Bowl

C Maurkice Pouncey

Associated Press All-Pro First Team, Selected to the Pro Bowl

DT Cameron Heyward

Pro Football Writers' "The Chief Award"

WR Martavis Bryant

Joe Greene Great Performance Award

CB William Gay

Steelers Walter Payton Man of the Year

LB Sean Spence

Ed Block Courage Award

LB Lawrence Timmons

Associated Press All-Pro Second Team, Selected to the Pro Bowl



Steelers Honors & Awards (2000-Present)

2015

QB Ben Roethlisberger

AFC Offensive Player of the Week (Week 2), AFC Offensive Player of the Week (Week 10), FedEx Air Player of the Week (Week 10), FedEx Air Player of the Week (Week 13), FedEx Air Player of the Week (Week 15), Selected to the Pro Bowl

WR Antonio Brown

Castrol Edge Clutch Performer of the Week (Week 9), AFC Special Teams Player of the Week (Week 13), AFC Offensive Player of the Week (Week 15), Castrol Edge Clutch Performer of the Week (Week 15), AFC Offensive Player of the Month (December/January), Associated Press All-Pro First Team, *Sporting News* All-Pro, All-NFL Team and All-AFC Team, NFL.com Fantasy Player of the Year, Courtyard's Greatness on the Road Award, Selected to the Pro Bowl

G David DeCastro

Associated Press All-Pro First Team, All-AFC Team, Selected to the Pro Bowl

RB DeAngelo Williams

FedEx Ground Player of the Week (Week 9), FedEx Ground Player of the Week (Week 13)

DT**Cameron Heyward**

Steelers Walter Payton Man of the Year

G Ramon Foster

Pro Football Writers' "The Chief Award"

CB William Gay

Ed Block Courage Award

K Chris Boswell

AFC Special Teams Player of the Week (Week 6), AFC Special Teams Player of the Month (December/January)

LB Bud Dupree

Joe Greene Great Performance Award, Gil Brandt's NFL All-Rookie Team

2016

RB Le'Veon Bell

Associated Press All-Pro Second-Team, PFWA All-AFC Team, Steelers' MVP, AFC Offensive Player of the Month (December/January), AFC Offensive Player of the Week (Week 14), FedEx Ground Player of the Week (Week 14), Courtyard's Greatness on the Road™ Award, Selected to the Pro Bowl

WR Antonio Brown

Associated Press All-Pro First-Team, PFWA All-NFL Team, PFWA All-AFC Team, *Sporting News* All-Pro, Castrol Edge Clutch Performer of the Week (Week 16), Selected to the Pro Bowl

G David DeCastro

Associated Press All-Pro Second-Team, Selected to the Pro Bowl

RB DeAngelo Williams

AFC Offensive Player of the Week (Week 1), FedEx Ground Player of the Week (Week 1)

QB Ben Roethlisberger

AFC Offensive Player of the Week (Week 4), FedEx Air Player of the Week (Week 5), Selected to the Pro Bowl

DE Stephon Tuitt

AFC Defensive Player of the Week (Week 11)

LB Ryan Shazier

Selected as a Pro Bowl Alternate

C Maurkice Pouncey

Ed Block Courage Award, Selected to the Pro Bowl

LB Arthur Moats

Pro Football Writers' "The Chief Award"

S Sean Davis

Joe Greene Great Performance Award, Gil Brandt's NFL All-Rookie Team

2017

QB Ben Roethlisberger

AFC Offensive Player of the Week (Week 14), FedEx Air Player of the Week (Week 14), Selected to the Pro Bowl

RB Le'Veon Bell

FedEx Ground Player of the Week (Week 4), AFC Offensive Player of the Week (Week 6), AFC Offensive Player of the Month (December), Associated Press All-Pro First-Team (Flex), Associated Press All-Pro Second-Team (RB), PFWA All-NFL and All-AFC Team, Selected to the Pro Bowl

WR Antonio Brown

AFC Offensive Player of the Week (Week 11), Castrol Edge Clutch Performer of the Week (Week 12), Steelers MVP, Associated Press All-Pro First-Team, PFWA All-NFL and All-AFC Team, Selected to the Pro Bowl

G David DeCastro

Pro Football Writers' "The Chief Award", Associated Press All-Pro First-Team, PFWA All-NFL and All-AFC Team, Selected to the Pro Bowl

C Maurkice Pouncey

PFWA All-AFC Team, Selected to the Pro Bowl

T Alejandro Villanueva

PFWA All-AFC Team, Selected to the Pro Bowl

FB Roosevelt Nix

Selected as a Pro Bowl Alternate

WR Juju Smith-Schuster

Joe Green Great Performance Award, AFC Offensive Player of the Week (Week 8), AFC Special Teams Player of the Week (Week 17), PFWA All-Rookie Team

DT Cameron Heyward

AFC Defensive Player of the Week (Week 4), AFC Defensive Player of the Week (Week 12), Associated Press All-Pro First-Team, Selected as a Pro Bowl Alternate

LB Ryan Shazier

PFWA All-AFC Team, Selected to the Pro Bowl

CB Artie Burns

Ed Block Courage Award

CB Mike Hilton

AFC Defensive Player of the Week (Week 16)

LB T.J. Watt

PFWA All-Rookie Team

K Chris Boswell

AFC Special Teams Player of the Week (Week 13), Selected to the Pro Bowl



Steelers Honors & Awards (1969-Present)

»» David
DeCastro



"The Chief Award" Winners

1988	Dan Rooney	2003	Mike Logan
1989	Dwayne Woodruff	2004	Jerome Bettis
1990	Merril Hoge	2005	Alan Faneca
1991	Gerald Williams	2006	Brett Keisel
1992	Tunch Ilkin		Deshaea Townsend
1993	D.J. Johnson	2007	Alan Faneca
1994	Rod Woodson	2008	Ryan Clark
1995	Levon Kirkland	2009	James Farrior
1996	Chad Brown	2010	Ben Roethlisberger
1997	Darren Perry	2011	James Farrior
1998	Jerome Bettis	2012	Casey Hampton
1999	Lee Flowers	2013	Ike Taylor
2000	Jerome Bettis	2014	Cam Heyward
	Deshaea Townsend	2015	Ramon Foster
2001	Lee Flowers	2016	Arthur Moats
2002	Hines Ward	2017	David DeCastro

"Joe Greene Great Performance Award" Winners

1984	WR	Louis Lipps	2001	LB	Kendrell Bell
1985	P	Harry Newsome	2002	OG	Kendall Simmons
1986	LB	Anthony Henton	2003	S	Troy Polamalu
1987	CB	Delton Hall	2004	QB Ben Roethlisberger	
1988	RB	Warren Williams	2005	TE	Heath Miller
1989	SS	Carnell Lake	2006	WR	Santonio Holmes
1990	TE	Eric Green	2007	P	Daniel Sepulveda
1991	TE	Adrian Cooper	2008	LB	Patrick Bailey
1992	FS	Darren Perry	2009	WR	Mike Wallace
1993	LB	Chad Brown	2010	C Maurkice Pouncey	
1994	RB	Bam Morris	2011	OT Marcus Gilbert	
1995	QB	Kordell Stewart	2012	OT	Mike Adams
1996	FB	Jon Witman	2013	RB Le'Veon Bell	
1998	OG	Alan Faneca	2014	WR	Martavis Bryant
1999	WR	Troy Edwards	2015	LB Bud Dupre	
2000	FB	Dan Kreider	2016	S Sean Davis	
			2017	WR Juju Smith-Schuster	

Steelers MVPs

1969	WR	Roy Jefferson
1970	DT	Joe Greene
1971	LB	Andy Russell
1972	RB	Franco Harris
1973	WR	Ron Shanklin
1974	S	Glen Edwards
1975	CB	Mel Blount
1976	LB	Jack Lambert
1977	QB	Terry Bradshaw
1978	QB	Terry Bradshaw
1979	WR	John Stallworth
1980	SS	Donnie Shell
1981	LB	Jack Lambert
1982	CB	Dwayne Woodruff
1983	PK	Gary Anderson
1984	WR	John Stallworth
1985	WR	Louis Lipps
1986	LB	Bryan Hinkle
1987	LB	Mike Merriweather
1988	LB	David Little
	CB	Rod Woodson
1989	WR	Louis Lipps
1990	CB	Rod Woodson
1991	LB	Greg Lloyd
1992	RB	Barry Foster
1993	CB	Rod Woodson
1994	LB	Greg Lloyd
1995	QB	Neil O'Donnell
1996	RB	Jerome Bettis
1997	RB	Jerome Bettis
1998	LB	Levon Kirkland
1999	LB	Levon Kirkland
2000	RB	Jerome Bettis
2001	QB	Kordell Stewart
2002	LB	Joey Porter
	WR	Hines Ward
2003	WR	Hines Ward
2004	LB	James Farrior
2005	NT	Casey Hampton
	WR	Hines Ward
2006	RB	Willie Parker
2007	LB	James Harrison
2008	LB	James Harrison
2009	QB	Ben Roethlisberger
2010	S	Troy Polamalu
2011	WR	Antonio Brown
2012	TE	Heath Miller
2013	WR	Antonio Brown
2014	RB	Le'Veon Bell
2015	WR	Antonio Brown
2016	RB	Le'Veon Bell
2017	WR	Antonio Brown

Current players in bold.

Steelers All-Time Roster

A

Abercrombie, Walter [RB], Baylor	1982-87
Adamchik, Ed [T], Pitt	1967
Adams, Bob [TE], Pacific	1969-71
Adams, Fiozell [OT], Michigan State	2010
Adams, Mike [OT], Ohio State	2012-15
Adams, Mike [WR], Texas	1997
Adams, Paul [C], Morehead Teachers	1947
Agajanian, Ben [K], New Mexico	1945
Alban, Dick [E], Northwestern	1956-59
Alberghini, Tom [G], Holy Cross	1945
Albrecht, Art [C/OT], Wisconsin	1942
Alderton, John [E], Maryland	1953
Alexander, Brent [S], Tennessee State	2000-03
Allen, Brian [CB], Utah	2017
Allen, Chuck [LB], Washington	1970-71
Allen, Cortez [CB], The Citadel	2011-15
Allen, Dwane [LB], Santa Ana	1965
Allen, Jim [DB], UCLA	1974-77
Allen, Lou [T], Duke	1950-51
Allen, Will [S], Ohio State	2010-15
Alley, Don [WR], Adams State	1969
Allred, John [TE], Southern Cal.	2002
Alston, Lyneal [WR], Southern Mississippi	1987
Aluau, Tyson [DE], Cal	2017
Andabaker, Rudy [G], Pitt	1952, 54
Anderson, Anthony [RB], Temple	1979
Anderson, Art [T], Idaho	1963
Anderson, Chet [E], Minnesota	1967
Anderson, Fred [DE], Prairie View A&M	1978
Anderson, Gary [K], Syracuse	1982-94
Anderson, Jesse [TE], Miss. State	1992
Anderson, Larry [DB], Louisiana Tech	1978-81
Anderson, Melvin [WR], Minnesota	1987
Anderson, Ralph [DB], West Texas State	1971-72
Apke, Steve [LB], Pitt	1987
Archer, Dri [WR/RB], Kent State	2014-15
Arndt, Al [G], South Dakota State	1935
Arndt, Dick [T], Idaho	1967-70
Arnfelt, Brian [DE], Northwestern	2013
Arnold, David [CB], Michigan	1989
Arnold, Jahine [WR], Fresno State	1996-98
Arnold, Jay [QB], Texas	1941
Artman, Corwan [T], Stanford	1933
Asbury, Willie [B], Kent State	1966-68
Askson, Burt [DE], Texas Southern	1971
Atkinson, Frank [T], Stanford	1963
August, Steve [OT], Tulsa	1984
Augusterfer, Gene [B], Catholic U.	1935
Austin, Ocie [DB], Utah State	1970-71
Avery, Steve [FB], Northern Michigan	1994-95
Aydelette, Buddy [OT/C], Alabama	1987
Ayers, Demarcus [WR], Houston	2016

B

Badar, Rich [QB], North Carolina	1967
Bahr, Matt [K], Penn State	1979-80
Bailey, Henry [WR], UNLV	1997-98
Bailey, Patrick [LB], Duke	2008-09
Bailey, Rodney [DE], Ohio State	2001-03, 06
Baker, Conway [T], Centenary	1944
Baker, Dallas [WR], Florida	2008
Baker, Ed [E], Washington State	1953



» Le'Veon Bell

Baker, John [E], N. Carolina College	1963-67
Baker, Tim [WR], Texas Tech	2001
Baldacci, Lou [B], Michigan	1956
Ballman, Gary [B], Michigan State	1962-66
Balog, Bob [C], Denver	1949-50
Banaszak, John [DE/DT], Eastern Michigan	1975-81
Bankston, Warren [RB], Tulane	1969-72
Barbolak, Pete [T], Purdue	1949
Barnes, Johnnie [WR], Hampton	1995
Barnes, Reggie [LB], Oklahoma	1993
Barnett, Tom [B], Purdue	1959-60
Barry, Fred [DB], Boston College	1970
Bartaanen, Jim [C], Michigan	1938
Bartlett, Earl [B], Centre	1939
Basilio, Marchi [C], NYU	1934
Basrak, Mike [C], Duquesne	1937-38
Bassi, Dick [G], Santa Clara	1941
Batch, Byron [RB], Texas Tech	2011-12
Batch, Charlie [QB], Eastern Michigan	2002-12
Battaglia, Marco [TE], Rutgers	2002
Battle, Arnaz [WR], Notre Dame	2010-11
Battles, Ainsley [S], Vanderbilt	2000, 04
Beachum, Kelvin [T/G], SMU	2012-15
Beams, Byron [T], Notre Dame	1959-60
Beasley, Tom [DE/DT], Virginia Tech	1978-83
Beatty, Charles [DB], North Texas State	1969-72
Beatty, Ed [C], Mississippi	1957-61
Becker, Wayland [E], Marquette	1939
Behning, Mark [OT], Nebraska	1986
Bell, Kendrick [LB], Georgia	2001-04
Bell, Le'Veon [RB], Michigan State	2013-17
Bell, Myron [S], Michigan State	1994-97, 2000-01
Bell, Richard [WR], Nebraska	1990
Bell, Theo [WR], Arizona	1976, 78-80
Bentley, Albert [RB], Miami (Fla.)	1992
Berger, Mitch [P], Colorado	2008
Bernet, Ed [E], SMU	1955
Berry, Jordan [P], Eastern Kentucky	2015-17
Best, Greg [S], Kansas State	1983
Bettis, Jerome [RB], Notre Dame	1996-05
Bettis, Tom [LB], Purdue	1962
Billock, Frank [G], St. Mary's of Minnesota	1937
Bingham, Craig [LB], Syracuse	1982-84, 87
Binotto, John [B], Duquesne	1942
Bishop, Don [B], Los Angeles College	1958-59
Bishop, Harold [TE], Louisiana State	1998
Bivins, Charles [B], Morris Brown	1967
Blackledge, Todd [QB], Penn State	1988-89
Blackwell, Will [WR], San Diego State	1997-01
Blake, Antwon [CB], UTEP	2013-15
Blankenship, Brian [G], Nebraska	1987-91
Blankenship, Greg [LB], Cal. St. (Hay.)	1976
Bleier, Rocky [RB], Notre Dame	1968, 1970-80
Blount, LeGarrette [RB], Oregon	2014
Blount, Mel [CB], Southern	1970-83
Bohannon, Fred [S/CB], Miss. Valley State	1982
Boiman, Rocky [LB], Notre Dame	2009
Boikowec, Nick [T], Pitt	1953-54
Bond, Randall [QB], Washington	1939
Bonelli, Ernie [B], Pitt	1946
Bono, Steve [QB], UCLA	1987-88
Booth, Clarence [B], SMU	1944
Boswell, Chris [K], Rice	2015-17
Botkin, Kirk [TE], Arkansas	1996-97
Boures, Emil [C/G], Pitt	1982-86
Bova, Tony [E], St. Francis 1942, 43, 44, 45, 47	45-47
Bowers, R.J. [RB], Grove City	2001
Bowman, Bill [B], William & Mary	1957
Boyd, Sam [E], Baylor	1939-40
Boykin, Brandon [CB], Georgia	2015
Boyle, Jim [OT], Tulane	1987-88
Boyle, Shorty [E]	1934
Bradley, Ed [LB], Wake Forest	1972-75
Bradshaw, Charles [T], Baylor	1961-66
Bradshaw, Jim [B], Chattanooga	1963-67
Bradshaw, Terry [QB], La. Tech	1970-83
Brady, Jeff [LB], Kentucky	1991
Brady, Pat [B], Nevada	1952-54
Brandau, Art [C], Tennessee	1945-46
Brandt, Jim [B], St. Thomas	1952-54

• Steelers combined with Philadelphia Eagles ○ Steelers combined with Chicago Cardinals.

Steelers All-Time Roster



Bray, Maurice [T], SMU	1935-36	Buckner, Brentson [DE], Clemson	1994-96
Breedlove, Rod [LB], Maryland	1965-68	Buda, Carl [G], Tulsa	1945
Breedon, Bill [QB], Oklahoma	1937	Bukich, Rudy [QB], Southern Cal.	1960-61
Breen, Gene [LB], Virginia Tech	1965-66	Bulger, Chester [T], Auburn	1944-0
Brett, Ed [E], Washington State	1936-37	Bullock, Randy [K], Texas A&M	2016
Brewster, Pete [E], Purdue	1959-60	Bullocks, Amos [B], Southern Illinois	1966
Brister, Bubby [QB], Northeast La.	1986-92	Burleson, John [G], SMU	1933
Britt, Jessie [WR], North Carolina A&T	1986	Burnett, Joe [CB], Florida	2009
Britt, Ralph [TE], North Carolina State	1987	Burnett, Len [DB], Oregon	1961
Brooks, Barrett [T], Kansas State	2003-05	Burnette, Tom [B], North Carolina	1938
Brooks, Dorian [G], James Madison	2010	Burns, Artie [CB], Miami (FL)	2016-17
Broussard, Fred [C], Texas A & M	1955	Burrell, John [E], Rice	1962-64
Brovelli, Angelo [QB], St. Mary's (Cal.)	1933-34	Bures, Plaxico [WR], Michigan State 2000-04, 2012-13	
Brown, Antonio [WR], Central Michigan	2010-17	Butler, Bill [DB/KR], Chattanooga	1961
Brown, Anthony [T], Utah	1999	Butler, Crezdon [CB], Clemson	2010
Brown, Chad [LB], Colorado	1993-96, 06	Butler, Drew [P], Georgia	2012
Brown, Chris [CB/S], Notre Dame	1984-85	Butler, Jack [B], St. Bonaventure	1951-59
Brown, Curtis [CB], Texas	2011-13	Butler, Jim [B], Edward Waters	1965-67
Brown, Dante [RB], Memphis	2003-04	Butler, John [B], Tennessee	1943-44
Brown, Dave [DB], Michigan	1975	Bykowski, Frank [G], Purdue	1940
Brown, Dee [RB], Syracuse	2003		
Brown, Ed [QB], San Francisco	1962-65		
Brown, Ernie [DL], Syracuse	1999	Cabrelli, Larry [E], Colgate	1943-0
Brown, J. B. [DB], Maryland	1997	Calcagni, Ralph [T], Pennsylvania	1947
Brown, John [T], Syracuse	1967-72	Caliguire, Dean [G/C], Pitt	1991-92
Brown, Justin [WR], Oklahoma	2014	Call, John [B], Colgate	1959
Brown, Kris [K], Nebraska	1999-01	Calland, Lee [DB], Louisville	1969-72
Brown, Lance [CB], Indiana	1998-99	Calloway, Chris [WR], Michigan	1990-91
Brown, Larry (TE/OT), Kansas	1971-84	Calvin, Tom [B], Alabama	1952-54
Brown, Levi [OT], Penn State	2013	Cameron, Paul [B], UCLA	1954
Brown, Tom [E], William & Mary	1942	Campbell, Bob [RB], Penn State	1969
Brown, Tom [E], William & Mary	1942	Campbell, Don [T], Carnegie Tech	1939-41
Brown, William [QB], Texas Tech	1945	Campbell, Glenn [E], Emporia State	1935
Browning, Greg [E], Denver	1947	Campbell, John [LB], Minnesota	1965-69
Bruder, Henry [QB], Northwestern	1940	Campbell, Leon [B], Kansas	1955
Bruener, Mark [TE], Washington	1995-03	Campbell, Ray [LB], Marquette	1958-60
Brumbaugh, Boyd [B], Duquesne	1939-41	Campbell, Russ [TE], Kansas State	1992
Brumfield, Jim [RB], Ind. St. (Ind.)	1971	Campbell, Scott [QB], Purdue	1984-86
Brundage, Dewey [E], Brigham Young	1954	Canaday, Kameron [LS], Portland State	2017
Bruney, Fred [B], Ohio State	1956-57	Canale, Rocco [G], Boston College	1943-0
Bruno, John [P], Penn State	1987	Capers, Wayne [WR], Kansas	1983-84
Bryant, Corbin (DE), Northwestern	2011	Cappizzi, Jason (OT), Indiana (Pa.)	2007-08
Bryant, Fernando (CB), Alabama	2008	Capp, Dick [E], Boston College	1968
Bryant, Hubie [WR], Minnesota	1970	Cara, Dom [E], North Carolina State	1937-38
Bryant, Martavis [WR], Clemson	2014-17	Cardwell, Joe [T], Duke	1937-38
Bucek, Felix [G], Texas A & M	1946	Carpenter, Preston [E], Arkansas	1960-63

Carr, Gregg [LB], Auburn	1985-88
Carter, Chris [LB], Fresno State	2011-13
Carter, Rodney [RB], Purdue	1987-89
Carter, Tyrone [S], Minnesota	2004-09
Cash, Keith [TE], Texas	1991
Casper, Charles [QB], TCU	1935
Catano, Mark [DE/DT], Valdosta State	1984-85
Cenci, John [C], Pitt	1956
Chamberlain, Garth [G], BYU	1945
Chandnois, Lynn [B], Michigan State	1950-56
Cheatham, Ernest [T], Loyola	1954
Cherry, Edgar [B], Hardin-Simmons	1939
Cherundolo, Chuck [C], Penn State 1941-42, 45-48	
Chickillo, Anthony [LB], Miami	2015-17
Christy, Dick [B], North Carolina State	1958
Cibulas, Joe [T], Duquesne	1945
Ciccone, Ben [C], Duquesne	1934-35
Cichowski, Gene [B], Indiana	1957
Cifelli, Gus [T], Notre Dame	1954
Cifers, Bob [QB], Tennessee	1947-48
Clack, Jim [C/G], Wake Forest	1971-77
Clancy, Kendrick [NT], Mississippi	2000-04
Clark, Jim [B], Pitt	1933-34
Clark, Mike [K], Texas A & M	1964-67
Clark, Reggie [LB], North Carolina	1994
Clark, Ryan [S], LSU	2006-13
Clark, Spark [RB], Akron	1987
Clay, John [RB], Wisconsin	2011
Clayton, Harvey [CB], Florida State	1983-86
Clear, Cameron [TE], Texas A&M	2015
Clement, Henry [TE], North Carolina	1961
Clement, John [B], SMU	1946-48
Cline, Jackie [DE], Alabama	1987
Cline, Tony [TE], Stanford	1999
Clinkscales, Joey [WR], Tennessee	1987-88
Coates, Sammie [WR], Auburn	2015-16
Cobb, Marvin [DB], Southern Cal.	1970
Cobb, Patrick [RB], North Texas	2006
Cockrell, Ross [CB], Duke	2015-16
Codie, Nakia [S], Baylor	2000
Colclough, Ricardo [CB], Tusculum	2004-06
Cole, Robin [LB], New Mexico	1977-87
Cole, Terry [B], Indiana	1970
Coleman, Andre [WR], Kansas St.	1997-98
Collier, Mike [RB], Morgan State	1975
Collier, Reggie [QB], So. Mississippi	1987
Collins, Jack [RB], Texas	1962
Colon, Willie [OT] Hofstra	2006-12
Colquitt, Craig [P], Tennessee	1978-81, 83-84
Combs, Chris [DE], Duke	2000-01
Compagno, Tony [B], St. Mary's of Calif.	1946-48
Compton, Dick [E], McMurry	1967-68
Conaway, Doug [T], TCU	1952
Condit, Meryln [B], Carnegie Tech	1940, 46
Conley, Steve [LB], Arkansas	1996-98
Conn, Dick [DB], Georgia	1974
Connelly, Mike [C], Utah State	1968
Conner, James [RB], Pitt	2017
Conrad, Chris [T], Fresno State	1998-99
Conti, Enio [G], Bucknell	1943-0
Cooper, Joe [T], Austin	1941, 45-46
Cooper, Adrian [TE], Oklahoma	1991-93
Cooper, Marquis [LB], Washington	2006-07
Cooper, Sam [T], Geneva	1933

● Steelers combined with Philadelphia Eagles ○ Steelers combined with Chicago Cardinals.

Steelers All-Time Roster

Cordileone, Lou [G], Clemson	1962-63	Davis, Sam [G], Allen	1967-79	Ellstrom, Marv [B], Oklahoma	1935
Corley, Anthony [RB], Nevada-Reno	1984	Davis, Sean [S], Maryland	2016-17	Elter, Leo [B], Duq. and Villa.	1953-54, 58-59
Coronado, Bob [E], Pacific	1961	Davis, Steve [RB], Delaware State	1972-74	Emmons, Carlos [LB], Arkansas State	1996-99
Cotcher, Jerricho [WR], North Carolina State	2011-13	Dawkins, Tommy [DE], Appalachian State	1987	Engbretnsen, Paul [G], Northwestern	1933
Cotton, Russell [B], Texas Mines	1942	Davis, Travis [S], Notre Dame	1999	Engles, Rick [P], Tulsa	1987
Courson, Steve [G], South Carolina	1978-83	Dawson, Dermontti [C], Kentucky	1988-00	Ernsberg, Rich [RB], Colgate	1984-86
Cousino, Brad [LB], Miami (Ohio)	1987	Dawson, Len [QB], Purdue	1957-59	Ernst, Paul (P), Northern Arizona	2008
Craft, Russ [B], Alabama	1954	DeCarbo, Nick [G], Duquesne	1933	Essex, Trai [T], Northwestern	2005-11
Cregar, William [G], Holy Cross	1947-48	DeCarlo, Art [B], Georgia	1953	Ehuan, Tim [TE], Oregon State	2006
Crennel, Carl [LB], West Virginia	1970	DeCastro, David (G), Stanford	2012-17	Evans, Donald [DE], Kentucky	1990-93
Critchfield, Larry [G], Grove City	1933	Dekker, Jon (TE), Princeton	2007-08	Evans, Jon [E], Oklahoma A & M	1958
Croft, Winfield [G], Utah	1936	Deloplaine, Jack [RB], Salem (W.Va.)	1976-79	Evans, Ray [QB], Kansas	1948
Cromartie-Smith, Damon [S], UTEP	2011-12	Demko, George [T], Appalachian State	1961	Everett, Thomas [FS], Baylor	1987-91
Cropper, Marshall [E], Maryland	1967-69	Dempsey, John [T], Bucknell	1934		
Cunningham, Bennie [TE], Clemson	1976-85	DePascal, Carmine [E], Wichita	1945		
Curriuan, Don [E], Boston College	1944	DePaul, Henry [G], Duquesne	1945		
Curry, Roy [B], Jackson State	1963	Derby, Dean [B], Washington	1957-61		
Cushing, Matt [TE], Illinois	1999, 2000-04	Dess, Darrell [G], North Carolina State	1958		
Cuthbert, Randy [RB], Duke	1993-94	Dial, Buddy [E], Rice	1959-63		

D

Dafney, Bernard, [OL], Tennessee	1996	Didio, Mark [WR], Connecticut	1992	Faneca, Alan [G], Louisiana State	1998-07
Daigle, Anthony [RB], Fresno State	1994	Dirden, Johnnie [WR], Sam Houston State	1981	Fangupo, Hebron [DT], Brigham Young	2012-13
Dailey, Ted [E], Pitt	1933	Dixon, Dennis (QB), Oregon	2008-11	Farquhar, John [TE], Duke	1996
Dangerfield, Jordan [S], Towson	2016	Dockery, John [DB], Harvard	1972-73	Farrar, Venice [B], North Carolina State	1938-39
Daniel, Willie [B], Mississippi State	1961-66	Dodrill, Dale [G], Colorado A & M	1951-59	Farrior, James [LB], Virginia	2002-11
Davenport, Najeh [RB], Miami (Fla.)	2006-08	Dodson, Les [B], Mississippi	1941	Farrell, Ed [B], Muhlenberg	1938
Davenport, Charles [WR], N. C. State	1992-94	Doehring, John [B]	1935	Farris, Kris [T], UCLA	1999
Davidson, Bill [B], Temple	1937-39	Doering, Chris [WR], Florida	2003-04	Farroh, Shipley [GB], Iowa	1938
Davidson, Kenny [DE], Louisiana State	1990-93	Dolly, Dick [E], West Virginia	1941-45	Faumui, Taase [DL], Hawaii	1994-95
Davis, Art [B], Mississippi State	1956	Doloway, Cliff [E], Carnegie Tech	1935	Fedell, Steve [LB], Pittsburgh	1981-82
Davis, Bruce [LB], UCLA	2008	Donelli, Allan [B], Duquesne	1941-42	Feher, Nick [G], Georgia	1955
Davis, Carey [FB], Illinois	2007-09	Donnalay, Rick [C-G], North Carolina	1982-83	Feiler, Matt [OL], Bloomsburg (PA)	2016-17
Davis, Charlie [DT], TCU	1974	Dornbrook, Thom [G-C], Kentucky	1979	Feniello, Garry [G], Wake Forest	1947
Davis, Dave [WR], Tennessee State	1973	Douds, Forrest [T], Washington & Jefferson	1933-35	Ferguson, Bob [B], Ohio State	1962-63
Davis, Henry [LB], Grambling	1970-73	Dougherty, Bob [LB], Kentucky	1958	Ferry, Lou [T], Villanova	1952-55
Davis, Lorenzo [WR], Youngstown State	1990	Douglas, Bob [B], Kansas State	1938	Fiala, John [LB], Washington	1998-02
Davis, Paul [QB], Otterbein	1947-48	Doyle, Dick [B], Ohio State	1955	Fife, Ralph [C], Pitt	1946
Davis, Robert [E], Penn State	1946-50	Doyle, Ted [T], Nebraska	1938-42, 43	Figures, Deon [CB], Colorado	1993-96
Davis, Russell [RB], Michigan	1980-83	Drulis, Al [B], Temple	1947	Fike, Dan [OL], Florida	1993
		Druschel, Rick [G-OT], North Carolina State	1974	Filchcock, Frank [QB], Indiana	1938
		Dudley, Bill [B], Virginia	1942, 45-46	Finn, Jim [QB], Tulsa	1949-55
		Duffy, Roger (C-G), Penn State	1998-01	Fink, Mike [OT], Ark.-Pine Bluff	1993
		Dugan, Len [C], Wichita	1939	Finney, BJ [C/G], Kansas State	2016-17
		Duggan, Gil [T], Oklahoma	1944-0	Fisher, Doug [LB], San Diego State	1969-70
		Duhart, Paul [B], Florida	1945	Fisher, Everett [B], Santa Clara	1940
		Dunaway, Craig [TE], Michigan	1973	Fisher, Ray [T], Eastern Illinois	1959
		Dungy, Tony [DB], Minnesota	1977-78	Fiske, Max [B], DePaul	1936-39
		Dunn, David [WR], Fresno State	1998	Flanagan, Dick [G], Ohio State	1953-55
		Dunn, Gary [DT-NT], Miami (Fla.)	1977-87	Flowers, Erik [DE], Louisiana State	2003
		Dupree, Bud [LB], Kentucky	2015-17	Flowers, Lee [DB], Georgia Tech	1995-02
		Dutton, Bill [B], Pitt	1946	Foggie, Fred [CB], Minnesota	1994
		Dwyer, Jonathan (RB), Georgia Tech	2010-13	Folkins, Lee [E], Washington	1965
				Foote, Vernon [C], St. Vincent	1945
				Foltz, Larry [LB], Michigan	2002-08, 2010-13
				Ford, Darryl [LB], New Mexico State	1992
				Ford, Henry [B], Pitt	1956
				Ford, Moses [WR], Fayetteville State	1987
				Fordham, Todd [T], Florida State	2003
				Fort, L.J. [LB], Northern Iowa	2015-17
				Foruria, John [B], Idaho	1967-68
				Foster, Barry [RB], Arkansas	1990-94
				Foster, Ramon (G), Tennessee	2009-17
				Fournet, Sid [G], LSU	1957
				Fox, Keyaron, (LB), Georgia Tech	2008-10
				Fox, Sam [B], Nebraska	1939
				Frank, Joe [T], Georgetown	1943
				Frazier, Andre [LB], Cincinnati	2005, 07-09
				Freeman, Lorenzo [NT/DT], Pitt	1987-90
				French, Ernest [S], Alabama A&M	1972

E

Eason, Nick (DE), Clemson	2007-10
Eaton, Vic [QB], Missouri	1955
Echols, Terry [LB], Marshall	1984
Edge, Shayne [P], Florida	1996
Edwards, Dave [S], Illinois	1985-87
Edwards, Troy [WR], Louisiana Tech	1999-01
Edwards, Glen [DB], Florida A & M	1971-77
Elder, Donnie [CB], Memphis State	1986
Elliott, Jim [K], Presbyterian	1967



Buddy Dial

• Steelers combined with Philadelphia Eagles ○ Steelers combined with Chicago Cardinals.

Steelers All-Time Roster

Frketic, Len [T], Penn State	1945	Grant, Doran [CB], Ohio State	2015	Harris, Franco [RB], Penn State	1972-83
Fuamatu-Ma'afaia, Chris [RB], Utah	1998-02	Gravelle, Gordon [OT], BYU	1972-76	Harris, Josh [RB], Wake Forest	2014
Fugler, Dick [T], Tulane	1952	Graves, Ray [C], Tennessee	1943●	Harris, Lou [B], Kent State	1968
Fuller, Randy [DB], Tennessee State	1995-97	Graves, Tom [LB], Michigan State	1979	Harris, Ryan [OT], Notre Dame	2016
Fullerton, Ed [B], Maryland	1953	Gray, Sam [E], Tulsa	1946-47	Harris, Sunny (DE), Oregon	2009-10
Fuqua, John [B], Morgan State	1970-76	Green, Bob [K], Florida	1960-61	Harris, Tim [RB], Washington State	1983
Furness, Steve [DT], Rhode Island	1972-80	Green, Eric [TE], Liberty	1990-94	Harrison, Arnold [LB], Georgia	2006-09
G					
Gage, Bob [B], Clemson	1949-50	Green, Isaiah [CB], Fresno State	2013	Harrison, James [LB], Kent State2002, 04-12, 14-17	
Gagner, Larry [G], Florida	1966-69	Green, Ladarius [TE], UL Lafayette	2016	Harrison, Nolan [DE], Indiana	1997-99
Gaines, Wentford [DB], Cincinnati	1978	Greene, Joe [DT], North Texas State	1969-81	Harrison Reggie [RB], Cincinnati	1974-77
Galloway, Joey (WR), Ohio State	2009	Greene, Kevin [LB], Auburn	1993-95	Harrison, Richard [E], Boston College	1964
Gammon, Kendall [OL], Pittsburg State	1992-95	Greene, Tracy [TE], Grambling	1995	Harrison, Robert [LB], Oklahoma	1964
Gandy, Wayne [T], Auburn	1999-02	Greeney, Norm [G], Notre Dame	1934-35	Hartings, Jeff [C], Penn State	2001-06
Gaona, Bob [T], Wake Forest	1953-56	Greenwood, L.C. [DE], Ark. AM&N	1969-81	Hartley, Garrett [K], Oklahoma	2015
Garnaas, Wilford [B], Minnesota	1946-48	Griffin, Larry [CB/S], North Carolina	1987-93	Hartley, Howard [B], Duke	1949-52
Gardocki, Chris [P], Clemson	2004-06	Grigas, John [B], Holy Cross	1944○	Hartwig, Justin (C), Kansas	2008-09
Garrett, Reggie [WR], Eastern Michigan	1974-75	Grimble, Xavier [TE], USC	2016-17	Haselrig, Carlton [G], Pitt-Johnstown	1990-93
Garrity, Gregg [WR], Penn State	1983	Grisham, Tyler (WR) Clemson	2009-10	Hastings, Andrew [WR], Georgia	1993-96
Garvin, Terence [LB], West Virginia	2013-15	Gros, Earl [B], LSU	1967-69	Hawkins, Courtney [WR], Michigan State	1997-00
Gary, Keith [DE], Oklahoma	1983-88	Grossman, Randy [TE], Temple	1974-81	Hawkins, Jerald [OT], LSU	2016-17
Gasparella, Joe [QB], Notre Dame	1948, 50-51	Gruderman, Bob [B], Virginia	1957	Hawthorne, Greg [RB], Baylor	1979-83
Gauer, Charles [E], Colgate	1943●	Gunnels, Riley [T], Georgia	1956-66	Hayduk, Henry [G], Washington State	1935
Gay, William (CB), Louisville	2007-11, 2013-17	H			
Geason, Cory [TE], Tulane	2000, 01	Hackney, Elmer [B], Kansas State	1941	Hayes, Dick [LB], Clemson	1959-60, 62
Geathers, Clifton [DE], Carolina	2014-15	Haden, Joe [CB], Florida	2017	Hayes, Jonathan [TE], Iowa	1994-96
Gentry, Byron [G], Southern Cal.	1937-39	Haggans, Clark [LB], Colorado State	2000-07	Haynes, Verron [RB], Georgia	2002-07
George, Matt [K], Chapman	1998	Haggerty, Mike [G], Miami	1967-70	Hays, George [E], St. Bonaventure	1950-52
Gerela, Roy [PK], New Mexico State	1971-78	Haines, Byron [B], Washington	1937	Hebert, Ken [E & K], Houston	1968
Gerl, Joe [B], Georgia	1949-51	Hairston, Russell [WR], Kentucky	1987	Hegarty, Bill [T], Villanova	1953
Gibson, Oliver [DT], Notre Dame	1995-98	Haley, Dick [B], Pitt	1961-64	Held, Paul [QB], San Jose State	1954
Gibson, Thaddeus [LB], Ohio State	2010	Hall, Delton [CB], Clemson	1987-91	Heller, Warren [B], Pitt	1934-36
Gilbert, Justin [CB], Oklahoma State	2016	Hall, Ron [B], Missouri Valley	1959	Henderson, Jon [B], Colorado State	1968-69
Gilbert, Marcus [OT], Florida	2011-17	Haller, Alan [CB], Michigan State	1992, 93	Hendley, Dick [QB], Clemson	1951
Gildea, John [QB], St. Bonaventure	1935-37	Ham, Jack [LB], Penn State	1971-82	Henry, Kevin [DE], Mississippi State	1993-00
Gildon, Jason [LB], Oklahoma State	1994-03	Hamilton, Cobi [WR], Arkansas	2016	Henry, Mike [LB], Southern Cal.	1959-61
Gillespie, Scoop [RB], William Jewell	1984	Hamilton, Ray [TE], Iowa	2015	Henry, Urban [T], Georgia Tech	1964
Gilliam, Joe [QB], Tennessee State	1972-1975	Hampton, Casey [NT], Texas	2001-12	Hensley, Dick [E], Kentucky	1952
Gilreath, David [WR], Wisconsin	2012	Hanlon, Bob [B], Lorain	1949	Henson, Ken [C], TCU	1965
Girard, Earl [B], Wisconsin	1957	Hanneman, Craig [DE], Oregon State	1972-73	Henton, Anthony [LB], Troy State	1986, 88
Giamp, Joe [B], LSU	1947-49	Hanratty, Terry [QB], Notre Dame	1969-75	Hewitt, Bill [E], Michigan	1943●
Glass, Glenn [B], Tennessee	1962-63	Hanson, Tom [B], Temple	1938	Heyward, Cameron [DT], Ohio State	2011-17
Glass, Park [C], Westminster	1947	Hargrave, Javon [NT], South Carolina State	2016-17	Heyward-Bey, Darius [WR], Maryland	2014-17
Glatz, Fred [E], Pitt	1956	Harkey, Lem [B], Emporia	1955	Hickey, Howard [E], Arkansas	1941
Glick, Gary [B], Colorado A & M	1956-59	Harper, Maurice [C], Austin	1941	Hill, Derek [WR], Arizona	1989-90
Goff, Clark [T], Florida	1940	Harris, Bill [E], Hardin-Simmons	1937	Hill, Harlon [E], Florence State	1962
Golden, Robert [S], Arizona	2012-17			Hill, Jim [B], Tennessee	1955
Goldsmith, Bill [C], Emporia Tchrs	1947			Hillebrand, Jerry [LB], Colorado	1968-70
Golson, Senquez [CB], Ole Miss	2015-16				
Gonda, George [B], Duquesne	1942				
Gonzalez, Pete [QB], Pitt	1998-99				
Goodman, John [DE/DT], Oklahoma	1981-85				
Goodson, John [P], Texas	1982				
Gorinski, Walt [B], LSU	1946				
Gothard, Preston [TE], Alabama	1985-88				
Gowdy, Cornell [CB], Morgan State	1987-88				
Grabinski, Ted [C], Duquesne	1939-40				
Grabowski, Ted [C], Duquesne	1939-40				
Gradkowski, Bruce [QB], Toledo	2013-15				
Graff, Neil [QB], Wisconsin	1976-77				
Graham, Jeff [WR], Ohio State	1991-93				
Graham, Ken [DB], Washington State	1970				
Graham, Kent [QB], Ohio State	2000				
Graham, Shayne (K), Virginia Tech	2013				



» Cameron Heyward


● Steelers combined with Philadelphia Eagles ○ Steelers combined with Chicago Cardinals.

Steelers All-Time Roster

Kriewaldt, Clint [LB], Wisc.-Stevens Point	2003-07	Lott, Andre [S], Tennessee	2006	McBean, Ryan (DE), Oklahoma State	2007
Krisher, Bill [G], Oklahoma	1958	Lott, John [C/G], North Texas State	1987	McBriar, Mat (P), Hawaii	2013
Kruczek, Mike [QB], Boston College	1976-79	Loud, Kamil [WR], Cal-Poly San Luis Obispo	2000	McCabe, Richie [B], Pitt	1955, 1957-58
Krupa, Joe [OT], Purdue	1956-64	Love, Duval [G], UCLA	1992-94	McCaffray, Art [T], Pacific	1946
Krutko, Larry [RB], West Virginia	1958-60	Love, John [T], Pitt	1934	McCain, Brice [CB], Utah	2014
Kuhn, John [RB], Shippensburg	2006	Lowe, Reggie [LB], Troy State	1999	McCall, Don [RB], Southern Cal.	1969
Kurpeikis, Justin [LB], Penn State	2001-02	Lowther, Russ [B], Detroit	1945	McCarthy, John [B], St. Francis	1944
Kurrasch, Roy [E], UCLA	1948	Lucas, Jeff [OT], West Virginia	1987	McClair, Jack [E], Bethune-Cookman	1955-60
Kvaternik, Ovionmir [G], Kansas	1934	Lucas, John [B], West Virginia	1945	McClung, Willie [TE], Florida A & M	1955-57
L					
Lach, Steve [B], Duke	1946-47	Luna, Bob [B], Alabama	1959	McComrs, Glenn (TE), Central Florida	1986-87
LaCrosse, Dave [LB], Wake Forest	1987	Lusteg, Booth [K], Connecticut	1968	McConnell, Dewey [E], Wyoming	1954
Ladygo, Pete [G], Maryland	1952, 54	Lyons, Cashaud [DE], Tusculum	2015	McCoy, Jamie [TE], Texas A&M	2012
Lajousky, Bill [G], Catholic U.	1936	Lyons, Mitch [TE], Michigan State	1997-99	McCullers, Daniel [DL], Tennessee	2014-17
Lake, Carnell [SS], UCLA	1989-98	M			
Lamas, Joe [G], Mount St. Mary's	1942	Mack, Red [B], Notre Dame	1961-63, 65	McDonald, Ed [B], Duquesne	1936
Lambert, Frank [K], Mississippi	1965-66	Mack, Rico [LB], Appalachian State	1993	McDonald, Vance [TE], Rice	2017
Lambert, Jack [LB], Kent State	1974-84	Mackrides, Bill [QB], Nevada	1953	McDonald, Coley [QB], Day	1939-41, 44
Lantz, Montgomery [C], Grove City	1933	Maddox, Tommy [QB], UCLA	2001-05	McDonough, Paul [E], Utah	1938
Lanza, Chuck [C], Notre Dame	1988-89	Madison, Anthony [CB], Alabama	2006-11	McFadden, Bryant [CB], Florida State	2005-08, 2010-11
Larose, Dan [T], Missouri	1964	Magac, Mike [G], Missouri	1965-66	McFadden, Marshall [LB], S.C. State	2012
Lassann, Lou [E], Western Maryland	1938	Magulick, George [B], St. Francis	1944	McFadden, Marv [G], Michigan State	1953, 56
Lasse, Dick [LB], Syracuse	1958-59	Mahan, Sean [C], Notre Dame	2007	McGee, Ben [E], Jackson State	1964-72
Lattner, John [B], Notre Dame	1954	Maier, Francis [B], Toledo	1941	McGovern, Rob [LB], Holy Cross	1991
Laux, Ted [B], St. Joseph (Pa.)	1943	Malachovich, Joe [C], Duquesne	1935	McGriff, Tyrone [G], Florida A & M	1980-82
Law, Hubbard [C], Sam Houston	1942, 45	Malecki, John [G], Pittsburgh	2012	McHugh, Sean (TE), Penn State	2008-09
Lawrence, Ben [C], Indiana (Pa.)	1987	Mallick, Francis [T]	1965	McKyer, Tim [CB], Texas-Arlington	1994
Layne, Bobby [QB], Texas	1958-62	Malone, Mark [QB], Arizona State	1980-87	McLendon, Steve (NT), Troy	2010-15
Lea, Paul [T], Tulane	1951	Mandich, Jim [TE], Michigan	1978	McMakin, John [TE], Clemson	1972-74
Leahy, Bob [QB], Emporia State	1971	Mansfield, Ray [C], Washington	1964-76	McNally, Johnny "Blood" [B], St. John of Minnesota	1934, 37-38
Leahy, Gerald [T], Colorado	1957	Manske, Edgar [E], Northwestern	1938	McNamara, Ed [T], Holy Cross	1945
Lee, Bernard [B], Villanova	1938	Manuel, Rod [DE], Oklahoma	1997-98	McPeak, Bill [E], Pitt	1949-57
Lee, Danzell [TE], Lamar	1987	Maples, Bob [C], Baylor	1971	McWilliams, Tom [B], Mississippi State	1950
Lee, Greg [DB], Arkansas State	1988	Maras, Joe [C], Duquesne	1938-40	Meadows, Ed [E], Duke	1955
Lee, Herman [T], Florida A & M	1957	Marchbroda, Ted [QB], St. Bon'ture & Detroit	1953, 55-56	Meeks, Bryant [C], South Carolina	1947-48
Lee, John [B], Carnegie Tech	1939	Marion, Jerry [B], Wyoming	1967	Mehelich, Chuck [E], Duquesne	1946-51
Leffridge, Dick [B], West Virginia	1966	Marker, Henry [B], West Virginia	1934	Meilinger, Steve [E], Kentucky	1961
Leftwich, Byron [QB], Marshall	2008, 2010-12	Markland, Jeff [TE], Illinois	1988	Mendenhall, Rashard [RB], Illinois	2008-12
Legursky, Doug (C), Marshall	2009-12, 15	Marotti, Lou [G], Toledo	1944	Meredith, Jamon (G), South Carolina	2011
Lemek, Ray [G], Notre Dame	1962-65	Marsch, Curtis [WR], Utah	1997	Merkovsky, Elmer [T], Pitt	1944, 45-46
Lester, Tim [FB], Eastern Kentucky	1995-98	Martha, Paul [B], Pitt	1964-69	Merrweather, Mike [LB], Pacific	1982-87
Letsinger, Jim [G], Purdue	1933	Martin, John [B], Oklahoma	1944	Messner, Max [LB], Cincinnati	1964-65
Levanti, Lou [G], Illinois	1951-52	Martin, Tee [QB], Tennessee	2000-01	Mettenberger, Zach [QB], LSU	2016
Levey, Jim [B]	1934-36	Martin, Vernon [B], Texas	1942, 44	Meyer, Dennis [DB], Arkansas State	1973
Lewis, Frank [WR], Grambling	1971-77	Mason, Grant [CB], Michigan	2007	Meyer, Ron [QB], S. Dakota State	1966
Lewis, Joe [T], Compton Junior	1958-60	Masters, Bob [B], Baylor	1939, 43	Michael, Bill [G], Ohio State	1957
Lewis, Roy (CB), Washington	2008	Masters, Walt [B], Penn	1944	Michaels, Ed [G], Villanova	1943
Lewis, Keenan (CB), Oregon State	2009-12	Mastrangelo, John [G], Notre Dame	1947-48	Michaels, Lou [E], Kentucky	1961-63
Liddick, Dave [T], George Washington	1957	Matakevich, Tyler [LB], Temple	2016-17	Mihalik, Art [G], St. Ambrose	1955-56
Lind, Mike [B], Notre Dame	1965-66	Matesic, Ed [B], Pitt	1936	Middleton, Kelvin [SS], Wichita State	1987
Lippis, Louis [WR/KR], So. Mississippi	1984-91	Matesic, Joe [T], Arizona State	1954	Midler, Lou [G], Minnesota	1939
Lipscomb, Gene [T]	1961-62	Mathews, Ray [B], Clemson	1951-59	Mihalik, Brian [OT], Boston College	2010
Little, David [LB], Florida	1981-92	Mathews, Ricardo [DE], Cincinnati	2016	Miles, Eddie [LB], Minnesota	1996
Littlefield, Carl [B], Washington State	1939	Mathis, Terance [WR], New Mexico	2002	Miller, Heath [TE], Virginia	2005-15
Lloyd, Greg [LB], Fort Valley State	1988-97	Mattioli, Fran [G], Pitt	1946	Miller, Jim [QB], Michigan State	1995-96
Lockett, Charles [WR], Long Beach St.	1987-88	Matuszak, Marv [LB], Tulsa	1953, 55-56	Miller, Josh [P], Arizona	1996-03
Logan, Charles [E], Northwestern	1964	Maxey, Johnny [DT], Mars Hill	2016	Miller, Tom [E], Hampden Sydney	1943
Logan, Mike [S], West Virginia	2001-06	Maxon, Alvin [RB], So. Methodist	1977-78	Mills, Ernie [WR], Florida	1991-96
Logan, Stefan [WR], South Dakota	2009	May, Ray [LB], Southern Cal.	1967-69	Milens, Freddie [WR], Alabama	2003
Long, Bill [E], Oklahoma A & M	1949-50	Mayhew, Hayden [G], Tex. Mines	1936-38	Minarik, Henry [E], Michigan State	1951
Long, Terry [G], East Carolina	1984-91	Mays, Alvoid [CB], West Virginia	1995	Miner, Tom [E], Tulsa	1958
Longnecker, Ken [T], Lebanon Valley	1960	Mays, Lee [WR], Texas-El Paso	2002-06	Mingo, Gene [K] no college	1969-70
Looney, Don [E], TCU	1941-42	Mazzanti, Jerry [E], Arkansas	1967	Minni, Frank [B], San Jose State	1949
		McAfee, Fred [RB], Mississippi College	1994-98		

● Steelers combined with Philadelphia Eagles ○ Steelers combined with Chicago Cardinals.

Steelers All-Time Roster

Mitchell, Mike [S], Ohio	2014-17	Nutter, "Buzz" [C], VPI	1961-64	Patrick, John [B], Penn State	1941, 45-46
Minter, Michael [DT], North Texas State	1987	Nuzum, Jerry [B], New Mex. A & M	1948-51	Patterson, Bill [QB], Baylor	1940
Moats, Arthur [LB], James Madison	2014-17	O			
Modzelewski, Dick [T], Maryland	1955	O'Brien, Fran [T], Michigan State	1966-67	Paulson, David [TE], Oregon	2012-13
Modzelewski, Ed [B], Maryland	1952	O'Brien, John [E], Florida	1954-56	Pavia, Ralph [G], Dayton	1947
Moegele, Dick [B], Rice	1960	O'Delli, Mel [B], Duquesne	1944, 45	Pavkov, Stonko [G], Idaho	1939-40
Momsen, Tony [C], Michigan	1951	Odum, Henry [RB], South Carolina State	1983	Paxson, Scott [DT], Penn State	2008
Moore, Bill [B], Loyola of New Orleans	1933	O'Donnell, Neil [QB], Maryland	1990-95	Pead, Isaiah [RB], Cincinnati	2015
Moore, Lance [WR], Toledo	2014	Okobi, Chukky [C/G], Purdue	2001-06	Peaks, Clarence [B], Michigan State	1964-65
Moore, Melwede [RB], Tulane	2008-11	Oehler, John [C], Purdue	1933-34	Pearson, Barry [WR], Northwestern	1972-73
Moore, Red [G], Penn State	1947-49	Oelerich, John [B], St. Ambrose	1938	Pearson, Preston [B], Illinois	1970-74
Morales, Gonzales [B], St. Mary's of California	1947-49	O'Leary, Dan [TE], Notre Dame	2002	Pegram, Eric [RB], North Texas State	1995-96
Morey, Sean [WR], Brown	2004-06	Oldham, Ray [DB], Middle Tennessee St.	1978	Pense, Leon [QB], Arkansas	1945
Morgan, Bob [B], New Mexico	1967-68	Olejniczak, Stan [T], Pitt	1935	Perko, John [G], Duq.	1937-40, 44, 45-47
Morgan, Quincy [WR], Kansas State	2005	Oliver, Clarence [DB], San Diego State	1969-70	Perry, Darren [FS], Penn State	1992-98
Moriarty, Tom [S], Bowling Green	1970	Olsvasky, Jerry [LB], Pitt	1989-97	Perry, Lowell [B], Michigan	1956
Morrall, Earl [QB], Michigan State	1957-58	Olsen, Eric [C], Notre Dame	2013	Petchel, John [QB], Duquesne	1945
Morris, Byron "Bam" [RB], Texas Tech	1994-95	Oliszewski, Al [E], Penn State & Pitt	1945	Petersen, Ted [OT/C], E. Illinois	1977-83, 87
Morris, John [B], Oregon	1960	O'Malley, Joe [E], Georgia	1958-56	Peterson, Todd [K], Georgia	2002
Morse, Steve [RB], Virginia	1975	O'Neil, Bob [G], Notre Dame	1956-57	Petrella, John [B], Penn State	1945
Moser, Rick [RB], Rhode Island	1978-79, 81-82	Opaskey, Dick [G], Chattanooga	1955	Philip, Marvin [C], California	2006
Mosher, Clure [C], Louisville	1942	Opfar, Dave [DE/NT], Penn State	1987	Pierre, John [E], Pitt	1945
Mosley, Norm [B], Alabama	1948	Orlando, Bo [S], West Virginia	1998	Pillath, Roger [T], Wisconsin	1966
Moss, Paul [E], Purdue	1933	Orr, Jim [E], Georgia	1958-60	Pine, Ed [LB], Utah	1965
Motley, Marion [B], Nevada	1955	Ortmann, Chuck [QB], Michigan	1951	Pinney, Ray [OT/G/C], Washington	1976-78, 80-82, 85-87
Mott, Norm [B], Georgia	1934	O'Shea, Terry [TE], California (Pa.)	1989-90	Pirro, Rocco [G], Catholic U.	1940-41
Moye, Derek [WR], Penn State	2013	Oswald, Paul [C], Kansas	1987	Pitman, Mel [C], Hardin-Simmons	1935
Mularkey, Mike [TE], Florida	1989-91	Oswens, Darrick [WR], Mississippi	1992	Plattukas, George [E], Duquesne	1938-41
Mulleneaux, Lee [C], Northern Arizona	1935-36	P			
Mullins, Gerry [G/OT], Southern Cal.	1971-79	Palelei, Si'ulagi [G], Nevada-Las Vegas	1993	Pokorny, Frank [WR], Youngstown State	1985
Mundy, Ryan [S], West Virginia	2009-12	Paiko, Tyler [QB], Pittsburgh	2009	Polamalu, Troy [S], Southern Cal.	2003-14
Murley, Dick [T], Purdue	1956	Palmer, Michael [TE], Clemson	2013-14	Pollard, Frank [RB], Baylor	1980-88
Murphy, Tyler [WR/QB], Boston College	2015	Palmer, Tom [T], Wake Forest	1953-54	Pope, Leonard [TE], Georgia	2012
Murray, Earl [G], Purdue	1952	Papach, George [B], Purdue	1948-49	Popovich, John [B], St. Vincent	1944-45
Musulini, George, Pitt	1938	Parker, Frank [DT], Oklahoma State	1968-69	Porter, Joey [LB], Colorado State	1999-06
Myslinski, Tom [OL], Tennessee	1996-97, 2000	Parker, Willie [RB], North Carolina	2004-09	Postus, Al [B], Villanova	1945
N					
Nagler, Gern [E], Santa Clara	1959	Parquet, Jeremy [OL], Southern Miss	2007-08	Poteat, Hank [CB], Pitt	2000-02
Naiota, John [B], St. Francis	1942, 45	Parrish, James [OL], Temple	1995	Pottios, Myron [LB], Notre Dame	1961-65
Nardi, Dick [B], Ohio State	1939	Paschell, Bill [B]	1940	Potts, Bill [B], Villanova	1934
Nelsen, Bill [QB], Southern Cal.	1963-67	Pascka, Gordon [G], Minnesota	1943	Pough, Ernest [WR], Texas Southern	1976-77
Nelson, Darrell [TE], Memphis State	1984-85	Pastin, Frank [G], Waynesburg	1942	Pouncey, Maurkice (C), Florida	2010-17
Nelson, David [WR], Florida	2015				
Nelson, Edmund [NT/DE], Auburn	1982-87				
Nery, Carl [G], Duquesne	1940-41				
Newberry, Tom [G], Wisconsin-La Crosse	1995				
Newsome, Harry [P], Wake Forest	1985-89				
Niccolai, Armand [T/K], Duquesne	1934-42				
Nichols, Allen [B], Temple	1945				
Nicholas, Bob [T], Stanford	1965				
Nickel, Elbie [TE], Cincinnati	1947-57				
Nickerson, Hardy [LB], California	1987-92				
Nicksich, George [G], St. Bonaventure	1950				
Nisby, John [G], Pacific	1957-61				
Nix, Kent [QB], TCU	1967-69				
Nix, Roosevelt [FB], Kent State	2015-17				
Nixon, Mike [B], Pitt	1935				
Nkwenti, Mathias [OT], Temple	2001-03				
Nobile, Leo [G], Penn State	1948-49				
Nofsinger, Terry [QB], Utah	1961-64				
Noppenberg, John [B], Miami	1940-41				
Nosich, John [T], Duquesne	1938				
Nua, Shaun [DE], BYU	2005				

● Steelers combined with Philadelphia Eagles ○ Steelers combined with Chicago Cardinals.

Steelers All-Time Roster

Q					
Quatse, Jesse [T], Pitt	1933-34	Rogers, Cullen [B], Texas A & M	1946	Sebastian, Mike [B], Pitt	1935
Quick, Jerry [OT/G], Wichita State	1987	Rogers, Eli [WR], Louisville	2015-16	Seigler, Richard [LB], Oregon State	2006
Quinn, Mike [QB], Stephen F. Austin	1997	Rorison, Jim [T], Southern Cal.	1938	Seitz, Warren [TE], Missouri	1986
R					
Raborn, Carroll [C], SMU	1936-37	Rosepink, Marty [G], Pitt	1947	Semes, Bernard [B], Duquesne	1944 ○
Rado, Alex [B], New River State	1934-35	Ross, Oliver [LL], Iowa State	2000-04	Sensabaugh, Coty [CB], Clemson	2017
Rado, George [G], Duquesne	1935-37	Ross, Allen (PR/KR/CB), Notre Dame	2007	Sepulveda, Daniel [P], Baylor	2007-11
Radosevich, George [C], Pitt	1953	Rostovsky, Pete [OT], Connecticut	1984-86	Sexton, Brent [DB], Elon	1977
Ragunas, Vince [B], VMI	1949	Rouen, Tom [P], Colorado	2002	Shabazz, Al-Hajj [CB], West Chester (PA)	2016
Rainey, Chris [RB], Florida	2012	Rowley, Bob [LB], Virginia	1963	Shaffer, George [B], Washington & Jefferson	1933
Rajkovich, Pete [B], Detroit	1934	Rowser, John [DB], Michigan	1970-73	Shanklin, Ron [WR], North Texas State	1970-74
Randle E, Antwaan [WR], Indiana	2002-05, 2010	Royals, Mark [P], Appalachian State	1992-94	Sharp, Rick [T], Washington	1970-71
Randour, Hub, Pitt	1935	Roye, Orpheus [DE], Florida State	1996-99, 08	Shaw, Bobby [WR], California	1998-01
Rankin, Walt [B], Texas Tech	1944 ○	Rozzell, Aubrey [LB], Delta State	1957	Shazier, Ryan [LB], Ohio State	2014-17
Rasby, Walter [TE], Wake Forest	1994, 2004	Rucinski, Ed [E], Indiana	1944 ○	Sheffield, Chris [CB], Albany State	1986-87
Raskowski, Leo [T], Ohio State	1933	Ruff, Guy [LB], Syracuse	1982	Shell, Donnie [SS], South Carolina State	1974-87
Rasmussen, Randy [C-G], Minnesota	1984-86	Ruple, Ernie [T], Arkansas	1968-69	Shelton, Richard [CB], Liberty	1990-93
Ravotti, Eric [LB], Penn State	1994-96	Russell, Andy [LB], Missouri	1963, 1966-76	Shepard, Charles [B], North Texas State	1956
Raybon, Israel [DE], North Alabama	1996	Russell, Gary [RB], Minnesota	2007-08	Sherrif, Stan [LB], Cal. Polytech	1954
Reavis, Dave [OT], Arkansas	1974-75	Ryan, Ed [E], St. Mary's (Cal.)	1948	Sherman, Alex [QB], Brooklyn	1943 ●
Reichard, Bert [B], Tennessee	1960	S		Sherman, Bob [B], Iowa	1964-65
Recutt, Ray [E], VMI	1943 ●	Sader, Steve [B] no college	1943 ●	Shields, Burrell [B], John Carroll	1954
Redman, Isaac [RB], Bowie State	2010-12	Sadowski, Troy [TE], Georgia	1997-98	Shields, Scott [S], Weber State	1999-00
Reed, Jeff [K], North Carolina	2002-10	Salata, Paul [E], Southern Cal.	1950-51	Shiner, Dick [QB], Maryland	1968-69
Reeder, Dan [RB], Delaware	1986, 87	Sample, John [B], Maryland State	1961-62	Shipkey, Jerry [B], UCLA	1948-52
Reese, Jerry [DE], Kentucky	1988	Samuel, Don [B], Oregon State	1945-50	Shorter, Jim [B], Detroit	1969
Reger, John [LB], Pitt	1955-63	Samuelson, Carl [T], Nebraska	1948-51	Shurgarts, Brent [DE], Indiana (Pa.)	1987
Reid, Willie [WR], Florida State	2006-07	Sanchez, Lupe [CB/KR], UCLA	1988-88	Shurtz, Hubert [T], LSU	1948
Renfro, Will [G], Memphis State	1960	Sandberg, Sigurd [T], Iowa Wesleyan	1935-37	Shy, Don [B], San Diego State	1967-68
Repko, Joe [T], Boston College	1946-47	Sandefur, Wayne [B], Purdue	1936-37	Simerson, John [T], Purdue	1958
Retkofsky, Jared (LS), TCU	2008-09	Sanders, Chuck [RB], Slippery Rock	1986-87	Simien, Tracy [LB], Texas Christian	1989
Reutenshan, Randy [WR], Pitt	1978	Sanders, Emmanuel (WR), SMU	2010-13	Simington, Milt [B], Arkansas	1942
Reynolds, Billy [B], Pitt	1958	Sanders, John [G], SMU	1940-42	Simmons, Jason [CB], Arizona State	1998-01
Reynolds, Jim [B], Oklahoma A & M	1946	Sandig, Curt [B], St. Mary of Texas	1942	Simmons, Jerry [WR], Bethune-Cookman	1965-66
Rhodes, Don [T], W & J	1933	Sandusky, Mike [G], Maryland	1957-65	Simmons, Kendall [G], Auburn	2002-08
Ribble, Loran [G], Hardin-Simmons	1934-35	Sapp, Theron [B], Georgia	1963-65	Simms, Bob [E], Rutgers	1962
Ridley, Stevan [RB], Mississippi	2017	Saul, Bill [LB], Penn State	1964, 66-68	Simpson, Jack [B], Florida	1961-62
Richards, Perry [E], Detroit	1957	Sauner, Sylvester [B], St. Olaf	1934	Simpson, Tim [G/C], Illinois	1994
Richardson, Daryl [RB], Abilene Christian	2016	Saunders, Wesley [TE], South Carolina	2011	Sims, Darryl [DE], Wisconsin	1985-86
Richardson, Huey [LB/DE], Florida	1991	Scales, Charles [B], Indiana	1960-61	Sinkovitz, Frank [C], Duke	1947-52
Richardson, Terry [RB], Syracuse	1996	Scarbath, Jack [QB], Maryland	1956	Sirochman, George [G], Duquesne	1942
Richmond, Rock [DB], Oregon	1987	Scales, Charles [B], Indiana	1960-61	Sites, Vince [E], Pitt	1936-37
Ricketts, Tom [OT], Pitt	1989-91	Scherer, Bernard [E], Nebraska	1939	Skansi, Paul [WR], Washington	1983
Riemersma, Jay [TE], Michigan	2003-04	Schiechl, John [C], Santa Clara	1941-42	Skladany, Joe [E], Pitt	1934
Rienstra, John [G], Temple	1986-90	Schmidt, John [C], Carnegie Tech	1940	Skorich, Nick [G], Cincinnati	1946-48
Riffle, Dick [B], Albright	1941-42	Schmitz, Bob [LB], Montana State	1961-66	Skoronski, Ed [E], Purdue	1935-36
Riley, Avon [LB], UCLA	1987	Schneck, Mike [LS], Wisconsin	1999-04	Skulos, Mike [G], Washington & Jefferson	1938
Riley, Cameron [DB], Missouri	1987	Schnelker, Bob [E], Bowling Green	1961	Slater, Walt [B], Tennessee	1947
Rivera, Gabe [DT], Texas Tech	1983	Schuelke, Karl [B], Wisconsin	1939	Small, Fred [LB], Washington	1985
Rizzo, Tony, Duquesne	1938	Schultz, Eberle [G], Oregon State	1941-42	Smaltz, Joe [RB], John Carroll	1960-62
Roberts, John [B], Georgia	1934	Schwartz, Elmer [B], Wash. State	1933	Smith, Aaron [DE], Northern Colorado	1999-11
Robinson, Adrian [LB], Temple	2012	Schweder, John [G], Penn	1951-55	Smith, Anthony [S], Syracuse	2006-08
Robinson, Ed [LB], Florida	1994	Scobee, Josh [K], Louisiana Tech	2015	Smith, Ben [E], Alabama	1934-35
Robinson, Gil [E], Catawba	1933	Scolnick, Glenn [WR], Indiana	1973	Smith, Billy Ray [T], Arkansas	1958-60
Robinson, Jack [T], N.E. Missouri State	1938	Scott, Wilbert [LB], Indiana	1961	Smith, Bob [B], North Texas State	1966
Robnett, Marshall [C], Texas A & M	1944 ○	Scott, Chad [CB], Maryland	1997-04	Smith, Dave [WR], Indiana (Pa.)	1970-72
Rodak, Mike [B], Western Reserve	1942	Scott, Chris [OT], Tennessee	2010-11	Smith, Jim [WR], Michigan	1977-82
Rodenhauser, Mark [LS/C], Illinois State	1998	Scott, Jonathan [OT], Texas	2010-11	Smith, Kevin [S], Rhode Island	1991
Rodgers, John [TE], Louisiana Tech	1982-84	Scudero, Joe [B], San Francisco	1960	Smith, Laverne [RB], Kansas	1977
Roethlisberger, Ben [QB], Miami (OH)	2004-17	Seabaugh, Todd [LB], San Diego State	1984	Smith, Marvel [OT], Arizona State	2000-08
Rogel, Fran [B], Penn State	1950-57	Seabright, Charles [QB], West Virginia	1946-50	Smith, Ron [QB], Richmond	1966
		Seals, Ray [DE], no college	1994-95	Smith, Steve [E], Michigan	1966
		Searcy, Leon [OT], Miami (Fla.)	1992-95	Smith, Stu [QB], Bucknell	1937-38
		Sears, Vic [T], Oregon State	1943 ●	Smith, Truett [QB], Wyoming & Mississippi St.	1950-51
				Smith, Warren [T], Kansas Wes.	1948

Steelers All-Time Roster



»» Juju
Smith-Schuster

Smith-Schuster, Juju [WR], Southern Cal.	2017	Stevens-Howling, LaRod [RB], Pittsburgh	2013
Snell, Ray [OT], Wisconsin	1984-85	Steward, Denn [B], Ursinus	1943●
Snow, David [C/G], Texas	2013	Stewart, Kordell [QB], Colorado	1995-02
Snyder, Bill [G], Ohio U.	1934-35	Stingily, Byron [OT], Louisville	2015
Sodaski, John [DB], Villanova	1970	Stock, John [E], Pitt	1956
Soleau, Bob [LB], William & Mary	1964	Stock, Mark [WR], Virginia Military	1989
Solomon, Ariel [G/OT], Colorado	1991-95	Stofko, Ed [B], St. Francis	1945
Somers, George [T], LaSalle	1941-42	Stone, Dwight [WR/RB/KR], Middle Tennessee State	1987-94
Sorce, Ross [T], Georgetown	1945	Stoudt, Cliff [QB], Youngstown State	1977-83
Sortet, Wilbur [E], West Virginia	1933-40	Stough, Glen [T], Duke	1945
Souchak, Frank [E], Pitt	1939	Stowe, Tyrone [LB], Rutgers	1987-90
Spaeth, Matt [TE], Minnesota	2007-10, 2013-15	Strand, Eli [G], Iowa State College	1966
Spann, Chad [RB], Northern Illinois	2012	Stram, Rick [QB], Georgia Tech	1989-93
Spence, Sean [LB], Miami	2012-15, 17	Strosser, Walter	1942
Spencer, Todd [RB], Southern Cal.	1984-85	Strugar, George [T], Washington	1962
Spinks, Jack [G], Alcorn A & M	1952	Strutt, Art [B], Duquesne	1935-36
Spizak, Charley [QB], Carnegie Tech	1938	Stryzinski, Dan [P], Indiana	1990-91
St. Pierre, Brian [QB], Boston College	2003-04, 06-07	Strzelczyk, Justin [OT], Maine	1990-99
Staat, Jeremy [DE], Arizona State	1998-00	Stuvaits, Russell [S], Youngstown State	2003-05
Staggers, Jon [WR], Missouri	1970-71	Suhey, Steve [G], Penn State	1948-49
Stai, Brenden [G], Nebraska	1995-99	Sulima, George [E], Boston U.	1952-54
Staley, Duce [RB], South Carolina	2004-06	Suisham, Shaun (K), Bowling Green	2010-15
Stallworth, John [WR], Alabama A&M	1974-87	Sullivan, Chris [DE], Boston College	2000
Stanley, Ron [LB], Michigan State	2006	Sullivan, Frank [C], Loyola (New Orleans)	1940
Stanton, John [B], North Carolina State	1961	Sullivan, Robert [B], Holy Cross Iowa	1947
Stapleton, Darnell (G/C), Rutgers	2007-09	Summers, Frank (RB), UNLV	2009
Stark, Pat [B], Syracuse	1954-56	Sutherin, Don [B], Ohio State	1959-60
Stark, Rohn [P], Florida State	1995	Sutton, Cameron [CB], Tennessee	2017
Starks, Max [T], Florida	2004-12	Sutton, Ricky [DL], Auburn	1993
Starret, Ben [B], St. Mary's of California	1941	Swain, John [CB], Miami (Fla.)	1985-86
Stanton, Larry [LB], Iowa	1986	Swann, Lynn [WR], Southern Cal.	1974-82
Stautner, Ernie [T], Boston College	1950-63	Sweed, Limas (WR), Texas	2008-10
Steed, Joel [NT], Colorado	1992-99	Sweeney, Calvin [WR], Southern Cal.	1980-87
Steele, Ernie [B], Washington	1943●	Sweeney, Jim (C/G), Pitt	1996-99
Stehouwer, Ron [B], Colorado State	1960-64	Syndor, Willie [WR/KR], Syracuse	1982
Stenger, Brian [LB], Notre Dame	1969-72	Sylvester, Stevenson (LB), Utah	2010-13
Stenn, Paul [T], Villanova	1947	Szot, Walter [T], Bucknell	1949-50
Stephens, Jamin [OT], North Carolina A&T	1996-98		

● Steelers combined with Philadelphia Eagles ○ Steelers combined with Chicago Cardinals.

T

Ta'amu, Alameda [NT], Washington	2012
Tanguay, Jim [B], NYU	1933
Tarasovic, George [E], LSU	1952-53, 56-63
Tate, Ben [RB], Auburn	2014
Tatum, Jesse [E], North Carolina State	1938
Taylor, Ike [CB], Louisiana-Lafayette	2003-14
Taylor, Jim [LB], Baylor	1956
Taylor, Mike [T], Southern Cal.	1968-69
Tepe, Lou [C], Duke	1953-55
Terry, Nat [CB], Florida State	1988
Tesser, Ray [E], Carnegie Tech	1933-34
Tharpe, Larry [OT], Tennessee State	2000
Thelwell, Ryan [WR], Minnesota	1999
Thigpen, Yancey [WR], Winston-Salem State	1992-97
Thomas, Ben [DE/DT], Auburn	1988
Thomas, Cam [DT], North Carolina	2014-15
Thomas, Clendon [B], Oklahoma	1962-68
Thomas, J.T. (CB/S), Florida St.	1973-77, 79-81
Thomas, Shamarko [S], Syracuse	2013-16
Thompson, Clarence [B], Minnesota	1937-38
Thompson, Donnel [LB], Wisconsin	2000
Thompson, Leroy [RB], Penn State	1991-93
Thompson, Tommy [QB], Tulsa	1940
Thompson, Weegie [WR], Florida State	1984-89
Thornton, Sidney [RB], Northwestern La.	1977-82
Thurbon, Bob [B], Pitt	1943● 44○
Tiller, Morgan [E], Denver	1945
Timmons, Lawrence (LB), Florida State	2007-16
Tinsley, Sid [B], Clemson	1945
Titus, George [C], Holy Cross	1946
Titus, Silas [E], Holy Cross	1945
Todman, Jordan [RB], Connecticut	2015
Toews, Loren [LB], California	1973-83
Tomasetti, Lou [B], Bucknell	1939-40
Tomasic, Andy [B], Temple	1942-46
Tomczak, Mike [QB], Ohio State	1993-99
Tomlinson, Dick [G], Kansas	1950-51
Tommerson, Clarence [B], Wisconsin	1938-39
Tosi, John [B], Niagara	1939
Totten, Erik [S], Western Washington	2002
Toussaint, Fitzgerald [RB], Michigan	2015-17
Townsend, Deshea [CB], Alabama	1998-08
Tracy, Tom [B], Tennessee	1958-63
Trout, Dave [PK], Pitt	1981, 87
Tsoutsouvas, Lou [C], Stanford	1938
Tuggle, Anthony [CB/S], Nicholls State	1985, 87
Tuitt, Stephon [DE], Notre Dame	2014-17
Tuman, Jerome [TE], Michigan	1999-06
Turk, Dan [C], Wisconsin	1985-86
Turley, John [QB], Ohio Wesleyan	1935-36
Tylski, Rich [G], Utah State	2000-01
Tyrell, Tim [RB], Northern Illinois	1989

U

Urbik, Craig [G], Wisconsin 2009

V

Valentine, Zack [LB], East Carolina	1979-81
Van Dyke, Bruce [G], Missouri	1967-73
Van Dyke, DeMarcus [CB], Miami	2012
Varrichione, Frank [T], Notre Dame	1955-60
Vaughan, John [QB], Indiana (Pa.)	1933-34

Steelers All-Time Roster

Veals, Elton [RB], Tulane	1984	Watson, Allen [K], Newport (Wales)	1970	Williams, Erwin [WR], Maryland State	1969
Veasey, Craig [DL], Houston	1990-91	Watson, Terrell [RB], Azusa Pacific	2017	Williams, Gerald [NT/DE], Auburn	1986-94
Velasco, Fernando [C/G], Georgia	2013	Watt, T.J. [LB], Wisconsin	2017	Williams, Jerrol [LB], Purdue	1989-92
Ventrone, Ross [S], Villanova	2014-15	Webb, B.W. [CB], William & Mary	2014	Williams, Joe [LB], Grambling	1987
Vick, Mike [QB], Virginia Tech	2015	Watson, Sid [LB], Northeastern	1955-57	Williams, Joe [B], Ohio State	1939
Victorian, Josh [CB], Louisiana Tech	2012	Webster, Eldardo [LB], Rutgers	1992	Williams, John L. [FB], Florida	1994-95
Vidoni, Vic [E], Duquesne	1935-36	Webster, George [LB], Michigan State	1972-73	Williams, Nick [DE], Samford	2013
Villanueva, Alejandro [OT], Army	2015-17	Webster, Mike [C], Wisconsin	1974-88	Williams, Ray [CB], Rhode Island	1987
Vincent, Keydrick [G], Mississippi	2001-04	Weed, Thurlow [K], Ohio State	1955	Williams, Robert [S], Eastern Illinois	1974
Vincent, Shawn [CB], Akron	1991	Weinberg, Henry [G], Duquesne	1934	Williams, Sidney [LB], Southern	1969
von Oelhoffen, Kimo [DL], Boise State	2000-05	Weinstock, Izzy [B], Pitt	1937-38	Williams, Trae [CB], South Florida	2009
Voss, Lloyd [T], Nebraska	1966-71	Weisenbaugh, Henry [B], Pitt	1935	Williams, Vince [LB], Florida State	2013-17
Vrabel, Mike [LB], Ohio State	1997-00	Wells, Billy [B], Michigan State	1957	Williams, Warren [RB], Miami (Fla.)	1988-92
W					
Wade, Bob [DB], Morgan State	1968	Wendlick, Joe [E], Oregon State	1941	Williams, Willie [CB], Western Car.	1993-96, 2004-05
Wade, Tom [QB], Texas	1964-65	Wenzel, Ralph [E], Tulane	1942	Williamson, Fred [B], Northwestern	1960
Wager, Clint [E], St. Mary's Minn.	1944	Wenzel, Ralph [G], San Diego State	1966-70	Willis, Keith [DE], Northeastern	1982-87, 89-91
Wagner, Mike [S], Western Illinois	1971-80	Westerman, Jamaal [LB], Rutgers	2013	Wilson, Bill [E], Gonzaga	1938
Walden, Bob [P], Georgia	1968-77	Westfall, Ed [B], Ohio Wesleyan	1933	Wilson, Cedrick [WR], Tennessee	2005-07
Walker, Sammy [CB], Texas Tech	1991-92	Wetzel, Damon [B], Ohio State	1935	Wilson, Frank [TE], Rice	1982
Wallace, Cody (G), Texas A & M	2013-16	Wheaton, Markus [WR], Oregon State	2013-16	Wilson, Kion [LB], South Florida	2013
Wallace, Mike (WR), Mississippi	2009-12	Wheeler, Ernie [LB], North Dakota State	1939	Winfrey, Carl [LB], Wisconsin	1972
Wallace, Ray [RB], Purdue	1989	Whelan, Tom [B], Catholic U.	1933	Wing, Brad [P], LSU	2014
Wallace, Rian [LB], Temple	2005-06	Whimper, Guy [OT], East Carolina	2013	Wingle, Blake [G], UCLA	1983-85
Walsh, Bill [C], Notre Dame	1949-55	White, Byron [B], Colorado	1938	Winston, Dennis [LB], Arkansas	1977-81, 85-86
Walton, L.T. [DE], Central Michigan	2015-17	White, Dwight [DE], East Texas State	1971-80	Withycombe, Mike [C], Fresno State	1991
Ward, Hines [WR], Georgia	1998-11	White, Paul [B], Michigan	1947	Witman, Jon [FB], Penn State	1996-01
Warren, Buist [B], Tennessee	1945	Wiehl, Joe [T], Duquesne	1935	Wolf, Jim [DE], Prairie View	1974
Warren, Greg [LS], North Carolina	2005-16	Wiggins, Paul [OT], Oregon	1997	Woffley, Craig [G/OT], Syracuse	1980-89
Warren, Xavier [DE/DT], Tulsa	1987	Wilburn, J. R. [WR], South Carolina	1966-70	Wolford, Will [G/T], Vanderbilt	1996-98
Washington, Anthony [CB], Fresno State	1981-82	Wilcots, Solomon [S], Colorado	1992	Womack, Joe [B], Los Angeles State	1962
Washington, Clarence [DT], Arkansas AM & N	1969-70	Wilcox, J.J. [S], Georgia Southern	2017	Woodard, Ken [LB], Tuskegee Institute	1987
Washington, Dewayne [CB], N.C. State	1998-03	Wiley, Jack [T], Waynesburg	1946-50	Woodley, David [QB], LSU	1984-85
Washington, Nate [WR], Tiffin	2005-08	Wilkinson, Eric [RB/WR], Kent State	1989	Woodley, LaMarr [LB], Michigan	2007-13
Washington, Robert [OT], Alcorn State	1987	Williams, Albert [LB], UTEP	1987	Woodruff, Dwayne [CB], Louisville	1979-85, 87-90
Washington, Sam [CB], Miss. Val. State	1982-85	Williams, Dave [WR], Washington	1973	Woods, Al (DE), LSU	2011-13
Watkins, Tom [B], Iowa State	1968	Williams, DeAngelo [RB], Memphis	2015-16	Woods, At Donovan (LB), Oklahoma State	2008-09
		Williams, Don [G], Texas	1941	Woods, Rick [S/CB], Boise State	1982-86
		Williams, Eric [S], North Carolina State	1983-86	Woodson, Marv [B], Indiana	1964-69
				Woodson, Rod [DB/KR], Purdue	1987-96
				Woolford, Donnell [CB], Clemson	1997
				Worlds, Jason (LB), Virginia Tech	2010-14
				Worley, Tim [RB], Georgia	1989-91, 93
				Woudenberg, John [T], Denver	1940-42
				Wren, Lowe [B], Missouri	1960
				Wright, Anthony [QB], South Carolina	1999
				Wukits, Al [C], Duquesne	1943-44, 45
				Wydo, Frank [T], Cornell	1947-51
				Y	
				Young, Al [WR], South Carolina State	1971-72
				Young, Dick [B], Chattanooga	1957
				Young, Theo [TE], Arkansas	1987
				Young, Walter [WR], Illinois	2006
				Younger, Paul [B], Grambling	1958
				Yurchey, John [B], Duquesne	1940
				Z	
				Zaninelli, Silvio [B], Duquesne	1934-37
				Zereoue, Amos [RB], West Virginia	1999-03
				Zgonina, Jeff [DL], Purdue	1993-94
				Zimmerman, Leroy [QB], San Jose State	1943
				Zombek, Joe [E], Pitt	1954
				Zoppetti, Frank [B], Duquesne	1941
				Zunwalt, Jordan [LB], UCLA	2014-15



» Vince Williams

● Steelers combined with Philadelphia Eagles ○ Steelers combined with Chicago Cardinals.

Steelers All-Time Roster

All-time Head Coaches

Coach (Years)	Overall Record**
Austin, Bill (1966-68)	11-28-3 (298)
Bach, Joe (1935-36, 52-53)	21-27-0 (438)
Bell, Bert (1941)	0-2-0 (000)
Cowher, Bill (1992-06)	161-99-1 (.619)
DiMelio, Luby (1934)	2-10-0 (.167)
Donelli, Aldo (1941)	0-5-0 (.000)
Douds, Forrest (1933)	3-6-2 (.364)
Kiesling, Walt (1939-40, 41-44*, 54-56)	3055-5 (361)
Leonard, Jim (1945)	2-8-0 (.200)
McNally, Johnny "Blood" (1937-39)	6-19-0 (.240)
Michelosen, Johnny (1948-51)	20-26-2 (.438)
Nixon, Mike (1965)	2-12-0 (.143)
Noll, Chuck (1969-1991)	209-156-1 (.572)
Parker, Raymond "Buddy" (1957-64)	51-47-6 (.490)
Sutherland, Jock (1946-47)	13-10-1 (.563)
Tomlin, Mike (2007-17)	124-67 (.649)
Total	655-577-21 (.533)

*Kiesling was co-head coach with Greasy Neale in 1943 (Phil-Pitt.) and with Phil Handler in 1944 (Card-Pitt.). **Record includes postseason.



Mike Tomlin

All-time Assistant Coaches

Anderson, Ken	2007-09	Haley, Todd	2012-17	Patrick, Frank	1948
April, Bobby	1994-95	Handler, Phil	1944	Perles, George	1972-81
Archer, Mike	1996-02	Harrison, Bob	1992-93	Perry, Darren	2003-06
Arians, Bruce	2004-11	Haslett, Jim	1997-99	Perry, Lowell	1957
Bach, Joe	1935-36	Hayes, Jay	1999-01	Plasman, Dick	1958-61
Ball, Herman	1955	Hefferle, Ernie	1965	Porter, Joey	2004-18
Bicknell, Jr., Jack	2013	Heinrich, Don	1966-68	Radakovich, Dan	1971, 74-77
Blackledge, Ron	1982-91	Henry, Jack	1990-91	Ramsey, Buster	1962-64
Bradley, Tom	2018	Hoak, Dick	1972-06	Reese, Cad	1934-36
Bratkowski, Bob	1999-00	Hodgson, Pat	1992-95	Riecke, Lou	1970-79
Brazil, Dave	1989-91	Horton, Ray	2004-10	Robinson, Willy	2001-03
Bridgers, John	1969	Hughes, Jed	1984-88	Ronzani, Gene	1954
Butler, Jack	1961-63	Hunter, Hal	1985-88	Rooker, Harvey	1948
Butler, Keith	2003-18	Jackson, Kenny	2001-03	Rooney, Daniel Martin	2015-2017
Capers, Dom	1992-94	Jones, Amos	2007-12	Rooney, JP	1934-35
Carson, Bud	1972-77	Jones, Edgar	1953	Rust, Rod	1989
Cherundolo, Charles	1948-57, 61	Keane, Tom	1965	Sarrett, Shaun	2012-18
Clements, Tom	2001-03	Kiesling, Walt	1938-39, 41, 49-54, 57-61	Saxon, James	2014-18
Coley, Max	1969-71	Kolb, Jon	1982-91	Sherman, Ray	1998
Craft, Russ	1956	Kugler, Sean	2010-12	Skladany, Joseph	1947
Culley, David	1996-98	Kuharich, Joe	1946	Skoric, Nick	1955-57
Daniel, James	2004-18	Lake, Camell	2011-17	Smith, Danny	2013-18
Davis, Robert	1951	Layne, Bobby	1964-65	Snyder, Bob	1955
DePasqua, Carl	1968	LeBeau, Dick	1992-96, 04-14	Sortet, Wilbur	1940
DiMancheff, Boris	1958-59	Leonard, Jim	1942	Souchak, Frank	1946
Dorais, Gus	1952	Lewis, Art	1960-61	Spencer, Kevin	2002-06
Doran, Jim	1964-65	Lewis, Marvin	1992-95	Spezzaferro, John	1976
Dotsch, Rollie	1978-81	Lewis, Tim	1995-03	Stautner, Ernie	1963-64
Drake, Darryl	2018	Ligashesky, Bob	2007-09	Stephenson, Kent	1992-00
Dudley, Bill	1956	Mann, Richard	2013-17	Stewart, Blaine	2018
Dunbar, Karl	2018	Martin, Denzel	2018	Stewart, George	1989-91
Dungy, Tony	1981-88	McGraw, Thurman	1958-61	Stilley, Ken	1959-63
Eatman, Irv	2000	Meyer, Steve	2015-17	Sumner, Charley	1969-72
Erhardt, Ron	1992-95	McLaughlin, Leon	1966-68	Symmes, Matt	2018
Evans, Walt	1982-88	McNally, Johnny "Blood"	1936	Taylor, Hugh	1966-68
Everest, Al	2010-12	McPeak, Bill	1956-58	Taylor, Lionel	1970-76
Fichtner, Randy	2007-18	Meyers, Bill	1984	Torgeson, LaVerne	1962-68
Fitzgerald, Dennis	1982-88	Michelosen, John	1946-47	Uram, Paul	1972-81
Fletcher, Tom	1966-68	Mitchell, John	1994-18	Valesente, Bob	1990-91
Fox, John	1989-91	Montgomery, Scottie	2010-12	Walker, Dick	1978-81
Fry, Bob	1969-73	Moore, Tom	1977-89	Wallis, Will	1962-63
Furness, Steve	1992-93	Mularkey, Mike	1996-03	Walton, Frank	1947
Gailey, Chan	1994-97	Munchak, Mike	2014-18	Walton, Joe	1990-91
Gilbride, Kevin	1999-00	Neale, Greasy	1943	Whipple, Mark	2004-06
Gilmer, Harry	1957-60	Nixon, Mike	1961-65	Whisenhunt, Ken	2001-06
Greene, Joe	1987-91	Olisavsky, Jerry	2010-18	Widenhofer, Woody	1973-83
Grimm, Russ	2001-06	Ormiston, Ken	1948-50	Wilson, Kirby	2007-13
Guy, John	1992-93	Painter, Dwain	1988-91	Wray, Lud	1945
Hackett, Walter	1969-70	Parilli, Babe	1971-73	Zierlein, Larry	2007-09
				Zook, Ron	1996-1998

• Kiesling and Neale were co-head coaches of Phil-Pitt in 1943 ○ Kiesling and Handler were co-head coaches of Card-Pitt in 1944 Current coaches in bold

Steelers All-Time Jersey Numbers

00 Johnny Clement (46-48)

0 Jack Collins (62)
Johnny Clement (46-48)

1 Anthony Wright (99), Gary Anderson (82-94), Dave Trout (81), Merlyn Condit (40), Warren Heller (36), ___Zeher (35)

2 Mike Vick (15), Dennis Dixon (08-09), Brian St. Pierre (03-04, 06-07), Todd Peterson (02), Matt George (98), Jon Staggers (70-72), Bill Lajousky (36), Sigurd Sandberg (35)

3 Landry Jones (13-17), Brian Hoyer (12), Jeff Reed (02-10), Kris Brown (99-01), Rohn Stark (95), Mark Royals (92-94), Andy Tomasic (42), Bill Dudley (42), Thomas Thompson (40), Maurice Bray (35)

4 Jordan Berry (15-17), Byron Leftwich (08, 10-12), Tyler Palko (09), Josh Miller (96-03), Dan Stryzinski (90-91), Andy Tomasic (42), Frank Bykowski (40), Mel Pittman (35)

5 Bruce Gradkowski (13-15), Paul Ernster (08), David Trout (87r), Craig Colquitt (78-81, 83-84), Terry Hanratty (69-76), John Binotto (42), Henry Bruder (40), George Rado (36), Gene Augustferner (35)

6 Shaun Suisham (10-15), Bubby Brister (86-92), Jim Elliott (67), Chester Johnson (40), Thomas Cosgrove (35)

7 Ben Roethlisberger (04-17), Pete Gonzalez (98-99), Reggie Collier (87r), Jack Kemp (57), John Lyle (56), James Finks (51-52, 54-55), Leroy Zimmerman (43), Reggie Coldagelli (40), Joseph Reznichak (35)

8 Josh Scobee (15), Tommy Maddox (01-05), Everett Fisher (40), Joseph Yurcic (40), Albert DeLuca (35)



» Ben Roethlisberger

9 Chris Boswell (15-17), Brad Wing (14), Drew Butler (12), Daniel Sepulveda (07-11), Norm Johnson (95-98), Matt Bahr (79-80), Dick Brown (69), John Foruria (67-68), George Kiick (40), Chas Bush (35)

10 Martavis Bryant (14-15, 17), Mat McBriar (13), Dennis Dixon (10-11), Santonio Holmes (06-09), Kordell Stewart (95-02), John Bruno (87r), Scott Campbell (84-86), Roy Gerela (71-78), Kent Nix (67-69), Ron Smith (66), Rudy Bukich (60-61), Dan Nolan (59), Earl Morrall (57-58), Alex Sherman (43), Russell Cotton (42), Boyd Brumbaugh (40), Byron (Whizzer) White (38), Dom Cara (37), Wayne Sandefur (36), Stan Olejniczak (35), Marv Ellstrom (35)

11 Justin Hunter (17), Markus Wheaton (13-16), Stefan Logan (09), Quincy Morgan (05), Kent Graham (00), Mike Quinn (97), Rick Strom (89-93), Jeff Quinn (82), Gene Mingo (69), Rich Badar (67), Ron Meyer (65), Howard Hartley (49-51), Norm Mosley (48), Curtis Sandig (42), John Schmidt (40), John Yurchey (40), Mike Basrak (37), Maurice Bray (36), John Valenti (35), ___ Van Horn (35)

12 Terry Bradshaw (70-83), Terry Nofsinger (63-64), Jack Scarbath (56-57), Vic Eaton (55), Stan Zajdel (51), Nick Skorich (48), Dick Riffle (42), Morgan Tiller (42), William Patterson (40), Bill Davidson (37), Henry Weisenbaugh (35), Alex Rado (35)

13 Jacoby Jones (15), Dri Archer (14-15), Jeremy Kapinos (10-11), Bill Mackrides (54), Lee Mulleneaux (36), Raymond Redding (35), Earl Harbes (35)

14 Sammie Coates (15-16), Derek Moyer (13), Limas Sweed (08-09), Tom Rouen (02), Shane Edge (96), Neil O'Donnell (90-95), Todd Blackledge (88-89), Alan Watson (70), Bill Shockley (68), Bill Nelsen (63-67), Vic Eaton (54), Ed Kissell (52-54), Lynn Chandnois (51), Ernest Bonelli (46), Joseph Maras (40), George Kase (36-37), George Nicksich (35), John Gildea (35)

15 Demarcus Ayers (16) Justin Brown (14), Willie Reid (06-07), Bobby Shaw (98), Steve Bono (87-88), Mike Kruczek (76-79), George Izo (65), Ed Brown (62-64), Ted Laux (43), Vernon Martin (42), John Blood McNally (37), Vic Vidoni (35), Warren Heller (35)

Steelers All-Time Jersey Numbers

16 Tyler Murphy (15), Lance Moore (14), Charlie Batch (02-12), Jim Miller (94-96), Mark Malone (80-87), Neil Graff (76-77), Dock Mosley (69), Ken Hebert (68), Tommy Wade (64-65), John Green (60), Len Dawson (57-59), Dave Androzjewski (56), Gonzales Morales (47-48), Allan Donelli (42), Carroll Raborn (36-37), Clarence Janecek (35), Ben Ciccone (35)

17 Eli Rogers (16-17) Shayne Graham (13), Mike Wallace (09-12), Mitch Berger (08), Chris Gardocki (04-06), Tee Martin (00-01), Curtis Marsh (97), John Goodson (82), Joe Gilliam (72-75), Dick Shiner (68-69), Ted Marchibroda (55), Paul Held (54), Maurice Duncan (54), Gary Kerkorian (52), Joe Glamp (47-49), Joe Hogue (42), Armand Nicolai (35-37, 40), Bob Hall (35)

18 Zach Mettenberger (16) David Gilreath (12), Walter Young (06), Mike Tomczak (93-99), Harry Newsome (85-89), Cliff Stoudt (77-83), Terry Nofsinger (61-62), Jack Stephans (59), Jack Kemp (57-58), Ted Marchibroda (55-57), Pat Brady (54), Chuck Ortmann (52), Alex Lukachik (42), Frank Sullivan (40), Max Fiske (37), Loran Ribble (35), George Rado (35)

19 Juju Smith-Schuster (17), Tyler Grisham (09), Andre Coleman (97), David Woodley (84-85), Maury Duncan (56), Pat Stark (56), George Somers (42), Max Fiske (37), Vic Vidoni (36), Alfred Turner (35), Thomas Johnson (35)

»» Juju Smith-Schuster

20 Robert Golden (17), Al-Hajj Shabazz (16), Will Allen (13-15), Baron Batch (12), Bryant McFadden (05-08, 10-11), Keenan Lewis (09), Dewayne Washington (98-03), Erric Pegram (95-96), Dwight Stone (87-94), Ernest French (82), Rocky Bleier (71-80), Paul Marth (64-69), Jack Stanton (61-62), Bill Butler (61), Jack Morris (60), Don Sutherin (59), Jack Call (59), Dick Christy (58-59), Eugene Cichowski (57-58), John Howle (56), Gene Rossi (56), Pat Stark (54), Howard Hartley (52), George Sirochman (42), Elmer Hackney (42), George Rondour (35), Wilbur Sortet (34-37, 40)

21 Joe Haden (17), Robert Golden (12-16), Mewelde Moore (08-11), Ricardo Colclough (04-06), Amos Zereoue (99-03), Bo Orlando (98), Donnell Woolford (97), Deon Figures (93-96), Richard Bell (90), Greg Lee (88), Eric Williams (83-86), Tony Dungy (77-78), Glenn Scolnick (73), Gene Mingo (70), Jim Shorter (69), Jim Bradshaw (64), Karl Karlivacz (61), Lou Levanti (51), Chuck Cherundolo (42, 48), Lou Tomasetti (40), John Vaughan (35)

22 William Gay (07-11, 14-17), Chris Rainey (12), Duce Staley (04-06), Dee Brown (03), Hank Poteat (00-02), Terrance Joseph (98), John L. Williams (94-95), Larry Griffin (87-93), Rick Woods (82-85), Ernie Pough (76), Dick Conn (74), Bobby Layne

(58-62), Richie McCabe (58), Fred Bruney (57), Lowell Lander (56), Jack Zachary (54), Harold Payne (52), Jerry Nuzum (48-49, 51-52), Ralph Wenzel (42), John Klumb (40), Frank Ivy (40), Silvio Zaninelli (35-37)

23 Mike Mitchell (14-17), Felix Jones (13), Keenan Lewis (10-12), Tyrone Carter (04-09), Jason Simmons (98-01), Anthony Daigle (94-95), Sammy Walker (91-92), Tim Tyrrell (89), Spark Clark (87), Chris Brown (83-85), Fred Bohannon (82), Mike Wagner (71-80), Bob Campbell (69), Jim "Cannonball" Butler (65-67), Bill "Red" Mack (61-63), Harold Payne (52), Joe Gasparella (51), Ed Paskey (51), Bill Pavlikowski (51), Armand Nicolai (42), John Berdelli (42), Rocco Pirro (40), John Gildea (36), ___ Oliver (35)

24 Coty Sensabaugh (17), Justin Gilbert (16), Doran Grant (15), Ike Taylor (03-14), Nakkia Codie (00), Chris Oldham (95-99), Tim McKyer (94), Richard Shelton (91-93), Rodney Carter (88-89), Rich Erenberg (84-86), J.T. Thomas (73-81), Kenny Graham (70), Jon Henderson (68-69), Jim Bradshaw (64-65), John Sample (61-62), Bob Luna (59), Clive Bullion (59), Billy Wells (57-58), Dick Hughes (57), Henry Ford (56-57), Richie McCabe (55, 58), Russ Craft (54), Claude Hipps (52), Ed Brett (37), John Turley (36), Victor Saulefy (35)

25 Artie Burns (16-17) Brandon Boykin (15), Brice McCain (14), Ryan Clark (06-13), B.J. Tucker (03), Fred McAfee (95-98), Gary Jones (90-91, 93-94), David Arnold (89), Anthony Tuggle (85-87), Greg Best (83), Marvin Cobb (80), Ray Oldham (78), Ron Shanklin (70-74), Don Shy (67-69), Jerry Simmons (63, 66), Kraig Lofquist (65), Roy Curry (63), David Ames (60), Ray Mathews (52, 54-59), Dick Hendley (51), Jack Butler (50), John Naiota (42), Coley McDonough (40), Vince Sites (36-37), Bill Snyder (35), Ben Smith (34)



Steelers All-Time Jersey Numbers

26 Le'Veon Bell (13-17), Will Allen (10-12) Deshea Townsend (98-09), Rod Woodson (87-96), John Swain (85-86), Scoop Gillespie (84), Preston Pearson (70-74), John Sodaski (69), Rocky Bleier (68), Brady Keys (61-67), Joe Scudero (60), Ron Hall (59-60), Gary Glick (57-59), Lou Baldacci (56), Dewey McConnell (54-55), Art DeCarlo (54), Bill Robinson (52), Bill Holcomb (37), Ed Skoronski (36), Joe Wiehl (35), John Oehler (34)

27 J.J. Wilcox (17), Senquez Golson (16), Jonathan Dwyer (10-13), Joe Burnett (09), Anthony Smith (06-08), Willie Williams (04-05), Brent Alexander (00-03), Travis Davis (99), Willie Williams (93-96), Thomas Everett (88-91), Greg Hawthorne (79-83), Glen Edwards (71-77), Clarence Oliver (69-70), Bill Mack (65), Dick Haley (61-64), Dean Derby (57-61), Ted Wegert (57), Gary Glick (56), Lou Baldacci (56), Tad Weed (55), Jim Brandt (52-54), Fran Rogel (51), George Papach (48-49,51), John Butler (43), Dick Riffe (42), Clarence Thompson (37), Ed McDonald (36), Charles Casper (35), George Kavel (34)

28 Sean Davis (16-17), Cortez Allen (11-15), Crezdon Butler (10), Jovon Johnson (06), Chris Hope (02-05), Ainsley Battles (00), John Jenkins (98), Alvoird Mays (95), Lupe Sanchez (86-88), Robert Williams (84), Alvin Maxson (77-78), Ocie Austin (70-71), Clendon Thomas (62-68), Henry Clement (61-62), Rex Johnston (60), Don Nikles (60), Don Bishop (59), Jim Smith (59), George Volkert (58), Dick Hughes (57), Lou Cimarolli (56), Leon Campbell (55), Ed Kissell (55), Al Brosky (54), Pat Brady (52), Tony Momsen (51), John Gruble (51), Bob Davis (48-49), Theo Doyle (40-42), Sigurd Sandberg (36-37), __ Chase (35)

29 Brian Allen (17), Shamarko Thomas (13-16), Ryan Mundy (09-12), Chidi Iwuoma (02-06), Lance Brown (98-99), Randy Fuller (95-97), Barry Foster (90-94), Cornell Gowdy (87-88), Ron Johnson (77-84), Brent Sexton (77), John Dockery (72-73), Fred Barry (70), Bob Hohn (65-69), Joe Smaltz (60-63), Walt Williamson (59), Lowell Lander (56), Joe Lamas (42), Don Campbell (40), Stu Smith (37), Ben Smith (35)

30 James Conner (17), Jordan Todman (15), DeMarcus Van Dyke (12), Chad Spann (11), Roy Lewis (08), Allen Rossum (07), Chad Scott (97-04), Victor Jones (93), Frank Pollard (83-88), Larry Anderson (78-81), Terry Cole (70), Bill Asbury (66-69), Bob Harrison (64), Tom Tracy (58-63), Ed Sears (58), Stan Zajdel (52), Truett Smith (51), Vince Ragnas (49), Bill Garnaas (48), George Gonda (42), Don Looney (42), Stan Pavkov (40), Joe Cardwell (37), John Karcis (36), Norm Greeney (35)

31 Mike Hilton (17), Ross Cockrell (15-16), Curtis Brown (11-13), Fernando Bryant (08), Mike Logan (01-06), Donnie Shell (74-87), Al Young (72), Carl Crennel (70), Ed Holler (64), C.R. Roberts (59), Larry Krutko (58), Bill Hewitt (43), Bob Masters (43), Tony Bova (42)

32 Franco Harris (72-83), Hubie Bryant (70), Ken Liberto (69), Byron McCabe (68), Joe Womack (62-63), Willie Simpson (61), Ted Wianowski (56), Charles Gauer (43), Tom Brown (42), Ben Vaznelis (42), Henry Marker (34)

33 Fitzgerald Toussaint (15-17), Isaac Redman (10-12), Gary Russell (07-08), Russell Stuvaints (03-05), R.J. Bowers (01), Richard Huntley (98-00), Byron "Bam" Morris (94-95), Merrill Hoge (87-93), Harvey Clayton (83-86), Anthony Anderson (79), John Fuqua (70-76), Walt Mitchell (69), Theron Sapp (63-65), Dick Young (58), Fran Rogel (54-57), Jerry Shipkey (51-52), George Murphy (51), Charles Seabright (48-49), Stephen Sader (43), Allan Donelli (42), Walter Lamas (42), Walter Strosser (42), George Piatukis (40), John Gildea (37), Joe Malkovich (35), Silvio Zaninelli (34)



Steelers All-Time Jersey Numbers



»» Jerome Bettis

34 Cameron Sutton (17), DeAngelo Williams (15-16), Ben Tate (14), LaRod Stephens-Howling (13), Rashard Mendenhall (08-12), Verron Haynes (02-07), Tim Lester (95-98), Leroy Thompson (91-93), Walter Abercrombie (82-87), Andy Russell (66-76), Bob Soleau (64), Bob Simms (62), Charles Scales (60-61), Leo Elter (58-59), Lem Harkey (55), Paul Cameron (54), Fran Rogel (52), Hubbard Law (42), Warren Heller (34)

35 Ross Ventrone (14-15), Josh Victorian (12), Baron Batch (11), Trae Williams (09), Corey Ivy (09), Dan Kreider (00-07), Carlos King (98), Fred McAfee (94), Delton Hall (87-91), Ray Williams (87r), Jack Deloplaine (76-79), Steve Davis (72-74), Booth Lusteg (68), Tom Watkins (68), John Henry Johnson (60-65), Rudy Hayes (59), Paul Younger (58), Dick Young (57), Charles Shepard (56), Sam Pino (56), Tom Calvin (52, 54-55), Joe Geri (49-51), Bill Dudley (42), John Schiehl (42), Walt Kiesling (37), Ed Karp (36), John Blood McNally (34)

36 Jerome Bettis (96-05), Fred Foggie (94), David Hughes (86), Todd Spencer (84-85), Guy Ruff (82), Wentford Gaines (77), Dave Brown (75), Jim Brumfield (71), Don McCall (69), Charlie Blvins (67), Clarence Peaks (64-65), Andy Russell (64), Wilbert Scott (61), Rudy Hayes (60, 62), Marion Motley (55), Don Samuel (49-50), John Woudenberg (40, 42), Ed Karp (36-37, 40), Basilio Marchi (34)

37 Mike Hilton (17), Jordan Dangerfield (16) Justin King (12), Anthony Madison (06-11), Ainsley Battles (04), Carnell Lake (89-98), Kelvin Middleton (87r), Donnie Elder (86), Frank Wilson (82), Laverne Smith (77), Bill Cahill (73), Charles Beatty (69-70, 72), Bob Morgan (67), Bob Smith (66), Ken Kirk (62), Mike Henry (60-61), Bo Dickinson (59), Dale Atkinson (57-58), Marion Motley (55), Burrell Shields (54), Jack Wagner (54), Jack Spinks (52), Joe Hollingsworth (51), Henry Minarik (51), Bill McPeak (49), Ernest Steele (43), Clure Mosher (42), Mose Kelsch (34).

38 Stevan Ridley (17), John Clay (11), Carey Davis (07-09), Jon Witman (96-01), Tim Worley (89-91, 93), Rock Richmond (87r), Elton Veals (84), Sidney Thornton (77-81), Ed Bradley (72-75), Earl Gros (67-69), Mike Lind (65-66), Frank Pastin (42), John Love (34)

39 Terrell Watson (17), B.W. Webb (14), Isaiah Green (13), Willie Parker (04-09), Erik Totten (02), Darren Perry (92-98), Rick Moser (79-82), Sidney Thornton (78), Bobby Walden (68-77), Larry Krutko (58-61), Allan Cann (58), Sid Watson (55-57), Leo Elter (54), Ed Modzelewski (52), David Bernard (42), George Dobash (42), John Perko (37, 40), Max Fiske (36), Armand Niccolai (34)

40 Josh Harris (14), Marshall McFadden (12), Patrick Cobbs (06), Myron Bell (94-97, 01), Stan Smagala (92), Richard Shelton (90), Eric Wilkerson (89), Dan Reeder (86-87), Anthony Corley (84), Randy Reutershan (78), Preston Carpenter (60-63), Russ Craft (54), George Hughes (51), Mike Rodak (42), Carl Nery (40), Hayden Mayhew (37), Rudy Tesser (34-35)

41 Antwon Blake (13-15), Grant Mason (07), Andre Lott (06), Lee Flowers (95-02), Solomon Wilcots (92), Kevin Smith (91), Chris Sheffield (86-87), Sam Washington (82-85), Tom Moriarty (80), Nat Terry (78), Dennis Meyer (72-73), Larry Elkins (69), Bernie Wyatt (62), Earl Girard (57-58), Fred Bruney (56), Lowell Perry (56), Dick Doyle (55), Johnny Lattner (54), Tony Bova (42)

Steelers All-Time Jersey Numbers

42 DaMon Cromartie-Smith (11-12), John Kuhn (06), Myron Bell (00), Randy Cuthbert (93), Warren Williams (88-92), Dave Edwards (85-87), Anthony Washington (81-82), Dick Hoak (61-70), Lowe Wren (60), Dick Alban (56-59), Jim Hill (55), Jack Collins (52), Pat Brady (52), Joe Hollingsworth (49-51), Harry Sweesy (51), Ray Evans (48), Walter Kichefski (42), Samuel Boyd (40)

43 Troy Polamalu (03-14), George Jones (97), Steve Avery (94-95), Shawn Vincent (91), Ray Wallace (89), Earnest Jackson (87-88), Tim Harris (83), Frank Lewis (71-77), Erwin Williams (69), Glen Glass (63), Overton Curtis (61), Tom Barnett (59-60), Fay Mitchell (58), William Bowman (57), Jim Hill (55), Jack Hinkle (43)

44 Tyler Matakevich (16-17), Isaiah Pead (15), Jamaal Westerman (13), Frank Summers (09-10), Najeh Davenport (06-08), Terry Richardson (96), D.J. Johnson (89-93), Rodney Carter (87), Henry Odom (83), Frank Pollard (80-82), Mike Collier (75-76), Lee Calland (69-72), Bob Wade (68), Bill Daniels (61-66), Bert Rechichar (60), Art Davis (58), Earl Girard (57), Vic Pollock (52), Ray Mathews (51), Dick Hensley (51), Tony Compagno (48), John Sanderson (42), Stu Smith (40), Carl Littlefield (41), Bill Breedon (37), Forrest Douds (34-35)

»» Troy Polamalu



45 Roosevelt Nix (15-17), Leonard Pope (12), Chris Fuamatu-Ma'a'afala (98-02), Chuck Sanders (86-87), Russell Davis (80-83), Jim Allen (74-77), John Nice (69), Dick Compton (67-68), Ralph Felton (58), Brad Myers (57), Art Davis (56), Paul Cameron (54), Bob Cifers (47-48), Walter Kichefski (40, 42), Norm Greeney (34)

46 Will Johnson (12-15), Arnold Harrison (05), Dante Brown (03), Troy Sadowski (97-98), Reggie Harrison (74-77), Warren Bankston (69-73), Chet Anderson (67), Frank Lambert (65-66), Phil King (64), Bob Ferguson (62-63), Bob Coronado (61), Fred Williamson (60-61), Charley Tolar (59), Billy Reynolds (58), Bill Walsh (49-51), Ed Ryan (48), Arthur Albrecht (42)

47 Ron Stanley (06), Scott Shields (99-00), Bruce Jones (87r), Cameron Riley (87), Steve Morse (85), Mel Blount (70-83), Marv Woodson (64-69), Jackie Simpson (61-62), Dick Moegle (60), Izzy Weinstock (37), Ed Matesic (36)

48 Bud Dupree (15-17), Matt Cushing (00-04), A.J. Ofofiele (95), David Little (81), John Rowser (70-73), Gary Ballman (62), Leroy Reed (58), Lionel Reed (56), Joe Gasparella (48, 51), Eberle Schultz (42), Jesse Quatse (34)

49 Sean McHugh (08-09), Barron Miles (95), Dwayne Woodruff (79-90), Ralph Anderson (71-72), John Sodaski (70), Lou Harris (68-69), Amos Bullock (66), Bob Sherman (64-65), Ronnie Hall (59), William Bowman (57), Lynn Chandnois (52, 54-56), Charles Ortman (51), Jerry Shipkey (48-49), Bob Thurban (43)

50 Ryan Shazier (14-17), Larry Foote (02-08, 10-13), Rocky Boiman (09), Earl Holmes (96-01), Reggie Barnes (93), David Little (80-92), Darryl Knox (87r), Tom Graves (79), Jim Clack (69-77), Bill Saul (64, 66-68), John Reger (55-63), Stan Sheriff (54), Melvin Fulwyler (54), George Tarasovic (52), Al Wukits (43), Harold Hinte (42), Nick Studen (42), John Noppenburg (40)

51 Steven Johnson (16-17), Sean Spence (12-15, 17), James Farrior (02-11), Mike Jones (01), Carlos Emmons (96-99), Ed Robinson (94), Chuck Lanza (88-89), Paul Oswald (87), John Lott (87r), Dan Turk (85-86), Loren Toews (73-83), Bob Maples (71), Jim Powell (66), Ken Henson (65), Buzz Nutter (61-64)

52 Mike Webster (74-89), Jim O'Shea (71), Sid Williamson (69), Mike Connelly (68), Gene Breen (65), Jack Klotz (59), George Tarasovic (57-58), Charles Lattimer (54), Ray Graves (43)

53 Maurkice Pouncey (10-17), Bruce Davis (08), Clark Haggans (00-07), Steven Conley (96-98), Bryan Hinkle (81-93), Dennis Winston (77-81), Greg Blankenship (76), Ray Pinney (76), Henry Davis (70-73), John Campbell (65-69), Ken Kirk (62), George Tarasovic (56), Theo Grabinski (40), Byron Haines (37)

Steelers All-Time Jersey Numbers


54 L.J. Fort (15-17), Chris Carter (11-13), Andre Frazier (07-09), Rian Wallace (05-06), Mike Schneck (99-04), Donta Jones (95-98), Hardy Nickerson (87-92), Fred Small (85), Craig Bingham (82-84, 87r), Zack Valentine (79-81), Dave LaCrosse (77), Marv Kellum (74-76), Doug Fisher (69-70), Max Messner (64-65), Val Jansante (46-51)

55 Arthur Moats (14-17), Stevenson Sylvester (10-13), Patrick Bailey (08-09), Marquis Cooper (07), Joey Porter (99-06), Jerry Olsavsky (90-97), Darin Jordan (88), Ken Woodard (87), Dennis Winston (85-86), Rick Donnalley (82-83), Jon Kolb (69-81), Pat Killorin (66), Dan James (60), Buck Grover (59), John Cenci (56), Lou Tepe (55), Tony Momsen (51), Charles Mehelich (46-51), Milt Simington (42)

56 Anthony Chickillo (15-17), Jordan Zumwalt (14), LaMarr Woodley (07-13), Chukky Okobi (01-06), Mike Vrabel (98-00), Patrick Scott (95-96), Rico Mack (93-94), Rob McGovern (91), Tyronne Stowe (87), Robin Cole (77-87), Ray Mansfield (68-76), Bob Rowley (63), George Tarasovic (56), Marvin Matuszak (55), Fred Broussard (55), Bill Walsh (51-52, 54), Bob Balog (49-50, 51)

57 Kameron Canaday (17), Terence Garvin (13-15), Adrian Robinson (12), Mortty Ivy (11), Keyaron Fox (08-10), Clint Kriewaldt (03-07), John Fiala (98-02), Eric Ravotti (94-96), Jerrol Williams (90-92), Mike Merriweather (82-87), Sam Davis (67-79), Art Hunter (65), Ed Beatty (57-61), Jim Taylor (56-57), Dick Flanagan (54-55), Frank Sinkovitz (47-52)

58 Jack Lambert (74-84), Chuck Allen (70-71), Ed Pine (65), Gail Clark (63), Roger Pillath (60)



»» Jack Lambert

59 Todd Seabaugh (84), Jack Ham (71-82), Ray May (67-69), Lou Levanti (51-52), Paul O'Brien (51)

60 Greg Warren (05-16), Oliver Ross (00), Anthony Brown (99), Mark Rodenhauser (98), Kendall Gammon (92-95), Brian Blankenship (87-91), Randy Rasmussen (86), Ben McGee (64-72), Rudy Hayes (61), Don Rohrer (60), Dale Dodrill (51-52, 54-59), Paul Salata (51), Leo Nobile (48-49), Ed Michaels (43)

61 Fernando Velasco (13), Chris Scott (10), Jared Retkofsky (08-09), Sean Mahan (07), Jeff Smith (02), Tom Myslinski (00), Greg Black (95), Tim Simpson (94), Dean Caliguire (91), Charlie Dickey (87r), Blake Wingle (83-85), Tyrone McGriff (80-82), Brian Stenger

(69-73), Jerry Mazzanti (67), Eli Strand (66), Fran Mallick (65), Riley Gunnels (65), Ed Meyer (60), Ted Karras (58-59), Marv McFadden (56), Marv Matuszak (55), Lou Tepe (54-55), Dick Miller (52), Gordon Paschka (43)

62 Johnny Maxey (16) Daniel McCullers (14-15), Eric Olsen (13), John Malecki (12), Justin Hartwig (08-09), Marvin Philip (06), Roger Duffy (98-01), Tom Myslinski (96-97), Todd Kalis (94), Tunch Ilkin (80-92), Jim Wolf (74-75), Ralph Welzel (66-71), Mike Sandusky (57-65), Art Michalik (55-57), Pete Ladygo (54), Dick Tomlinson (51-52), Steve Suhey (48-49)

Steelers *All-Time Jersey Numbers*

63 Dermontti Dawson (88-00), Robert Washington (87), Pete Rostovsky (84-86), Thom Dornbrook (79), Ernie Holmes (72-77), Rod Breedlove (65-67), Art Anderson (63), Pete Perrault (62), Jim Palmer (61), John Perkins (59), Bob Dougherty (58), George Tarasovic (56), Hal Hunter (56), Al Maier (55), Bill Pearman (54), Darrell Hogan (49,51-52), Dick Mace (51)

64 Doug Legursky (15), Doug Legursky (09-12), Jeff Hartings (01-06), Kenny Davidson (90-93), Jerry Reese (88), Alan Huff (87r), Edmund Nelson (82-87), Steve Furness (72-80), Chuck Hinton (64-71), John Kapele (60-62), Bill Krisher (58-59), Bill Priatko (57), Bill Michael (57), Marv Matuszak (56-57), Don Penza (56), Don Earley (56), Joe Tyrell (55), Rudy Andabaker (52-54), Bryant Meeks (47-48), Clark Goff (40), John Karcis (37)

65 Jerald Hawkins (16-17), Al Woods (11-13), Kraig Urbik (09), Jeremy Parquet (07-08), Rich Tyiski (00-01), Alan Faneca (98-99), John Jackson (88-97), Jim Boyle (87), Ray Pinney (85-87), Tom Beasley (78-83), Lloyd Voss (66-71), Bob Nichols (65), Tom Bettis (62), John Nisby (57-61), Bob O'Neil (57), Ralph Jecha (56), Wayne Edmonds (56), George Hughes (51-52, 54-55), Louis Allen (51), John Mastrangelo (48)

66 David DeCastro (12-17), Tony Hills (08-10), Alan Faneca (98-07), Jim Sweeney (96-99), Tom Newberry (95), Siulagi Palelei (94), Donald Evans (90-93), Mark Behning (86), Ted Petersen (77-83), Bruce Van Dyke (67-73), Myron Pottios (61-63, 65), Dick Campbell (58-60), Aubrey Rozelle (57), Gerald Leahy (57), George Kennard (57), Marv Matuszak (56), John Schweder (54-55), Pete Ladygo (52), Don Samuel (49,51)

67 B.J. Finney (16-17) Wesley Johnson (14), Levi Brown (13), Kimo von Oelhoffen (00-05), Shar Pourdanesh (99), James Stephens (96-98), Duval Love (92-94), Mike Hinnant (89), Gary Dunn (76, 78-87), Craig Hanneman (72-73), Clarence Washington (69-70), Dick Capp (68), Bob Schmitz (61-64, 66), Earl Butler (60), Claude Billingsley (59), John Nisby (57), Ralph Freeman (57), Jerry Jacobs (56), Nick Feher (55), George Oneskey (55), Truett Smith (52), Enio Conti (43)

68 Ryan Harris (16) Kelvin Beachum (12-15), Chris Kemoeatu (05-11), Keydrick Vincent (01-04), Shar Pourdanesh (00), Brenden Stai (95-99), Lonnie Palelei (93), Mike Withycombe (91), Lorenzo Freeman (87-90), Jeff Lucas (87), L.C. Greenwood (69-81), Mike Magac (65-66), Ron Stehower (60-64), Mike Henry (59), Bob Dougherty (58), Ed Beatty (57), Frank Palmisano (54), John Schweder (51-52), Alex Aurilio (51), Floyd Simpson (51)

69 Brian Mihalik (16) Brian Arnfelt (13), Hebron Fangupo (12), Jamon Meredith (11), Steve McLendon (10), Jason Capizzi (07-08), Ariel Solomon (91-95), Ben Thomas (88), David Opfar (87), Gabe Rivera (83), Fred Anderson (78), Jerry Hillebrand (68-70), Buck Grover (60), Bob Stark (59), Mike Iannucci (56)

70 Ernie Stautner (51-63), Darwin Horn (51)

71 Matt Feiler (17), Clifton Geathers (14), David Snow (13), Chris Scott (11), Flozell Adams (10), Scott Paxson (08), Todd Fordham (03), Larry Tharpe (00), Orpheus Roye (96-99), Dan Fike (93), Tom Ricketts (89-91), Ted Petersen (87r), Emil Boures (83-84), Gordon Gravelle (72-76), Dick Arndt (67-70), Charles Bradshaw (61-66), Ken Longenecker (61), Joe Lewis (58-60), John Coyne (56), Frank Kilroy (43)

72 Cody Wallace (13-16), Jonathan Scott (10-11), Darnell Stapleton (07-09), Barrett Brooks (03-05), Wayne Gandy (99-02), Bernard Dafney (96), Leon Searcy (92-95), Buddy Aydelette (87), Ray Snell (84-85), Gerry Mullins (71-79), Joe Greene (69), Fran O'Brien (66-68), Ray Lemek (62-65), Dick Klein (61), Byron Beams (59-60), John Simerson (59), Darrell Dess (58), Bill Schmitt (58), Willie Lee (57), Sid Fournet (57), Bob Gaona (54-57), Earl Murray (52), Alex Smail (52), Paul Lea (51), Dale Dodrill (51), Red Moore (47-49), Ted Doyle (43)



»» David DeCastro

Steelers *All-Time Jersey Numbers*

73 Ramon Foster (09-17), Kendall Simmons (02-08), Chris Combs (00-01), Justin Strzelczyk (90-99), Craig Wolfley (80-89), Rick Druschel (74-75), Rick Sharp (70-71), Ernie Ruple (68-69), Ray Mansfield (63-67), Frank Atkinson (63), John Baker (62), George Balthazar (61), Will Renfro (60), Ray Fisher (59), Fran Holohan (56), Carl Holben (54), Joseph Fagan (54), Frank Letteri (52), Louis Allen (51-52), Darrell Hogan (51), Bill Cregar (48)

74 Chris Hubbard (14-17), Willie Colon (06-12), Jim Jones (04), Chris Sullivan (00), Nolan Harrison (97-99), Terry Long (84-91), Mark Kirchner (83), Ray Pinney (76-82), Dave Reavis (74-75), Tom Keating (73), John Brown (67-71), Riley Gunnels (65-66), Urban Henry (64), Lou Cordileone (62-63), John Kenerson (62), George Strugar (62), George Denko (61), Frank Varrichione (55-60), John Lapsley (54), Pete Ladygo (52)

75 Joe Greene (69-81), Ken Kortas (65-69), Joe Krupa (56-64), Nick Bolkovac (54), Dick Fugler (52), Jack Gearding (52), George Hays (51), John Schweder (51), Jack Wiley (48-49)

76 Mike Adams (12-15), Chris Hoke (01-11), Kevin Henry (93-00), Rollin Putzier (88), Jerry Quick (87), Glen Howe (85), John Banaszak (75-81), Glen Ray Hines (73), Burt Askson (71), Mike Haggerty (67, 69-70), Gene Lipscomb (61-62), Ken Longenecker (60), George Belotti (59), Bill McClung (55-58), Pete Ladygo (54-55), Don Tasotti (54), Doug Conaway (52), Tom Brown (42)

77 Marcus Gilbert (11-17), Dorian Brooks (10), Sunny Harris (09), Marvel Smith (00-08), Kris Farris (99), Will Wolford (96-98), Carlton Haselrig (90-93), Jim Boyle (87-88), Mark Smith (87r), Steve August (84), Steve Courson (78-83), Charlie Davis (74-75), Mel Holmes (71-73), Mike Taylor (68-69), Dan James (61-66), Billy Ray Smith (58-60), Tom O'Brien (58), Gus Cifelli (54), Tom Palmer (54-55), John Schweder (52), Walter Sztot (52), Ray Mathews (51), Bob Gage (49-50), Paul Davis (48)

78 Alejandro Villanueva (15-17), Guy Whipper (13), Max Starks (04-12), Mathias Nkwenti (01-03), Chris Conrad (98-99), Taase Faumui (94-95), Garry Howe (92), Tim Johnson (87-89), Mark Catano (84-85), Dwight White (71-80), Frank Parker (68-69), John Baker (63-67), Dick Loncar (60), Dave Liddick (57), John Muldowney (56), Lou Ferry (52, 54-55), George Nicksich (52), Carl Samuelson (51), Nick DeRosa (51)

79 Javon Hargrave (16-17), Byron Stingily (15-16), Trai Essex (05-11), Oliver Ross (01-04), Paul Wiggins (97), James Parrish (95), John Rienstra (86-90), Larry Brown (77-84), Larry Gagner (66-69), Lou Michaels (61-63), John Scott (60), Riley Gunnels (59), John Simerson (58), Tom Gulan (57), Dick Murley (56), Jim Emmons (56), Dick Modzelewski (55), Ernie Cheatham (54), Walter Barnes (52), Frank Wydo (47-51), Vic Sears (43)

80 Plaxico Burress (00-04, 12-13), Limas Sweed (10), Cedrick Wilson (05-07), Matt Cushing (99), Jahine Arnold (96-98), Johnnie Barnes (95), Charles Davenport (92-94), Mark Stock (89), Theo Young (87), Russell Hairston (87r), Warren Seitz (86), Frank Pokorny (85), Wayne Capers (83-84), Joe Fowlkes (60), Jack Butler (51-59), George Hays (51)

81 Jesse James (15-17), David Paulson (12-13), Arnaz Battle (10-11), Dallas Baker (08), Sean Morey (04-06), Freddie Milons (03), Marco Battaglia (02), Dan O'Leary (02), Troy Edwards (99-01), Charles Johnson (94-98), Jeff Graham (91-93), Mike Hinnant (88), Lyneal Alston (87), Darrell Nelson (84-85), Paul Skansi (83), Elbie Nickel (48-49, 51-57)

82 David Johnson (16) Michael Palmer (13-14), Jamie McCoy (12), Wesley Saunders (11), Antwaan Randle El (02-05, 10), Bobby Shaw (99-01), Henry Bailey (98), Yancey Thigpen (92-97), Derek Hill (89-90), John Stallworth (74-87), Dave Williams (73), Dennis Hughes (70-71), John Hilton (65-69), Chuck Logan (64), Tom Miner (58), Bob Gunderman (57), Don Fritz (56), Ed Meadows (55), Pat Brady (55), Joe Zombek (44), Ernie Cheatham (54), Bill Pearman (54), George Hays (52), Henry Minarik (51), Bill Long (49-50)

83 Cobi Hamilton (16) Heath Miller (05-15), Chris Doering (03-04), Lenzie Jackson (01-02), Kamil Loud (00), Malcolm Johnson (99-00), David Dunn (98), Andre Coleman (98), Corey Holiday (95-97), Louis Lipps (84-91), Melvin Anderson (87), Willie Sydnor (82), Theo Bell (76-80), Barry Pearson (72-73), Don Alley (69), Mike Clark (64-67), John Brown (61), Buddy Dial (59), Dick Lucas (59), Ed Bernet (58), John Nisby (57), Leo Bigbie (57), Fred Glatz (56), Ed Bernet (55), Dewey Brundage (54), Kirk Hinderlinder (54), Roger Bradford (54)

Steelers All-Time Jersey Numbers



» Antonio Brown

84 Antonio Brown (10-17), Joey Galloway (09), Jerame Tuman (99-07), Harold Bishop (98), Kirk Botkin (96-97), Tracey Greene (95), Walter Rasby (94), Tim Jordan (92-93), Mike Mularkey (89-91), Jeff Markland (88), Danzell Lee (87), Glenn McCombs (86-87), Chris Kolodziejski (84), Randy Grossman (74-80), Chuck Dicus (73), Tony Jeter (66-68), Lee Folkins (65), Buddy Dial (60-63), Gern Nagler (59), R.K. Brown (59), Bill McPeak (51-52, 54-57), Larry Cabrelli (43)

85 Xavier Grimble (16-17) Darrius Heyward-Bey (14), David Johnson (09-13), Nate Washington (05-08), Jay Riemersma (03-04), John Allred (02), Cory Geason (00-01), Mitch Lyons (97-99), Jonathan Hayes (94-96), Craig Keith (93), Russ Campbell (92), Terry O'Shea (89-90), Troy Johnson (88), Calvin Sweeney (80-87), Ernie Pough (76-77), Dave Davis (73), Bob Adams (69-71), Jerry Marion (67), Gary Ballman (63-66), Bob Schnelker (62), Clayton Tave (60), Don Bishop (58-59), Bill Michael (57), Joe O'Malley (55-56), Joe Zombek (54-55), Dick Hensley (52), Val Jansante (51), Fred Smith (51), Tony Bova (43)

86 Hines Ward (98-11), John Farquhar (96), Damon Mays (95), Eric Green (90-94), Preston Gothard (85-88), Ralph Britt (87), Gregg Garrity (83-84), Jim Smith (77-82), Reggie Garrett (74-75), Glenn Scolnick (73), J.R. Wilburn (66-70), John Burrell (62-64), Len Burnett (61), Jimmie Orr (58-60), Jon Evans (58), Perry Richards (57), Bob O'Neil (56-57), Ed Meadows (55), Pat O'Donohue (55), Don Fritz (54), Tom Jelley (51-52), Charles Mehelich (51), Carl Samuelson (49,51)

87 Matt Spaeth (13), Tim Euhus (06), Walter Rasby (04), Mark Bruener (95-03), Craig Keith (94), Adrian Cooper (91-93), Weegie Thompson (84-89), John Rodgers (82-83), Johnny Dirden (81), Jim Mandich (78), Larry Brown (71-76), Roy Jefferson (65-69), Don Larose (64), Glen Glass (62), Harlon Hill (62), John Simko (61), Jack McClairen (55-60), Leo Davis (54)

88 Darrius Heyward-Bey (15-17), Emmanuel Sanders (10-13), Jon Dekker (07-08), Matt Kranchick (04), Terance Mathis (02), Tim Baker (01), Courtney Hawkins (97-00), Andre Hastings (93-96), Mark Didio (92), Chris Calloway (90-91), Jason Johnson (89), Joey Clinkscales (87-88), Jessie Britt (86), John Rodgers (84), Craig Dunaway (83), Lynn Swann (74-82), Dave Smith (70-72), Dick Kotite (68), Steve Smith (66), John Powers (61-65), Bob Schnelker (61), Steve Meilinger (61), Gary Chestang (61), Pete Brewster (59-60), Tom Miner (58-59), Hal Smith (58), John Stock (56), George Sulima (52, 54, 56), George Nicksich (51)

89 Vance McDonald (17), Ladarius Green (16), Matt Spaeth (14-15), Jerricho Cotchery (11-13), Matt Spaeth (07-10), Lee Mays (02-06), Will Blackwell (97-01), Ernie Mills (91-96), Charles Lockett (87-88), Bennie Cunningham (76-85), John McMakin (72-74), Marsh Cropper (67-69), Jim Kelly (64), Bobby Joe Green (60-61), Tom Barnett (59-60), Dick Lasse (58-59), Perry Richards (57), Jack O'Brien (54-57), Pat Smithwick (52), Ernie Stautner (51), Pete Barbolak (49), Tom Miller (43)

Steelers All-Time Jersey Numbers



»» T.J. Watt

90 T.J. Watt (17), Ricardo Mathews (16), Steve McLendon (11-15), Thaddeus Gibson (10), Travis Kirschke (04-09), Erik Flowers (03), Justin Kurpeikis (01-02), Donnel Thompson (00), Reggie Lowe (99), Bill Johnson (95-96), Jeff Zgonina (93-94), Huey Richardson (91-92), Tyronne Stowe (87-90), Steve Apke (87), Bob Kohrs (81-85), George Webster (72-73), Dick Lasse (58), Leon Jamison (58), John Howle (56)

91 Stephon Tuitt (14-17), Nick Williams (13), Brandon Johnson (12), Aaron Smith (99-11), Israel Raybon (96), Kevin Greene (93-95), Craig Veasey (91), Jerrol Williams (89), Gregg Carr (85-88), Dan McBride (56)

92 James Harrison (04-12, 14-17), Hebron Fangupo (13), Jason Gildon (94-03), Elnardo Webster (92), Jerry Olsavsky (89), Michael Minter (87r), Keith Gary (83-88), Larry Aldrich (58), Dom Penza (56)

93 Daniel McCullers (16-17), Cam Thomas (15), Jason Worlds (11-14), Nick Eason (07-10), Rodney Bailey (06), James Harrison (02), Joel Steed (92-99), Keith Willis (81-87, 89-91), John Stock (56)

94 Tyson Alualu (17), Lawrence Timmons (07-16), Chad Brown (93-96, 06), Andre Frazier (05), Rodney Bailey (01-03), Jeremy Staat (98-00), Jeff Brady (91), Albert Williams (87r), Terry Echols (84), Dick Murley (56)

»» Stephon Tuitt

95 Jarvis Jones (13-16), Alameda Ta'amu (12), Corbin Bryant (11), Donovan Woods (08-09), Ryan McBean (07), Richard Siegler (06), Marquis Cooper (06), Alonzo Jackson (03-04), Mike Jones (02), Greg Lloyd (88-97), Jackie Cline (87), Xavier Warren (87), John Goodman (81-85)

96 L.T. Walton (15-17), Cam Thomas (14), Ziggy Hood (09-13), Orpheus Roye (08), Shaun Nua (05), Kendrick Clancy (00-04), Mike Vrabel (97), Brentson Buckner (94-96), Ricky Sutton (93), Jackie Cline (87), Anthony Henton (86, 88)

97 Cameron Heyward (11-17), Jason Worlds (10), Arnold Harrison (06-09), Kendall Bell (01-04), Chad Kelsay (99), Rod Manuel (97-98), Ray Seals (94-96), Aaron Jones (88-92), Joe Williams (87)

98 Vince Williams (14-17), Casey Hampton (01-12), Ernie Brown (99), Oliver Gibson (95-98), Gerald Williams (86-94)

99 Caushaud Lyons (15), Brett Keisel (02-14), Levon Kirkland (92-00), A.J. Jenkins (89-90), Darryl Sims (85-86), Avon Riley (87r), Michael Minter (87)



Steelers All-Time Draft Picks

2018 25th Overall (4 offensive, 3 defensive)

Rd	Player	School	Pk(Overall)
1.	Terrell Edmunds (S)	Virginia Tech	28
2.	James Washington (WR)	Oklahoma State	60
3a.	Mason Rudolph (QB)	Oklahoma State	76
3b.	Chuks Okorafor (OT)	Western Michigan	92
5a.	Marcus Allen (S)	Penn State	148
5b.	Jaylen Samuels (RB)	North Carolina	165
7.	Joshua Frazier (DL)	Alabama	246

2017 25th Overall (4 offensive, 4 defensive)

Rd	Player	School	Pk(Overall)
1.	T.J. Watt (OLB)	Wisconsin	30
2.	Juju Smith-Schuster (WR)	USC	62
3a.	Cameron Sutton (CB)	Tennessee	94
3b.	James Conner (RB)	Pittsburgh	105
4.	Joshua Dobbs (QB)	Tennessee	135
5.	Brian Allen (CB)	Utah	173
6.	Colin Holba (LS)	Louisville	213
7.	Keion Adams (LB)	Western Michigan	248

2016 25th Overall (2 offensive, 5 defensive)

Rd	Player	School	Pk(Overall)
1.	Artie Burns (CB)	Miami (Fla.)	25
2.	Sean Davis (S)	Maryland	58
3.	Javon Hargrave (NT)	S. Carolina State	89
4.	Jerald Hawkins (OT)	LSU	123
6.	Travis Feeney (LB)	Washington	220
		(Compensatory selection)	
7a.	Demarcus Ayers (WR)	Houston	229
7b.	Tyler Matakovich (LB)	Temple	246

2015 15th Overall (2 offensive, 6 defensive)

Rd	Player	School	Pk(Overall)
1.	Bud Dupree (LB)	Kentucky	22
2.	Senqee Golson (CB)	Mississippi	56
3.	Sammie Coates (WR)	Auburn	87
4.	Doran Grant (CB)	Ohio State	121
5.	Jesse James (TE)	Penn State	160
6a.	Leterrius Walton (DE)	Central Michigan	199
6b.	Anthony Chickillo (LB)	Miami	212
		(Compensatory selection)	
7.	Gerod Holliman (S)	Louisville	218

2014 15th Overall (4 offensive, 5 defensive)

Rd	Player	School	Pk(Overall)
1.	Ryan Shazier (LB)	Ohio State	15
2.	Stephon Tuitt (DE)	Notre Dame	46
3.	Dri Archer (WR/RB)	Kent State	97
		(Compensatory selection)	
4.	Martavis Bryant (WR)	Clemson	118
5a.	Shaquille Richardson (CB)	Arizona	157
5b.	Wesley Johnson (OL)	Vanderbilt	173
		(Compensatory selection)	
6a.	Jordan Zumwalt (LB)	UCLA	192
6b.	Daniel McCullers (DL)	Tennessee	215
		(Compensatory selection)	
7.	Rob Blanchflower (TE)	Massachusetts	230

2013 17th Overall (4 offensive, 5 defensive)

Rd	Player	School	Pk(Overall)
1.	Jarvis Jones (LB)	Georgia	17
2.	Le'Veon Bell (RB)	Michigan State	48
3.	Markus Wheaton (WR)	Oregon State	79
4a.	Shamarko Thomas (S)	Syracuse*	111
4b.	Landry Jones (QB)	Oklahoma	115
5.	Terry Hawthorne (CB)	Illinois	150
6a.	Justin Brown (WR)	Oklahoma	186
6b.	Vince Williams (LB)	Florida State	206
		(Compensatory selection)	
7.	Nick Williams (DT)	Samford	223

* Acquired 14th pick in the fourth round (111th overall) via a trade with Cleveland. The Steelers traded their 2014 third-round selection to Cleveland in return.

2012 24th Overall (6 offensive, 3 defensive)

Rd	Player	School	Pk(Overall)
1.	DeCastro, David (OG)	Stanford	24
2.	Adams, Mike (OT)	Ohio State	56
3.	Spence, Sean (LB)	Miami (Fla.)	86
4.	Ta'amu, Alameda (DT)	Washington *	109
5.	Rainey, Chris (RB)	Florida	159
7a.	Clemons, Toney (WR)	Colorado	231
7b.	Paulson, David (TE)	Oregon	240
		(Compensatory selection)	
7c.	Frederick, Terrence (CB)	Texas A&M	246
		(Compensatory selection)	
7d.	Beachum, Kelvin (OG)	SMU	248
		(Compensatory selection)	

* Traded original fourth-round selection (119th overall) and sixth-round selection (193rd overall) to Washington in return for the 109th overall pick

2011 31st Overall (3 offensive, 4 defensive)

Rd	Player	School	Pk(Overall)
1.	Heyward, Cameron (DT)	Ohio State	31
2.	Gilbert, Marcus (OT)	Florida	63
3.	Brown, Curtis (CB)	Texas	95
4.	Allen, Cortez (CB)	The Citadel	128
5.	Carter, Chris (LB)	Fresno State	162
6.	Williams, Keith (OG)	Nebraska	196
7.	Batch, Baron (RB)	Texas Tech	232

2010 18th Overall (5 offensive, 5 defensive)

Rd	Player	School	Pk(Overall)
1.	Pouncey, Maurkice (C)	Florida	18
2.	Worlds, Jason (LB)	Virginia Tech	52
3.	Sanders, Emmanuel (WR)	Southern Methodist	82
4.	Gibson, Thaddeus (DE)	Ohio State	116
5a.	Scott, Chris (OT)	Tennessee	151
5b.	Butler, Crezdon (CB)	Clemson	164
		(Compensatory selection)	
5c.	Sylvestre, Stevenson (LB)	Utah	166
		(Compensatory selection)	
6a.	Dwyer, Jonathan (RB)	Georgia Tech	188
6b.	Brown, Antonio (WR)*	Central Michigan	195
7.	Worthington, Doug (DT)	Ohio State	242
		(Compensatory selection)	

* Acquired the 195th selection and CB Bryant McFadden from Arizona in exchange for the Steelers' 155th overall selection.

** Pittsburgh traded its seventh-round pick (225th overall) to Tampa Bay for QB Byron Leftwich.

Steelers All-Time Draft Picks

2009 32nd Overall (5 offensive, 4 defensive)

Rd	Player	School	Pk(Overall)
1.	Hood, Evander "Ziggy" (DE/DT)	Missouri	32
2.	Choice to Denver		
3a.	Urbik, Kraig (OG)	Wisconsin	79
	(Choice from Denver)		
3b.	Wallace, Mike (WR)	Mississippi	84
	(Choice from Denver)		
3c.	Lewis, Keenan (CB)	Oregon State	96
4.	Choice to Denver		
5a.	Burnett, Joe (CB)	Central Florida	168
5b.	Summers, Frank (RB/FB)	UNLV	169
	(Compensatory selection)		
6.	Harris, Ra'Shon "Sunny" (DT)	Oregon	205
7a.	Shipley, A.Q. (C)	Penn State	226
	(Choice from Tampa Bay)		
7b.	Johnson, David (TE)	Arkansas State	241

2008 23rd Overall (4 offensive, 3 defensive)

Rd	Player	School	Pk(Overall)
1.	Mendenhall, Rashard (RB)	Illinois	23
2.	Sweed, Limas (WR)	Texas	53
3.	Davis, Bruce (LB)	UCLA	88
4.	Hills, Tony (OL)	Texas*	130
5.	Dixon, Dennis (QB)	Oregon	156
6a.	Humpal, Mike (LB)	Iowa	188
6b.	Mundy, Ryan (S)	West Virginia	194
7.	Choice to Atlanta		

* Traded from 123rd to 130th with the N.Y. Giants. Received Giants' 6th round choice

2007 15th Overall (3 offensive, 4 defensive, 1 punter)

Rd	Player	School	Pk(Overall)
1.	Timmons, Lawrence (LB)	Florida State	15
2.	Woodley, LaMarr (LB)	Michigan	46
3.	Spaeth, Matt (TE)	Minnesota	77
4a.	Sepulveda, Daniel (P)	Baylor*	112
4b.	McBean, Ryan (DE)	Oklahoma State	132
	(Compensatory selection)		
5a.	Stephenson, Cameron (OG)	Rutgers	156
5b.	Gay, William (CB)	Louisville	170
	(Compensatory selection)		
6.	Choice to Green Bay		
7.	Baker, Dallas (WR)	Florida	277

* Acquired via a trade with Green Bay for Steelers' 4th and 6th round picks.

2006 32nd Overall (7 offensive, 2 defensive)

Rd	Player	School	Pk(Overall)
1.	Holmes, Antonio (WR)	Ohio State *	25
2.	Choice to Minnesota		
3a.	Smith, Anthony (FS)	Syracuse	83
	(Choice from Minnesota)		
3b.	Reid, Willie (WR)	Florida State	95
	(Choice from Minnesota)		
4a.	Colon, Willie (OT)	Hofstra	131
	(Compensatory selection)		
4b.	Harris, Orien (DE)	Miami (Fla.)	133
	(Compensatory selection)		
5a.	Jacobs, Omar (QB)	Bowling Green	164
5b.	Davis, Charles (TE)	Purdue	167
	(Compensatory selection)		
6.	Philip, Marvin (C)	California	201
7.	Humes, Cedric (RB)	Virginia Tech	240

* Traded up to 25th from 32nd with N.Y. Giants

2005 30th Overall (5 offensive, 3 defensive)

Rd	Player	School	Pk(Overall)
1.	Miller, Heath (TE)	Virginia	30
2.	McFadden, Bryant (CB)	Florida State	62
3.	Essex, Trai (OT)	Northwestern	93
4.	Gibson, Fred (WR)	Georgia	131
5.	Wallace, Rian (LB)	Temple	166
6.	Kemoatu, Chris (OG)	Utah	204
7a.	Nua, Shaun (DE)	Brigham Young	228
	(Choice from Carolina)		
7b.	Herron, Noah (RB)	Northwestern	244

2004 11th Overall (5 offensive, 3 defensive)

Rd	Player	School	Pk(Overall)
1.	Roethlisberger, Ben (QB)	Miami (OH)	11
2.	Colclough, Ricardo (CB)	Tusculum *	38
3.	Starks, Max (OT)	Florida	75
4.	Choice to Indianapolis		
5.	Adibi, Nathaniel (LB)	Virginia Tech	145
6a.	Lacy, Bo (OT)	Arkansas	177
6b.	Kranchick, Matt (TE)	Penn State	194
	(Choice from St. Louis)		
6c.	Caylor, Drew (C/LS)	Stanford	197
	(Choice from New England)		
7.	Taylor, Eric (DE)	Memphis	212

* Traded up to 38th from 44th with Indianapolis

2003 27th Overall (2 offensive, 3 defensive)

Rd	Player	School	Pk(Overall)
1.	Polamalu, Troy (S)	USC *	16
2.	Jackson, Alonzo (LB)	Florida State	59
3.	Choice to Kansas City		
4.	Taylor, Ivan "Ike" (CB)	Louisiana-Lafayette	125
5.	St. Pierre, Brian (QB)	Boston College	163
6.	Choice to Kansas City		
7.	Wall, J.T. (FB)	Georgia	242

* Traded up to 16th from 27th with Kansas City

2002 30th Overall (4 offensive, 4 defensive)

Rd	Player	School	Pk(Overall)
1.	Simmons, Kendall (OG)	Auburn	30
2.	Randle El, Antwaan (WR)	Indiana	62
3.	Hope, Chris (S)	Florida State	94
4.	Foote, Larry (LB)	Michigan	128
5.	Haynes, Verron (FB)	Georgia	166
6.	Mays, Lee (WR)	UTEP	202
7a.	Glover, LaVar (CB)	Cincinnati	212
	(Compensatory selection)		
7b.	Keisel, Brett (DE)	Brigham Young	242

Steelers All-Time Draft Picks

2001 19th Overall (3 offensive, 4 defensive)

Rd	Player	School	Pk(Overall)
1.	Hampton, Casey (DT)	Texas *	19
2.	Bell, Kendrell (LB)	Georgia ** (Choice from New England)	39
3.	Forfeited		
4.	Nkwenti, Mathias (OT)	Temple * (Choice from N.Y. Jets)	111
5.	Okobi, Chukky (C/OG)	Purdue	146
6a.	Bailey, Rodney (DE)	Ohio State * (Choice from N.Y. Jets)	181
6b.	Knight, Roger (LB)	Wisconsin	182
7.	Taylor, Chris (WR)	Texas A&M	218

* Traded from 16th to 19th with N.Y. Jets. Also received Jets' 4th and 6th round choices.

** Traded 50th and 112th picks to New England for their 39th pick.

2000 8th Overall (4 offensive, 5 defensive)

Rd	Player	School	Pk(Overall)
1.	Burruss, Plaxico (WR)	Michigan State	8
2.	Smith, Marvel (DT)	Arizona State	38
3a.	Clancy, Kendrick (DE)	Mississippi	72
3b.	Poteat, Hank (CB)	Pittsburgh (Choice from Oakland)	77
4.	Farmer, Danny (WR)	UCLA	103
5a.	Haggans, Clark (LB)	Colorado State	137
5b.	Martin, Tee (QB)	Tennessee (Compensatory selection)	163
6a.	Combs, Chris (DT)	Duke	173
6b.	Gavadza, Jason (TE)	Kent State (Compensatory selection)	204
7.	Choice to Washington		

1999 13th Overall (5 offensive, 5 defensive, 1 kicker)

Rd	Player	School	Pk(Overall)
1.	Edwards, Troy (WR)	Louisiana Tech	13
2a.	Choice to Minnesota		
2b.	Shields, Scott (S)	Weber State (Choice from Minnesota)	59
3a.	Porter, Joey (LB)	Colorado State (Choice from Washington)	73
3b.	Farris, Kris (T)	UCLA	74
3c.	Zereoue, Amos (RB)	West Virginia (Compensatory selection)	95
4.	Smith, Aaron (DE)	Northern Colorado	109
5a.	Tuman, Jerame (TE)	Michigan (Choice from Indianapolis)	136
5b.	Choice to Oakland		
5c.	Johnson, Malcolm (WR)	Notre Dame (Compensatory selection)	166
6.	Choice to N.Y. Jets		
7a.	Dingle, Antonio (DT)	Virginia (Choice from San Diego)	214
7b.	Kelsay, Chad (LB)	Nebraska	219
7c.	Brown, Kris (K)	Nebraska (Choice from Arizona)	228

1998 26th Overall (5 offensive, 5 defensive)

Rd	Player	School	Pk(Overall)
1.	Faneca, Alan (G)	LSU	26
2a.	Staat, Jeremy (DE)	Arizona State (Choice from Philadelphia)	41
2a.	Choice to N.Y. Jets		
3a.	Conrad, Chris (T)	Fresno State (Choice from San Diego)	66
3b.	Choice to N.Y. Jets		
3c.	Ward, Hines (WR)	Georgia (Compensatory selection)	92
4a.	Townsend, Deshea (CB)	Alabama	117
4b.	King, Carlos (RB)	North Carolina State (Compensatory selection)	123
5a.	Simmons, Jason (CB)	Arizona State	137
5b.	Choice to N.Y. Jets		
6a.	Fuamatu-Ma'afala, Chris (RB)	Utah	178
6b.	Olson, Ryan (LB)	Colorado (Compensatory selection)	186
7a.	Choice to San Francisco		
7b.	Rubio, Angel (DE)	Southeast Missouri State (Compensatory selection)	221

1997 24th Overall (4 offensive, 4 defensive)

Rd	Player	School	Pk(Overall)
1.	Scott, Chad (DB)	Maryland	24
2.	Blackwell, Will (WR)	San Diego State	53
3a.	Wiggins, Paul (T)	Oregon	82
3b.	Vrabel, Mike (DE)	Ohio State (Compensatory selection)	91
4.	Choice to Miami		
5.	Jones, George (RB)	San Diego State	154
6a.	Porter, Daryl (DB)	Boston College	186
6b.	Manuel, Rod (DE)	Oklahoma (Compensatory selection)	199
7.	Adams, Michael (WR)	Texas	223

1996 29th Overall (4 offensive, 5 defensive)

Rd	Player	School	Pk(Overall)
1.	Stephens, Jamain (T)	North Carolina A&T	29
2.	Choice to St. Louis		
3a.	Conley, Steve (LB)	Arkansas (Choice from St. Louis)	72
3b.	Witman, Jon (RB)	Penn State	92
4a.	Holmes, Earl (LB)	Florida A&M	126
4b.	Arnold, Jahine (WR)	Fresno State (Compensatory selection)	132
5.	Raybon, Israel (DE)	North Alabama	163
6a.	Roye, Orpheus (DE)	Florida State	200
6b.	Fischer, Spence (QB)	Duke (Compensatory selection)	203
7.	Emmons, Carlos (LB)	Arkansas State	242

Steelers All-Time Draft Picks

1995 27th Overall (4 offensive, 5 defensive, 1 kicker)

Rd	Player	School	Pk(Overall)
1.	Bruener, Mark (TE)	Washington	27
2.	Stewart, Kordell (QB)	Colorado	60
3.	Stai, Brenden (G)	Nebraska	91
4a.	Gibson, Oliver (DE)	Notre Dame	120
		<i>(Choice from New England)</i>	
4b.	Jones, Donta (LB)	Nebraska	125
5a.	Flowers, Lethon (DB)	Georgia Tech	151
		<i>(Choice from Chicago)</i>	
5b.	Brown, Lance (DB)	Indiana	161
6.	Miles, Barron (DB)	Nebraska	199
7a.	Bailey, Henry (WR)	UNLV	235
7b.	Ford, Cole (K)	USC	247
		<i>(Compensatory selection)</i>	

1994 17th Overall (5 offensive, 5 defensive)

Rd	Player	School	Pk(Overall)
1.	Johnson, Charles (WR)	Colorado	17
2.	Buckner, Brentson (DE)	Clemson	50
3a.	Gildon, Jason (LB)	Oklahoma State	88
		<i>(Choice from Minnesota)</i>	
3b.	Morris, Bam (RB)	Texas Tech	91
4.	Faumui, Ta'ase (DE)	Hawaii	122
5a.	Bell, Myron (DB)	Michigan State	140
		<i>(Choice from Chicago)</i>	
5b.	Brown, Gary (T)	Georgia Tech	148
6a.	Miller, Jim (QB)	Michigan State	178
6b.	Ravotti, Eric (LB)	Penn State	180
		<i>(Choice from Minnesota)</i>	
7.	Abrams, Brice (RB)	Michigan State	209

1993 23rd Overall (4 offensive, 6 defensive)

Rd	Player	School	Pk(Overall)
1.	Figures, Deon (DB)	Colorado	23
2a.	Brown, Chad (LB)	Colorado	44
		<i>(Choice from Indianapolis)</i>	
2b.	<i>Choice to Indianapolis</i>		
3.	Hastings, Andre (WR)	Georgia	76
4.	Henry, Kevin (DE)	Mississippi State	108
5a.	Palelei, Lonnie (G)	UNLV	135
5b.	Woodard, Marc (LB)	Mississippi State	140
		<i>(Choice from Dallas)</i>	
6.	Williams, Willie (DB)	Western Carolina	162
7a.	Zgonina, Jeff (DT)	Purdue	185
		<i>(Choice from Washington)</i>	
7b.	Keith, Craig (TE)	Lenoir-Rhyne	189
8.	Van Pelt, Alex (QB)	Pittsburgh	216

1992 11th Overall (8 offensive, 6 defensive)

Rd	Player	School	Pk(Overall)
1.	Searcy, Leon (T)	Miami (FL)	11
2.	Kirkland, Levon (LB)	Clemson	38
3.	Steed, Joel (NT)	Colorado	67
4.	Davenport, Charles (WR)	North Carolina State	94
5.	Haller, Alan (DB)	Michigan State	123
		<i>Choice to San Francisco</i>	
7a.	Campbell, Russ (TE)	Kansas State	179
7b.	Graham, Scottie (RB)	Ohio State	188
		<i>(Choice from San Francisco)</i>	
8a.	Perry, Darren (DB)	Penn State	203
		<i>(Choice from Green Bay)</i>	
8b.	Ismail, Hesham (G)	Florida	206
8c.	Williams, Nate (DT)	Mississippi State	215
		<i>(Choice from San Francisco)</i>	
9.	Webster, Elnardo (LB)	Rutgers	235
10.	Saunders, Mike (RB)	Iowa	262
11.	Gammon, Kendall (G)	Pittsburg State	291
12.	Benton, Cornelius (QB)	Connecticut	318

1991 15th Overall (7 offensive, 5 defensive)

Rd	Player	School	Pk(Overall)
1.	Richardson, Huey (DE)	Florida	15
2.	Graham, Jeff (WR)	Ohio State	46
3.	Mills, Ernie (WR)	Florida	73
4a.	Walker, Sammy (DB)	Texas Tech	88
		<i>(Choice from Denver)</i>	
4b.	<i>Choice to L.A. Raiders</i>		
4c.	Cooper, Adrian (TE)	Oklahoma	103
		<i>(Choice from Washington)</i>	
5.	<i>Choice to San Diego</i>		
6.	Thompson, Leroy (RB)	Penn State	158
7.	Jones, Andre (LB)	Notre Dame	185
8.	Dingman, Dean (G)	Michigan	212
9.	McGonnigal, Bruce (TE)	Virginia	238
10.	Solomon, Ariel (T)	Colorado	269
11.	Thomas, Efrum (DB)	Alabama	296
12.	Brady, Jeff (LB)	Kentucky	323

1990 21st Overall (7 offensive, 6 defensive)

Rd	Player	School	Pk(Overall)
1a.	<i>Choice to Dallas</i>		
1b.	Green, Eric (TE)	Liberty	21
		<i>(Choice from Minnesota)</i>	
2.	Davidson, Kenny (DE)	LSU	43
3a.	O'Donnell, Neil (QB)	Maryland	70
3b.	Veasey, Craig (DT)	Houston	81
		<i>(Choice from San Francisco)</i>	
4.	Calloway, Chris (WR)	Michigan	97
5.	Foster, Barry (RB)	Arkansas	128
6.	Heard, Ron (WR)	Bowling Green	155
7.	Grayson, Dan (LB)	Washington State	182
8.	Dunbar, Karl (DT)	LSU	209
9.	Jones, Gary (DB)	Texas A&M	239
10.	Miles, Eddie (LB)	Minnesota	266
11.	Strzelczyk, Justin (T)	Maine	293
12.	Bell, Richard (RB)	Nebraska	319

Steelers All-Time Draft Picks

1989 7th Overall (5 offensive, 8 defensive)

Rd	Player	School	Pk(Overall)
1a.	Worley, Tim (RB)	Georgia	7
1b.	Ricketts, Tom (T)	Pittsburgh	24
<i>(Choice from Minnesota)</i>			
2.	Lake, Carnell (S)	UCLA	34
3.	Hill, Derek (WR)	Arizona	61
4.	Williams, Jerrol (LB)	Purdue	91
5.	Arnold, David (S)	Michigan	118
6.	Stock, Mark (WR)	Virginia Military	144
7.	Johnson, D.J. (CB)	Kentucky	174
8.	Asbeck, Chris (NT)	Cincinnati	201
9.	Jenkins, A.J. (DE)	Cal State Fullerton	228
10.	Olsavsky, Jerry (LB)	Pittsburgh	258
11.	Slater, Brian (WR)	Washington	285
12.	Haselrig, Carlton (DE)	Pitt.-Johnstown	312

1988 18th Overall (7 offensive, 6 defensive)

Rd	Player	School	Pk(Overall)
1.	Jones, Aaron (DE)	Eastern Kentucky	18
2.	Dawson, Dermontti (G)	Kentucky	44
3.	Lanza, Chuck (C)	Notre Dame	70
4.	<i>Choice to Kansas</i>		
5a.	Jordan, Darin (LB)	Northeastern	121
<i>(Choice from Phoenix)</i>			
5b.	Reese, Jerry (NT)	Kentucky	128
6.	Williams, Warren (RB)	Miami (FL)	155
7.	Zeno, Marc (WR)	Tulane	182
8a.	Nichols, Mark (NT)	Michigan State	209
8b.	Hinnant, Mike (TE)	Temple	211
<i>(Choice from San Diego)</i>			
9.	Lockbaum, Gordie (RB)	Holy Cross	236
10.	Jackson, John (T)	Eastern Kentucky	252
11.	Dawson, Bobby (DB)	Illinois	295
12.	Earle, James (LB)	Clemson	322

1987 10th Overall (6 offensive, 7 defensive)

Rd	Player	School	Pk(Overall)
1.	Woodson, Rod (DB)	Purdue	10
2.	Hall, Delton (DB)	Clemson	38
3.	Lockett, Charles (WR)	Long Beach State	66
4.	Everett, Thomas (DB)	Baylor	94
5.	Nickerson, Hardy (LB)	California	122
6a.	Johnson, Tim (NT)	Penn State	141
<i>(Choice from Tampa Bay)</i>			
6b.	Lloyd, Greg (LB)	Fort Valley State	150
7.	Kelley, Chris (TE)	Akron	178
8.	Buchanan, Charles (DE)	Tennessee State	205
9.	Clinkscales, Joey (WR)	Tennessee	233
10.	Hoge, Merril (RB)	Idaho State	261
11.	Oswald, Paul (C)	Kansas	289
12.	Young, Theo (TE)	Arkansas	317

1986 9th Overall (6 offensive, 7 defensive)

Rd	Player	School	Pk(Overall)
1.	Rienstra, John (G)	Temple	9
2.	Williams, Gerald (DE)	Auburn	36
3.	Brister, Bobby (QB)	Louisiana-Monroe	67
4.	Callahan, Bill (DB)	Pittsburgh	94
5a.	Tucker, Erroll (DB)	Utah	122
5b.	Jones, Brent (TE)	Santa Clara	135
<i>(Choice from L.A. Raiders)</i>			
6.	Bryant, Domingo (DB)	Texas A&M	148
7.	Carter, Rodney (RB)	Purdue	175
8.	Boso, Cap (TE)	Illinois	207
9.	Henton, Anthony (LB)	Troy	234
10.	Seitz, Warren (WR)	Missouri	260
11.	Station, Larry (LB)	Iowa	287
12.	Williams, Mike (LB)	Tulsa	314

1985 20th Overall (4 offensive, 8 defensive, 1 punter)

Rd	Player	School	Pk(Overall)
1.	Sims, Darryl (DE)	Wisconsin	20
2.	Behning, Mark (T)	Nebraska	47
3.	Hobley, Liffort (DB)	LSU	74
4.	Turk, Dan (C)	Wisconsin	101
5a.	<i>Choice to Seattle</i>		
5b.	Jacobs, Cam (LB)	Kentucky	136
<i>(Choice from Washington)</i>			
6.	Carr, Gregg (LB)	Auburn	160
7.	Andrews, Alan (TE)	Rutgers	187
8.	Newsome, Harry (P)	Wake Forest	214
9a.	Small, Fred (LB)	Washington	241
9b.	Harris, Andre (DB)	Minnesota	242
<i>(Choice from New England)</i>			
10.	White, Oliver (TE)	Kentucky	268
11.	Matchack, Jerry (DB)	Missouri	300
12.	Sanchez, Jeff (DB)	Georgia	327

1984 23rd Overall (10 offensive, 2 defensive)

Rd	Player	School	Pk(Overall)
1.	Lipps, Louis (WR)	Southern Miss	23
2.	Kolodziejski, Chris (TE)	Wyoming	52
3.	<i>Choice to Buffalo through Miami</i>		
4a.	Thompson, Weegie (WR)	Florida State	108
4b.	Long, Terry (G)	East Carolina	111
<i>(Choice from Washington)</i>			
5.	Hughes, Van (DT)	Texas State	135
6.	Brown, Chris (DB)	Notre Dame	164
7.	Campbell, Scott (QB)	Purdue	191
8.	Rasmussen, Randy (C)	Minnesota	220
9.	Erenberg, Rich (RB)	Colgate	247
10.	McJunkin, Kirk (T)	Texas	276
11.	Veals, Elton (RB)	Tulane	303
12.	Gillespie, Fernandars (RB)	William Jewell	332

Steelers All-Time Draft Picks

1983 21st Overall (9 offensive, 5 defensive)

Rd	Player	School	Pk(Overall)
1.	Rivera, Gabe (DT)	Texas Tech	21
2.	Capers, Wayne (WR)	Kansas	52
3.	Seabaugh, Todd (LB)	San Diego State	79
4.	Metcalfe, Bo (DB)	Baylor	106
5a.	Skansi, Paul (WR)	Washington	133
5b.	Garrity, Gregg (WR)	Penn State	140
		<i>(Choice from Washington)</i>	
6.	Williams, Eric (DB)	North Carolina State	164
7.	Kirchner, Mark (G)	Baylor	191
8a.	Odom, Henry (RB)	South Carolina State	199
		<i>(Choice from Denver)</i>	
8b.	Dunaway, Craig (TE)	Michigan	218
9.	Wingle, Blake (G)	UCLA	244
10.	Straughter, Roosevelt (DB)	Louisiana-Monroe	275
11.	Raugh, Mark (TE)	West Virginia	302
12.	Wiley, Roger (RB)	Sam Houston State	330

1982 12th Overall (6 offensive, 7 defensive, 1 kicker)

Rd	Player	School	Pk(Overall)
1.	Abercrombie, Walter (RB)	Baylor	12
2.	Meyer, John (T)	Arizona State	43
3.	Merriweather, Mike (LB)	Pacific	70
4.	Woods, Rick (DB)	Boise State	97
5.	Dallafoa, Ken (T)	Minnesota	124
6a.	Perko, Mike (DT)	Utah State	155
6b.	Bingham, Craig (LB)	Syracuse	167
		<i>(Choice from San Francisco)</i>	
7a.	Nelson, Edmund (DT)	Auburn	172
7b.	Boures, Emil (C)	Pittsburgh	182
8.	Goodson, John (P)	Texas	209
9.	Hirn, Mike (TE)	Central Michigan	236
10.	Sunseri, Sal (LB)	Pittsburgh	267
11.	Abdul-Saboor, Mikal (G)	Morgan State	293
12.	Hughes, Al (DE)	Western Michigan	320

1981 17th Overall (6 offensive, 5 defensive)

Rd	Player	School	Pk(Overall)
1.	Gary, Keith (DE)	Oklahoma	17
2.	Washington, Anthony (DB)	Fresno State	44
3.	Donnalley, Rick (C)	North Carolina	73
4.	Martin, Robbie (WR)	Cal Poly	100
5.	Martin, Ricky (WR)	New Mexico	127
6.	Hinkle, Bryan (LB)	Oregon	156
7.	Little, David (LB)	Florida	183
8.	Wilson, Frank (RB)	Rice	209
9.	Hunter, James (T)	USC	239
10.	Mayock, Mike (DB)	Boston College	265
11.	Trociano, Rick (QB)	Pittsburgh	292
12.		<i>Choice to San Francisco</i>	

1980 28th Overall (10 offensive, 5 defensive)

Rd	Player	School	Pk(Overall)
1.	Malone, Mark (QB)	Arizona State	28
2a.	Kohrs, Bob (LB)	Arizona State	35
		<i>(Choice from N.Y. Giants)</i>	
2b.	Goodman, John (DE)	Oklahoma	56
3.	Sydnor, Ray (TE)	Wisconsin	83
4.	Hurley, Bill (QB)	Syracuse	110
5.	Wolfley, Craig (G)	Syracuse	138
6.	Ilkin, Tunch (C)	Indiana State	165
7.	Johnson, Nate (WR)	Hillsdale	193
8.	Walton, Ted (DB)	Connecticut	221
9.	McCall, Ron (WR)	Arkansas-Pine Bluff	249
10a.	Wilson, Woodrow (DB)	North Carolina State	250
		<i>(Choice from San Francisco)</i>	
10b.	Fritz, Ken (G)	Ohio State	277
11.	Pollard, Frank (RB)	Baylor	305
12a.	Vaclavik, Charles (DB)	Texas	306
		<i>(Choice from San Francisco)</i>	
12b.	McGriff, Tyrone (G)	Florida A&M	333

1979 28th Overall (8 offensive, 6 defensive, 1 kicker)

Rd	Player	School	Pk(Overall)
1.	Hawthorne, Greg (RB)	Baylor	28
2.	Valentine, Zack (LB)	East Carolina	56
3.		<i>Forfeited</i>	
4a.	Davis, Russell (RB)	Michigan	86
		<i>(Choice from Tampa Bay)</i>	
4b.	Sweeney, Calvin (WR)	USC	110
5.	Board, Dwaine (DE)	North Carolina A&T	137
6a.	Murrell, Bill (TE)	Winston-Salem	157
		<i>(Choice from San Diego)</i>	
6b.	Woodruff, Dwayne (DB)	Louisville	161
		<i>(Choice from New England)</i>	
6c.	Bahr, Matt (K)	Penn State	165
7.	Kimball, Bruce (G)	Massachusetts	192
8.	Graves, Tom (LB)	Michigan State	220
9.	Kirk, Richard (DE)	Denison	248
10.	Thompson, Tod (TE)	Brigham Young	275
11.	Moore, Charlie (C)	Wichita State	303
12a.	Smith, Ed (LB)	Vanderbilt	322
		<i>(Choice from Philadelphia)</i>	
12b.	Almond, Mike (WR)	Northwestern State	330

Steelers All-Time Draft Picks

1978 22nd Overall (6 offensive, 6 defensive, 2 kicker)

Rd	Player	School	Pk(Overall)
1.	Johnson, Ron (DB)	Eastern Michigan	22
2.	Fry, Willie (DE)	Notre Dame	49
3.	Colquitt, Craig (P)	Tennessee	76
4.	Anderson, Larry (DB)	Louisiana Tech	101
5.	<i>Choice to Green Bay</i>		
6.	Reutershan, Randy (WR)	Pittsburgh	160
7.	Dufresne, Mike (TE)	Nebraska	187
8a.	Moser, Rick (RB)	Rhode Island	208
	<i>(Choice from St. Louis)</i>		
8b.	Keys, Andre (WR)	Cal Poly	214
9.	Reynolds, Lance (T)	Brigham Young	241
10a.	Becker, Doug (LB)	Notre Dame	268
10b.	Jurich, Tom (K)	Northern Arizona	276
	<i>(Choice from Oakland)</i>		
11a.	Terry, Nat (DB)	Florida State	279
	<i>(Choice from Tampa Bay)</i>		
11b.	Brzoza, Tom (C)	Pittsburgh	300
12.	Carr, Brad (LB)	Maryland	327

1977 21st Overall (10 offensive, 8 defensive)

Rd	Player	School	Pk(Overall)
1.	Cole, Robin (LB)	New Mexico	21
2.	Thornton, Sidney (RB)	Northwestern State	48
3a.	Beasley, Tom (DT)	Virginia Tech	60
	<i>(Choice from N.Y. Jets)</i>		
3b.	Smith, Jim (WR)	Michigan	75
4a.	Petersen, Ted (C)	Eastern Illinois	93
	<i>(Choice from Green Bay)</i>		
4b.	Smith, Laverne (RB)	Kansas	99
	<i>(Choice from Chicago)</i>		
4c.	Audick, Dan (G)	Hawaii	106
5a.	Stoudt, Cliff (QB)	Youngstown State	121
	<i>(Choice from Kansas City)</i>		
5b.	Courson, Steve (G)	South Carolina	125
	<i>(Choice from Detroit)</i>		
5c.	Winston, Dennis (LB)	Arkansas	132
6.	Harris, Paul (LB)	Alabama	159
7.	Frisch, Randy (DT)	Missouri	186
8.	August, Phil (WR)	Miami (FL)	217
9.	Kelly, Roosevelt (TE)	Eastern Kentucky	244
10a.	Cowans, Alvin (DB)	Florida	253
	<i>(Choice from Buffalo)</i>		
10b.	LaCrosse, Dave (LB)	Wake Forest	271
11.	West, Lou (DB)	Cincinnati	298
12.	Stephens, Jimmy (TE)	Florida	310
	<i>(Choice from Seattle)</i>		

1976 28th Overall (13 offensive, 9 defensive)

Rd	Player	School	Pk(Overall)
1.	Cunningham, Bennie (TE)	Clemson	28
2a.	Pinney, Ray (C)	Washington	37
	<i>(Choice from Chicago)</i>		
2b.	Kruczek, Mike (QB)	Boston College	47
	<i>(Choice from Baltimore)</i>		
2c.	Files, James (C)	McNeese State	56
3a.	Coder, Ron (DT)	Penn State	70
	<i>(Choice from Green Bay)</i>		
3b.	Pough, Ernest (WR)	Texas Southern	88
4a.	Monds, Wonder (DB)	Nebraska	112
	<i>(Choice from Baltimore)</i>		
4b.	Bell, Theo (WR)	Arizona	120
5.	Norton, Rodney (LB)	Rice	152
6a.	Dunn, Gary (DT)	Miami (FL)	159
	<i>(Choice from San Diego)</i>		
6b.	Deloplaine, Jack (RB)	None	182
7.	Burton, Barry (TE)	Vanderbilt	209
8.	McAleney, Ed (DT)	Massachusetts	237
9.	Gains, Wentford (DB)	Cincinnati	265
10.	Campbell, Gary (LB)	Colorado	291
11.	Fuchs, Rolland (RB)	Arkansas	319
12.	Carroll, Bill (WR)	Texas A&M-Commerce	347
13.	Kain, Larry (TE)	Ohio State	375
14.	Fields, Wayne (DB)	Florida	403
15.	Davis, Mel (DE)	North Texas	431
16.	Butts, Randy (RB)	Nebraska-Kearney	459
17.	Kirk, Kelvin (WR)	Dayton	487

1975 26th Overall (12 offensive, 9 defensive)

Rd	Player	School	Pk(Overall)
1.	Brown, Dave (DB)	Michigan	26
2.	Barber, Bob (DE)	Grambling State	51
3.	White, Walter (TE)	Maryland	78
4.	Evans, Harold (LB)	Houston	104
5.	Sexton, Brent (DB)	Elon	130
6.	Crenshaw, Marvin (T)	Nebraska	156
7.	Mattingly, Wayne (T)	Colorado	182
8a.	Kropp, Tom (LB)	Nebraska-Kearney	190
	<i>(Choice from Kansas City)</i>		
8b.	Humphrey, Al (DE)	Tulsa	208
9a.	Clark, Eugene (G)	UCLA	222
	<i>(Choice from New England)</i>		
9b.	Reimer, Bruce (RB)	North Dakota State	234
10a.	Heyer, Kirt (DT)	Nebraska-Kearney	247
	<i>(Choice from New England)</i>		
10b.	Gray, Archie (WR)	Wyoming	260
11.	Little, Randy (TE)	West Liberty State	286
12.	Murphy, Greg (DE)	Penn State	312
13.	Gaddis, Robert (WR)	Mississippi Valley State	337
14.	Collier, Mike (RB)	Morgan State	364
15a.	Thatcher, James (WR)	Langston	371
	<i>(Choice from Kansas City)</i>		
15b.	Smith, Marty (DT)	Louisville	390
16.	Bassler, Miller (TE)	Houston	415
17.	Hegener, Stan (G)	Nebraska	442

Steelers All-Time Draft Picks

1974 21st Overall (11 offensive, 10 defensive)

Rd	Player	School	Pk(Overall)
1.	Swann, Lynn (WR)	USC	21
2.	Lambert, Jack (LB)	Kent State	46
3.	<i>Choice to Oakland</i>		
4a.	Stallworth, John (WR)	Alabama A&M	82
		<i>(Choice from Chicago)</i>	
4b.	Allen, Jim (DB)	UCLA	100
5.	Webster, Mike (C)	Wisconsin	125
6a.	Wolfe, Jim (DE)	Prairie View A&M	149
		<i>(Choice from Cleveland)</i>	
6b.	Druschel, Rick (G)	North Carolina State	150
7a.	Sitterle, Allen (T)	North Carolina State	165
		<i>(Choice from New England)</i>	
7b.	Garske, Scott (TE)	Eastern Washington	179
8.	Gefert, Mark (LB)	Purdue	204
9a.	Reamon, Tommy (RB)	Missouri	223
		<i>(Choice from Denver)</i>	
9b.	Davis, Charles (T)	TCU	229
10a.	Kregel, Jim (G)	Ohio State	243
		<i>(Choice from New England)</i>	
10b.	Atkinson, Dave (DB)	Brigham Young	254
11.	Morton, Dick (RB)	Arkansas	283
12.	Lickiss, Hugh (LB)	Simpson	308
13.	Kolch, Frank (QB)	Eastern Michigan	333
14.	Henley, Bruce (DB)	Rice	358
15.	Hunt, Larry (DT)	Iowa State	387
16.	Morgan, Octavus (LB)	Illinois	412
17.	Moore, Larry (DE)	Angelo State	437

1973 24th Overall (7 offensive, 13 defensive)

Rd	Player	School	Pk(Overall)
1.	Thomas, J.T. (DB)	Florida State	24
2.	Phares, Ken (DB)	Mississippi State	50
3.	Bernhardt, Roger (G)	Kansas	76
4.	Clark, Gail (LB)	Michigan State	102
5a.	Reavis, Dave (DE)	Arkansas	106
		<i>(Choice from New Orleans)</i>	
5b.	Clark, Larry (LB)	Northern Illinois	128
6a.	Bell, Ron (RB)	Illinois State	140
		<i>(Choice from Denver)</i>	
6b.	Scolnik, Glenn (WR)	Indiana	154
7.	Dorsey, Nate (DE)	Mississippi Valley State	180
8a.	Toews, Loren (LB)	California	192
		<i>(Choice from Denver)</i>	
8b.	Janssen, Bill (T)	Nebraska	206
9.	Bonham, Bracey (G)	North Carolina Central	232
10.	Wunderly, Don (DT)	Arkansas	258
11.	White, Bob (DB)	Arizona	284
12.	Lee, Willie (RB)	Indiana State	310
13.	Ferguson, Rick (WR)	Kansas State	336
14.	Cowan, Roger (DE)	Stanford	362
15.	Cross, Charles (DB)	Iowa	388
16.	Nardi, Glen (DT)	Navy	414
17.	Shannon, Mike (DT)	Oregon State	440

1972 13th Overall (11 offensive, 9 defensive)

Rd	Player	School	Pk(Overall)
1.	Harris, Franco (RB)	Penn State	13
2.	Gravelle, Gordon (T)	Brigham Young	38
3.	McMakin, John (TE)	Clemson	63
4a.	Brinkley, Lorenzo (DB)	Missouri	80
		<i>(Choice from N.Y. Giants)</i>	
4b.	Bradley, Ed (LB)	Wake Forest	88
5.	Furness, Steve (DE)	Rhode Island	113
6.	Meyer, Dennis (DB)	Arkansas State	143
7a.	Colquitt, Joe (DE)	Kansas State	159
		<i>(Choice from N.Y. Giants)</i>	
7b.	Kelly, Robert (DB)	Jackson State	168
8.	Vincent, Stahle (RB)	Rice	193
9.	Kelley, Don (DB)	Clemson	217
10.	Brown, Bob (DT)	Tampa	243
11.	Gilliam, Joe (QB)	Tennessee State	273
12.	Curl, Ron (T)	Michigan State	298
13.	Messmer, Ernie (T)	Villanova	323
14.	Durrance, Tom (RB)	Florida	348
15a.	Hulecki, John (G)	Massachusetts	368
		<i>(Choice from Houston)</i>	
15b.	Harrington, Charles (G)	Wichita State	373
16.	Hawkins, Nate (WR)	UNLV	403
17.	Linehan, Ron (LB)	Idaho	428

1971 8th Overall (12 offensive, 9 defensive, 1 kicker)

Rd	Player	School	Pk(Overall)
1.	Lewis, Frank (WR)	Grambling State	8
2.	Ham, Jack (LB)	Penn State	34
3.	Davis, Steve (RB)	Delaware State	60
4a.	Mullins, Gerry (TE)	USC	86
4b.	White, Dwight (DE)	Texas A&M-Commerce	104
		<i>(Choice from Baltimore)</i>	
5a.	Brown, Larry (TE)	Kansas	106
		<i>(Choice from New Orleans)</i>	
5b.	Holmes, Mel (T)	North Carolina A&T	112
5c.	Anderson, Ralph (DB)	West Texas A&M	126
		<i>(Choice from Miami)</i>	
5d.	Brister, Fred (LB)	Mississippi	128
		<i>(Choice from Minnesota)</i>	
6.	Hanneman, Craig (T)	Oregon State	138
7.	McClure, Worthy (T)	Mississippi	164
8a.	Crowe, Larry (RB)	Texas Southern	184
		<i>(Choice from New Orleans)</i>	
8b.	Rogers, Paul (K)	Nebraska	190
8c.	Holmes, Ernie (DT)	Texas Southern	203
		<i>(Choice from Miami)</i>	
9.	Anderson, Mike (DB)	LSU	216
10.	O'Shea, Jim (TE)	Boston College	242
11.	Wagner, Mike (DB)	Western Illinois	268
12.	<i>Choice to Baltimore</i>		
13.	Young, Al (WR)	South Carolina State	320
14.	Evans, McKinney (DB)	New Mexico Highlands	346
15.	Makin, Ray (G)	Kentucky	372
16.	Huntley, Walter (DB)	Trinity (TX)	398
17.	Ehle, Dan (RB)	Howard Payne	424

Steelers All-Time Draft Picks

1970 1st Overall (10 offensive, 9 defensive)

Rd	Player	School	Pk(Overall)
1.	Bradshaw, Terry (QB)	Louisiana Tech	1
2.	Shanklin, Ron (WR)	North Texas	28
3.	Blount, Mel (DB)	Southern University	53
4a.	George, Ed (T)	Wake Forest	80
4b.	Evenson, Jim (RB)	Oregon	93
5.	Staggers, Jon (DB)	Missouri	105
6a.	Barrera, Manuel (LB)	Kansas State	132
6b.	Kegler, Clarence (T)	South Carolina State (Choice from Minnesota)	155
7.	Griffin, Danny (RB)	Texas-Arlington	157
8.	Smith, Dave (WR)	Indiana (PA)	184
9.	Crennel, Carl (LB)	West Virginia	209
10.	Brown, Isaiah (DB)	Stanford	236
11.	Hunt, Calvin (C)	Baylor	261
12.	Sharp, Rick (DT)	Washington	288
13.	Main, Billy (RB)	Oregon State	313
14.	Askon, Bert (LB)	Texas Southern	340
15.	Keppy, Glen (DT)	Wisconsin-Platteville	365
16.	Yanossy, Frank (DT)	Tennessee	392
17.	Key, Harry (TE)	Mississippi Valley State	417

1969 4th Overall (9 offensive, 7 defensive, 1 kicker)

Rd	Player	School
1.	Greene, Joe (DT)	North Texas State
2a.	Hanratty, Terry (QB)	Notre Dame
2b.	Bankston, Warren (RB)	Tulane (choice from San Francisco)
3.	Kolb, Jon (C)	Oklahoma State
4.	Campbell, Bob (RB)	Penn State
5.	Choice to St.Louis	—
6.	Choice to Green Bay	—
7a.	Beatty, Charles (DB)	North Texas State
7b.	Brown, Chadwick (OT)	East Texas State
8.	Cooper, Joe (WR)	Tennessee State
9.	Sodaski, John (DB)	Villanova
10.	Greenwood, L.C.(DE)	Arkansas AM & N
11.	Washington, Clarence (DT)	Arkansas AM & N
12.	Fisher, Doug (LB)	San Diego State
13.	Lynch, John (LB)	Drake
14.	Houmard, Bob (RB)	Ohio U
15.	Liberto, Ken (WR)	Louisiana Tech
16.	Mosley, Dock (WR)	Alcorn A & M
17.	Eppright, Bill (K)	Kent State

1968 10th Overall (8 offensive, 6 defensive, 1 kicker)

Rd	Player	School
1.	Taylor, Mike (OT)	Southern California
2.	Ruple, Ernie (OT)	Arkansas
3a.	Choice to Cleveland	—
3b.	Henderson, Jon (WR) (choice from Minnesota)	Colorado State
3c.	Herbert, Ken (K)	Houston
	(choice from Los Angeles)	—
4.	Choice to Green Bay	—
5.	Choice to Green Bay	—
6.	Choice to Atlanta	—
7a.	Dalton, Doug (RB)	New Mexico State
7b.	Glennon, Bill (DT) (choice from Los Angeles)	Washington
8.	Holman, Danny (QB)	San Jose State
9.	Knight, John (DE)	Weber State
10.	Choice to Cleveland	—
11.	King, Kim (RB)	Georgia Tech
12.	Wheeler, Sam (LB)	Wisconsin
13.	Roundy, Joe (G)	Puget Sound
14.	Harris, Lou (DB)	Kent State
15.	Lanning, Bob (DE)	North Montana
16.	Bleier, Rocky (RB)	Notre Dame
17.	Cole, Bob (LB)	South Carolina

1967 9th Overall (11 offensive, 3 defensive)

Rd	Player	School
1.	Choice to Green Bay	—
2.	Shy, Don (RB)	San Diego State
3a.	Choice to San Francisco	—
3b.	Freitas, Rockne (C) (choice from Philadelphia)	Oregon
4.	May, Ray (LB)	Southern California
5.	Choice to Green Bay	—
6.	Choice to Atlanta	—
6a.	Haggerty, Mikey (OT)	Miami (Fla.)
7.	Choice to Washington	—
8a.	Barnes, Mike (OT)	Purdue
8b.	Foruria, John (QB) (choice from Minnesota)	Idaho
9.	Otis, Paul (DT)	Houston
10.	Wilsey, Bill (LB)	Fresno State
11.	Whitcomb, Jim (WR)	Emporia State(Kan.)
12.	Choice to Baltimore	—
13.	Homan, Jim (G)	Southern California
14.	Anderson, Chet (TE)	Minnesota
15.	Love, Mike (RB)	Abilene Christian
16.	Smith, Bill (C)	Oregon
17.	Davenport, Mike (RB)	Wyoming

Steelers All-Time Draft Picks

1966 3rd Overall (14 offensive, 1 defensive)

Rd	Player	School
1.	Leftridge, Dick (RB)	West Virginia
2.	Gagner, Larry (G)	Florida
3.	Killorin, Pat (C)	Syracuse
4.	Choice to Chicago	—
5.	Choice to Detroit	—
6.	Choice to Minnesota	—
7.	Boozer, Emerson (RB)	Maryland State
8.	Choice to New York	—
9.	Stewart, Dale (WR)	Pittsburgh
10.	Marion, Jerry (RB)	Wyoming
11.	Washington, Charley (RB)	Grambling
12.	Choice to Dallas	—
13.	Dial, Benji (QB)	Eastern New Mexico
14.	Novogratz, Joe (LB)	Pittsburgh
15.	Dobson, Joe (OT)	Idaho
16.	Long, Jim (WR)	Purdue
17.	Brundage, Mike (QB)	Oregon
18.	Lucas, Kenny (QB)	Pittsburgh
19.	Neilson, Dave (QB)	Albion
20.	Springer, Ron (OT)	Albion

1965 3rd Overall

Rd	Player	School
1.	Choice to Chicago	—
2.	Jefferson, Roy (WR)	Utah
3.	Choice to New York	—
4.	Choice to Detroit	—
5.	Choice to Green Bay	—
6.	Choice to Green Bay	—
7.	Browning, Charlie (RB)	Washington
8.	Howley, Bill (E)	Pittsburgh
9.	Neville, Tom (T)	Mississippi State
10.	Tobey, Dave (C)	Oregon
11.	Molden, Frank (T)	Jackson State
12.	Lofquist, Craig (B)	Minnesota
13.	Wilburn, J.R.(B)	South Carolina
14.	Butler, Jim (B)	Edward Waters
15.	Carrell, John (T)	Texas Tech
16.	Dusenbury, Doug (K)	Kansas State
17.	Canale, Whit (B)	Tennessee
18.	Howard, Bob (B)	Stanford
19.	Price, Lonnie (B)	Southwestern Louisiana
20.	Fertig, Craig (QB)	South Carolina

1964 10th Overall

Rd	Player	School
1.	Martha, Paul (B)	Pittsburgh
2a.	Choice to Chicago	—
2b.	Kelly, Jim (E)	Notre Dame
	(Choice from Chicago)	
3.	Baker, Ralph (LB)	Penn State
4.	McGee, Ben (T)	Jackson State
5.	Alley, T. W.(T)	William & Mary
6.	Gibson, Tom (G)	South Carolina
7.	Smith, Bobby (B)	North Texas State
8.	Currington, Bob (B)	North Carolina College
9.	Nichols, Bob (T)	Stanford
10.	Choice to Cleveland	—
11.	Soleau, Bob (G)	William & Mary
12.	Sherman, Bob (B)	Iowa
13.	Baker, Glenn (T)	Washington State
14.	Jenkins, Tom (G)	Ohio State
15.	Brown, Barry (E)	Florida
16.	Kesler, Ed (B)	North Carolina
17.	Shaw, Dennis (C)	Detroit
18.	Dobbins, Oliver (B)	Morgan State
19.	Marshall, Don (T)	Lehigh
20.	Generalovich, Brian (E)	Pittsburgh

1963 11th Overall

Rd	Player	School
1.	Choice to Chicago	—
2.	Choice to Baltimore	—
3.	Choice to Green Bay	—
4.	Choice to Chicago	—
5.	Choice to Los Angeles	—
6.	Choice to Chicago	—
7.	Choice to Green Bay	—
8.	Atkinson, Frank (T)	Stanford
9.	Carrington, Gene (T)	Boston College
10.	Nelsen, Bill (QB)	Southern California
11.	Dixon, Hewritt (B)	Florida A & M
12.	Curry, Roy (B)	Jackson State
13.	Gray, Hal (LB)	Los Angeles State
14.	Dickerson, Bob (E)	Bethune-Cookman
15.	Szykowny, Matt (QB)	Iowa
16.	Russell, Andy (LB)	Missouri
17.	Stein, Tim (C)	Miami (Ohio)
18.	Bradshaw, Jim (B)	Chattanooga
19.	Berg, Roger (T)	St. Thomas (Minn.)
20.	Traficant, Jim (QB)	Pittsburgh

1962 5th Overall

Rd	Player	School
1.	Ferguson, Bob (B)	Ohio State
2.	Choice to Chicago	—
3.	Choice to Los Angeles	—
4.	Choice to Detroit	—
5.	Choice to Baltimore	—
6.	Choice to San Francisco	—
7.	Collins, Jack (B)	Texas
8.	Bailman, Gary (B)	Michigan State
9.	Powers, John (E)	Notre Dame
10.	Vignali, Larry (G)	Pitt
11.	Willis, Bob (E)	California
12.	Mudie, Sam (QB)	Rutgers
13.	Woodward, Dave (T)	Auburn
14.	Whittaker, Jim (E)	Nevada
15.	Hatch, Vern (E)	North Carolina College
16.	Ply, Bobby (QB)	Baylor
17.	Tucker, Nat (B)	Florida A & M
18.	Yarbrough, Darrell (T)	Northwest Louisiana State
19.	Kuprok, John (E)	Pittsburgh
20.	Knight, John (B)	Valparaiso

1961 6th Overall

Rd	Player	School
1.	Choice to San Francisco	—
2.	Pottios, Myron (LB)	Notre Dame
3.	Choice to Detroit	—
4.	Choice to San Francisco	—
5.	Choice to Baltimore	—
6.	Choice to Los Angeles	—
7.	Hoak, Dick (B)	Penn State
8.	Balthazar, George (T)	Tennessee A & I
9.	Choice to San Francisco	—
10.	Mack, Bill (B)	Notre Dame
11.	Clement, Henry (B)	North Carolina
12.	Jackunas, Frank (T)	Detroit
13.	Choice to San Francisco	—
14.	Schmitz, Bob (LB)	Montana State
15.	McCown, Ray (B)	West Texas State
16.	Scott, Wilbert (B)	Indiana
17.	Nofsinger, Terry (QB)	Utah
18.	Simko, John (E)	Augustana (S.D.)
19.	Wyatt, Bernie (B)	Iowa
20.	Jones, Mike (B)	San Jose State

Steelers All-Time Draft Picks

1960 6th Overall

Rd	Player	School
1.	Spikes, Jack (B)	TCU
2.	Choice to Cleveland	—
3.	Choice to Los Angeles	—
4.	Choice to Detroit	—
5.	Choice to Chicago Cardinals	—
6.	Choice to Los Angeles	—
7.	Dennis, Lonnie (G)	Brigham Young
8.	Lanphear, Dan (G)	Wisconsin
9.	Harris, Marshall (B)	TCU
10.	Kapele, John (T)	Brigham Young
11.	Choice to San Francisco	—
12.	Butler, Earl (T)	North Carolina
13.	Womack, Joe (B)	Los Angeles State
14.	Keys, Brady (B)	Colorado State
15.	Essenmacker, Larry (T)	Alma
16.	Ames, Dave (B)	Richmond
17.	Chamberlain, Dale (B)	Miami (Ohio)
18.	Lee, Charley (T)	Iowa
19.	Turley, Howard (E)	Louisville
20.	Harshberger, George (T)	Wichita

1959 5th Overall

Rd	Player	School
1.	Choice to San Francisco	—
2.	Choice to Detroit	—
3.	Choice to Los Angeles	—
4.	Choice to Los Angeles	—
5.	Choice to Green Bay	—
6.	Choice to Detroit	—
7.	Choice to Washington	—
8.	Barnett, Tom (B)	Purdue
9.	Davis, Hal (G)	Houston
10.	Gunnels, Riley (T)	Georgia
11.	Curtis, Overton (B)	Utah State
12.	Paviska, Bill (B)	Baylor
13.	Bohling, Dewey (B)	Hardin-Simmons
14.	Peppercorn, John (E)	Kansas
15.	Brodnax, John (B)	LSU
16.	Carrico, Bill (G)	North Texas State
17.	Leeka, Bill (T)	UCLA
18.	Seinturier, John (T)	Southern California
19.	Kocourek, Dave (E)	Wisconsin
20.	Hayes, Rudy (B)	Clemson
21.	Green, Johnny (QB)	Chattanooga
22.	Polk, Burley (T)	Hardin-Simmons
23.	Davie, Ernye (B)	McMurry (Tex.)
24.	Farmer, Wayne (T)	Purdue
25.	Miller, Ron (E)	Vanderbilt
26.	Scott, John (T)	Ohio State
27.	Tolar, Charley (B)	Northwestern Louisiana
28.	Hall, Ronnie (B)	Missouri Valley
29.	Loncar, Dick (T)	Notre Dame
30.	Fjerstad, Willus (B)	Minnesota

1958 9th Overall

Rd	Player	School
1.	Choice to San Francisco	—
2.	Krutko, Larry (B)	West Virginia
3.	Krisner, Bill (G)	Oklahoma
4.	Choice to Los Angeles	—
5.	Choice to Los Angeles	—
6.	Lasse, Dick (E)	Syracuse
7.	Choice to Baltimore	—
8.	Choice to Detroit	—
9.	Choice to Detroit	—
10.	Campbell, Dick (D)	Marquette
11.	Aldrich, Larry (E)	Idaho
12.	Reed, Leroy (B)	Mississippi
13.	Choice to San Francisco	—
14.	Jennings, Doyle (T)	Oklahoma
15.	Sears, Ed (B)	Florida
16.	Perkins, John (T)	Mississippi Southern
17.	Lewis, Joe (T)	Compton JC (Calif.)
18.	Choice to Detroit	—
19.	Keady, Gene (B)	Kansas State
20.	Johnson, George (T)	Wake Forest
21.	Jones, Everett (G)	Utah
22.	Thompson, Bill (E)	Duke
23.	Trowbridge, Ken (B)	North Carolina State
24.	Roberts, Norm (E)	East Texas State
25.	Groce, Bill (B)	North Texas State
26.	Evans, Jon (E)	Oklahoma A & M
27.	Dellinger, Floyd (B)	Texas Tech
28.	Akin, Dean (E)	Jacksonville State (Ala.)
29.	Fuquay, Mert (E)	Baylor
30.	Scherer, Dick (E)	Pittsburgh

1957 5th Overall

Rd	Player	School
1.	Dawson, Lenny (QB)	Purdue
2.	Michael, Bill (T)	Ohio State
3.	Owens, Don (T)	Mississippi Southern
4.	Choice to Washington	—
5.	Richards, Perry (E)	Detroit
6.	Volkert, George (B)	Georgia Tech
7.	Johnson, Curley (B)	Houston
8.	Choice to Chicago Bears	—
9.	Hutchings, Charley (T)	Miami (Fla.)
10.	Jelic, Ralph (B)	Pittsburgh
11.	Hughes, Dick (B)	Tulsa
12.	Ellison, Vern (G)	Oregon State
13.	Underwood, Dwaine (T)	Oklahoma A & M
14.	Crawford, Jim (B)	Wyoming
15.	Canil, Herman (T)	Pittsburgh
16.	Choice to Baltimore	—
17.	Salvaterra, Cory (B)	Pittsburgh
18.	Bigbee, Len (E)	East Texas State
19.	Bennett, Phil (E)	Miami (Fla.)
20.	Szuchan, John (T)	North Carolina State
21.	Cichowski, Gene (QB)	Indiana
22.	Thomas, Aurelius (G)	Ohio State
23.	Pollock, Bob (T)	Pittsburgh
24.	Francis, Gary (E)	Illinois
25.	Hinesley, Jim (E)	Michigan State
26.	Swann, Bob (T)	Vanderbilt
27.	Konkoly, Bob (B)	Xavier
28.	Kolinsky, Frank (T)	Tennessee
29.	Ramage, Tom (G)	Utah State
30.	Serier, Don (E)	Arkansas State

Steelers All-Time Draft Picks

1956 5th Overall

Rd	Player	School
<i>Bonus Choice:</i> Glick, Gary (B) Colorado State		
1.	Davis, Art (B)	Mississippi State
2.	Krupa, Joe (T)	Purdue
3.	Taylor, Jim (C)	Baylor
4.	Murley, Dick (G)	Purdue
5.	Murakowski, Bill (B)	Purdue
6.	Taylor, Ray (B)	TCU
7.	Gaspari, Dick (C)	George Washington
8.	Wellman, Vere (G)	Wichita
9.	Edmonds, Wayne (G)	Notre Dame
10.	Baldacci, Lou (B)	Michigan
11.	<i>Choice to Detroit</i>	—
12.	Tarasovic, Phil (E)	Yale
13.	Holley, Weldon (B)	Baylor
14.	Emmons, Jim (T)	Alabama
15.	<i>Choice to San Francisco</i>	—
16.	Reed, Lionel (B)	Central Oklahoma State
17.	Schmitt, Bill (G)	Pittsburgh
18.	Stephans, John (B)	Holy Cross
19.	Jacobs, Jerry (G)	Florida State
20.	Glatz, Fred (E)	Pittsburgh
21.	Martell, Gene (T)	Notre Dame
22.	DiPasquale, Ray (B)	Pittsburgh
23.	Neft, Pete (QB)	Pittsburgh
24.	Ingram, Bryan (E)	TCU
25.	O'Dell, Bill (B)	Clemson
26.	Sweeney, Frank (G)	Xavier
27.	Benson, Buddy (B)	Arkansas
28.	DeGraaf, Bill (B)	Cornell
29.	Thompson, Wes (T)	Alabama

1955 6th Overall

Rd	Player	School
1.	Varrichione, Frank (T)	Notre Dame
2.	<i>Choice to Los Angeles</i>	—
3.	Bernet, Ed (E)	SMU
4.	Broussard, Fred (C)	Texas A & M & Northwestern Louisiana
5.	Mason, George (T)	Alabama
6.	Harkey, Lem (B)	Emporia
7.	Reeve, Hal (T)	Oregon
8.	<i>Choice to Detroit</i>	—
9.	Unitas, John (QB)	Louisville
10.	Boyle, Terry (T)	Cincinnati
11.	Eaton, Vic (QB)	Missouri
12.	Cooke, Jim (E)	Lincoln (Pa.)
13.	Whitmer, Jim (B)	Purdue
14.	Byrne, John (G)	John Carroll
15.	Duckett, Ellis (B)	Michigan State
16.	Vincent, Frank (C)	Glenville State (W. Va.)
17.	Merchant, Ed (B)	Miami (Ohio)
18.	Maier, George (G)	Marshall
19.	Smith Ed (B)	Texas Southern
20.	Matykievicz, Lou (E)	Iowa
21.	Phenix, Rees (T)	Georgia Tech
22.	McCabe, Richie (B)	Pittsburgh
23.	Holz, Gordy (T)	Minnesota
24.	Mayock, Mike (E)	Villanova
25.	Bull, Charlie (G)	Missouri
26.	Soltau, Jim (E)	Minnesota
27.	Sanford, Bill (B)	Hofstra
28.	Williams, Dave (G)	Ohio State
29.	Sinclair, Bernie (E)	Texas A & M
30.	Caruzzi, Jim (B)	Marquette

1954 7th Overall

Rd	Player	School
1.	Lattner, John (B)	Notre Dame
2.	Stark, Pat (B)	Syracuse
3.	Miner, Tom (E)	Tulsa
4.	<i>Choice to Los Angeles</i>	—
5.	<i>Choice to San Francisco</i>	—
6.	Pepper, Laurin (B)	Mississippi Southern
7.	O'Brien, Jack (E)	Florida
8.	Cameron, Paul (B)	UCLA
9.	Zombeck, Joe (E)	Pittsburgh
10.	Fisher, Bob (T)	Tennessee
11.	Cimarolli, Lou (B)	Pittsburgh
12.	Fritz, Don (E)	Cincinnati
13.	Lattimer, Charley (C)	Maryland
14.	Bradford, Roger (E)	Waynesburg & Duquesne
15.	Drake, Tom (G)	Chattanooga
16.	Krol, Cas (T)	Detroit
17.	Fulwyler, Joe (C)	Oregon State
18.	Penza, Don (E)	Notre Dame
19.	Rydalch, Don (B)	Utah
20.	Prender, Fred (B)	West Chester State
21.	Tassotti, Dan (T)	Miami (Fla.)
22.	Lapsley, John (G)	Northeastern
23.	Pascarella, Joe (T)	Penn State
24.	Flanagan, Jack (E)	Detroit
25.	Barron, Jim (T)	Mississippi State & Tulsa
26.	Varaitis, Joe (B)	Penn
27.	Yewcic, Tom (B)	Michigan State
28.	Bush Joe (G)	Notre Dame
29.	Fagan, Joe (T)	John Carroll
30.	Sweatte, Juel (B)	Oklahoma

1953 5th Overall

Rd	Player	School
1.	Marchbroda, Ted (QB)	Detroit & St. Bonaventure
2.	Johnson, John Henry (B)	St. Marys (Cal.) & Arizona State
3.	Matuszak, Marv (LB)	Tulsa
4.	Colteryann, Lloyd (E)	Maryland
5.	Gaona, Bob (T)	Wake Forest
6.	Barton, Tom (G)	Clemson
7.	Alderton, John (E)	Maryland
8.	Perry, Lowell (E)	Michigan
9.	Sarnese, Pat (T)	Temple
10.	Holohan, Frank (T)	Tennessee
11.	<i>Choice to Chicago Bears</i>	—
12.	Robertson, Jerry (B)	Kansas
13.	Davis, Leo (E)	Bradley
14.	Montgomery, Charley (T)	Mississippi
15.	O'Neill, Bob (E)	Notre Dame
16.	Zachary, John (B)	Miami (Ohio)
17.	Quinn, Reed, (B)	Florida
18.	Holben, Carl (T)	Duke
19.	Williams, John (B)	Louisville
20.	Hayley, Will Lee (E)	Auburn
21.	Earley, Don (G)	South Carolina
22.	O'Connor, Ed (T)	Maryland
23.	Correll, Ray (G)	Kentucky
24.	Schneidenbach, Bob (B)	Miami (Fla.)
25.	Hampel, Vic (E)	Houston
26.	McLairn, Jack (E)	Bethune-Cookman
27.	Delaney, Jack (B)	Cincinnati
28.	Cimini, Joe (T)	Mississippi State
29.	Massaro, Art (B)	W & J
30.	Tepe, Lou (C)	Duke

Steelers All-Time Draft Picks

1952 6th Overall

Rd	Player	School
1.	Modzelewski, Ed (B)	Maryland
2.	Tarasovic, George (C)	LSU
3.	Wadiak, Steve (B)	South Carolina
4.	Gearding, Jack (T)	Xavier
5.	Choice to Chicago Bears	—
6.	Choice to Los Angeles	—
7.	Hippus, Claude (B)	Georgia
8.	Choice to Chicago Bears	—
9.	Payne, Herly (B)	Tennessee
10.	Gilmartin, George (B)	Xavier
11.	Spinks, Jack (B)	Alcorn A & M
12.	McFadden, Marv (T)	Michigan State
13.	Flood, Dave (B)	Notre Dame
14.	Davis, June (G)	Texas
15.	Pivrotto, Dick (B)	Princeton
16.	Ladygo, Pete (G)	Maryland
17.	Smithwick, Pat (E)	St. Norberts
18.	MacDonald, Andy (B)	Ken. Michigan
19.	Kerkorian, Gary (QB)	Stanford
20.	Simeone, Dan (T)	Villanova
21.	Babcock, Harry (E)	Georgia
22.	Byrne, Bob (B)	Montana State
23.	Pollock, Vic (B)	Army
24.	Bestwick, Bob (QB)	Pittsburgh
25.	Robinson, Bill (B)	Lincoln (Mo.)
26.	Wilson, Bobby (B)	Alabama
27.	Doyle, Skip (B)	Ohio State
28.	Hanifan, Jerry (B)	St. Bonaventure
29.	Warriner, Chris (E)	Pittsburgh
30.	Kissell, Ed (B)	Wake Forest

1951 9th Overall

Rd	Player	School
1.	Avinger, Clarence (B)	Alabama
2.	Ortmann, Chuck (B)	Michigan
3.	Sulima, George (E)	Boston University
4.	French, Barry (T)	Purdue
5.	Sampson, Floyd (B)	McMurry
6.	Dodrill, Dale (G)	Colorado A & M
7.	Mathews, Ray (B)	Clemson
8.	Minarik, Hank (E)	Michigan State
9.	Schweder, John (G)	Penn
10.	Salata, Paul (E)	Southern California
11.	McCutcheon, Joe (G)	Washington & Lee
12.	Brandt, Jim (B)	St. Thomas (Minn.)
13.	Szabo, Bill (T)	Bucknell
14.	Mizerany, Mike (G)	Alabama
15.	Webb, Clay (B)	Kentucky
16.	Oberg, Lambert (C)	Trinity (Conn.)
17.	Ghelmann, Ted (T)	William & Mary
18.	Field, Pat (B)	Georgia
19.	Pavilkowski, Bill (B)	Boston University
20.	Donnelly, Tom (T)	Holy Cross
21.	Cheatham, Ernie (T)	Loyola (Cal.)
22.	Hendley, Dick (B)	Clemson
23.	Minor, Joe (E)	John Carroll
24.	Alois, Art (C)	San Francisco
25.	Calvin, Tommy (B)	Alabama
26.	Pearman, Bill (G)	Tennessee
27.	Radcliffe, Bob (B)	Wisconsin
28.	Hansen, Howie (B)	UCLA
29.	Smith, Fred (E)	Tulsa
30.	Gruble, John (E)	Tennessee

1950 8th Overall

Rd	Player	School
1.	Chandnois, Lynn (B)	Michigan State
2.	Stautner, Ernie (T)	Boston College
3.	Hughes, George (G)	William & Mary
4.	Choice to Chicago Bears	—
5.	Allen, Lou (T)	Duke
6.	Mattson, Ed (B)	Trinity (Texas)
7.	Smith, Truett (B)	Mississippi State & Wyoming
8.	Rogel, Fran (B)	Penn State
9.	Druen, Max (T)	Tulane
10.	Choice to Chicago Cards	—
11.	Williams, Charley (E)	Sam Houston State
12.	Choice to Chicago Cards	—
13.	Norton, Negley (T)	Penn State
14.	Kynes, Jim (C)	Florida
15.	Russell, Harry (B)	San Jose State
16.	Barkouskie, Bernie (G)	Pittsburgh
17.	Bodine, Al (B)	Georgia
18.	Powell, Kenneth (E)	North Carolina
19.	Gaul, Frank (T)	Notre Dame
20.	DeNoia, Mike (B)	Scranton
21.	Tomlinson, Dick (G)	Kansas
22.	Burak, Stan (B)	George Washington
23.	Kersulis, Walt (E)	Illinois
24.	Weaver, John (G)	Miami (Ohio)
25.	Numbers, Bob (C)	Lehigh
26.	Vaccaro, Nick (B)	Florida
27.	Kreiser, Elmer (E)	Bloomsburg State
28.	Diehl, Jerry (B)	Idaho
29.	DePasqua, Carl (B)	Pittsburgh
30.	Hudak, Ed (T)	Notre Dame

1949 6th Overall

Rd	Player	School
1.	Gage, Bobby (B)	Clemson
2.	Davis, Harper (B)	Mississippi State
3.	Walsh, Bill (C)	Notre Dame
4.	Geri, Joe (B)	Georgia
5.	Long, Bill (E)	Oklahoma A & M
6.	Brightwell, Doug (C)	TCU
7.	Talarico, Bill (B)	Penn
8.	Brown, George (G)	TCU
9.	Breenan, Tom (T)	Boston College
10.	Hood, Bob (E)	Alabama
11.	Sanders, Al (C)	Mississippi Southern
12.	Finks, Jimmy (B)	Tulsa
13.	Walston, R.R.(G)	North Texas State
14.	Moon, Dave (B)	SMU
15.	Sobczak, Ed (E)	Michigan
16.	Snell, Denard (T)	Auburn
17.	Kissell, Veto (B)	Holy Cross
18.	Shipman, Clint (T)	East Texas State
19.	McBride, Jack (E)	Rice
20.	Mann, Ben (G)	Mississippi
21.	Jackura, Joe (C)	Georgia
22.	Johnson, Loyd (B)	West Texas State
23.	Owens, Jim (E)	Oklahoma
24.	Snowden, Ivan (T)	Texas A & I
25.	Goff, Bobby (B)	Texas A & M

Steelers All-Time Draft Picks

1948 9th Overall

Rd	Player	School
1.	Edwards, Dan (E)	Georgia
2.	Nuzum, Jerry (B)	New Mexico A & M
3.	Wozniak, John (G)	Alabama
4.	Gasparella, Joe (QB)	Notre Dame
5.	Luongo, Bill (B)	Penn
6.	Cooper, Jim (C)	North Texas State
7.	Ryan, Ed (E)	St. Mary's (Cal.)
8.	Deranek, Dick (B)	Indiana
9.	Redfield, Paul (T)	Colgate
10.	Papach, George (B)	Purdue
11.	Finical, Tom (E)	Princeton
12.	Lane, Clayton (T)	New Hampshire
13.	Mazuca, Dick (G)	Canisius
14.	McPeak, Bill (E)	Pittsburgh
15.	Messoline, Frank (B)	Scranton
16.	Lane, Tom (T)	Muhlenburg
17.	Barbolak, Pete (T)	Purdue
18.	Folger, Fred (B)	Duke
19.	Snyder, Charley (T)	Marshall
20.	Stevens, Tally (E)	Utah
21.	Norman, Dike (C)	Washington & Lee
22.	Simmons, Floyd (B)	Notre Dame
23.	Hausser, Paul (T)	Wichita
24.	Ramsey, Bob (B)	SMU
25.	Whitlow, Felton (T)	North Texas State
26.	Bowen, Dinky (B)	Georgia Tech
27.	Gibron, Abe (G)	Purdue
28.	Hilkene, Bruce (T)	Michigan
29.	Zuchowski, Ted (T)	Toledo
30.	DeMatteo, Tony (B)	Pittsburgh

1947 5th Overall

Rd	Player	School
1.	Bechtol, Hub (E)	Texas
2.	Mastrangelo, John (G)	Notre Dame
3.	Wydo, Frank (T)	Cornell
4.	Aschenbrenner, Frank (B)	Northwestern
5.	Meeks, Bryant (C)	South Carolina
6.	Shipkey, Jerry (B)	UCLA
7.	Vander Clute, Bert (G)	Wesleyan
8.	Gibson, Paul (E)	North Carolina State
9.	Medd, Jack (C)	Wesleyan
10.	Fitch, Jack (B)	North Carolina
11.	Parseghian, Ara (B)	Miami (Ohio)
12.	Moore, Bill (T)	Penn State
13.	Bruno, Larry (B)	Geneva
14.	Jenkins, Ralph (C)	Clemson
15.	Nickel, Elbie (E)	Cincinnati
16.	Cregar, Bill (C)	Holy Cross
17.	Mulready, Jerry (B)	North Dakota State
18.	Smith, Warren (T)	Kansas Wesleyan
19.	Hamilton, Fred (T)	Vanderbilt
20.	Taylor, Fred (E)	TCU
21.	Bushmaier, Binks (B)	Vanderbilt
22.	Davis, Paul (B)	Otterbein
23.	Kalminar, Tommy (B)	Pitt & Nevada
24.	Mohr, Don (E)	Baldwin-Wallace
25.	Young, Art (G)	Dartmouth
26.	Sazio, Ralph (T)	William & Mary
27.	Pitzer, Dick (E)	Army
28.	Stalloni, Tom (T)	Delaware
29.	DiFrancesca, Vince (G)	Northwestern
30.	Lahr, Warren (B)	Western Reserve

1946 3rd Overall

Rd	Player	School
1.	Blanchard, Doc (B)	Army
2.	Clark, George (B)	Duke
3.	Rowe, Harmon (B)	Baylor & San Francisco
4.	Tepsic, Joe (B)	Penn State
5.	Seiferling, Jack (B)	Utah State
6.	Woods, Marion (G)	Clemson
7.	Reinhardt, Tom (T)	Minnesota
8.	Ponsetto, Joe (B)	Michigan
9.	Evans, Bob (B)	Penn
10.	Borwell, Mel (B)	Central Iowa
11.	Holloway, Doc (G)	William & Mary
12.	Owen, Carroll (B)	Catawba
13.	Poppin, George (T)	New Mexico
14.	McCain, Bob (E)	Mississippi
15.	Tallchief, Tom (T)	Oklahoma
16.	Peri, Al (B)	Youngstown & Georgia
17.	Lopez, Russ (C)	West Virginia
18.	Garrison, Charles (G)	Wake Forest
19.	Cloud, Bill (T)	Temple
20.	Garbinski, Mike, (B)	Penn State
21.	Loiacano, Charley (C)	Lafayette
22.	Johnson, George (T)	Pittsburgh
23.	Leitheiser, Bill (G)	Duke
24.	Adams, Roger (C)	Florida
25.	Verkins, Bob (B)	Tulsa
26.	Castle Clarence (B)	Mississippi
27.	Marino, Marchi (T)	Penn State
28.	Hansen, Bob (E)	UCLA
29.	Graves, Larry (T)	Newberry
30.	Bruce, Gall (E)	Washington

1945 2nd Overall

Rd	Player	School
1.	Duhart, Paul (B)	Florida
2.	Dugger, Jack (E)	Ohio State
3.	Dellastatious, Bill (B)	Missouri
4.	Adams, Roger (C)	Florida
5.	Mehelich, Chuck (E)	Duquesne
6.	Browning, Greg (E)	Denver
7.	Wolak, Mike (B)	Duquesne
8.	Hughes, Tom (T)	Purdue & Missouri
9.	Pense, Leon (B)	Arkansas
10.	Brandau, Art (C)	Tennessee
11.	Ball, Ray (B)	Holy Cross
12.	Basilone, Frank (B)	Duquesne
13.	Monahan, John (E)	Dartmouth
14.	Odelli, Mel (B)	Duquesne
15.	Choice to Chicago Bears	—
16.	Ungles, Jim (B)	Kansas State
17.	Itzel, John (B)	Pittsburgh
18.	Wizbicki, Alex (B)	Holy Cross
19.	Landrigan, Jim (T)	Holy Cross & Dartmouth
20.	Lilienthal, Bill (T)	Villanova
21.	Price, Art (B)	Rutgers
22.	Malmberg, Don (B)	UCLA
23.	Hartwell, Everette (E)	Auburn
24.	Cain, Ed (B)	Rice
25.	Carliaccini, Angelo (B)	Pittsburgh
26.	Burns, Ed (B)	Boston College
27.	Stough, Glen (T)	Duke
28.	Marsh, Jim (T)	Oklahoma A & M
29.	Grant, Ralph (B)	Bucknell
30.	Kondria, John (T)	St. Vincent

Steelers All-Time Draft Picks

1944 10th Overall

Rd	Player	School
1.	Podesto, Johnny (B)	St. Mary's (Cal.)
2.	Odell, Bob (B)	Penn
3.	Gantt, Bob (E)	Duke
4.	McCaffray, Art (T)	Santa Clara & College of Pacific
5.	Owen, George (G)	Wake Forest
6.	Savage, Dan (B)	Brown
7.	Freitas, Jesse (B)	Santa Clara
8.	Titus, George (C)	Holy Cross
9.	Stofko, Ed (B)	St. Francis
10.	Jansante, Val (E)	Duquesne
11.	Buda, Carl (G)	Tulsa
12.	Gray, Sam (E)	Tulsa
13.	Longacre, Bob (B)	William & Mary
14.	Zetty, Les (E)	Muhlenberg
15.	Myers, Jim (G)	Tennessee
16.	Gottlieb, Joe (B)	Duquesne
17.	Davis, Hugh (B)	Michigan State
18.	Sullivan, Bill (E)	Villanova
19.	Woodside, Jimmy (C)	Temple
20.	Miller, Bill (B)	Penn
21.	Lawson, Bob (E)	Holy Cross
22.	Caver, Hank (B)	Presbyterian
23.	Carter, Paul (T)	Michigan State
24.	Holben, Dick (T)	Muhlenberg
25.	Tippee, Howard (B)	Iowa State
26.	Malmberg, Charley (T)	Rice
27.	Ashbaugh, Russ (B)	Notre Dame
28.	Petroski, Pat (G)	Miami (Fla.)
29.	Tosti, Joe (E)	Scranton
30.	Seelinger, Len (B)	Wisconsin

1943 7th Overall

Rd	Player	School
1.	Daley, Bill (B)	Minnesota
2.	Russell, Jack (E)	Baylor
3.	Connolly, Harry (B)	Boston College
4.	Sossamon, Lou (C)	South Carolina
5.	Ratto, Al (C)	St. Mary's (Cal.)
6.	Curry, Ray (E)	St. Mary's (Cal.)
7.	Murphy, Ed (E)	Holy Cross
8.	Dwelle, Dick (B)	Rice
9.	Wukits, Al (C)	Duquesne
10.	Repko, Joe (T)	Boston College
11.	Boltrek, Pete (T)	North Carolina State
12.	Shiekman, Mort (G)	Penn
13.	Crain, Miit (B)	Baylor
14.	Kielbasa, Max (B)	Duquesne
15.	Skorich, Nick (G)	Cincinnati
16.	Field, Jackie (B)	Texas
17.	Bucek, Felix (G)	Texas A & M
18.	Welsh, Johnny (B)	Penn
19.	Compagno, Tony (B)	St. Mary's (Cal.)
20.	Zapalac, Willie (B)	Texas A & M
21.	Bain, George (T)	Oregon State
22.	Wynne, Clay (T)	Arkansas
23.	Cibulas, Joe (T)	Duquesne
24.	Yambrick, Bill (C)	Western Michigan
25.	Freeman, Jack (G)	Texas
26.	Goode, Joe (B)	Duquesne
27.	Durishan, Jack (T)	Pittsburgh
28.	Lobpries, Fritz (G)	Texas
29.	Jones, Art (B)	Haverford
30.	Ruman, Bob (B)	Arizona

1942 1st Overall

Rd	Player	School
1.	Dudley, Bill (B)	Virginia
2.	Martin, Vern (B)	Texas
3.	Casanega, Ken (B)	Santa Clara
4.	Kutner, Mal (E)	Texas
5.	Sandig, Curt (B)	St. Mary's (Tex.)
6.	Greene, Charley (T)	Tulsa
7.	Butler, Johnny (B)	Tennessee
8.	Spendlove, Floyd (T)	Utah
9.	Chase, Rayburn (B)	Missouri
10.	Steele, Ernie (B)	Washington
11.	Wood, Thornley (B)	Columbia
12.	Roach, Bill (E)	TCU
13.	Holt, Wayne (G)	Tulsa
14.	Mosher, Clure (C)	Louisville
15.	Law, Hubbard (B)	Sam Houston
16.	Tomasic, Andy (B)	Temple
17.	Chamberlain, Garth (T)	Brigham Young
18.	Rokisky, John (E)	Duquesne
19.	Jenkins, Ray (B)	Colorado
20.	Kapriva, Frank (G)	Wake Forest

1941 3rd Overall

Rd	Player	School
1.	Gladchuk, Chet (C)	Boston College
2.	Knolla, Johnny (B)	Creighton
3.	Ringgold, Jim (B)	Wake Forest
4.	Sears, Vic (T)	Oregon State
5.	Suffridge, Bob (G)	Tennessee
6.	Robert, Jim (C)	Marshall
7.	Elrod, Ervin (E)	Mississippi State
8.	Fritz, Ralph (G)	Michigan
9.	Uremovich, Emil (T)	Indiana
10.	Severin, Paul (E)	North Carolina
11.	Cotton, Russ (B)	Texas Mines
12.	Goree, J.W. (G)	LSU
13.	Eibner, John (T)	Kentucky
14.	McAfee, Wes (B)	Duke
15.	Fox, Terry (B)	Miami (Fla.)
16.	Cornwall, Bill (T)	Furman
17.	Kerr, George (G)	Boston College
18.	Bjorklund, Bob (E)	Minnesota
19.	Castiglia, Jim (B)	Georgetown
20.	Landsberg, Mort (B)	Cornell

Steelers All-Time Draft Picks

1940 3rd Overall

Rd	Player	School
1.	Eakin, Kay (B)	Arkansas
2.	Wenzel, Ralph (E)	Tulane
3.	Kick, George (B)	Bucknell
4.	Ivy, Frank (E)	Oklahoma
5.	Goff, Clark (T)	Florida
6.	Bykowski, Frank (G)	Purdue
7.	Cignetti, Pete (B)	Boston College
8.	Nery, Carl (G)	Duquesne
9.	Boisseau, Dick (T)	Washington & Lee
10.	Shu, Paul (B)	VMI
11.	Cox, Cary (C)	Alabama
12.	Pirro, Rocco (B)	Catholic
13.	Noppenberg, John (B)	Miami (Fla.)
14.	Stublar, Nick (T)	Santa Clara
15.	McCarthy, Ray (B)	Santa Clara
16.	Gajeccki, Leon (C)	Penn State
17.	Sullivan, Mike (E)	North Carolina State
18.	Daly, Seaton (T)	Gonzaga
19.	Harvey, Thad (T)	Notre Dame
20.	Katzenstein, Marvin (T)	Colorado Mines

1939 2nd Overall

Rd	Player	School
1.	Choice to Chicago Bears	—
2.	Choice to Brooklyn	—
3.	Patterson, Bill (B)	Baylor
4.	McCullough, Hugh (B)	Oklahoma
5.	Wheeler, Ernie (B)	North Dakota State
6.	Boyd, Sam (E)	Baylor
7.	Palumbo, Eddie (B)	Detroit
8.	Nelson, Ole (E)	Michigan State
9.	Petro, Steve (G)	Pittsburgh
10.	Lee, Jack (B)	Carnegie Tech
11.	Tomasetti, Lou (B)	Bucknell
12.	Cochran, Denny (B)	St. Louis
13.	Hoffman, Fabian (E)	Pittsburgh
14.	Clary, Ed (B)	South Carolina
15.	Tosi, John (C)	Niagara
16.	Lezouski, Al (G)	Pittsburgh
17.	Longhi, Ed (C)	Notre Dame
18.	Shrik, Dave (E)	Kansas
19.	Peters, Frank (E)	Washington
20.	Sheldrake, Tom (E)	Washington

1938 4th Overall

Rd	Player	School
1a.	White, Byron (B)	Colorado
1b.	Filchok, Frankie (B)	Indiana
2a.	Choice to New York	—
2b.	Choice to Detroit	—
3.	Midler, Lou (T)	Minnesota
4.	Platukis, George (E)	Duquesne
5.	King, Ray (E)	Minnesota
6.	Burnette, Tom (B)	North Carolina
7.	McDonough, Paul (E)	Utah
8.	McCarty, Pat (C)	Notre Dame
9.	Choice to Cleveland	—
10.	Choice to Chicago Cards	—

1937 5th Overall

Rd	Player	School
1.	Basrak, Mike (C)	Duquesne
2.	Finley, Bob (B)	SMU
3.	Breedon, Bill (E)	Oklahoma
4.	Hewes, Bo (B)	Oklahoma
5.	Frye, Jack (B)	Missouri
6.	Roach, Walt (E)	TCU
7.	Haines, Byron (E)	Washington
8.	Kordick, Marty (G)	St. Mary's (Cal.)
9.	Patanelli, Matt (E)	Michigan
10.	Nevers, Stan (T)	Kentucky

1936 3rd Overall

Rd	Player	School
1.	Shakespeare, Bill (B)	Notre Dame
2.	Barnum, Len (B)	West Virginia Wesleyan
3.	Grayson, Bobby (B)	Stanford
4.	Spain, Truman (T)	SMU
5.	Sandefur, Wayne (B)	Purdue
6.	Orr, Maurice (T)	SMU
7.	Peters, Marty (E)	Notre Dame
8.	Karpowich, Ed (T)	Catholic
9.	Meglen, Joe (B)	Georgetown



PITTSBURGH STEELERS

RECORDS



20 18



Steelers All-Time Individual Leaders

Steelers All-Time Service

Most Seasons

1. Mike Webster (1974-88)	15
2. Ben Roethlisberger (2004 -17)	14
James Harrison (2002, 04-12, 14-17)	14
Hines Ward (1998-2011)	14
Donnie Shell (1974-87)	14
John Stallworth (1974-87)	14
Larry Brown (1971-84)	14
Mel Blount (1970-83)	14
Terry Bradshaw (1970-83)	14
Ernie Stautner (1950-63)	14
11. Brett Keisel (2002-14)	13
Aaron Smith (1999-2011)	13
Dermontti Dawson (1988-2000)	13
Gary Anderson (1982-94)	13
Tunch Ilkin (1980-92)	13
Jon Kolb (1969-81)	13
L.C. Greenwood (1969-81)	13
Joe Greene (1969-81)	13
Sam Davis (1967-79)	13
Ray Mansfield (1964-76)	13

Most Games

1. Mike Webster (1974-88)	220
2. Hines Ward (1998-2011)	217
3. Donnie Shell (1974-87)	201
4. Ben Roethlisberger (2014-17)	200
Mel Blount (1970-83)	200
6. Gary Anderson (1982-94)	197
7. Dermontti Dawson (1988-2000)	184
8. Deshea Townsend (1998-2009)	183
9. Ray Mansfield (1964-76)	182
10. Greg Warren (2005 -16)	181

Most Consecutive Games Played

1. Ray Mansfield (1964-76)	182
2. Mike Webster (1974-85)	177
3. Dermontti Dawson (1988-99)	170

Steelers All-Time Scoring

Most Total Points

CAREER:

1. Gary Anderson (1982-94), 416 PATs, 309 FGs	1,343
2. Jeff Reed (2002-10), 307 PATs, 204 FGs	919
3. Roy Gerela (1971-78), 293 PATs, 146 FGs	731
4. Franco Harris (1972-83), 100 TDs	600
5. Shaun Suisham (2010-14), 173 PATs, 124 FGs	545

SEASON:

1. Chris Boswell (2017), 37 PATs, 35 FGs	142
2. Norm Johnson (1995), 39 PATs, 34 FGs	141
3. Gary Anderson (1985), 40 PATs, 33 FGs	139
4. Shaun Suisham (2014), 45 PATs, 29 FGs	132
5. Shaun Suisham (2013), 39 PATs, 30 FGs	129
6. Jeff Reed (2004), 40 PATs, 28 FGs	124
Kris Brown (2001) 34 PATs, 30 FGs	124
8. Roy Gerela (1973), 36 PATs, 29 FGs	123
9. Jeff Reed (2009), 41 PATs, 27 FGs	122
10. Gary Anderson (1983), 38 PATs, 27 FGs	119
Ray Gerela (1972), 35 PATs, 28 FGs	119

GAME:

1. Roy Jefferson (11/3/68 at Atlanta), 4 TDs	24
Ray Mathews (10/17/54 vs. Cleveland), 4 TDs	24
3. Charles Johnson (11/1/98 vs. Tennessee), 3TDs, 2-2PTs	22

Most Touchdowns

CAREER:

1. Franco Harris (1972-83)	100
2. Hines Ward (1998-2011)	86
3. Jerome Bettis (1996-2005)	80
4. Antonio Brown (2010-17)	64
John Stallworth (1974-87)	64
6. Lynn Swann (1974-82)	53
7. Louis Lipps (1984-91)	46
8. Heath Miller (2005-14)(TE)	45
9. Ray Mathews (1951-59)	43
10. Le'Veon Bell (2013-17)	42
Buddy Dial (1959-63)	42

SEASON:

1. Willie Parker (2006)	16
2. Louis Lipps (1985)	15
3. Antonio Brown (2014)	14
Franco Harris (1976)	14
5. Rashard Mendenhall (2010)	13
Jerome Bettis (2004)	13
7. Antonio Brown (2016)	12
Hines Ward (2002)	12
Franco Harris (1979)	12
Roy Jefferson (1968)	12
Buddy Dial (1961)	12

GAME:

1. Roy Jefferson (11/3/68 at Atlanta)	4
Ray Mathews (10/17/54 vs. Cleveland)	4
3. Le'Veon Bell (12/10/17 vs. Baltimore)	3
Antonio Brown (11/16/17 vs. Tennessee)	3
Le'Veon Bell (12/11/16 at Buffalo)	3
Antonio Brown (11/24/16 at Indianapolis)	3
Antonio Brown (12/6/15 vs. Indianapolis)	3
DeAngelo Williams (9/20/15 vs. San Francisco)	3
Le'Veon Bell (12/7/14 at Cincinnati)	3
Jerricho Cotchery (11/3/13 at New England)	3
Mewelde Moore (10/19/08 at Cincinnati)	3
Willie Parker (9/7/08 vs. Houston)	3
Hines Ward (10/22/06 at Atlanta)	3
Jerome Bettis (1/1/06 vs. Detroit)	3
Jerome Bettis (9/12/04 vs. Oakland)	3
Richard Huntley (9/12/99 at Cleveland)	3
Charles Johnson (11/1/98 vs. Tennessee)	3
Yancey Thigpen (12/7/97 vs. Denver)	3
Jerome Bettis (11/30/97 at Arizona) (OT)	3
Bam Morris (11/19/95 at Cincinnati)	3
Eric Pegrum (11/5/95 at Chicago)	3
Barry Foster (9/27/93 at Atlanta)	3
Merril Hoge (10/29/90 vs. L.A. Rams)	3
Eric Green (10/14/90 at Denver)	3
Merril Hoge (11/26/89 at Miami)	3
Walter Abercrombie (12/13/86 at N.Y. Jets)	3
Weegie Thompson (11/2/86 vs. Green Bay)	3
Louis Lipps (9/8/85 vs. Indianapolis)	3
John Stallworth (11/25/84 vs. San Diego)	3
John Stallworth (11/4/84 vs. Houston)	3
Jim Smith (9/28/80 vs. Chicago)	3
Franco Harris (11/25/79 vs. Cleveland)	3
Rocky Bleier (12/5/76 vs. Tampa Bay)	3
Steve Davis (9/22/74 at Denver)	3
Franco Harris (10/29/72 at Buffalo)	3
Earl Gros (12/21/69 vs. New Orleans)	3
John Henry Johnson (10/10/64 at Cleveland)	3
Buddy Dial (10/27/63 vs. Dallas)	3

Steelers All-Time Individual Leaders

Most Field Goals

CAREER:

1. Gary Anderson (1982-94)	309
2. Jeff Reed (2002-10)	204
3. Roy Gerela (1971-78)	146
4. Shaun Suisham (2010-14)	124
5. Norm Johnson (1995-98)	105

SEASON:

1. Chris Boswell (2017)	35
2. Norm Johnson (1995)	34
3. Gary Anderson (1985)	33
4. Shaun Suisham (2013)	30
Kris Brown (2001)	30
6. Chris Boswell (2015)	29
Shaun Suisham (2014)	29
Roy Gerela (1973)	29
9. Shaun Suisham (2012)	28
Jeff Reed (2004)	28
Gary Anderson (1993)	28
Gary Anderson (1992)	28
Gary Anderson (1988)	28
Roy Gerela (1972)	28

GAME:

1. Chris Boswell (12/18/16 at Cincinnati)	6
Jeff Reed (12/1/02 at Jacksonville)	6
Gary Anderson (10/23/88 vs. Denver)	6

Most Field Goal Attempts

CAREER:

1. Gary Anderson (1982-94)	395
2. Jeff Reed (2002-10)	249
3. Roy Gerela (1971-78)	227
4. Shaun Suisham (2010-14)	141
5. Norm Johnson (1995-98)	127

SEASON:

1. Kris Brown (2001)	44
2. Roy Gerela (1973)	43
3. Gary Anderson (1985)	42
Lou Michaels (1962)	42
5. Norm Johnson (1995)	41
Roy Gerela (1972)	41
Lou Michaels (1963)	41

GAME:

1. Lou Michaels (12/2/62 at St. Louis)	8
--	---

Longest Field Goals(50-Plus Yards)

1. Kris Brown (10/14/01 at Kansas City)	55
Gary Anderson (11/25/84 vs. San Diego)	55
3. Gary Anderson (12/8/91 at Houston)	54
4. Chris Boswell (11/26/17 vs. Green Bay)	53
Shaun Suisham (11/9/14 at N.Y. Jets)	53
Jeff Reed (11/8/10 at Cincinnati)	53
Jeff Reed (9/21/08 at Philadelphia)	53
Gary Anderson (10/21/84 at Indianapolis)	53
9. Chris Boswell (12/10/17 vs. Baltimore)	52
Shaun Suisham (10/11/12 at Tennessee)	52
Jeff Reed (9/12/10 vs. Atlanta)	52
Kris Brown (9/30/01 at Buffalo)	52
Kris Brown (11/12/00 vs. Philadelphia)	52
Norm Johnson (11/9/97 at Baltimore)	52
Gary Anderson (11/13/88 vs. Philadelphia)	52
Gary Anderson (11/22/87 at Cincinnati)	52
Gary Anderson (11/17/85 at Houston)	52
18. Chris Boswell (12/17/17 vs. New England)	51
Chris Boswell (12/6/15 vs. Indianapolis)	51
Chris Boswell (10/18/15 vs. Arizona)	51
Shaun Suisham (12/19/11 at San Francisco)	51

Jeff Reed (10/17/04 at Dallas)	51
Jeff Reed (9/26/04 at Miami)	51
Jeff Reed (9/14/03 at Kansas City)	51
Kris Brown (10/25/99 vs. Atlanta)	51
26. Chris Boswell (11/16/17 vs. Tennessee)	50
Jeff Reed (12/3/06 vs. Tampa Bay)	50
Jeff Reed (12/1/02 at Jacksonville)	50
Norm Johnson (11/19/95 at Cincinnati)	50
Gary Anderson (11/6/94 at Houston)	50
Gary Anderson (9/13/87 vs. San Francisco)	50
Lou Michaels (9/15/63 at Philadelphia)	50

Highest Field Goal Percentage

CAREER (Min. 45 Att.):

1. Chris Boswell (2015-2017) (85-95)	89.5
2. Shaun Suisham (2010-14) (124-141)	87.9
3. Norm Johnson (1995-98) (105-127)	82.7
4. Jeff Reed (2002-10) (204-249)	81.9
5. Gary Anderson (1982-94) (309-395)	78.2

SEASON (Min. 15 Att.):

1. Shaun Suisham (2013) (30-32)	93.8
2. Shaun Suisham (2010) (14-15)	93.3
Gary Anderson (1993) (28-30)	93.3
4. Chris Boswell (2017) (35-38)	92.1
5. Jeff Reed (2007) (23-25)	92.0

Most Consecutive Field Goals Made

1. Shaun Suisham (2013-14)	24
2. Jeff Reed (2004-05)	22
3. Gary Anderson (1994)	19
4. Jeff Reed (2007-08)	18

Most Extra Points

CAREER:

1. Gary Anderson (1982-94)	416
2. Jeff Reed (2002-10)	307
3. Roy Gerela (1971-78)	293
4. Shaun Suisham (2010-14)	173
5. Norm Johnson (1995-98)	137

SEASON:

1. Matt Bahr (1979)	50
2. Shaun Suisham (2014)	45
Jeff Reed (2005)	45
Gary Anderson (1984)	45
5. Jeff Reed (2007)	44
Roy Gerela (1978)	44
Roy Gerela (1975)	44
8. Jeff Reed (2009)	41
Jeff Reed (2006)	41
10. Jeff Reed (2004)	40
Norm Johnson (1997)	40
Gary Anderson (1985)	40
Roy Gerela (1976)	40

GAME:

1. Gary Kerkorian (11/30/52 vs. N.Y. Giants)	8
2. Shaun Suisham (10/26/14 vs. Indianapolis)	7
Gary Anderson (11/25/84 vs. San Diego)	7

Most Extra Point Attempts

CAREER:

1. Gary Anderson (1982-94)	420
2. Jeff Reed (2002-10)	310
3. Roy Gerela (1971-78)	306

SEASON:

1. Matt Bahr (1979)	52
---------------------	----

GAME:

1. Gary Kerkorian (11/30/52 vs. N.Y. Giants)	8
--	---

Steelers All-Time Individual Leaders

Most Consecutive Extra Points Made

CAREER:

1. Gary Anderson (began 9/11/83 at Green Bay to 12/4/88 at Houston) 202
2. Jeff Reed (began 12/28/03 at Baltimore to 11/3/08 at Washington) 189
3. Shaun Suisham (11/21/10 vs. Oakland to 12/28/14 vs. Cincinnati) 173

Steelers All-Time Rushing

Most Yards Rushing

CAREER:

1. Franco Harris (1972-83) 11,950
2. Jerome Bettis (1996-2005) 10,571
3. Willie Parker (2004-09) 5,378
4. **Le'Veon Bell (2013-17)** **5,336**
5. John Henry Johnson (1960-65) 4,381
6. Frank Pollard (1980-88) 3,989
7. Dick Hoak (1961-70) 3,965
8. Barry Foster (1990-94) 3,943
9. Rocky Bleier (1968, 1970-80) 3,865
10. Rashard Mendenhall (2008-12) 3,549

SEASON:

1. Barry Foster (1992) 1,690
2. Jerome Bettis (1997) 1,665
3. Willie Parker (2006) 1,494
4. Jerome Bettis (1996) 1,431
5. **Le'Veon Bell (2014)** **1,361**
6. Jerome Bettis (2000) 1,341
7. Willie Parker (2007) 1,316
8. **Le'Veon Bell (2017)** **1,291**
9. Rashard Mendenhall (2010) 1,273
10. **Le'Veon Bell (2016)** **1,268**

GAME:

1. **Le'Veon Bell (12/11/16 at Buffalo)** **236**
2. Willie Parker (12/7/06 vs. Cleveland) 223
3. John Fuqua (12/20/70 at Philadelphia) 218
4. Willie Parker (11/12/06 vs. New Orleans) 213
5. **Le'Veon Bell (11/17/14 at Tennessee)** **204**
6. John Henry Johnson (10/10/64 at Cleveland) 200
7. Barry Foster (9/13/92 vs. N.Y. Jets) 190
8. **Le'Veon Bell (12/7/14 at Cincinnati)** **185**
9. John Henry Johnson (12/11/60 vs. Philadelphia) 182
10. **Le'Veon Bell (10/15/17 at Kansas City)** **179**
- Barry Foster (9/18/94 vs. Indianapolis) 179
- Franco Harris (11/20/77 vs. Dallas) 179

Most 100-Yard Rushing Games

CAREER:

1. Jerome Bettis (1996-2005) 50
2. Franco Harris (1972-83) 47
3. Willie Parker (2004-09) 25
4. Barry Foster (1990-94) 20
5. **Le'Veon Bell (2013-17)** **18**

SEASON:

1. Barry Foster (1992) 12
2. Jerome Bettis (1997) 10
- Jerome Bettis (1996) 10
4. Willie Parker (2007) 8
5. Willie Parker (2006) 7
- Jerome Bettis (2000) 7
- Franco Harris (1972) 7

Most Rushing Attempts

CAREER:

1. Franco Harris (1972-83) 2,881
2. Jerome Bettis (1996-2005) 2,683
3. Willie Parker (2004-09) 1,253
4. **Le'Veon Bell (2013-17)** **1,229**

5. Dick Hoak (1961-70) 1,132
6. John Henry Johnson (1960-65) 1,006
7. Frank Pollard (1980-88) 953
8. Rocky Bleier (1968, 1970-80) 928
9. Barry Foster (1990-94) 915
10. Fran Rogel (1950-57) 900

SEASON:

1. Barry Foster (1992) 390
2. Jerome Bettis (1997) 375
3. Jerome Bettis (2000) 355
4. Willie Parker (2006) 337
5. Rashard Mendenhall (2010) 324
6. **Le'Veon Bell (2017)** **321**
- Willie Parker (2007) 321
8. Jerome Bettis (1996) 320
9. Jerome Bettis (1998) 316
10. Franco Harris (1978) 310

GAME:

1. Franco Harris (10/17/76 vs. Cincinnati) 41
2. **Le'Veon Bell (12/11/16 at Buffalo)** **38**
3. Willie Parker (12/31/06 at Cincinnati) 37
- Amos Zereoue (11/10/02 vs. Atlanta) 37
5. Rashard Mendenhall (11/28/10 at Buffalo) 36
- Jerome Bettis (12/18/04 at N.Y. Giants) 36
- Jerome Bettis (11/30/97 at Arizona) 36
8. **Le'Veon Bell (10/22/17 vs. Cincinnati)** **35**
- Le'Veon Bell (10/1/17 at Baltimore)** **35**
- Rocky Bleier (10/26/75 at Green Bay) 35

Most Rushing Touchdowns

CAREER:

1. Franco Harris (1972-83) 91
2. Jerome Bettis (1996-2005) 78
3. **Le'Veon Bell (2013-17)** **35**
- Kordell Stewart (1995-02) 35
5. Terry Bradshaw (1970-83) 32
6. Rashard Mendenhall (2008-12) 29
7. Barry Foster (1990-94) 26
- John Henry Johnson (1960-65) 26
9. Dick Hoak (1961-70) 25
10. Willie Parker (2004-09) 24

SEASON:

1. Franco Harris (1976) 14
2. Rashard Mendenhall (2010) 13
- Willie Parker (2006) 13
- Jerome Bettis (2004) 13
5. DeAngelo Williams (2015) 11
- Kordell Stewart (1997) 11
- Jerome Bettis (1996) 11
- Barry Foster (1992) 11
- Franco Harris (1979) 11
- Franco Harris (1977) 11
11. Franco Harris (1975) 10
- Franco Harris (1972) 10

GAME:

1. **Le'Veon Bell (12/11/16 at Buffalo)** **3**
- DeAngelo Williams (9/20/15 vs. San Francisco) 3
- Willie Parker (9/7/08 vs. Houston) 3
- Jerome Bettis (1/1/06 vs. Detroit) 3
- Jerome Bettis (9/12/04 vs. Oakland) 3
- Jerome Bettis (11/30/97 at Arizona) 3
- Bam Morris (11/19/95 at Cincinnati) 3
- Barry Foster (9/27/93 at Atlanta) 3
- Merril Hoge (11/26/89 at Miami) 3
- Rocky Bleier (12/5/76 at Tampa Bay) 3
- Earl Gros (12/21/69 at New Orleans) 3
- John Henry Johnson (10/10/64 at Cleveland) 3

Steelers All-Time Individual Leaders

Highest Rushing Average

CAREER (Min. 1,500 Yards):

1. Kordell Stewart (1995-2002)	5.2
2. Terry Bradshaw (1970-83)	5.1
3. John Henry Johnson (1960-65)	4.4
4. Le'Veon Bell (2013-17)	4.3
Willie Parker (2004-09)	4.3
Barry Foster (1990-94)	4.3
Sidney Thornton (1977-82)	4.3
8. Frank Pollard (1980-88)	4.2
John Fuqua (1970-76)	4.2
Rocky Bleier (1968, 1970-80)	4.2

SEASON (Min. 115 Att.):

1. Franco Harris (1972)	5.6
2. John Henry Johnson (1960)	5.3
3. Johnny Clement (1947)	5.2
4. Sidney Thornton (1979)	5.0
Frenchy Fuqua (1970)	5.0
6. Le'Veon Bell (2016)	4.9
Dick Hoak (1968)	4.9
8. Jerome Bettis (2001)	4.8
Franco Harris (1975)	4.8
Franco Harris (1974)	4.8
11. Le'Veon Bell (2014)	4.7
Willie Parker (2005)	4.7
Rocky Bleier (1976)	4.7

Steelers All-Time Yards from Scrimmage

Total Yards From Scrimmage

CAREER:

1. Franco Harris (1972-83)	14,234
2. Hines Ward (1998-11)	12,511
3. Jerome Bettis (1996-05)	11,377
4. Antonio Brown (2010-17)	10,029
5. John Stallworth (1974-87)	8,834
6. Le'Veon Bell (2013-17)	7,996
7. Heath Miller (2005-15)(TE)	6,577
8. Louis Lipps (1984-91)	6,406
9. Willie Parker (2004-09)	6,075
10. Lynn Swann (1974-82)	5,534

SEASON:

1. Le'Veon Bell (2014)	2,215
2. Barry Foster (1992)	2,034
3. Le'Veon Bell (2017)	1,946
4. Le'Veon Bell (2016)	1,884
5. Antonio Brown (2015)	1,862
6. Jerome Bettis (1997)	1,775
7. Willie Parker (2006)	1,716
8. Antonio Brown (2014)	1,711
9. Jerome Bettis (1996)	1,553
10. Antonio Brown (2017)	1,533

Steelers All-Time Passing

Most Yards Passing

CAREER:

1. Ben Roethlisberger (2004-17)	51,065
2. Terry Bradshaw (1970-83)	29,989
3. Kordell Stewart (1995-2002)	13,328
4. Neil O'Donnell (1990-95)	12,867
5. Bubby Brister (1986-92)	10,104
6. Bobby Layne (1958-62)	9,030
7. Jim Finks (1949-55)	8,622
8. Mark Malone (1980-87)	8,582
9. Tommy Maddox (2001-05)	7,139
10. Mike Tomczak (1993-99)	6,649

SEASON:

1. Ben Roethlisberger (2014)	4,952
2. Ben Roethlisberger (2009)	4,328
3. Ben Roethlisberger (2013)	4,261
4. Ben Roethlisberger (2017)	4,251
5. Ben Roethlisberger (2011)	4,077
6. Ben Roethlisberger (2015)	3,938
7. Ben Roethlisberger (2016)	3,819
8. Terry Bradshaw (1979)	3,724
9. Ben Roethlisberger (2006)	3,513
10. Tommy Maddox (2003)	3,414

GAME:

1. Ben Roethlisberger (10/26/14 vs. Indianapolis)	522
2. Ben Roethlisberger (12/10/17 vs. Baltimore)	506
3. Ben Roethlisberger (12/20/09 vs. Green Bay)	503
4. Tommy Maddox (11/10/02 vs. Atlanta)	473
5. Ben Roethlisberger (11/29/15 at Seattle)	456
6. Ben Roethlisberger (11/30/14 vs. New Orleans)	435
7. Ben Roethlisberger (11/5/06 vs. Denver)	433
8. Ben Roethlisberger (10/18/09 vs. Cleveland)	417
9. Bobby Layne (12/13/58 vs. Chicago Cards)	409
10. Ben Roethlisberger (11/13/16 vs. Dallas)	408
11. Ben Roethlisberger (9/22/13 vs. Chicago)	406
12. Ben Roethlisberger (11/3/13 at New England)	400

Most 300-Yard Passing Games

CAREER:

1. Ben Roethlisberger (2004-17)	53
2. Tommy Maddox (2001-05)	6
Neil O'Donnell (1990-95)	6
4. Terry Bradshaw (1970-83)	4
5. Kordell Stewart (1995-02)	3
Mike Tomczak (1993-99)	3
Bubby Brister (1986-92)	3
Jim Finks (1949-55)	3
9. Mark Malone (1980-87)	2
Bill Nelsen (1963-67)	2

SEASON:

1. Ben Roethlisberger (2014)	9
2. Ben Roethlisberger (2015)	8
3. Ben Roethlisberger (2013)	5
Ben Roethlisberger (2011)	5
Ben Roethlisberger (2009)	5
6. Ben Roethlisberger (2017)	4
Ben Roethlisberger (2016)	4
Tommy Maddox (2003)	4
Neil O'Donnell (1995)	4
10. Ben Roethlisberger (2012)	3
Ben Roethlisberger (2010)	3
Ben Roethlisberger (2008)	3
Terry Bradshaw (1979)	3

Most Passing Attempts

CAREER:

1. Ben Roethlisberger (2004-17)	6,493
2. Terry Bradshaw (1970-83)	3,901
3. Kordell Stewart (1995-2002)	2,107
4. Neil O'Donnell (1990-95)	1,871
5. Bubby Brister (1986-92)	1,477
6. Jim Finks (1949-55)	1,382
7. Mark Malone (1980-87)	1,374
8. Bobby Layne (1958-62)	1,156
9. Tommy Maddox (2001-05)	1,036
10. Mike Tomczak (1993-99)	973

Steelers All-Time Individual Leaders

Most Passing Attempts (Continued)

SEASON:

1. Ben Roethlisberger (2014)	608
2. Ben Roethlisberger (2013)	584
3. Ben Roethlisberger (2017)	561
4. Tommy Maddox (2003)	519
5. Ben Roethlisberger (2011)	513
6. Ben Roethlisberger (2016)	509
7. Ben Roethlisberger (2009)	506
8. Neil O'Donnell (1993)	486
9. Terry Bradshaw (1979)	472
10. Ben Roethlisberger (2015)	469
Ben Roethlisberger (2008)	469
Ben Roethlisberger (2006)	469

GAME:

1. Ben Roethlisberger (12/10/17 vs. Baltimore)	66
2. Ben Roethlisberger (11/30/14 vs. New Orleans)	58
3. Tommy Maddox (12/8/02 vs. Houston)	57
4. Ben Roethlisberger (10/8/17 vs. Jacksonville)	55
Ben Roethlisberger (12/20/15 vs. Denver)	55
Ben Roethlisberger (11/29/15 at Seattle)	55
Neil O'Donnell (12/24/95 at Green Bay)	55
8. Ben Roethlisberger (11/5/06 vs. Denver)	54
9. Neil O'Donnell (11/5/95 at Chicago)	52
Neil O'Donnell (10/19/95 vs. Cincinnati)	52
11. Ben Roethlisberger (9/29/13 at Minnesota)	51
12. Ben Roethlisberger (10/30/11 vs. New England)	50
Joe Gilliam (9/22/74 at Denver)	50

Most Passes Completed

CAREER:

1. Ben Roethlisberger (2004-17)	4,164
2. Terry Bradshaw (1970-83)	2,025
3. Kordell Stewart (1995-2002)	1,190
4. Neil O'Donnell (1990-95)	1,069
5. Bubby Brister (1986-92)	776
6. Mark Malone (1980-87)	690
7. Jim Finks (1949-55)	661
8. Tommy Maddox (2001-05)	603
9. Bobby Layne (1958-62)	569
10. Mike Tomczak (1993-99)	546

SEASON:

1. Ben Roethlisberger (2014)	408
2. Ben Roethlisberger (2013)	375
3. Ben Roethlisberger (2017)	360
4. Ben Roethlisberger (2009)	337
5. Ben Roethlisberger (2016)	328
6. Ben Roethlisberger (2011)	324
7. Ben Roethlisberger (2015)	319
8. Tommy Maddox (2003)	298
9. Ben Roethlisberger (2012)	284
10. Ben Roethlisberger (2006)	280

GAME:

1. Ben Roethlisberger (12/10/17 vs. Baltimore)	44
2. Ben Roethlisberger (12/20/15 vs. Denver)	40
Ben Roethlisberger (10/26/14 vs. Indianapolis)	40
4. Ben Roethlisberger (11/5/06 vs. Denver)	38
5. Ben Roethlisberger (11/13/16 vs. Dallas)	37
6. Ben Roethlisberger (11/29/15 at Seattle)	36
Ben Roethlisberger (9/29/13 at Minnesota)	36
Ben Roethlisberger (9/23/12 at Oakland)	36
Ben Roethlisberger (10/30/11 vs. New England)	36
10. Ben Roethlisberger (10/19/16 vs. NY Jets)	34
Neil O'Donnell (11/5/95 at Chicago)	34
12. Ben Roethlisberger (9/10/09 vs. Tennessee)	33
Neil O'Donnell (12/24/95 at Green Bay)	33

Most Consecutive Passes Completed

1. Ben Roethlisberger (11/26/07 vs. Miami)	15
Bubby Brister (10/1/89 at Detroit)	15
3. Ben Roethlisberger (10/11/09 at Detroit)	13
Bill Nelson (12/18/66 at Atlanta [1]; 9/17/67 vs. Chicago [2])	13
5. Ben Roethlisberger (12/15/13 vs. Cincinnati)	12
Ben Roethlisberger (9/23/12 at Oakland)	12
7. Tommy Maddox (10/27/02 at Baltimore)	11
Bubby Brister (12/27/92 vs. Cleveland)	11
Neil O'Donnell (10/11/92 at Cleveland)	11
Mark Malone (11/25/84 vs. San Diego)	11

Highest Completion Percentage

CAREER: (Min. 500 Att.)

1. Ben Roethlisberger (4,164 - 6,493, 2004-16)	64.1%
2. Tommy Maddox (603-1,036, 2001-05)	58.2%
3. Neil O'Donnell (1,069-1,871, 1990-95)	57.1%
4. Kordell Stewart (1,190-2,107, 1995-02)	56.5%
5. Mike Tomczak (546-973, 1993-99)	56.1%
6. Bubby Brister (776-1,477, 1986-92)	52.5%
7. Terry Bradshaw (2,025-3,901, 1970-83)	51.9%
8. Mark Malone (690-1,374, 1980-87)	50.2%
9. Bobby Layne (569-1,156, 1958-62)	49.2%
10. Jim Finks (661-1,382, 1949-55)	47.8%
Dick Shiner (245-513, 1968-69)	47.8%

SEASON: (Min. 250 Att.)

1. Ben Roethlisberger (319-469, 2015)	68.0%
2. Ben Roethlisberger (408-608, 2014)	67.1%
3. Ben Roethlisberger (337-506, 2009)	66.6%
4. Ben Roethlisberger (196-295, 2004)	66.4%
5. Ben Roethlisberger (264-404, 2007)	65.3%
6. Ben Roethlisberger (328-509, 2016)	64.4%
7. Ben Roethlisberger (360-561, 2017)	64.2%
Ben Roethlisberger (375-584, 2013)	64.2%
9. Ben Roethlisberger (284-449, 2012)	63.3%
10. Ben Roethlisberger (324-513, 2011)	63.2%

GAME: (Min. 20 Att.)

1. Ben Roethlisberger (18-21, 11/26/07 vs. Miami)	85.7%
2. Landry Jones (23-27, 12/31/17 vs. Cleveland)	85.2%
3. Kordell Stewart (22-26, 11/24/02 vs. Cincinnati)	84.6%
4. Ben Roethlisberger (21-25, 10/17/04 at Dallas)	84.0%
Neil O'Donnell (21-25, 9/19/93 vs. Cincinnati)	84.0%
6. Ben Roethlisberger (20-24, 9/27/15 at St. Louis)	83.3%
7. Ben Roethlisberger (18-22, 10/7/07 vs. Seattle)	81.8%
Mark Malone (18-22, 11/25/84 vs. San Diego)	81.8%
9. Ben Roethlisberger (40-49, 10/26/14 vs. Indianapolis)	81.6%
10. Ben Roethlisberger (22-27, 10/2/16 vs. Kansas City)	81.5%
Mike Tomczak (22-27, 10/27/96 at Atlanta)	81.5%

Most Touchdown Passes

CAREER:

1. Ben Roethlisberger (2004-17)	329
2. Terry Bradshaw (1970-83)	212
3. Kordell Stewart (1995-02)	70
4. Neil O'Donnell (1990-95)	68
5. Bobby Layne (1958-62)	66
6. Jim Finks (1949-55)	55
7. Mark Malone (1980-87)	54
8. Bubby Brister (1986-92)	51
9. Tommy Maddox (2001-05)	42
10. Ed Brown (1962-65)	38

Steelers All-Time Individual Leaders

Most Touchdown Passes (Continued)

SEASON:

1.	Ben Roethlisberger (2014)	32
	Ben Roethlisberger (2007)	32
3.	Ben Roethlisberger (2016)	29
4.	Ben Roethlisberger (2017)	28
	Ben Roethlisberger (2013)	28
	Terry Bradshaw (1978)	28
7.	Ben Roethlisberger (2012)	28
	Ben Roethlisberger (2009)	26
	Terry Bradshaw (1979)	26
10.	Terry Bradshaw (1980)	24
11.	Terry Bradshaw (1981)	22
12.	Ben Roethlisberger (2015)	21
	Ben Roethlisberger (2011)	21
	Kordell Stewart (1997)	21
	Ed Brown (1963)	21

GAME:

1.	Ben Roethlisberger (11/2/14 vs. Baltimore)	6
	Ben Roethlisberger (10/26/14 vs. Indianapolis)	6
3.	Ben Roethlisberger (10/2/16 vs. Kansas City)	5
	Ben Roethlisberger (10/9/11 vs. Tennessee)	5
	Ben Roethlisberger (11/5/07 vs. Baltimore)	5
	Mark Malone (9/8/85 vs. Indianapolis)	5
	Terry Bradshaw (11/15/81 at Atlanta)	5
8.	Ben Roethlisberger (11/26/17 vs. Green Bay)	4
	Ben Roethlisberger (11/16/17 vs. Tennessee)	4
	Ben Roethlisberger (10/9/16 vs. NY Jets)	4
	Ben Roethlisberger (12/6/15 vs. Indianapolis)	4
	Ben Roethlisberger (11/17/13 vs. Detroit)	4
	Ben Roethlisberger (11/3/13 at New England)	4
	Ben Roethlisberger (9/23/12 at Oakland)	4
	Ben Roethlisberger (10/21/07 at Denver)	4
	Ben Roethlisberger (9/9/07 at Cleveland)	4
	Tommy Maddox (11/10/02 vs. Atlanta)	4
	Bubby Brister (12/23/90 vs. Cleveland)	4
	Bubby Brister (10/29/90 vs. L.A. Rams)	4
	Bubby Brister (10/14/90 at Denver)	4
	Mark Malone (11/25/84 vs. San Diego)	4
	Terry Bradshaw (9/28/80 vs. Chicago)	4
	Terry Bradshaw (11/4/79 vs. Washington)	4
	Dick Shiner (11/24/68 vs. San Francisco)	4
	Ed Brown (10/27/63 vs. Dallas)	4
	Bobby Layne (12/10/61 at Washington)	4
	Bobby Layne (9/24/60 at Dallas)	4
	Jim Finks (10/17/54 vs. Cleveland)	4
	Jim Finks (11/30/52 vs. N.Y. Giants)	4
	Jim Finks (11/16/52 at Cleveland)	4

Most Passes Had Intercepted

CAREER:

1.	Terry Bradshaw (1970-83)	210
2.	Ben Roethlisberger (2004-17)	174
3.	Jim Finks (1949-55)	88
4.	Bobby Layne (1958-62)	81
5.	Kordell Stewart (1995-2002)	72

SEASON:

1.	Jim Finks (1955)	26
2.	Terry Bradshaw (1979)	25
3.	Terry Bradshaw (1970)	24
4.	Ben Roethlisberger (2006)	23
5.	Terry Bradshaw (1980)	22
	Terry Bradshaw (1971)	22

GAME:

1.	Tommy Wade (12/12/65 vs. Philadelphia)	7
2.	Ben Roethlisberger (10/8/17 vs. Jacksonville)	5
	Mark Malone (9/20/87 at Cleveland)	5
	Terry Bradshaw (11/18/79 at San Diego)	5
	Terry Bradshaw (10/30/77 at Baltimore)	5
	Dick Shiner (11/24/68 vs. San Francisco)	5
	Dick Shiner (11/17/68 vs. Cleveland)	5
	John Gildea (12/1/35 at Boston)	5
8.	22 times, last time by Ben Roethlisberger (10/26/08 vs. N.Y. Giants)	4

Highest Passer Rating

CAREER (Min. 800 Att.):

1.	Ben Roethlisberger (2004-17)	94.0
2.	Neil O'Donnell (1990-95)	81.8
3.	Tommy Maddox (2001-05)	76.7
4.	Kordell Stewart (1995-2002)	72.3
5.	Mike Tomczak (1993-99)	71.6
6.	Terry Bradshaw (1970-83)	70.9
7.	Bubby Brister (1986-92)	69.8
8.	Bobby Layne (1958-62)	65.5
9.	Mark Malone (1980-87)	62.4
10.	Jim Finks (1949-55)	54.7

SEASON (Min. 14 Att./Game):

1.	Ben Roethlisberger (2007)	104.1
2.	Ben Roethlisberger (2014)	103.3
3.	Ben Roethlisberger (2009)	100.5
4.	Ben Roethlisberger (2005)	98.6
5.	Ben Roethlisberger (2004)	98.1
6.	Ben Roethlisberger (2012)	97.0
	Ben Roethlisberger (2010)	97.0
8.	Ben Roethlisberger (2016)	95.4
9.	Ben Roethlisberger (2015)	94.5
10.	Ben Roethlisberger (2017)	93.4

Steelers All-Time Receiving

Most Receptions

CAREER:

1.	Hines Ward (1998-2011)	1,000
2.	Antonio Brown (2010-17)	733
3.	Heath Miller (2005-15) (TE)	592
4.	John Stallworth (1974-87)	537
5.	Louis Lipps (1984-91)	358
6.	Lynn Swann (1974-82)	336
7.	Elbie Nickel (1947-57) (TE)	329
8.	Le'Veon Bell (2013-17) (RB)	312
9.	Franco Harris (1972-83) (RB)	306
10.	Plaxico Burress (2000-04, 12-13)	264

SEASON:

1.	Antonio Brown (2015)	136
2.	Antonio Brown (2014)	129
3.	Hines Ward (2002)	112
4.	Antonio Brown (2013)	110
5.	Antonio Brown (2016)	106
6.	Antonio Brown (2017)	101
7.	Hines Ward (2009)	95
	Hines Ward (2003)	95
9.	Hines Ward (2001)	94
10.	Le'Veon Bell (2017) (RB)	85
	Yancey Thigpen (1995)	85

Steelers All-Time Individual Leaders

Most Receptions (Continued)

GAME:

1. Antonio Brown (11/8/15 vs. Oakland)	17
2. Antonio Brown (12/20/15 vs. Denver)	16
3. Antonio Brown (11/13/16 vs. Dallas)	14
Courtney Hawkins (11/1/98 vs. Tennessee)	14
5. Antonio Brown (1/3/16 at Cleveland)	13
Hines Ward (11/30/03 vs. Cincinnati)	13
7. Le'Veon Bell (11/26/17 vs. Green Bay) (RB)	12
Antonio Brown (9/25/16 at Philadelphia)	12
Antonio Brown (9/29/13 at Minnesota)	12
J.R. Wilburn (10/22/67 vs. Dallas)	12
11. Antonio Brown (12/10/17 vs. Baltimore)	11
Antonio Brown (9/10/17 vs. Cleveland)	11
Antonio Brown (9/27/15 at St. Louis)	11
Antonio Brown (11/2/14 vs. Baltimore)	11
Hines Ward (11/16/08 vs. San Diego)	11
Hines Ward (12/2/07 vs. Cincinnati)	11
Hines Ward (11/10/02 vs. Atlanta)	11
Yancey Thigpen (10/26/97 vs. Jacksonville)	11
John Stallworth (9/30/85 vs. Cincinnati)	11
Franco Harris (9/19/82 vs. Cincinnati) (RB)	11
Roy Jefferson (11/3/68 at Atlanta)	11
22. Jesse James (12/10/17 vs. Baltimore) (TE)	10
Antonio Brown (11/26/17 vs. Green Bay)	10
Antonio Brown (11/16/17 vs. Tennessee)	10
Le'Veon Bell (10/8/17 vs. Jacksonville) (RB)	10
Antonio Brown (10/8/17 vs. Jacksonville)	10
Antonio Brown (9/24/17 at Chicago)	10
Antonio Brown (12/25/16 vs. Baltimore)	10
Le'Veon Bell (10/23/16 vs. New England) (RB)	10
Martavis Bryant (12/20/15 vs. Denver)	10
Heath Miller (12/13/15 at Cincinnati) (TE)	10
Antonio Brown (11/15/15 vs. Cleveland)	10
Heath Miller (11/1/15 vs. Cincinnati) (TE)	10
Antonio Brown (12/14/14 at Atlanta)	10
Antonio Brown (10/26/14 vs. Indianapolis)	10
Heath Miller (9/28/14 vs. Tampa Bay) (TE)	10
Antonio Brown (9/21/14 at Carolina)	10
Hines Ward (11/22/09 at Kansas City)	10
Hines Ward (11/17/02 at Tennessee)	10
Hines Ward (12/9/01 vs. N.Y. Jets)	10
Yancey Thigpen (9/24/95 vs. Minnesota)	10
Yancey Thigpen (11/5/95 at Chicago)	10
Andre Hastings (9/18/95 at Miami)	10
Dick Compton (10/7/67 at Cleveland)	10
Elbie Nickel (12/14/52 at Los Angeles) (TE)	10
Val Jansante (10/30/49 vs. Philadelphia)	10

Most Yards Receiving

CAREER:

1. Hines Ward (1998-2011)	12,083
2. Antonio Brown (2010-17)	9,910
3. John Stallworth (1974-87)	8,723
4. Heath Miller (2005-15) (TE)	6,569
5. Louis Lipps (1984-91)	6,018
6. Lynn Swann (1974-82)	5,462
7. Elbie Nickel (1947-57) (TE)	5,131
8. Buddy Dial (1959-63)	4,723
9. Plaxico Burress (2000-04, 12-13)	4,206
10. Mike Wallace (2009-12)	4,042

SEASON:

1. Antonio Brown (2015)	1,834
2. Antonio Brown (2014)	1,698
3. Antonio Brown (2017)	1,533
Antonio Brown (2013)	1,499
5. Yancey Thigpen (1997)	1,398
6. John Stallworth (1984)	1,395
7. Hines Ward (2002)	1,329
8. Plaxico Burress (2002)	1,325
9. Yancey Thigpen (1995)	1,307
10. Buddy Dial (1963)	1,295

GAME:

1. Antonio Brown (11/8/15 vs. Oakland)	284
2. Plaxico Burress (11/10/02 vs. Atlanta)	253
3. Buddy Dial (10/22/61 vs. Cleveland)	235
4. Antonio Brown (12/10/17 vs. Baltimore)	213
5. Jimmy Orr (12/13/58 vs. Chicago Cardinals)	205
6. Elbie Nickel (12/14/52 at L.A. Rams) (TE)	202
7. Markus Wheaton (11/29/15 at Seattle)	201
8. Roy Jefferson (11/3/68 at Atlanta)	199
9. Antonio Brown (9/22/13 vs. Chicago)	196
Yancey Thigpen (10/26/97 vs. Jacksonville)	196

Most 100-Yard Receiving Games

CAREER:

1. Antonio Brown (2010-17)	37
2. Hines Ward (1998-11)	29
3. John Stallworth (1974-87)	25
4. Buddy Dial (1959-63)	18
5. Louis Lipps (1984-91)	16
6. Mike Wallace (2009-12)	14
7. Roy Jefferson (1965-69)	13
8. Plaxico Burress (2000-04, 12-13)	12
9. Lynn Swann (1974-82)	11
Gary Ballman (1962-66)	11

SEASON:

1. Antonio Brown (2015)	9
2. Antonio Brown (2017)	8
Antonio Brown (2014)	8
4. Mike Wallace (2010)	7
John Stallworth (1984)	7
6. Yancey Thigpen (1997)	6
Buddy Dial (1963)	6
8. Antonio Brown (2013)	5
Hines Ward (2009)	5
Louis Lipps (1989)	5
Roy Jefferson (1969)	5
12. Antonio Brown (2016)	4
Mike Wallace (2011)	4
Hines Ward (2010)	4
Hines Ward (2008)	4
Hines Ward (2005)	4
Hines Ward (2002)	4
Plaxico Burress (2002)	4
Plaxico Burress (2001)	4
Charles Johnson (1996)	4
Yancey Thigpen (1995)	4
Louis Lipps (1985)	4
John Stallworth (1981)	4
Theo Bell (1980)	4
Roy Jefferson (1968)	4
Buddy Dial (1962)	4
Buddy Dial (1961)	4

Steelers All-Time Individual Leaders

Most Touchdowns Receiving

CAREER:

1. Hines Ward (1998-2011)	85
2. John Stallworth (1974-87)	63
3. Antonio Brown (2010-17)	59
4. Lynn Swann (1974-82)	51
5. Heath Miller (2005-15) (TE)	45
6. Buddy Dial (1959-63)	42
7. Louis Lipps (1984-91)	39
8. Elbie Nickel (1947-57) (TE)	37
9. Ray Mathews (1951-59)	34
10. Mike Wallace (2009-12)	32

SEASON:

1. Antonio Brown (2014)	13
2. Antonio Brown (2016)	12
Hines Ward (2002)	12
Louis Lipps (1985)	12
Buddy Dial (1961)	12
6. Hines Ward (2005)	11
John Stallworth (1984)	11
Lynn Swann (1978)	11
Lynn Swann (1975)	11
Roy Jefferson (1968)	11
11. Antonio Brown (2015)	10
Jerricho Cotchery (2013)	10
Mike Wallace (2010)	10
Hines Ward (2003)	10
Ron Shanklin (1973)	10

GAME:

1. Roy Jefferson (11/3/68 at Atlanta)	4
2. Antonio Brown (11/16/17 vs. Tennessee)	3
Antonio Brown (11/29/16 at Indianapolis)	3
Jerricho Cotchery (11/3/13 at New England)	3
Hines Ward (10/22/06 at Atlanta)	3
Charles Johnson (11/1/98 vs. Tennessee)	3
Yancey Thigpen (12/7/97 vs. Denver)	3
Eric Green (10/14/90 at Denver) (TE)	3
Weegie Thompson (11/2/86 vs. Green Bay)	3
Louis Lipps (9/8/85 vs. Indianapolis)	3
John Stallworth (11/25/84 vs. San Diego)	3
John Stallworth (11/4/84 vs. Houston)	3
Jim Smith (9/28/80 vs. Chicago)	3
Buddy Dial (10/27/63 vs. Dallas)	3
Ray Mathews (10/17/54 vs. Cleveland)	3

Most Consecutive Games Played with at Least One Reception

REGULAR SEASON:

1. Hines Ward (began 11/9/98 vs. Green Bay to 11/8/10 at Cincinnati)	186
2. Antonio Brown (began 10/3/10 vs. Baltimore and is an active streak entering the 2018 season)	113
3. Heath Miller (began 11/20/08 vs. Cincinnati to 10/18/15 vs. Arizona)	103

Steelers All-Time Punting

Most Punts

CAREER:

1. Bobby Walden (1968-77)	716
2. Josh Miller (1996-2003)	572
3. Craig Colquitt (1978-81, 1983-84)	429
4. Harry Newsome (1985-89)	375
5. Mark Royals (1992-94)	259

SEASON:

1. Mark Royals (1994)	97
2. Josh Miller (2000)	90
3. Mark Royals (1993)	89
4. Harry Newsome (1986)	86
5. Josh Miller (2003)	84
Josh Miller (1999)	84
Craig Colquitt (1981)	84
8. Harry Newsome (1989)	82
9. Josh Miller (1998)	81
10. Craig Colquitt (1983)	80
Pat Brady (1953)	80

GAME:

1. Josh Miller (10/15/00 vs. Cincinnati)	12
2. Mark Royals (11/6/94 at Houston)	11
Mark Royals (12/5/93 vs. New England)	11
4. Harry Newsome (11/9/86 at Buffalo)	10
Harry Newsome (9/16/85 at Cleveland)	10
Bobby Walden (12/7/69 vs. Dallas)	10

Highest Punting Average

CAREER (Min. 100 Punts):

1. Bobby Joe Green (1960-61)	45.7
2. Pat Brady (1952-54)	44.5
3. Jordan Berry (2015-17)	43.8
4. Daniel Sepulveda (2007-11)	43.7
5. Frank Lambert (1965-66)	43.6

SEASON (Min. 50 Punts):

1. Bobby Joe Green (1961)	47.0
2. Pat Brady (1953)	46.9
3. Jordan Berry (2016)	45.6
4. Daniel Sepulveda (2010)	45.5
5. Harry Newsome (1988)	45.4

Longest Punt

1. Joe Geri (11/20/49 at Green Bay)	82
2. Jordan Berry (10/18/15 vs. Arizona)	79
Drew Butler (12/9/12 vs. San Diego)	79
4. Josh Miller (12/2/99 at Jacksonville)	75
Bobby Joe Green (1960)	75
6. Brad Wing (12/7/14 at Cincinnati)	74
Craig Colquitt (12/7/81 at Oakland)	74
Bob Cifers (1947)	74

Steelers All-Time Individual Leaders

Steelers All-Time Punt Returns

Most Punt Returns

CAREER:

1. Rod Woodson (1987-96)	257
2. Antonio Brown (2010-17)	186
3. Antwaan Randle El (2002-05, 10)	182
4. Theo Bell (1976, 1978-80)	139
5. Louis Lipps (1984-91)	107
6. Glen Edwards (1971-77)	99
7. Jim Smith (1977-82)	98
8. Andre Hastings (1993-96)	87
9. Hank Poteat (2000-02)	76
10. Rick Woods (1982-86)	70

SEASON

1. Louis Lipps (1984)	53
2. Andre Hastings (1995)	48
3. Antwaan Randle El (2003)	45
Theo Bell (1979)	45
5. Antwaan Randle El (2005)	44
6. Paul Skansi (1983)	43
7. Antwaan Randle El (2004)	42
Rod Woodson (1993)	42
9. Lynn Swann (1974)	41
10. Rod Woodson (1994)	39
Theo Bell (1976)	39

GAME

1. Theo Bell (12/16/79 vs. Buffalo)	10
-------------------------------------	----

Most Yards Punt Returns

CAREER:

1. Rod Woodson (1987-96)	2,362
2. Antonio Brown (2010-17)	1,759
3. Antwaan Randle El (2002-05, 10)	1,650
4. Theo Bell (1976, 1978-80)	1,259
5. Louis Lipps (1984-91)	1,212
6. Glen Edwards (1971-77)	941
7. Bill Dudley (1942, 1945-46)	838
8. Hank Poteat (2000-02)	788
9. Ray Mathews (1951-59)	779
10. Lynn Swann (1974-82)	739

SEASON:

1. Louis Lipps (1984)	656
2. Lynn Swann (1974)	577
3. Antwaan Randle El (2003)	542
4. Andre Hastings (1995)	474
5. Hank Poteat (2000)	467
6. Antwaan Randle El (2005)	448
7. Louis Lipps (1985)	437
8. Walt Slater (1947)	435
9. Antonio Brown (2013)	409
10. Rod Woodson (1990)	398

Most Touchdowns Punt Returns

CAREER:

1. Antonio Brown (2010-17)	4
Antwaan Randle El (2002-05, 10)	4
3. Louis Lipps (1984-91)	3
Ray Mathews (1951-59)	3

SEASON:

1. Antwaan Randle El (2005)	2
Antwaan Randle El (2003)	2
Louis Lipps (1985)	2
Ray Mathews (1952)	2

GAME:

1. Many, last time by Antonio Brown (12/6/15 vs. Indianapolis)	1
---	----------

Highest Punt Return Average

CAREER (Min. 75 Ret.):

1. Louis Lipps (1984-91)	11.3
2. Hank Poteat (2000-02)	10.4
3. Antonio Brown (2010-17)	9.5
Glen Edwards (1971-77)	9.5
5. Rod Woodson (1987-96)	9.2
6. Antwaan Randle El (2002-05, 2010)	9.1
Theo Bell (1976, 1978-80)	9.1
8. Andre Hastings (1993-96)	8.4

SEASON (Min. 20 Ret.):

1. Art Jones (1941)	16.6
2. Bobby Gage (1949)	15.9
3. Walt Slater (1947)	15.5
4. Ray Matthews (1951)	15.4
5. Ray Matthews (1952)	15.3

Longest Punt Returns

1. Brady Keys (9/20/64 vs. N.Y. Giants)	90
2. Antwaan Randle El (10/26/03 vs. St. Louis)	84t
3. Brady Keys (9/22/63 vs. N.Y. Giants)	82
4. Antwaan Randle El (1/1/06 vs. Detroit)	81t
5. Rod Woodson (10/25/92 at Kansas City)	80t
Roy Jefferson (11/10/68 at St. Louis Cardinals)	80t
7. Louis Lipps (11/19/84 at New Orleans)	76t
8. Antwaan Randle El (12/18/05 at Minnesota)	72t
Antwaan Randle El (10/16/05 vs. Jacksonville)	72t
10. Andre Hastings (9/10/95 at Houston)	72t

Steelers All-Time Kickoff Returns

Most Kickoff Returns

CAREER:

1. Rod Woodson (1987-96)	220
2. Larry Anderson (1978-81)	122
3. Dwight Stone (1987-94)	109
4. Lynn Chandnois (1950-56)	92
5. Antwaan Randle El (2002-05, 10)	78
Will Blackwell (1997-01)	78
7. Ernie Mills (1991-96)	76
8. Gary Ballman (1962-66)	64
9. Ike Taylor (2003-14)	55
Stefan Logan (2009)	55

SEASON:

1. Stefan Logan (2009)	55
2. Ernie Mills (1995)	54
3. Rod Woodson (1991)	44
4. Chris Rainey (2012)	39
Henry Odom (1983)	39
6. Allen Rossum (2007)	38
7. Ike Taylor (2003)	37
Rod Woodson (1988)	37
Larry Anderson (1981)	37
Larry Anderson (1978)	37

GAME:

1. Rich Erenberg (9/2/84 vs. Kansas City)	7
Jack Deloplaine (9/26/76 vs. New England)	7

Steelers All-Time Individual Leaders

Most Yards Kickoff Returns

CAREER:

1. Rod Woodson (1987-96)	4,894
2. Larry Anderson (1978-81)	2,866
3. Lynn Chandnois (1950-56)	2,720
4. Dwight Stone (1987-94)	2,086
5. Will Blackwell (1997-2001)	1,772
6. Ernie Mills (1991-96)	1,753
7. Antwaan Randle El (2002-05,10)	1,742
8. Gary Ballman (1962-66)	1,711
9. Stefan Logan (2009)	1,466
10. Jim Butler (1965-67)	1,186

SEASON:

1. Stefan Logan (2009)	1,466
2. Ernie Mills (1995)	1,306
3. Chris Rainey (2012)	1,035
4. Rod Woodson (1989)	982
5. Larry Anderson (1978)	930
6. Allen Rossum (2007)	885
7. Rod Woodson (1991)	880
8. Rod Woodson (1988)	850
9. Ike Taylor (2003)	831
10. Larry Anderson (1981)	825

Most Touchdowns Kickoff Returns

CAREER:

1. Lynn Chandnois (1950-66)	3
2. Will Blackwell (1997-01)	2
Rod Woodson (1987-96)	2

SEASON:

1. Lynn Chandnois (1952)	2
--------------------------	---

GAME:

1. Severall, last time by JuJu Smith-Schuster (12/31/17 vs. Cleveland) 1

Highest Kickoff Return Average

CAREER (Min. 40 Ret.):

1. Lynn Chandnois (1950-56)	29.6
2. Stefan Logan (2009)	26.7
Gary Ballman (1962-66)	26.7
4. Ray Mathews (1951-59)	25.5
5. Antonio Brown (2010-17) 25.0	
6. Emmanuel Sanders (2010-13)	24.8
7. Brady Keys (1961-67)	23.7
8. Don Shy (1967-68)	23.6
9. Larry Anderson (1978-81)	23.5
10. Ernie Mills (1991-1996)	23.1

SEASON (Min. 15 Ret.):

1. Lynn Chandnois (1952)	35.2
2. Gary Ballman (1963)	31.7
3. Mel Blount (1970)	29.7
4. Lynn Chandnois (1953)	29.0
5. Antonio Brown (2011) 27.3	
Rod Woodson (1989)	27.3
7. Steve Davis (1973)	26.9
8. Stefan Logan (2009)	26.7
Jim Butler (1966)	26.7
10. Chris Rainey (2012)	26.5
Sid Watson (1955)	26.5

Longest Kick Returns

1. Don McCall (11/23/69 at Minnesota)	101t
2. Antwaan Randle El (10/13/02 at Cincinnati)	99t
3. Allen Rossum (9/23/07 vs. San Francisco)	98t
Will Blackwell (12/24/00 at San Diego)	98t
5. Will Blackwell (10/9/97 at Baltimore)	97t
6. JuJu Smith-Schuster (12/31/17 vs. Cleveland) 96t	
Billy Wells (10/13/57 vs. Chicago Cardinals)	96t
8. Larry Anderson (11/25/79 vs. Cleveland)	95t
9. Mike Collier (10/26/75 at Green Bay)	94t
10. Jim Butler (10/30/66 at Dallas)	93t
Gary Ballman (11/17/63 at Washington)	93
Lynn Chandnois (10/3/53 vs. N.Y. Giants)	93t
Lynn Chandnois (10/12/52 at Philadelphia)	93t

Steelers All-Time Interceptions

Most Interceptions

CAREER:

1. Mel Blount (1970-83)	57
2. Jack Butler (1951-59)	52
3. Donnie Shell (1974-87)	51
4. Rod Woodson (1987-96)	38
5. Dwayne Woodruff (1979-85, 1987-90)	37
6. Mike Wagner (1971-80)	36
7. Troy Polamalu (2003-14)	32
Darren Perry (1992-98)	32
Jack Ham (1971-82)	32
10. Jack Lambert (1974-84)	28

SEASON:

1. Mel Blount (1975)	11
2. Jack Butler (1957)	10
Howard Hartley (1951)	10
Bill Dudley (1946)	10
5. Jack Butler (1958)	9
Jack Butler (1953)	9
7. Rod Woodson (1993)	8
Mike Wagner (1973)	8
Clendon Thomas (1963)	8
Johnny Sample (1961)	8

GAME:

1. Jack Butler (12/13/53 at Washington)	4
2. 8 times; last time by Darren Perry (9/11/94 at Cleveland) 3	
3. Many with 2; last time by Brice McCain (12/28/14 vs. Cincinnati)	2

Most Interception Return Yards

CAREER:

1. Jack Butler (1951-59)	827
2. Rod Woodson (1987-96)	779
3. Mel Blount (1970-83)	736
4. Dwayne Woodruff (1979-85, 1987-90)	689
5. Glen Edwards (1971-78)	652
6. Darren Perry (1992-98)	574
7. Mike Wagner (1971-80)	491
8. Donnie Shell (1974-87)	490
9. Troy Polamalu (2003-14)	398
10. Tony Compagno (1946-48)	382

SEASON:

1. Bill Dudley (1946)	242
2. Chad Scott (2001)	204
3. Glen Edwards (1973)	186
4. Tony Compagno (1948)	179
5. Dewayne Washington (1998)	178

Steelers All-Time Individual Leaders

Most Touchdowns on Interceptions

CAREER:

1. William Gay (2007-11, 13-17)	5
Rod Woodson (1987-96)	5
3. Chad Scott (1997-04)	4
Jack Butler (1951-59)	4
5. Troy Polamalu (2003-14)	3
Deshea Townsend (1998-09)	3
Carnell Lake (1989-98)	3
Dwayne Woodruff (1979-85, 1987-90)	3
Tony Compagno (1946-48)	3
10. Tyrone Carter (2004-09)	2
Dewayne Washington (1998-03)	2
Bryan Hinkle (1982-93)	2
Mike Merriweather (1982-87)	2
Donnie Shell (1974-87)	2
Sam Washington (1982-85)	2
Mel Blount (1970-83)	2
Glen Edwards (1971-77)	2
John Rowser (1970-73)	2
Marv Woodson (1964-69)	2
Jim Bradshaw (1963-67)	2

SEASON:

1. William Gay (2014)	3
2. Chad Scott (2001)	2
Dewayne Washington (1998)	2
Rod Woodson (1994)	2
Sam Washington (1984)	2
Jack Butler (1954)	2
Tony Compagno (1947)	2

GAME:

1. Dewayne Washington (11/22/98 vs. Jacksonville; 78, 52)	2
2. Several, last time by William Gay (12/13/15 at Cincinnati)	1

Most Consecutive Games Intercepting a Pass

1. Mel Blount (1975)	6
----------------------	---

Longest Interception Returns

1. Martin Kottler (9/27/33 vs. Chicago Cardinals)	99t
2. Jack Hinkle (10/9/43 vs. N.Y. Giants)	91
3. Lawrence Timmons (11/30/08 at New England)	89
4. Glen Edwards (9/30/73 at Houston)	86t
5. Joey Porter (9/15/02 vs. Oakland)	84
6. Keyaron Fox (10/25/09 vs. Minnesota)	82t
Jim Bradshaw (10/24/65 at Philadelphia)	82t
Tony Compagno (11/7/48 vs. Green Bay)	82t
9. Russ Craft (10/17/54 vs. Cleveland)	81t
10. Bill Dudley (11/3/46 vs. Washington)	80t

Steelers All-Time Sacks

Most Quarterback Sacks

CAREER:

1. James Harrison (2002, 2004-12, 2014-17)	80.5
2. Jason Gildon (1994-03)	77.0
3. L.C. Greenwood (1969-81)	73.5
4. Joe Greene (1969-81)	66.0
5. Joey Porter (1999-06)	60.0
6. Keith Willis (1982-87, 89-91)	59.0
7. LaMarr Woodley (2007-13)	57.0
8. Greg Lloyd (1988-97)	53.5
9. Dwight White (1971-80)	46.0
10. Aaron Smith (1999-11)	44.0

SEASON:

1. James Harrison (2008)	16.0
2. Mike Merriweather (1984)	15.0
3. Kevin Greene (1994)	14.0
Keith Willis (1983)	14.0
5. LaMarr Woodley (2009)	13.5
Jason Gildon (2000)	13.5

GAME:

1. Joe Greene (12/10/72 at Houston)	5.0
2. Chad Brown (10/13/96 vs. Cincinnati)	4.5
L.C. Greenwood (11/25/79 vs. Cleveland)	4.5
4. Joey Porter (10/14/01 at Tampa Bay)	4.0
Jerrold Williams (12/22/91 vs. Cleveland)	4.0
Edmund Nelson (9/16/84 vs. L.A. Rams)	4.0

Most Consecutive Games With at Least a Half-Sack

1. LaMarr Woodley (2009-10)	10
2. Greg Lloyd (1994)	6
Joe Greene (1974)	6
Ernie Holmes (1974)	6
5. Jason Gildon (1998)	5
Dwight White (1972)	5

Steelers All-Time Fumble Recoveries

CAREER:

1. Ernie Stautner (1950-63)	23
2. Jack Ham (1971-82)	21
3. Donnie Shell (1974-87)	19
4. John Reger (1955-63)	17
5. Jack Lambert (1974-84)	16
6. Carnell Lake (1989-98)	15
Greg Lloyd (1988-97)	15
Joe Greene (1969-81)	15
9. Robbin Cole (1977-87)	14
L.C. Greenwood (1969-81)	14

SEASON:

1. Jack Lambert (1976)	7
2. Carnell Lake (1989)	5
Donnie Shell (1978)	5
Joe Greene (1978)	5
L.C. Greenwood (1971)	5
Gary Glick (1957)	5
John Reger (1957)	5
John Reger (1955)	5

Steelers *All-Time Opponent Records***Top Ten Opponent Performances****Top 10 Rushing Performances**

GAME:	Att. Yds.TDs
1. Fred Taylor (11/19/00 vs. Jacksonville)	30-234-3
2. O.J. Simpson (9/28/75 vs. Buffalo)	23-227-1
3. Steve Van Buren (11/27/49 at Philadelphia)	27-205-0
4. Jay Ajayi (10/16/16 at Miami)	25-204-2
5. John David Crow (12/18/60 at St. Louis)	24-203-0
6. Joe Morris (12/21/85 at N.Y. Giants)	36-202-3
7. O.J. Simpson (10/29/72 at Buffalo)	22-189-1
8. Leonard Fournette (10/8/17 vs. Jacksonville)	28-181-2
9. Jim Brown (10/5/63 at Cleveland)	21-175-1
10. Curtis Martin (12/14/03 at N.Y. Jets)	30-174-0

Top 10 Passing Performances

GAME:	Att.Comp.Yds. TDsInts
1. Tom Brady (11/3/13 at New England)	33-23-432-4-0
2. Doug Williams (9/11/88 at Washington)	52-30-430-2-1
3. Charley Johnson (10/13/63 at St. Louis)	41-20-428-2-1
4. Norm Snead (11/17/63 at Washington)	40-23-424-2-2
5. Matthew Stafford (10/29/17 at Detroit)	45-27-423-0-0
6. Carson Palmer (10/18/15 vs. Arizona)	45-29-421-1-2
7. Steve Bartkowski (11/15/81 at Atlanta)	50-33-416-2-2
8. Bernie Kosar (11/23/86 at Cleveland)	46-28-414-2-1
9. Jon Kitna (12/30/01 at Cincinnati)	68-35-411-2-1
10. Boomer Esiason (11/22/87 at Cincinnati)	53-30-409-0-3

Top 10 Receiving Performances

GAME:	Rec. Yds.TDs
1. Qadry Ismail (12/12/99 vs. Baltimore)	6-258-3
2. Josh Gordon (11/24/13 at Cleveland)	14-237-1
3. A.J. Green (12/17/14 at Cincinnati)	11-224-1
4. Bobby Mitchell (11/17/63 at Washington)	11-218-2
5. Eddie Brown (11/6/88 at Cincinnati)	7-216-2
6. Jackie Smith (10/13/63 at St. Louis)	9-212-2
7. Carl Pickens (10/11/98 at Cincinnati)	13-204-1
8. Derrick Alexander (12/1/96 at Baltimore)	7-198-1
9. John Gilliam (10/5/69 vs. St. Louis)	10-197-1
10. John Brown (10/18/15 vs. Arizona)	10-196-0

Steelers *Team Records***Games Won***SEASON:* 15 (2004)*MOST CONSECUTIVE:* 16 (2004-05)*MOST CONSECUTIVE (ONE SEASON):* 14 (2004)**Scoring****Most Points***GAME:* 63 (11/30/52 vs. N.Y. Giants)*SEASON:* 436 (2014)**Most Points Allowed***GAME:* 55 (11/3/13 at New England)*SEASON:* 421 (1988)**Fewest Points***GAME:* 0 (many times, last time 11/26/06 at Baltimore)*SEASON:* 51 (1934 - 12 games)

202 (1965 - 14 games)

263 (1998 - 16 games)

Fewest Points Allowed*GAME:* 0 (many times, last time 12/24/11 vs. St. Louis)*SEASON:* 117 (1946 - 11 games)

138 (1976 - 14 games)

195 (1978 - 16 games)

Most Points, Combined*GAME:* 98 (12/8/85, San Diego 54, Pittsburgh 44)*SEASON:* 804 (2014)**Fewest Points, Combined***GAME:* 0 (10/22/33, Pittsburgh 0, Cincinnati 0)*SEASON:* 238 (1940 - 11 games)

339 (1957 - 12 games)

480 (1976 - 14 games)

524 (1992 - 16 games)

Most Touchdowns*GAME:* 9 (11/30/52 vs. N.Y. Giants)*SEASON:* 52 (1979)**Fewest Touchdowns***GAME:* 0 (many times, last time 10/18/17 vs Jacksonville)*SEASON:* 6 (1940 - 11 games)

25 (1965 - 14 games)

Most Touchdowns Allowed*GAME:* 8 (12/8/85 vs. San Diego; 1/3/16 at Cleveland)*SEASON:* 53 (1965)**Fewest Touchdowns Allowed***GAME:* 0 (several times, last time 1/3/16 vs. Cleveland)*SEASON:* 14 (1976 - 14 games)

21 (2008 - 16 games)

Most Rushing Touchdowns*GAME:* 5 (9/20/81 vs. N.Y. Jets; 11/7/76 at Kansas City)*SEASON:* 33 (1976)**Fewest Rushing Touchdowns***GAME:* 0 (many times, last time 12/4/17 at Cincinnati)*SEASON:* 2 (1940 - 11 games)

7 (1968 - 14 games)

Most Rushing Touchdowns Allowed*GAME:* 6 (10/24/53 vs. Green Bay; 10/14/34 at Boston)*SEASON:* 20 (1988; 1947)**Fewest Rushing Touchdowns Allowed***GAME:* 0 (many times, last time 12/25/17 at Houston)*SEASON:* 5 (2010; 2001; 1997; 1982; 1976)**Most Passing Touchdowns***GAME:* 6 (twice, last time 11/21/14 vs. Baltimore)*SEASON:* 34 (2007)**Fewest Passing Touchdowns***GAME:* 0 (many times, last time 10/8/17 vs Jacksonville)*SEASON:* 0 (1945 - 10 games)

10 (1989)

Most Passing Touchdowns Allowed*GAME:* 6 (9/8/91 vs. Buffalo)*SEASON:* 34 (1962)**Fewest Passing Touchdowns Allowed***GAME:* 0 (many times, last time 10/29/17 at Detroit)*SEASON:* 6 (1946)**Most Defensive Touchdowns***GAME:* 3 (10/10/83 vs. Cincinnati)*SEASON:* 7 (1987; 1983)**Most Points After Touchdown***GAME:* 9 (11/30/52 vs. N.Y. Giants)*SEASON:* 50 (1979)**Most Points After Touchdown Allowed***GAME:* 7 (9/8/91 at Buffalo; 11/23/69 at Minnesota;

10/30/66 at Dallas)

SEASON: 49 (1969; 1968; 1965)**Most Field Goals***GAME:* 6 (3 times, the last time 12/18/16 at Cincinnati

12/11/02 at Jacksonville; 10/23/88 vs. Denver)

SEASON: 35 (2017)**Most Field Goals Allowed***GAME:* 7 (9/24/67 vs. St. Louis Cardinals)*SEASON:* 32 (1998)**First Downs****Most First Downs***GAME:* 36 (twice, last time 11/30/14 vs. New Orleans)*SEASON:* 379 (2014)**Most First Downs by Opponents***GAME:* 35 (11/23/86 at Cleveland)*SEASON:* 327 (2015)**Most First Downs, Combined***GAME:* 60 (10/26/14; Pittsburgh 34 Indianapolis 26)*SEASON:* 693 (2014)**Most Rushing First Downs***GAME:* 21 (11/7/76 at Kansas City)*SEASON:* 163 (1976)**Most Rushing First Downs Allowed***GAME:* 18 (11/9/69 vs. Chicago Bears)*SEASON:* 122 (1965)**Most Passing First Downs***GAME:* 25 (twice, last time 11/30/14 vs. New Orleans)*SEASON:* 243 (2014)**Most Passing First Downs Allowed***GAME:* 22 (12/5/48 vs. N.Y. Giants)*SEASON:* 231 (2015)**Most First Downs by Penalties***GAME:* 7 (12/18/16 at Cincinnati)*SEASON:* 38 (2014)**Most First Downs by Penalties by Opponents***GAME:* 9 (10/30/77 at Baltimore)*SEASON:* 40 (1978)

Steelers Team Records

Net Yards

Most Net Yards Gained

GAME: 683 (12/13/58 vs. Chicago Cardinals)
SEASON: 6,577 (2014)

Fewest Net Yards Gained

GAME: 53 (9/10/89 vs. Cleveland)
SEASON: 3,354 (1965)

Most Net Yards Gained By Opponent

GAME: 610 (11/3/13 at New England)
SEASON: 5,809 (2015)

Fewest Net Yards Gained By Opponent

GAME: 40 (9/12/99 at Cleveland)
SEASON: 3,074 (1974)

Rushing

Most Yards Gained Rushing

GAME: 361 (10/7/79 at Cleveland)
SEASON: 2,971 (1976)

Fewest Yards Gained Rushing

GAME: -3 (11/9/52 vs. Detroit)
SEASON: 1,092 (1966)

Most Yards Gained Rushing By Opponents

GAME: 426 (11/4/34 at Detroit)
SEASON: 2,193 (1954)

Fewest Yards Gained Rushing By Opponents

GAME: -33 (10/2/43 vs. Brooklyn)
SEASON: 1,004 (2010 - 16 games)

Fewest Yards Rushing Allowed (Per Game)

SEASON: 62.8 (2010)

Most Rushing Attempts

GAME: 64 (10/10/64 at Cleveland)
SEASON: 653 (1976)

Fewest Rushing Attempts

GAME: 11 (11/26/06 at Baltimore)
SEASON: 375 (1966 - 14 games)

Most Rushing Attempts By Opponents

GAME: 64 (11/18/51 vs. Washington;
10/18/36 at Chicago Bears)
SEASON: 516 (1988)

Fewest Rushing Attempts By Opponents

GAME: 6 (10/31/04 vs. New England)
SEASON: 333 (2010)

Passing

Most Net Yards Gained Passing

GAME: 522 (10/26/14 vs. Indianapolis)
SEASON: 4,825 (2014)

Fewest Net Yards Gained Passing

GAME: -16 (10/17/65 vs. St. Louis Cardinals)
SEASON: 652 (1945 - 10 games)
1,711 (1972 - 14 games)
2,178 (1989 - 16 games)

Most Net Yards Gained Passing By Opponents

GAME: 422 (9/11/88 vs. Washington)
SEASON: 4,661 (2015)

Fewest Net Yards Gained Passing By Opponents

GAME: -28 (12/7/58 at Washington)
SEASON: 1,466 (1974 - 14 games)
2,394 (1978 - 16 games)

Most Passes Attempted

GAME: 66 (12/10/17 vs. Baltimore)
SEASON: 612 (2014)

Fewest Passes Attempted

GAME: 0 (11/13/49 vs. Los Angeles; 11/16/41 vs. Brooklyn)
SEASON: 277 (1976 - 14 games)
358 (2004 - 16 games)

Most Passes Attempted By Opponents

GAME: 68 (12/30/01 at Cincinnati/OT)
SEASON: 625 (2015)

Fewest Passes Attempted By Opponents

GAME: 8 (12/14/74 vs. Cincinnati; 12/1/57 at Philadelphia)
SEASON: 162 (1946 - 11 games)
339 (1974 - 14 games)
442 (1978 - 16 games)

Most Passes Attempted, Combined

GAME: 101 (12/10/17; Pittsburgh 66, Baltimore 35)
SEASON: 1,215 (2015)

Most Passes Completed

GAME: 44 (12/10/17 vs. Baltimore)
SEASON: 411 (2014)

Fewest Passes Completed

GAME: 0 (11/13/49 vs. L.A. Rams; 11/16/41 vs. Brooklyn)
SEASON: 42 (1941 - 11 games)
140 (1973 - 14 games)
210 (1989 - 16 games)

Most Passes Completed By Opponents

GAME: 43 (9/15/02 vs. Oakland)
SEASON: 402 (2015)

Fewest Passes Completed By Opponents

GAME: 3 (several times; last time 12/8/02 vs. Houston)
SEASON: 64 (1946 - 11 games)
147 (1974 - 14 games)
221 (1978 - 16 games)

Sacks

Most Sacks

GAME: 10.0 (4 times, last time 10/21/01 at Tampa Bay)
SEASON: 56.0 (2017)

Most Sacks Allowed

GAME: 12.0 (11/20/66 vs. Dallas)
SEASON: 52.0 (1983; 1969)

Steelers Team Records

Interceptions

Most Interceptions

GAME: 7 (10/13/74 at Kansas City; 11/30/52 vs. N.Y. Giants)
SEASON: 37 (1973)

Fewest Interceptions

GAME: 0 (last time 12/25/17 at Houston)
SEASON: 8 (1940)

Most Interceptions By Opponents

GAME: 9 (12/12/65 vs. Philadelphia)
SEASON: 35 (1965)

Fewest Interceptions By Opponents

GAME: 0 (last time 12/4/17 at Cincinnati)
SEASON: 9 (2010; 1994)

Most Yards Interceptions Returned

GAME: 147 (10/17/54 vs. Cleveland)
SEASON: 673 (1973)

Fewest Yards Interceptions Returned

GAME: -3 (12/23/10 vs. Carolina; 10/13/85 at Dallas)
SEASON: 62 (1940)

Most Yards Interceptions Returned By Opponents

GAME: 172 (12/12/65 vs. Philadelphia)
SEASON: 646 (1965)

Fewest Interception Return Yards By Opponents

GAME: -1 (12/27/15 at Baltimore)
SEASON: 29 (2014)

Most Touchdowns On Interceptions

GAME: 2 (8 times, last time 12/12/10 vs. Cincinnati)
SEASON: 5 (1987)

Most Touchdowns On Interceptions By Opponents

GAME: 3 (9/29/68 vs. Baltimore; 12/12/65 vs. Philadelphia)
SEASON: 6 (1965; 1964)

Punting

Most Punts

GAME: 12 (10/15/00 vs. Cincinnati)
SEASON: 97 (1994)

Fewest Punts

GAME: 0 (3 times, last time 12/26/04 vs. Baltimore)
SEASON: 59 (1995)

Most Punts By Opponents

GAME: 11 (5 times, last time 12/3/95 vs. Houston)
SEASON: 100 (1979)

Fewest Punts By Opponents

GAME: 0 (9/17/89 at Cincinnati)
SEASON: 54 (1960; 1954)

Highest Punting Average

SEASON: 47.0 (1961)

Highest Punting Average By Opponents

SEASON: 39.8 (2017)

Highest Net Punting Average

SEASON: 39.8 (2017)

Highest Net Punting Average By Opponents

SEASON: 41.8 (2017)

Punt Returns

Most Punt Returns

GAME: 10 (12/16/79 vs. Buffalo)
SEASON: 71 (1976)

Most Punt Returns By Opponents

GAME: 10 (12/5/93 vs. New England)
SEASON: 51 (1970)

Most Yardage By Punt Returns

GAME: 178 (11/29/42 vs. Brooklyn)
SEASON: 774 (1974)

Most Yardage By Punt Returns By Opponents

GAME: 167 (11/6/77 at Denver)
SEASON: 678 (1993)

Most Touchdowns By Punt Returns

GAME: 1 (last time, 12/6/15 vs. Indianapolis)
SEASON: 3 (1952)

Most Touchdowns By Punt Returns By Opponents

GAME: 2 (10/24/93 at Cleveland;
11/1/59 at Chicago Cardinals)
SEASON: 3 (1993; 1959)

Kickoff Returns

Most Kickoff Returns

GAME: 9 (9/25/88 at Buffalo)
SEASON: 74 (1988)

Most Kickoff Returns By Opponents

GAME: 10 (12/18/66 at Atlanta)
SEASON: 88 (1995)

Most Kickoff Return Yardage

GAME: 226 (11/17/68 vs. Cleveland)
SEASON: 1,581 (2009)

Highest Kickoff Return Average

SEASON: 28.9 (1952)

Most Kickoff Return Yardage By Opponents

GAME: 259 (12/18/04 at N.Y. Giants)
SEASON: 1,795 (2009)

Highest Kickoff Return Average By Opponents

SEASON: 24.7 (1964)

Most Touchdowns By Kickoff Returns

GAME: 1 (last time 9/19/10 at Tennessee)
SEASON: 2 (1988; 1952)

Most Touchdowns By Kickoff Returns By Opponents

GAME: 1 (many times, last time 12/31/17 vs. Cleveland)
SEASON: 4 (2009)

Steelers *Team Records***Penalties****Most Penalties**

GAME: 17 (10/30/77 at Baltimore)
SEASON: 122 (1977)

Most Penalties By Opponents

GAME: 14 (3 times, last time 11/5/00 at Tennessee)
SEASON: 121 (2015)

Fewest Penalties

GAME: 0 (9 times, last time 12/16/12 at Dallas)
SEASON: 69 (2006)

Fewest Penalties by Opponents

GAME: 0 (3 times, last time 12/1/02 at Jacksonville)
SEASON: 71 (2001)

Most Penalties Combined, Both Teams

GAME: 25 (12/18/05 at Minnesota)
SEASON: 219 (2005; 1984)

Fewest Penalties Combined, Both Teams

GAME: 0 (11/10/40 vs. Philadelphia; 10/28/34 at Brooklyn)
SEASON: 98 (1941; 1962; 1965)

Most Penalty Yards

GAME: 163 (11/21/10 vs. Oakland)
SEASON: 1,005 (2003)

Most Penalty Yards By Opponents

GAME: 188 (11/15/15 vs. Cleveland)
SEASON: 1,149 (2015)

Fewest Penalty Yards

SEASON: 611 (2006)

Fewest Penalty Yards By Opponent

SEASON: 556 (2007)

Most Penalty Yards Combined, Both Teams

GAME: 239 (12/4/17 at Cincinnati; 10/25/70 at Oakland)
SEASON: 2,017 (2015)

Fewest Penalty Yards Combined, Both Teams

GAME: 0 (11/10/40 vs. Philadelphia; 10/28/34 at Brooklyn)
SEASON: 858 (1941 - 11 games)
 941 (1965 - 14 games)
 1,322 (2001 - 16 games)

Fumbles**Most Fumbles**

GAME: 10 (10/9/43 vs. N.Y. Giants)
SEASON: 47 (1979)

Most Fumbles By Opponents

GAME: 9 (12/23/90 vs. Cleveland)
SEASON: 42 (1976)

Most Fumbles Lost

GAME: 7 (10/14/79 at Cincinnati)
SEASON: 29 (1950)

Most Fumbles Lost By Opponents

GAME: 8 (12/23/90 vs. Cleveland)
SEASON: 24 (1976)

Miscellaneous**Most Shutouts**

SEASON: 5 (1976)

Most Shutouts Against

SEASON: 6 (1934)

Consecutive Quarters Without Scoring a TD*

9 (9/23/90 - 10/7/90)

Consecutive Quarters Without Allowing a TD*

22 (10/10/76 - 11/21/76)
 21 (10/1/00 - 11/12/00)

By the Half Records

Scoring—35 points (last time in the 1st half vs. Indianapolis 10/26/14)

Total Net Yards—375 (2nd half/OT, 11/10/02 vs. Atlanta)

Turnovers—7 (2nd half, 12/12/65 vs. Philadelphia)

Sacks—8.0 (2nd half, 10/21/01 at Tampa Bay)

Lead—56 points (2nd half, 11/30/52 vs. N.Y. Giants)

Deficit—51 points (2nd half, 9/10/89 vs. Cleveland)

By the Quarter Records

Scoring—28 points (last time 2nd QT, 10/26/14 vs. Indianapolis)

Total Net Yards—261 (4th QT, 11/14/10 vs. New England)

Turnovers—5 (3rd QT, 9/24/95 vs. Minnesota)

Sacks—6.0 (4th QT, 10/21/01 at Tampa Bay)

Steelers Year-By-Year First Downs

Year		G	Tot.	Run	Pass	Pen.
1969	OFF.	14	210	81	115	14
	DEF.	14	260	101	142	17
1970	OFF.	14	206	84	97	25
	DEF.	14	225	91	120	14
1971	OFF.	14	226	98	111	17
	DEF.	14	225	81	132	12
1972	OFF.	14	228	131	79	18
	DEF.	14	228	79	116	24
1973	OFF.	14	217	111	89	17
	DEF.	14	210	95	91	24
1974	OFF.	14	251	136	98	17
	DEF.	14	200	87	83	30
1975	OFF.	14	288	149	125	14
	DEF.	14	214	91	97	26
1976	OFF.	14	271	163	94	14
	DEF.	14	182	69	96	17
1977	OFF.	14	266	122	124	20
	DEF.	14	228	80	112	36
1978	OFF.	16	316	133	149	34
	DEF.	16	264	105	119	40
1979	OFF.	16	337	141	179	17
	DEF.	16	260	95	135	30
1980	OFF.	16	308	111	177	20
	DEF.	16	302	101	171	30
1981	OFF.	16	318	137	156	25
	DEF.	16	323	114	181	28
1982	OFF.	9	171	69	91	11
	DEF.	9	174	49	111	14
1983	OFF.	16	312	156	141	15
	DEF.	16	278	100	151	27
1984	OFF.	16	302	117	167	18
	DEF.	16	282	87	167	28
1985	OFF.	16	315	125	165	25
	DEF.	16	273	105	144	24
1986	OFF.	16	292	125	140	27
	DEF.	16	303	97	176	30
1987	OFF.	15	263	114	126	23
	DEF.	15	289	94	170	25
1988	OFF.	16	292	125	140	27
	DEF.	16	319	110	181	28
1989	OFF.	16	244	106	117	21
	DEF.	16	323	112	177	34
1990	OFF.	16	263	93	150	20
	DEF.	16	257	102	130	25
1991	OFF.	16	254	82	158	14
	DEF.	16	320	98	194	28
1992	OFF.	16	284	119	143	22
	DEF.	16	266	99	146	21
1993	OFF.	16	307	116	180	11
	DEF.	16	267	74	163	30

Year		G	Tot.	Run	Pass	Pen.
1994	OFF.	16	307	138	148	21
	DEF.	16	262	76	156	30
1995	OFF.	16	344	117	193	34
	DEF.	16	272	67	181	24
1996	OFF.	16	296	138	146	12
	DEF.	16	286	80	174	32
1997	OFF.	16	326	154	157	15
	DEF.	16	286	80	174	32
1998	OFF.	16	268	106	135	27
	DEF.	16	266	88	155	23
1999	OFF.	16	295	111	159	25
	DEF.	16	260	92	142	26
2000	OFF.	16	283	124	128	31
	DEF.	16	252	82	153	17
2001	OFF.	16	314	148	150	16
	DEF.	16	254	70	160	24
2002	OFF.	16	343	119	200	24
	DEF.	16	279	77	178	24
2003	OFF.	16	275	77	174	24
	DEF.	16	270	89	155	26
2004	OFF.	16	310	134	147	29
	DEF.	16	248	79	146	23
2005	OFF.	16	297	120	144	33
	DEF.	16	275	75	179	21
2006	OFF.	16	327	100	201	26
	DEF.	16	269	72	176	21
2007	OFF.	16	298	108	179	11
	DEF.	16	249	74	158	17
2008	OFF.	16	290	93	179	18
	DEF.	16	240	73	149	18
2009	OFF.	16	331	96	210	25
	DEF.	16	274	70	186	18
2010	OFF.	16	295	106	175	14
	DEF.	16	272	61	182	29
2011	OFF.	16	341	96	221	24
	DEF.	16	264	82	156	26
2012	OFF.	16	307	80	202	25
	DEF.	16	273	78	169	26
2013	OFF.	16	312	81	207	24
	DEF.	16	303	106	174	23
2014	OFF.	16	379	98	243	38
	DEF.	16	314	88	193	33
2015	OFF.	16	331	91	207	33
	DEF.	16	327	71	231	25
2016	OFF.	16	336	97	210	29
	DEF.	16	313	95	184	34
2017	OFF.	16	348	96	217	35
	DEF.	16	270	89	157	24

Steelers Year-By-Year Offensive/Defensive Statistics

	Total Offense			Rushing			Passing					
		Yards	Plays	Avg.	Yards	Att.	Avg.	Net	Sacks	Gross	Att/Cmp/Int	Pct.
1969	OFF.	3,626	843	4.3	1,542	400	3.9	2,084	52/374	2,458	391/176/29	45.0
	DEF.	4,401	898	4.9	1,732	455	3.8	2,669	33/304	2,973	410/227/25	55.4
1970	OFF.	3,752	844	4.4	1,715	432	4.0	2,037	28/275	2,312	384/150/32	39.1
	DEF.	3,396	906	4.4	1,679	487	3.4	2,317	26/238	2,555	393/191/23	48.6
1971	OFF.	3,882	867	4.5	1,758	416	4.2	2,124	37/322	2,446	414/214/26	51.7
	DEF.	4,248	881	4.8	1,482	440	3.4	2,766	33/294	3,060	408/235/17	57.6
1972	OFF.	4,231	853	5.0	2,520	497	5.1	1,711	32/247	1,958	324/156/12	48.1
	DEF.	3,771	896	4.2	1,715	445	3.9	2,056	40/337	2,393	411/206/28	50.1
1973	OFF.	4,070	894	4.6	2,143	555	3.9	1,927	30/230	2,157	309/140/26	45.3
	DEF.	3,324	880	3.8	1,652	488	3.8	1,672	33/251	1,923	359/164/37	45.7
1974	OFF.	4,375	950	4.6	2,417	546	4.4	1,958	18/196	2,154	386/166/21	43.0
	DEF.	3,074	863	3.6	1,608	472	3.4	1,466	52/406	1,872	339/147/25	43.4
1975	OFF.	4,887	949	5.1	2,633	581	4.5	2,254	31/290	2,544	337/191/12	56.7
	DEF.	3,661	870	4.2	1,825	431	4.2	1,836	43/358	2,194	396/183/27	46.2
1976	OFF.	4,637	957	4.8	2,971	653	4.5	1,666	27/269	1,935	277/143/12	51.6
	DEF.	3,322	866	3.8	1,457	452	3.2	1,865	41/313	2,178	339/148/22	42.4
1977	OFF.	4,645	949	4.9	2,258	581	3.9	2,387	27/245	2,632	341/173/21	50.7
	DEF.	3,692	882	4.2	1,723	493	3.5	1,969	32/285	2,254	357/157/31	44.0
1978	OFF.	4,987	1,046	4.8	2,297	641	3.6	2,690	25/271	2,961	380/212/22	55.8
	DEF.	4,168	999	4.2	1,774	513	3.5	2,394	44/361	2,755	442/221/27	50.0
1979	OFF.	6,258	1,080	5.8	2,603	561	4.6	3,655	27/222	3,877	492/272/26	55.3
	DEF.	4,270	1,035	4.1	1,709	506	3.4	2,561	49/351	2,912	480/226/27	47.1
1980	OFF.	5,554	1,033	5.4	1,986	512	3.9	3,568	37/264	3,832	484/250/24	51.7
	DEF.	5,134	1,036	5.0	1,762	486	3.6	3,372	18/145	3,512	532/280/26	52.6
1981	OFF.	5,598	1,042	5.4	2,372	554	4.3	3,226	27/231	3,457	461/247/19	53.6
	DEF.	5,652	1,084	5.2	1,869	500	3.7	3,783	40/325	4,107	542/302/30	55.7
1982	OFF.	2,970	583	5.1	1,187	289	4.1	1,783	19/139	1,922	275/141/16	51.3
	DEF.	2,874	599	4.8	762	236	3.2	2,112	34/273	2,385	329/176/17	53.5
1983	OFF.	5,014	1,075	4.7	2,610	614	4.3	2,404	52/350	2,754	409/211/23	51.6
	DEF.	4,728	1,006	4.7	1,833	509	3.6	2,895	50/361	3,256	447/238/28	53.2
1984	OFF.	5,420	1,052	5.2	2,179	574	3.8	3,241	35/278	3,519	443/240/25	54.2
	DEF.	4,916	1,016	4.8	1,617	454	3.6	3,299	47/390	3,689	515/299/31	58.1
1985	OFF.	5,350	1,085	4.9	2,177	541	4.0	3,173	33/224	3,397	512/254/27	49.6
	DEF.	4,659	989	4.7	1,876	470	4.0	2,783	36/305	3,088	484/287/20	59.3
1986	OFF.	4,811	1,075	4.5	2,223	564	3.9	2,588	20/159	2,747	491/238/20	48.5
	DEF.	5,252	1,049	5.0	1,872	470	4.0	3,380	43/289	3,669	536/311/20	58.0
1987	OFF.	4,410	973	4.5	2,144	517	4.1	2,266	27/198	2,464	429/198/25	46.2
	DEF.	4,920	962	5.1	1,610	455	3.5	3,310	26/196	3,506	481/290/27	60.3
1988	OFF.	5,204	1,030	5.1	2,228	499	4.5	2,976	42/331	3,307	489/226/20	46.2
	DEF.	5,805	1,067	5.4	1,864	516	3.6	3,941	19/145	4,086	532/309/20	58.1
1989	OFF.	3,996	955	4.2	1,818	500	3.6	2,178	51/484	2,662	404/210/13	52.0
	DEF.	5,549	1,077	5.2	2,008	498	4.0	3,541	31/180	3,721	548/290/21	52.9
1990	OFF.	4,525	897	5.0	1,880	456	4.1	2,645	33/242	2,887	408/237/15	58.1
	DEF.	4,115	940	4.4	1,615	446	3.6	2,500	32/228	2,728	460/236/24	51.3
1991	OFF.	4,581	915	5.0	1,627	394	4.1	2,954	45/359	3,313	476/259/16	54.4
	DEF.	5,168	1,039	5.0	1,582	466	3.4	3,586	38/257	3,843	535/334/19	62.4
1992	OFF.	4,906	989	5.0	2,156	518	4.2	2,750	40/296	3,046	431/249/14	57.8
	DEF.	4,658	949	4.9	1,841	435	4.2	2,817	36/248	3,065	478/252/22	52.7
1993	OFF.	5,235	1,079	4.9	2,003	491	4.1	3,232	48/374	3,606	540/299/12	55.4
	DEF.	4,531	962	4.7	1,368	399	3.4	3,163	42/277	3,440	521/277/24	53.2
1994	OFF.	5,144	1,048	4.9	2,180	546	4.0	2,964	39/283	3,247	463/266/9	57.5
	DEF.	4,326	1,008	4.3	1,452	421	3.5	2,874	55/382	3,256	532/280/17	52.6
1995	OFF.	5,769	1,110	5.2	1,852	494	3.7	3,917	24/176	4,093	592/348/21	58.8
	DEF.	4,561	943	4.8	1,321	370	3.6	3,240	42/272	3,512	531/314/22	59.1

Steelers Year-By-Year Offensive/Defensive Statistics (Continued)

	Total Offense			Rushing			Passing					
		Yards	Plays	Avg.	Yards	Att.	Avg.	Net	Sacks	Gross	Att/Cmp/Int	Pct.
1996	OFF.	5,140	1,002	5.1	2,299	525	4.4	2,841	21/149	2,990	456/246/19	53.9
	DEF.	4,362	1,009	4.3	1,415	411	3.4	2,947	51/369	3,316	547/322/23	58.9
1997	OFF.	5,542	1,058	5.2	2,479	572	4.3	3,063	20/152	3,215	466/253/19	54.3
	DEF.	4,705	1,005	4.7	1,318	403	3.3	3,387	48/294	3,681	554/295/20	53.2
1998	OFF.	4,586	1,014	4.5	2,034	490	4.2	2,552	35/229	2,781	489/274/20	56.0
	DEF.	4,963	1,002	5.0	1,642	479	3.4	3,321	41/238	3,559	482/268/16	55.6
1999	OFF.	4,874	1,067	4.6	1,991	495	4.0	2,883	37/235	3,118	535/301/18	56.3
	DEF.	4,878	953	5.1	1,958	450	4.4	2,920	40/247	3,167	463/245/14	52.9
2000	OFF.	4,766	1,009	4.7	2,248	527	4.3	2,518	43/220	2,738	439/217/10	49.4
	DEF.	4,713	985	4.8	1,693	425	4.0	3,020	39/229	3,249	521/280/17	53.7
2001	OFF.	5,887	1,065	5.5	2,774	580	4.8	3,113	31/182	3,295	442/274/12	60.4
	DEF.	4,137	919	4.5	1,195	339	3.5	2,942	55/367	3,309	525/295/16	56.2
2002	OFF.	5,952	1,097	5.4	2,120	512	4.1	3,832	34/204	4,036	551/350/22	63.5
	DEF.	4,835	982	4.9	1,375	359	3.8	3,460	50/313	3,773	573/336/19	58.6
2003	OFF.	4,792	1,020	4.7	1,488	446	3.3	3,304	42/244	3,548	532/306/17	57.5
	DEF.	4,783	968	4.9	1,741	449	3.9	3,042	53/203	3,245	484/294/14	60.7
2004	OFF.	5,184	1,012	5.1	2,464	618	4.0	2,720	36/250	2,970	295/196/11	66.4
	DEF.	4,134	882	4.7	1,299	357	3.6	2,835	41/225	3,060	484/269/19	55.6
2005	OFF.	5,149	960	5.4	2,223	549	4.0	2,926	32/178	2,969	379/228/14	60.2
	DEF.	4,544	998	4.6	1,376	402	3.4	3,168	47/312	3,480	536/312/15	57.4
2006	OFF.	5,725	1,041	5.5	1,992	469	4.2	2,969	49/293	4,026	523/312/23	59.7
	DEF.	4,805	998	4.9	1,412	408	3.5	3,393	39/226	3,480	529/319/20	60.3
2007	OFF.	5,239	1,000	5.2	2,168	511	4.2	3,071	47/347	3,418	442/282/14	63.8
	DEF.	4,262	933	4.6	1,438	361	4.0	2,824	36/243	3,067	536/292/11	54.5
2008	OFF.	4,991	1,015	4.9	1,690	460	3.7	3,301	49/306	3,607	442/282/14	63.8
	DEF.	3,795	974	3.9	1,284	390	3.3	2,511	51/350	2,861	533/301/20	56.5
2009	OFF.	5,941	1,014	5.9	1,793	428	4.2	4,148	50/348	4,148	536/351/14	65.5
	DEF.	4,885	967	5.1	1,438	372	3.9	3,447	47/314	3,761	548/319/12	58.2
2010	OFF.	5,525	993	5.6	1,924	471	4.1	2,601	43/289	3,890	479/298/9	62.2
	DEF.	4,429	974	4.5	1,004	333	3.0	3,425	48/319	3,744	593/363/21	61.2
2011	OFF.	5,957	1,015	5.9	1,903	434	4.4	4,054	42/279	4,333	539/341/15	63.3
	DEF.	4,348	964	4.5	1,597	399	4.0	2,751	35/230	2,981	530/289/11	54.5
2012	OFF.	5,324	1,023	5.2	1,537	412	3.7	3,787	37/225	4,012	574/354/14	61.7
	DEF.	4,413	951	4.6	1,450	391	3.7	2,963	37/196	3,159	523/299/10	57.2
2013	OFF.	5,400	1,023	5.3	1,383	394	3.5	4,017	43/289	4,306	586/377/14	64.3
	DEF.	5,402	1,036	5.2	1,849	433	4.3	3,553	34/198	3,751	569/329/10	57.8
2014	OFF.	6,577	1,068	6.2	1,752	423	4.1	4,825	33/172	4,997	612/411/10	67.2
	DEF.	5,654	944	6.0	1,605	368	4.4	4,049	33/194	4,243	543/350/11	64.5
2015	OFF.	6,327	1,011	6.3	1,724	388	4.4	4,603	33/219	4,822	590/391/21	66.3
	DEF.	5,809	1,055	5.5	1,459	382	3.8	4,350	48/311	4,661	625/402/17	64.3
2016	OFF.	5,962	1,026	5.8	1,760	409	4.3	4,202	21/175	4,377	596/381/15	63.9
	DEF.	5,482	997	5.5	1,600	369	4.3	3,882	38/259	4,141	590/381/13	64.6
2017	OFF.	6,047	1,051	5.8	1,667	437	3.8	4,380	24/154	4,534	590/384/15	65.1
	DEF.	4,910	940	5.2	1,693	385	4.4	3,271	56/393	3,610	499/297/16	59.5

Steelers *Miscellaneous Offensive/Defensive Statistics*

Year		Punt/Avg.	Pen/Yds.	Fum/Lost	Tot Pts.	TD	Run	Pass	Ret.	PATs	FGs	T.O.P.
1969	OFF.	65/40.1	67/659	36/20	218	26	8	17	1	26/26	12/25	
	DEF.	65/40.1	74/772	25/16	404	50	17	27	6	49/50	17/25	
1970	OFF.	78/44.2	82/835	30/16	210	26	13	12	1	24/26	10/28	
	DEF.	85/41.9	76/790	29/15	272	32	8	21	3	29/32	15/32	
1971	OFF.	79/43.9	88/898	37/16	246	28	10	15	3	27/28	17/27	
	DEF.	77/41.5	81/784	27/18	292	32	13	16	3	30/32	22/35	
1972	OFF.	66/43.6	81/728	27/14	343	37	22	12	3	35/37	28/41	
	DEF.	74/40.3	77/712	37/20	175	18	6	9	3	17/18	15/27	
1973	OFF.	62/41.1	84/817	36/14	347	37	12	20	5	36/37	29/43	
	DEF.	75/42.4	86/757	41/18	210	22	8	11	3	21/21	19/29	
1974	OFF.	78/39.0	104/978	33/19	305	35	19	12	4	33/35	20/29	
	DEF.	91/41.2	76/575	38/22	189	22	7	14	1	21/22	12/17	
1975	OFF.	69/39.4	89/756	34/23	373	46	22	21	3	44/46	17/21	
	DEF.	90/40.1	85/700	22/10	162	19	8	9	2	15/19	11/18	
1976	OFF.	76/39.2	111/836	40/19	342	43	33	10	0	40/43	14/26	
	DEF.	94/37.4	80/637	42/24	138	14	5	9	0	13/14	14/24	
1977	OFF.	73/36.3	122/973	41/28	283	37	20	17	0	34/37	9/14	
	DEF.	79/40.3	82/784	28/13	243	29	9	16	4	27/29	14/21	
1978	OFF.	66/40.0	108/943	35/17	356	46	16	28	2	44/45	12/26	
	DEF.	82/39.4	106/954	33/21	195	22	11	10	1	21/22	14/26	
1979	OFF.	68/40.2	108/866	47/26	416	52	25	26	1	50/52	18/30	
	DEF.	100/40.0	95/744	32/15	262	31	9	19	3	28/31	16/26	
1980	OFF.	66/40.2	111/933	38/18	352	42	15	26	1	39/42	19/28	
	DEF.	73/40.7	93/806	23/14	313	37	9	25	3	34/37	19/29	
1981	OFF.	84/43.3	97/840	39/22	356	47	21	25	1	38/46	12/17	
	DEF.	78/42.1	112/960	31/16	297	35	10	22	3	33/35	18/33	
1982	OFF.	49/40.4	59/459	18/9	204	25	7	17	1	22/23	10/12	
	DEF.	53/38.1	44/345	17/8	146	17	5	12	0	17/17	9/14	
1983	OFF.	80/41.9	99/836	42/20	355	39	17	15	7	38/39	27/31	
	DEF.	88/41.1	96/782	34/17	303	37	14	19	4	36/37	15/20	
1984	OFF.	70/41.2	112/948	40/15	387	45	13	25	7	45/45	24/32	30:33
	DEF.	90/42.4	107/945	30/11	310	35	12	19	4	34/35	22/28	29:27
1985	OFF.	79/39.1	85/665	31/9	379	40	14	23	3	40/40	33/42	30:52
	DEF.	86/40.9	89/679	34/15	355	43	19	18	6	40/41	19/25	29:08
1986	OFF.	89/38.7	105/876	28/16	307	35	18	16	1	32/34	21/32	29:45
	DEF.	82/39.0	107/876	31/13	336	39	10	22	7	36/38	22/39	30:15
1987	OFF.	82/40.2	105/801	37/8	285	31	11	13	7	31/31	22/29	29:44
	DEF.	70/39.2	95/771	41/17	299	34	8	22	4	31/34	20/26	30:16
1988	OFF.	71/41.5	99/803	40/19	336	36	17	15	4	34/36	28/36	28:31
	DEF.	67/40.7	79/705	35/13	421	49	20	25	4	47/49	26/32	31:29
1989	OFF.	83/40.6	116/986	32/18	265	29	17	10	2	28/29	21/30	28:50
	DEF.	69/40.5	96/785	40/21	326	38	16	17	5	37/38	19/27	31:10
1990	OFF.	66/37.2	110/928	40/17	292	33	11	20	2	32/33	20/25	30:06
	DEF.	64/40.9	89/719	33/18	240	26	13	9	4	26/26	18/28	29:54
1991	OFF.	75/39.9	116/933	37/14	292	32	8	20	4	31/31	23/33	27:05
	DEF.	65/41.6	84/685	27/11	344	38	14	21	3	38/38	26/41	32:55
1992	OFF.	74/42.1	106/941	28/18	299	31	13	15	3	29/31	28/36	32:05
	DEF.	74/42.0	104/814	34/21	225	24	6	15	3	24/24	19/28	27:55
1993	OFF.	89/42.5	100/861	28/15	308	32	13	16	3	32/32	28/30	32:15
	DEF.	82/43.9	77/652	37/14	281	30	6	16	8	29/30	24/29	27:45
1994	OFF.	97/39.7	119/974	18/8	316	35	15	17	3	32/32	24/29	31:58
	DEF.	97/42.2	91/763	31/14	234	23	7	12	4	22/22	24/29	28:02
1995	OFF.	59/40.1	109/839	24/13	407	44	17	21	6	39/39	34/41	32:36
	DEF.	85/43.3	101/931	30/12	327	37	9	24	4	34/34	23/25	27:24

Steelers Miscellaneous Offensive/Defensive Statistics (Continued)

Year		Punt/Avg.	Pen/Yds.	Fum/Lost	Tot Pts.	TD	Run	Pass	Ret.	PATs	FGs	T.O.P.
1996	OFF.	72/40.7	84/665	27/14	344	39	18	15	6	37/37	23/30	30:08
	DEF.	86/43.8	97/746	28/17	257	27	7	17	3	26/26	21/26	29:52
1997	OFF.	64/42.6	95/861	25/14	372	44	19	22	3	40/40	22/25	32:05
	DEF.	66/42.5	90/708	26/14	307	31	5	24	1	26/26	21/26	27:55
1998	OFF.	82/43.5	79/690	18/12	263	26	8	13	5	23/23	26/32	30:20
	DEF.	76/45.8	106/854	28/13	303	30	8	17	5	23/24	32/41	29:40
1999	OFF.	84/45.2	119/945	19/7	317	35	14	19	2	30/31	25/29	31:28
	DEF.	92/40.6	101/813	29/14	320	36	10	20	6	34/35	20/26	28:32
2000	OFF.	91/43.3	81/667	24/11	321	35	19	12	4	32/33	25/30	31:27
	DEF.	81/43.3	105/876	25/18	255	24	9	13	2	24/24	29/34	28:33
2001	OFF.	63/41.4	86/737	28/9	352	38	17	16	5	34/37	30/44	34:10
	DEF.	87/42.3	71/585	27/12	212	26	5	19	2	23/24	9/20	25:50
2002	OFF.	63/41.0	90/712	26/14	390	43	15	26	2	35/37	29/40	32:47
	DEF.	77/40.3	106/927	22/17	345	41	16	19	6	37/38	20/26	27:13
2003	OFF.	84/41.4	111/1,005	24/11	300	33	10	19	4	31/32	23/32	30:42
	DEF.	91/40.6	96/709	24/11	327	38	14	20	4	32/25	21/24	29:18
2004	OFF.	67/43.0	99/837	20/8	372	41	16	20	5	40/40	28/33	34:00
	DEF.	79/42.7	104/875	28/13	251	26	8	14	4	24/24	23/27	26:01
2005	OFF.	69/41.7	99/876	22/9	389	45	21	21	3	45/45	24/29	31:16
	DEF.	80/43.3	120/1,031	30/15	258	27	10	15	2	24/25	24/30	28:44
2006	OFF.	66/41.3	69/611	27/14	353	42	16	23	3	41/41	29/40	31:13
	DEF.	86/43.8	104/862	16/9	315	36	9	21	6	36/36	21/27	28:47
2007	OFF.	68/42.4	80/651	21/8	393	46	9	34	3	44/44	23/25	33:18
	DEF.	82/43.0	73/556	30/14	269	31	6	22	3	29/30	18/22	26:42
2008	OFF.	78/39.8	95/812	28/10	347	38	16	19	3	36/37	27/31	31:29
	DEF.	91/42.5	91/801	22/9	223	21	7	12	2	21/21	24/27	28:31
2009	OFF.	72/42.7	85/769	21/11	368	41	10	28	3	41/41	27/31	32:13
	DEF.	86/42.8	102/903	21/10	324	37	7	22	8	32/32	22/29	27:47
2010	OFF.	74/44.3	100/903	22/9	375	41	15	22	4	38/38	29/37	31:53
	DEF.	81/40.4	86/716	28/14	232	22	5	15	2	18/19	26/30	28:07
2011	OFF.	60/44.7	101/854	16/13	325	36	13	21	2	36/36	23/31	32:33
	DEF.	87/43.6	96/777	13/4	227	23	7	15	1	21/21	22/27	27:27
2012	OFF.	78/43.6	92/938	33/16	336	36	8	27	1	34/34	28/31	32:07
	DEF.	88/45.2	100/882	19/10	314	33	9	19	5	30/31	28/33	27:53
2013	OFF.	75/41.1	80/677	16/10	379	41	9	28	4	39/39	30/32	30:53
	DEF.	79/43.0	92/798	21/10	370	41	18	21	2	38/39	28/31	29:07
2014	OFF.	62/43.0	103/834	16/11	436	49	10	33	6	45/45	29/32	32:24
	DEF.	68/45.3	97/835	20/10	368	40	9	30	1	38/38	30/32	27:36
2015	OFF.	59/42.6	94/868	16/7	423	45	16	26	3	32/34	35/42	29:24
	DEF.	70/43.8	121/1,149	27/13	319	35	6	29	0	29/32	26/31	30:36
2016	OFF.	69/44.9	113/1,068	10/3	399	47	13	33	1	37/37	24/28	30:22
	DEF.	70/43.4	109/920	21/10	327	36	15	20	1	29/32	26/31	29:38
2017	OFF.	64/43.2	101/896	15/5	406	43	12	29	2	37/39	35/38	31:56
	DEF.	77/45.1	110/1,041	19/6	308	36	14	20	2	28/31	20/24	28:04

Steelers Year-By-Year Leaders

Rushing

Year	Player	Att.	Yards	Avg.	LG	TDs
1934	Warren Heller	132	528	4.0	—	1
1935	Art Strutt	92	323	3.5	—	1
1936	Warren Heller	106	332	3.1	—	0
1937	John Karcis	127	513	4.0	—	3
1938	Byron "Whizzer" White (Rookie)	152	567 ●	3.7	—	4
1939	Boyd Brumbaugh	86	282	3.3	—	2
1940	Lou Tomasetti	68	246	3.6	—	1
1941	Dick Riffle	109	388	3.6	54	1
1942	Bill Dudley (Rookie)	162	696 ●	4.3	66	5
1943	Jack Hinkle	116	571	4.9	—	4
1944	John Grigas	185	610	3.2	—	3
1945	Buist Warren	96	285	3.0	75	2
1946	Bill Dudley	146	604 ●	4.1	42	3
1947	Johnny Clement	129	670	5.2	43	4
1948	Bob Cifers	112	361	3.2	21	1
1949	Jerry Nuzum	139	611	4.4	64t	5
1950	Joe Geri	188	705	3.8	47	2
1951	Fran Rogel	109	385	3.5	51	3
1952	Ray Mathews	66	315	4.8	36	0
1953	Fran Rogel	137	527	3.8	58	2
1954	Fran Rogel	111	415	3.7	16	1
1955	Fran Rogel	168	588	3.5	19	2
1956	Fran Rogel	131	476	3.6	40	2
1957	Billy Wells	154	532	3.5	51	0
1958	Tom Tracy	169	714	4.2	64	5
1959	Tom Tracy	199	794	4.0	51	3
1960	Tom Tracy	192	680	3.5	28t	5
1961	John Henry Johnson	213	787	3.7	44	6
1962	John Henry Johnson	251	1,141	4.5	40	7
1963	John Henry Johnson	186	773	4.2	48	4
1964	John Henry Johnson	235	1,048	4.5	45t	7
1965	Dick Hoak	131	426	3.3	42t	5
1966	Bill Asbury	169	544	3.2	45	7
1967	Don Shy (Rookie)	99	341	3.4	33t	4
1968	Dick Hoak	175	858	4.9	77t	3
1969	Dick Hoak	151	531	3.5	13	2
1970	John "Frenchy" Fuqua	138	691	5.0	85t	7
1971	John "Frenchy" Fuqua	155	625	4.0	30t	4
1972	Franco Harris (Rookie)	188	1,055	5.6 ●	75t	10
1973	Franco Harris	188	698	3.7	35	3
1974	Franco Harris	208	1,006	4.8	54	5
1975	Franco Harris	262	1,246	4.8	36	10
1976	Franco Harris	289	1,128	3.9	30	14 ● ●
	Rocky Bleier	220	1,036	4.7	28	5
1977	Franco Harris	300	1,162	3.9	61t	11
1978	Franco Harris	310	1,082	3.5	37	8
1979	Franco Harris	267	1,186	4.4	71t	11
1980	Franco Harris	208	789	3.8	26	4
1981	Franco Harris	242	987	4.1	50	8
1982	Franco Harris	140	604	4.3	21	2
1983	Franco Harris	279	1,007	3.6	19	5
1984	Frank Pollard	213	851	4.0	52	6
1985	Frank Pollard	233	991	4.3	56	3
1986	Earnest Jackson	216	910	4.2	31	5
1987	Earnest Jackson	180	696	3.9	39	1
1988	Merril Hoge	170	705	4.1	20	3
1989	Tim Worley (Rookie)	195	770	3.9	38	5
1990	Merril Hoge	203	772	3.8	41t	7
1991	Merril Hoge	165	610	3.7	24	2
1992	Barry Foster	390 ● ●	1,690 ● ●	4.3	69	11 ●
1993	Leroy Thompson	205	763	3.7	36	3

● AFC Leader ● Team record ● NFL leader ● Tied for NFL lead

Steelers Year-By-Year Leaders

Rushing (Continued)

Year	Player	Att.	Yards	Avg.	LG	TDs
1994	Barry Foster	216	851	3.9	29t	5
1995	Erric Pegram	213	813	3.8	38	5
1996	Jerome Bettis	320	1,431	4.5	50t	11
1997	Jerome Bettis	375	1,665	4.4	34	7
1998	Jerome Bettis	316	1,185	3.8	42	3
1999	Jerome Bettis	299	1,091	3.6	35	7
2000	Jerome Bettis	355	1,341	3.8	30	8
2001	Jerome Bettis	225	1,072	4.8	48	4
2002	Amos Zereoue	193	762	3.9	42	4
2003	Jerome Bettis	246	811	3.3	21	7
2004	Jerome Bettis	250	941	3.8	29	13
2005	Willie Parker	255	1,202	4.7	80t	4
2006	Willie Parker	337	1,494	4.4	76	13
2007	Willie Parker	321	1,316	4.1	32	2
2008	Willie Parker	210	791	3.7	34t	5
2009	Rashard Mendenhall	242	1,108	4.6	60	7
2010	Rashard Mendenhall	324	1,273	3.9	50t	13
2011	Rashard Mendenhall	228	928	4.1	68	9
2012	Jonathan Dwyer	156	623	4.0	34	2
2013	Le'Veon Bell (Rookie)	244	860	3.5	43	8
2014	Le'Veon Bell	290 ●	1,361 ●	4.7	81	8
2015	DeAngelo Williams	200	907	4.5	55	11 ●
2016	Le'Veon Bell	261	1,268	4.9	44	7
2017	Le'Veon Bell	321	1,291	4.0	27	9

Total Yards from Scrimmage

Year	Player	Total Yards	Rush Yards	Rec. Yards
1947	Johnny Clement	676	670	6
1948	Val Jansante	620	-3	623
1949	Jerry Nuzum	692	611	81
1950	Joe Geri	738	705	33
1951	Lynn Chandnois	772	332	440
1952	Elbie Nickel (TE)	884	0	884
1953	Lynn Chandnois	882	470	412
1954	Ray Mathews	894	242	652
1955	Ray Mathews	949	187	762
1956	Fran Rogel	564	476	88
1957	Jack McClairen	630	0	630
1958	Tom Tracy	1,249	714	535
1959	Tom Tracy	1,067	794	273
1960	Tom Tracy	1,029	680	349
1961	Buddy Dial	1,053	6	1,047
1962	John Henry Johnson	1,367	1,141	226
1963	Buddy Dial	1,295	0	1,295
1964	John Henry Johnson	1,117	1,048	69
1965	Gary Ballman	905	46	859
1966	Roy Jefferson	808	36	772
1967	J.R. Wilburn	767	0	767
1968	Roy Jefferson	1,131	57	1,074
1969	Roy Jefferson	1,125	46	1,079
1970	John "Frenchy" Fuqua	980	691	289
1971	John "Frenchy" Fuqua	1,052	625	427
1972	Franco Harris (Rookie)	1,235	1,055	180
1973	Franco Harris	767	698	69
1974	Franco Harris	1,206	1,006	200
1975	Franco Harris	1,460	1,246	214
1976	Rocky Bleier	1,330	1,036	294
1977	Franco Harris	1,224	1,162	62
1978	Franco Harris	1,226	1,082	144
1979	Franco Harris	1,477	1,186	291

● AFC Leader ● Team record ● NFL leader ● Tied for NFL lead

Steelers Year-By-Year Leaders

Total Yards from Scrimmage (Continued)

Year	Player	Total Yards	Rush Yards	Rec. Yards
1980	Franco Harris	985	789	196
1981	Franco Harris	1,237	987	250
1982	Franco Harris	853	604	249
1983	Franco Harris	1,285	1,007	278
1984	John Stallworth	1,395	0	1,395
1985	Frank Pollard	1,241	991	250
1986	Walter Abercrombie	1,272	877	395
1987	Earnest Jackson	748	696	52
1988	Merril Hoge	1,192	705	487
1989	Louis Lipp	1,124	180	944
1990	Merril Hoge	1,114	772	342
1991	Merril Hoge	989	610	379
1992	Barry Foster	2,034	1,690	344
1993	Leroy Thompson	1,022	763	259
1994	Byron "Bam" Morris (Rookie)	1,040	836	204
1995	Yancey Thigpen	1,308	1	1,307
1996	Jerome Bettis	1,553	1,431	122
1997	Jerome Bettis	1,775	1,665	110
1998	Jerome Bettis	1,275	1,185	90
1999	Jerome Bettis	1,201	1,091	110
2000	Jerome Bettis	1,438	1,341	97
2001	Jerome Bettis	1,120	1,072	48
2002	Hines Ward	1,471	142	1,329
2003	Hines Ward	1,224	61	1,163
2004	Hines Ward	1,029	25	1,004
2005	Willie Parker	1,420	1,202	218
2006	Willie Parker	1,716	1,494	222
2007	Willie Parker	1,480	1,316	164
2008	Hines Ward	1,047	4	1,043
2009	Rashard Mendenhall	1,369	1,108	261
2010	Rashard Mendenhall	1,440	1,273	167
2011	Mike Wallace	1,250	57	1,193
2012	Mike Wallace	843	7	836
2013	Antonio Brown	1,503	4	1,499
2014	Le'Veon Bell	2,215	1,361	854
2015	Antonio Brown	1,862	28	1,834
2016	Le'Veon Bell	1,884	1,268	616
2017	Le'Veon Bell	1,946	1,291	655

Passing

Year	Player	Att.	Comp.	Yards	TDs	Ints	Rtg.
1934	Warren Heller	112	31	511	2	15	12.5
1935	Warren Heller	41	9	88	0	8	0.0
1936	Ed Matesic	138	64	850	4	16	36.5
1937	Max Fiske	43	17	318	4	4	58.1
1938	Frank Filchock (Rookie)	101	41	469	3	11	25.6
1939	Hugh McCullough (Rookie)	100	32	443	2	12	14.3
1940	Bill Patterson	117	34	529	3	15	14.9
1941	Boyd Brumbaugh	41	13	260	2	8	31.6
1942	Bill Dudley (Rookie)	94	35	438	2	5	37.5
1943	Roy Zimmerman	124	43	846	9	17	44.0
1944	Johnny Grigas	131	50	690	6	21	31.5
1945	Buist Warren	92	36	368	0	10	11.8
1946	Bill Dudley	90	32	452	2	9	20.5
1947	Johnny Clement	123	52	1,004	7	9	59.8
1948	Ray Evans	137	64	924	5	17	41.7
1949	Joe Geri (Rookie)	77	31	554	5	5	60.2
1950	Joe Geri	113	41	866	6	15	42.4
1951	Chuck Ortmann (Rookie)	139	56	671	3	13	24.0
1952	Jim Finks	336	158	2,307	20	19	66.2

● AFC Leader ● Team record ● NFL leader

Steelers Year-By-Year Leaders

Passing (Continued)

Year	Player	Att.	Comp.	Yards	TDs	Ints	Rtg.
1953	Jim Finks	292	131	1,484	8	14	49.8
1954	Jim Finks	306	164	2,003	14	19	63.4
1955	Jim Finks	344	165	2,270	10	26	47.7
1956	Ted Marchibroda	275	124	1,585	12	19	49.4
1957	Earl Morrall	289	139	1,900	11	12	64.9
1958	Bobby Layne	268	133	2,339	14	12	78.4
1959	Bobby Layne	297	142	1,986	20	21	62.8
1960	Bobby Layne	209	103	1,814	13	17	66.2
1961	Rudy Bukich	156	89	1,253	11	16	67.2
1962	Bobby Layne	233	116	1,686	9	17	56.2
1963	Ed Brown	362	168	2,982	21	20	71.4
1964	Ed Brown	272	121	1,990	12	19	55.2
1965	Bill Nelsen	270	121	1,917	8	17	52.7
1966	Ron Smith	181	79	1,249	8	12	54.3
1967	Kent Nix	268	136	1,587	8	19	49.5
1968	Dick Shiner	304	148	1,856	18	17	64.5
1969	Dick Shiner	209	97	1,422	7	10	60.3
1970	Terry Bradshaw (Rookie)	218	83	1,410	6	24	30.4
1971	Terry Bradshaw	373	203	2,259	13	22	59.8
1972	Terry Bradshaw	308	147	1,887	12	12	64.1
1973	Terry Bradshaw	180	89	1,183	10	15	54.5
1974	Joe Gilliam	212	96	1,274	4	8	55.4
1975	Terry Bradshaw	286	165	2,055	18	9	88.0
1976	Terry Bradshaw	192	92	1,177	10	9	65.4
1977	Terry Bradshaw	314	162	2,523	17	19	71.4
1978	Terry Bradshaw	368	207	2,915	28	20	84.7
1979	Terry Bradshaw	472	259	3,724	26	25	77.0
1980	Terry Bradshaw	424	218	3,339	24	22	75.0
1981	Terry Bradshaw	370	201	2,887	22	14	83.9
1982	Terry Bradshaw	240	127	1,768	17	11	81.4
1983	Cliff Stoudt	381	197	2,553	12	21	60.6
1984	Mark Malone	272	147	2,137	16	17	73.4
1985	Mark Malone	233	117	1,428	13	7	75.5
1986	Mark Malone	425	216	2,444	15	18	62.5
1987	Mark Malone	336	156	1,896	6	19	46.7
1988	Bubby Brister	370	175	2,634	11	14	65.3
1989	Bubby Brister	342	187	2,365	9	10	73.1
1990	Bubby Brister	387	223	2,725	20	14	81.6
1991	Neil O'Donnell	286	156	1,963	11	7	78.8
1992	Neil O'Donnell	313	185	2,283	13	9	83.6
1993	Neil O'Donnell	486	270	3,208	14	7	79.5
1994	Neil O'Donnell	370	212	2,443	13	9	78.9
1995	Neil O'Donnell	416	246	2,970	17	7	87.7
1996	Mike Tomczak	401	222	2,767	15	17	71.8
1997	Kordell Stewart	440	236	3,020	21	17	75.2
1998	Kordell Stewart	458	252	2,560	11	18	62.9
1999	Mike Tomczak	258	139	1,625	12	8	75.8
2000	Kordell Stewart	289	151	1,860	11	8	73.6
2001	Kordell Stewart	442	266	3,106	14	11	81.7
2002	Tommy Maddox	377	234	2,836	20	16	85.2
2003	Tommy Maddox	519	298	3,414	18	17	75.3
2004	Ben Roethlisberger (Rookie)	295	196	2,621	17	11	98.1
2005	Ben Roethlisberger	268	168	2,385	17	9	98.6
2006	Ben Roethlisberger	469	280	3,513	18	23	75.4
2007	Ben Roethlisberger	404	264	3,154	32	11	104.1
2008	Ben Roethlisberger	469	281	3,301	17	15	80.1
2009	Ben Roethlisberger	506	337	4,328	26	12	100.5
2010	Ben Roethlisberger	389	240	3,200	17	5	97.0
2011	Ben Roethlisberger	513	324	4,077	21	14	90.1
2012	Ben Roethlisberger	449	284	3,265	26	8	97.0
2013	Ben Roethlisberger	584	375	4,261	28	14	92.0

● AFC Leader ● Team record ● NFL leader ● Tied for NFL lead

Steelers Year-By-Year Leaders

Passing (Continued)

Year	Player	Att.	Comp.	Yards	TDs	Ints	Rtg.
2014	Ben Roethlisberger	608 ●	408 ●●	4,952 ●●	32 ●	9	103.3
2015	Ben Roethlisberger	469	319	3,938	21	16	94.5
2016	Ben Roethlisberger	509	328	3,819	29	13	95.4
2017	Ben Roethlisberger	561	360	4,251	28	14	93.4

Pass Receiving Receptions

Year	Player	No.	Yards	Avg.	LG	TDs
1934	Ben Smith	14	218	15.6	—	0
1935	Jim Levey	7	112	16.0	—	2
1936	Wilbur Sortet	14	197	14.1	—	1
1937	John "Blood" McNally	10	168	16.8	—	4
1938	Bill Davidson	12	229	19.1	—	0
1939	Sam Boyd (Rookie)	21	423	20.1	—	2
1940	George Platukis	15	290	19.3	—	2
1941	Don Looney	10	186	18.6	66	1
1942	Walt Kichowski	15	189	12.6	26	0
1943	Tony Bova	17	419	24.6	51	5
1944	Ed Rucinski	22	284	12.9	40t	1
1945	Tony Bova	15	215	14.3	52	0
1946	Val Jansante	10	136	13.6	34	1
1947	Val Jansante	35	599	17.1	46	5
1948	Val Jansante	39	623	16.0	66t	3
1949	Val Jansante	29	445	15.3	47t	4
1950	Val Jansante	26	353	13.6	40	0
1951	Hank Minarik (Rookie)	35	459	13.1	37	1
1952	Elbie Nickel (TE)	55	884	16.1	54t	9
1953	Elbie Nickel (TE)	62	743	12.0	40	4
1954	Ray Mathews (RB)	44	652	14.8	78t	6
1955	Ray Mathews (RB)	42	762	18.1	61t	6
1956	Ray Mathews (RB)	31	540	17.4	64t	5
1957	Jack McClairan	46	630	13.7	48t	2
1958	Jimmy Orr	33	910	27.6	78t	7
1959	Jimmy Orr	35	604	17.3	43	5
1960	Buddy Dial	40	972	24.3	70t	9
1961	Buddy Dial	53	1,047	19.8	88t	12
1962	Buddy Dial	50	981	19.6	62	6
1963	Buddy Dial	60	1,295	21.6	83t	9
1964	Gary Ballman	47	935	19.9	47t	7
1965	Gary Ballman	40	859	21.5	87t	5
1966	John Hilton (TE)	46	603	13.1	32t	4
1967	J.R. Wilburn	51	767	15.0	66t	5
1968	Roy Jefferson	58	1,074	18.5	62	11
1969	Roy Jefferson	67	1,079	16.1	63	9
1970	Ron Shanklin (Rookie)	30	691	23.0	81t	4
1971	Ron Shanklin	49	652	13.3	42	6
	John "Frenchy" Fuqua (RB)	49	427	8.7	40t	1
1972	Ron Shanklin	38	669	17.6	57	3
1973	Ron Shanklin	30	711	23.7	67	10
1974	Frank Lewis	30	365	12.2	31t	4
1975	Lynn Swann	49	781	15.9	43t	11
1976	Lynn Swann	28	516	18.4	47	3
1977	Lynn Swann	50	789	15.8	46	7
1978	Lynn Swann	61	880	14.4	62	11
1979	John Stallworth	70	1,183	16.9	65t	8
1980	Lynn Swann	44	710	16.1	68t	7
1981	John Stallworth	63	1,098	17.4	55	5
1982	Franco Harris (RB)	31	249	8.0	20	0
1983	Calvin Sweeney	39	577	14.8	42	5
1984	John Stallworth	80	1,395	17.4	51	11
1985	John Stallworth	75	937	12.5	41	5
1986	Walter Abercrombie (RB)	47	395	8.4	27	2

● AFC Leader ● Team record ● Tied for NFL lead

Steelers Year-By-Year Leaders

Pass Receiving Receptions (Continued)

Year	Player	No.	Yards	Avg.	LG	TDs
1987	John Stallworth	41	521	12.7	45	2
1988	Louis Lipps	50	973	19.5	89t	5
	Merril Hoge (RB)	50	487	9.7	40	3
1989	Louis Lipps	50	944	18.9	79t	5
1990	Louis Lipps	50	682	13.6	37	3
1991	Louis Lipps	55	671	12.2	35	2
1992	Jeff Graham	49	711	14.5	51	1
1993	Eric Green (TE)	63	942	15.0	71t	5
1994	John L. Williams (RB)	51	378	7.4	23	2
1995	Yancey Thigpen	85	1,307	15.4	43	5
1996	Andre Hastings	72	739	10.3	38	6
1997	Yancey Thigpen	79	1,398	17.7	69t	7
1998	Courtney Hawkins	66	751	11.4	53	1
1999	Troy Edwards (Rookie)	61	714	11.7	41	5
	Hines Ward	61	638	10.5	42	7
2000	Hines Ward	48	672	14.0	77t	4
2001	Hines Ward	94	1,003	10.7	34	4
2002	Hines Ward	112	1,329	11.9	72t	12
2003	Hines Ward	95	1,163	12.2	50	10
2004	Hines Ward	80	1,004	12.6	58	4
2005	Hines Ward	69	975	14.1	85t	11
2006	Hines Ward	74	975	13.2	70t	6
2007	Hines Ward	71	732	10.3	25	7
2008	Hines Ward	81	1,043	12.9	49	7
2009	Hines Ward	95	1,167	12.3	54	6
2010	Mike Wallace	60	1,257	21.0	56t	10
2011	Mike Wallace	72	1,193	16.6	95t	8
2012	Heath Miller (TE)	71	816	11.5	43	8
2013	Antonio Brown	110	1,499	13.6	56	8
2014	Antonio Brown	129	1,698	13.2	63t	13
2015	Antonio Brown	136	1,834	13.5	59	10
2016	Antonio Brown	106	1,284	12.1	51	12
2017	Antonio Brown	101	1,533	15.2	57	9

Scoring

Year	Player	TDs	PATs	FGs	TP
1935	Armand Niccolai	0	10	6	28
1936	Armand Niccolai	0	7	7	28
1937	John "Blood" McNally	5	0	0	30
1938	Byron "Whizzer" White (Rookie)/Bill Sortet	4	0	0	24
1939	Armand Niccolai	0	15	3	24
1940	Armand Niccolai	0	6	6	24
1941	Art Jones	5	0	0	30
1942	Bill Dudley (Rookie)	6	0	0	36
1943	Ernie Steele/Bob Thurbon	6	0	0	36
1944	Bob Thurbon	5	0	0	30
1945	Bill Dudley	3	2	0	20
1946	Bill Dudley	5	12	2	48
1947	Steve Lach	9	0	0	54
1948	Joe Glamp	3	26	4	56
1949	Joe Geri (Rookie)	5	12	1	45
1950	Joe Geri	3	22	8	64
1951	Joe Geri	4	22	7	67
1952	Elbie Nickel (TE)	9	0	0	54
1953	Nick Bolkovac	1	27	4	45
1954	Ray Mathews	8	0	0	48
1955	Ray Mathews	7	0	0	42
1956	Sid Watson	4	10	1	37
1957	Earl Girard	4	2	1	29
1958	Tom Miner	0	31	14	73
1959	Bobby Layne	2	32	11	77

● AFC Leader ● Team record ● NFL leader ● Tied for NFL lead ○ Team record for TE

Steelers Year-By-Year Leaders

Scoring (Continued)

Year	Player	TDs	PATs	FGs	TP
1960	Tom Tracy	9	0	3	63
1961	Buddy Dial	12	0	0	72
	Lou Michaels	0	27	15	72
1962	Lou Michaels	0	32	26	110
1963	Lou Michaels	0	32	21	95
1964	Mike Clark	0	28	13	67
1965	Mike Clark	0	19	11	52
1966	Mike Clark	0	34	21	97
1967	Mike Clark	0	35	12	71
1968	Roy Jefferson	12	0	0	72
1969	Gene Mingo	0	26	12	62
1970	John "Frenchy" Fuqua	9	0	0	54
1971	Roy Gerela	0	27	17	78
1972	Roy Gerela	0	35	28	119
1973	Roy Gerela	0	36	29	123
1974	Roy Gerela	0	33	20	93 ●
1975	Roy Gerela	0	44	17	95
1976	Franco Harris	14	0	0	84
1977	Franco Harris	11	0	0	66
1978	Roy Gerela	0	44	12	80
1979	Matt Bahr (Rookie)	0	50 ●	18	104
1980	Matt Bahr	0	39	19	96
1981	Dave Trout (Rookie)	0	38	12	74
1982	Gary Anderson (Rookie)	0	22	10	52
1983	Gary Anderson	0	38	27	119 ●
1984	Gary Anderson	0	45	24	117 ●
1985	Gary Anderson	0	40	33 ●	139 ●
1986	Gary Anderson	0	32	21	95
1987	Gary Anderson	0	21	22	87
1988	Gary Anderson	0	34	28	118
1989	Gary Anderson	0	28	21	91
1990	Gary Anderson	0	32	20	92
1991	Gary Anderson	0	31	23	100
1992	Gary Anderson	0	29	28	113
1993	Gary Anderson	0	32	28	116
1994	Gary Anderson	0	32	24	104
1995	Norm Johnson	0	39	34	141 ●
1996	Norm Johnson	0	37	23	106
1997	Norm Johnson	0	40	22	106
1998	Norm Johnson	0	21	26	99
1999	Kris Brown (Rookie)	0	30	25	105
2000	Kris Brown	0	32	25	107
2001	Kris Brown	0	34	30	124
2002	Hines Ward	12	0	0	78
2003	Jeff Reed	0	31	23	100
2004	Jeff Reed	0	40	28	124
2005	Jeff Reed	0	45	24	117
2006	Jeff Reed	0	41	20	101
2007	Jeff Reed	0	44	23	113
2008	Jeff Reed	0	36	27	117
2009	Jeff Reed	0	41	27	122
2010	Rashard Mendenhall	13	0	0	78
2011	Shaun Suisham	0	36	23	105
2012	Shaun Suisham	0	34	28	118
2013	Shaun Suisham	0	39	30	129
2014	Shaun Suisham	0	45	29	132
2015	Chris Boswell	0	26	29	113
2016	Chris Boswell	0	36	21	99
2017	Chris Boswell	0	37	35 ●	142 ●

● AFC Leader ● Team record ● NFL leader

Steelers Year-By-Year Leaders

Interceptions

Year	Player	No.	Yards	LG	TDs
1946	Bill Dudley	10 ●	242 ●	80t	1
1947	Tony Compagno	4	163	64t	2
	Walt Slater	4	38	38	0
1948	Tony Compagno	7	79	82t	1
1949	Howard Hartley	6	63	41	0
1950	Howard Hartley	5	84	38	0
1951	Howard Hartley	10	69	23	0
1952	Jack Butler	7	168	41	0
1953	Jack Butler	9	147	28	1
1954	Paul Cameron (Rookie)	7	118	32	0
1955	Richie McCabe (Rookie)	3	29	25	0
1956	Jack Butler	6	113	34	0
1957	Jack Butler	10	85	20	0
1958	Jack Butler	9	81	19	0
1959	Dean Derby	7	127	24	0
1960	Dick Moegle	6	49	31	0
1961	John Sample	8	141	42	1
1962	Clendon Thomas	7	48	15	0
1963	Clendon Thomas	8	122	32	0
1964	Brady Keys	2	11	11	0
	Dick Haley	2	11	8	0
	Willie Daniel	2	4	4	0
1965	Jim Bradshaw	5	117	82t	1
1966	Jim Bradshaw	4	82	28	1
	Marv Woodson	4	91	56t	1
	Brady Keys	4	0	0	0
1967	Marv Woodson	7	49	24	0
1968	Paul Martha	3	43	23	0
	Ray May	3	31	25t	1
	Marv Woodson	3	23	12	0
1969	Clendon Thomas	3	0	0	0
	Bob Hohn	5	64	24	0
	Paul Martha	5	37	15	0
1970	Lee Calland	7	38	21	0
1971	John Rowser	4	94	70t	1
1972	Jack Ham	7	83	32t	1
1973	Mike Wagner	8 ●	134	38	0
1974	Glen Edwards	5	153	59	1
	J.T. Thomas	5	22	14	0
	Jack Ham	5	13	10	0
1975	Mel Blount	11 ● ●	121	47	0
1976	Glen Edwards	6	95	55	0
	Mel Blount	6	75	28	0
1977	Mel Blount	6	65	37	0
1978	Tony Dungy	6	95	65	0
1979	Jack Lambert	6	29	23	0
1980	Donnie Shell	7	135	67	0
1981	Mel Blount	6	106	50t	1
	Jack Lambert	6	76	31	0
1982	Dwayne Woodruff	5 ●	53	30	0
	Donnie Shell	5 ●	27	18	0
1983	Rick Woods	5	53	31	0
	Donnie Shell	5	18	18	0
1984	Donnie Shell	7	71	52t	1
1985	Dwayne Woodruff	5	80	33	0
1986	Lupe Sanchez	3	71	67t	1
	Eric Williams	3	44	25	0
	Donnie Shell	3	29	17	0
	Rick Woods	3	26	23	0
	Harvey Clayton	3	18	14	0
	Bryan Hinkle	3	7	6	0

● Team record ● NFL leader ● Tied for NFL lead ● Tied for AFC lead

Steelers Year-By-Year Leaders

Interceptions (Continued)

Year	Player	No.	Yards	LG	TDs
1987	Dwayne Woodruff	5	91	33t	1
1988	Dwayne Woodruff	4	109	78t	1
	Rod Woodson	4	98	29	0
1989	Dwayne Woodruff	4	57	35	0
1990	Rod Woodson	5	67	34	0
1991	Thomas Everett	4	53	27	0
1992	Darren Perry (Rookie)	6	69	34	0
1993	Rod Woodson	8	138	63t	1
1994	Darren Perry	7	112	42	0
1995	Willie Williams	7 ●	122	63t	1
1996	Rod Woodson	6	121	43t	1
1997	Donnell Woolford	4	91	34	0
	Darren Perry	4	77	42	0
1998	Dewayne Washington	5	178	78t	2
1999	Scott Shields (Rookie)	4	75	25	0
	Dewayne Washington	4	1	1	0
2000	Dewayne Washington	5	59	31	0
	Chad Scott	5	49	33	0
2001	Chad Scott	5	204	62	2
2002	Joey Porter	4	153	84	0
	Brent Alexander	4	37	25	0
2003	Brent Alexander	4	63	34	0
2004	Troy Polamalu	5	58	26t	1
2005	Chris Hope	3	60	55	0
2006	Troy Polamalu	3	51	49	0
	Bryant McFadden	3	39	39	0
2007	Ike Taylor	3	56	51t	1
2008	Troy Polamalu	7	59	23	0
2009	Troy Polamalu	3	17	16	0
	Ryan Clark	3	0	0	0
2010	Troy Polamalu	7	101	45t	1
2011	Troy Polamalu	2	33	33	0
	Ike Taylor	2	29	29	0
	William Gay	2	12	12	0
2012	Lawrence Timmons	3	80	53t	1
2013	Ryan Clark	2	50	37	0
	Cortez Allen	2	43	40t	1
	Troy Polamalu	2	36	19t	1
	Lawrence Timmons	2	26	23	0
2014	William Gay	3	113	52t	3 ● ●
	Brice McCain	3	56	31	1
2015	Mike Mitchell	3	16	9	0
2016	Artie Burns	3	13	9	0
	Ryan Shazier	3	0	0	0
2017	Sean Davis	3	76	41	0
	Ryan Shazier	3	2	2	0

Steelers Year-By-Year Leaders

Quarterback Sacks

Year	Player	No.	Year	Player	No.
1972	Joe Greene	11.0	1996	Chad Brown	13.0
1973	L.C. Greenwood	8.5	1997	Carnell Lake	6.0
1974	Ernie Holmes	11.5	1998	Jason Gildon	11.0
1975	Ernie Holmes	8.5	1999	Jason Gildon	8.5
1976	Joe Greene	6.0	2000	Jason Gildon	13.5
1977	Steve Furness	8.5	2001	Jason Gildon	12.0
1978	L.C. Greenwood	9.0	2002	Jason Gildon	9.0
1979	L.C. Greenwood	7.0		Joey Porter	9.0
	Steve Furness	7.0	2003	Kimo von Oelhoffen	8.0
1980	L.C. Greenwood	5.0	2004	Aaron Smith	8.0
1981	Gary Dunn	8.0	2005	Joey Porter	10.5
1982	Tom Beasley	6.0	2006	Joey Porter	7.0
	Gary Dunn	6.0	2007	James Harrison	8.5
1983	Keith Willis	14.0	2008	James Harrison	16.0
1984	Mike Merriweather	15.0	2009	LaMarr Woodley	13.5
1985	Keith Willis	5.5	2010	James Harrison	10.5
1986	Keith Willis	12.0	2011	James Harrison	9.0
1987	Mike Merriweather	5.5		LaMarr Woodley	9.0
1988	Tim Johnson	4.0	2012	James Harrison	6.0
1989	Greg Lloyd	7.0		Lawrence Timmons	6.0
1990	Gerald Williams	6.0	2013	Jason Worilds	8.0
1991	Jerrold Williams	9.0	2014	Cameron Heyward	7.5
1992	Greg Lloyd	6.5		Jason Worilds	7.5
1993	Kevin Greene	12.5	2015	Cameron Heyward	7.0
1994	Kevin Greene	14.0	2016	James Harrison	5.0
1995	Kevin Greene	9.0	2017	Cameron Heyward	12.0

● Team record

Steelers 100/300-Yard Performances

300-Yard Passing Games by Steelers

Before 1970 NFL Merger

Date	Opponent	Score	Player	Yards	TDs
11-16-52	at Cleveland	[L 29-28]	Jim Finks	306	4
09-26-54	at Green Bay	[W 21-20]	Jim Finks	327	N/A
11-05-55	at Chicago Cards	[L 27-13]	Jim Finks	337	N/A
12-13-58	Chicago Cards	[W 38-21]	Bobby Layne	409	2
12-18-66	at Atlanta	[W 57-33]	Bill Nelsen	334	N/A

Since 1970 NFL Merger

Date	Opponent	Score	Player	Att.-Comp.-Yards	TDs	Int.
09-22-74	at Denver (ot)	[T 35-35]	Joe Gilliam	50-31-348	1	1
01-21-79***	vs. Dallas	[W 35-31]	Terry Bradshaw	30-17-318	4	1
11-04-79	Washington	[W 38-7]	Terry Bradshaw	27-15-311	4	1
11-25-79	Cleveland	[W 33-30]	Terry Bradshaw	44-30-364	1	1
12-02-79	Cincinnati	[W 37-17]	Terry Bradshaw	29-17-339	2	1
01-20-80***	vs. L.A. Rams	[W 31-19]	Terry Bradshaw	21-14-309	2	3
10-26-80	at Cleveland	[L 27-26]	Cliff Stoudt	37-18-310	0	1
09-06-81	Kansas City	[L 37-33]	Terry Bradshaw	36-21-319	2	2
01-09-83*	San Diego	[L 31-28]	Terry Bradshaw	39-28-335	2	2
01-06-85*	at Miami	[L 45-28]	Mark Malone	36-20-312	3	3
09-30-85	Cincinnati	[L 37-24]	Mark Malone	44-26-374	3	2
12-21-86	Kansas City	[L 24-19]	Mark Malone	43-22-351	0	1
09-25-88	at Buffalo	[L 36-28]	Bubby Brister	36-22-330	2	3
12-04-88	at Houston	[W 37-34]	Bubby Brister	36-17-311	3	0
10-14-90	at Denver	[W 34-17]	Bubby Brister	28-21-353	4	0
11-10-91	at Cincinnati (ot)	[W 33-27]	Neil O'Donnell	39-24-309	3	0
10-24-93	at Cleveland	[L 28-23]	Neil O'Donnell	39-25-355	0	1
11-20-94	Miami (ot)	[W 16-13]	Mike Tomczak	42-26-343	0	0
01-15-95**	San Diego	[L 17-13]	Neil O'Donnell	54-32-349	1	0
10-19-95	Cincinnati	[L 27-9]	Neil O'Donnell	52-30-359	0	1
11-05-95	at Chicago (ot)	[W 37-34]	Neil O'Donnell	52-34-341	2	2
11-19-95	at Cincinnati	[W 49-31]	Neil O'Donnell	31-24-377	3	0
12-24-95	at Green Bay	[L 24-19]	Neil O'Donnell	55-33-318	1	0
10-07-96	at Kansas City	[W 17-7]	Mike Tomczak	32-20-338	0	1
10-26-97	Jacksonville	[W 23-17]	Kordell Stewart	42-25-317	2	1
12-07-97	Denver	[W 35-24]	Kordell Stewart	29-18-303	3	1
12-16-01	at Baltimore	[W 26-21]	Kordell Stewart	31-20-333	2	0
11-10-02	Atlanta (ot)	[T 34-34]	Tommy Maddox	41-28-473	4	1
01-05-03*	Cleveland	[W 36-33]	Tommy Maddox	38-30-367	3	2
09-14-03	at Kansas City	[L 41-20]	Tommy Maddox	47-28-336	1	3
09-28-03	Tennessee	[L 30-13]	Tommy Maddox	47-31-332	0	2
11-17-03	at San Francisco	[L 30-14]	Tommy Maddox	44-25-327	1	1
11-30-03	Cincinnati	[L 24-20]	Tommy Maddox	42-28-313	1	1
12-18-04	at N.Y. Giants	[W 33-30]	Ben Roethlisberger	28-18-316	1	2
12-04-05	Cincinnati	[L 38-31]	Ben Roethlisberger	41-29-386	3	3
10-29-06	at Oakland	[L 20-13]	Ben Roethlisberger	37-25-301	1	4
11-05-06	Denver	[L 31-20]	Ben Roethlisberger	54-38-433	1	3
01-05-08*	Jacksonville	[L 31-29]	Ben Roethlisberger	42-29-337	2	3
10-05-08	at Jacksonville	[W 26-21]	Ben Roethlisberger	41-26-309	3	1
11-16-08	San Diego	[W 11-10]	Ben Roethlisberger	41-31-308	0	1
12-21-08	Tennessee	[L 31-14]	Ben Roethlisberger	39-25-329	2	2
09-10-09	Tennessee	[W 13-10]	Ben Roethlisberger	43-33-363	1	2
10-04-09	San Diego	[W 38-28]	Ben Roethlisberger	33-26-333	2	0
10-19-09	Cleveland	[W 27-14]	Ben Roethlisberger	35-23-417	2	1
11-22-09	at Kansas City	[L 27-24]	Ben Roethlisberger	42-32-398	3	2
12-20-09	Green Bay	[W 37-36]	Ben Roethlisberger	46-29-503	3	0
10-24-10	at Miami	[W 23-22]	Ben Roethlisberger	27-19-302	2	0
11-14-10	New England	[L 39-26]	Ben Roethlisberger	49-30-387	3	1
12-23-10	Carolina	[W 27-3]	Ben Roethlisberger	32-22-320	1	0
09-25-11	at Indianapolis	[W 23-20]	Ben Roethlisberger	37-25-364	1	1
10-23-11	at Arizona	[W 32-20]	Ben Roethlisberger	39-26-361	3	0
10-30-11	New England	[W 25-17]	Ben Roethlisberger	50-36-365	2	1

*AFC Playoff game **AFC Championship game ***Super Bowl

Steelers 100/300-Yard Performances

300-Yard Passing Games by Steelers (Continued)

Date	Opponent	Score	Player	Att.-Comp.-Yards	TDs	Int.
11-06-11	Baltimore	[L 23-20]	Ben Roethlisberger	37-20-330	1	1
12-19-11	at San Francisco	[L 20-3]	Ben Roethlisberger	44-25-330	0	3
09-23-12	at Oakland	[L 34-31]	Ben Roethlisberger	49-36-384	4	0
10-11-12	at Tennessee	[L 26-23]	Ben Roethlisberger	40-24-363	1	1
12-16-12	at Dallas (ot)	[L 27-24]	Ben Roethlisberger	40-24-339	2	1
09-22-13	Chicago	[L 40-23]	Ben Roethlisberger	41-26-406	2	2
09-29-13	at Minnesota	[L 34-27]	Ben Roethlisberger	51-36-383	1	1
11-03-13	at New England	[L 55-31]	Ben Roethlisberger	48-28-400	4	2
11-17-13	Detroit	[W 37-27]	Ben Roethlisberger	45-29-367	4	0
12-08-13	Miami	[L 34-28]	Ben Roethlisberger	39-23-349	3	0
09-07-14	Cleveland	[W 30-27]	Ben Roethlisberger	34-23-365	1	1
09-28-14	Tampa Bay	[L 27-24]	Ben Roethlisberger	40-29-314	3	0
10-26-14	Indianapolis	[W 51-34]	Ben Roethlisberger	49-40-522	6	0
11-02-14	Baltimore	[W 43-23]	Ben Roethlisberger	37-25-340	6	0
11-09-14	at N.Y. Jets	[L 20-13]	Ben Roethlisberger	43-30-343	1	2
11-30-14	New Orleans	[L 35-32]	Ben Roethlisberger	58-32-435	2	2
12-07-14	at Cincinnati	[W 42-21]	Ben Roethlisberger	39-25-350	3	0
12-14-14	at Atlanta	[W 27-20]	Ben Roethlisberger	35-27-360	0	0
12-28-14	Cincinnati	[W 27-17]	Ben Roethlisberger	38-24-317	2	1
9-10-15	at New England	[L 28-21]	Ben Roethlisberger	38-26-351	1	1
9-20-15	San Francisco	[W 43-18]	Ben Roethlisberger	27-21-369	3	0
11-8-15	Oakland	[W 38-35]	Ben Roethlisberger	44-24-334	2	1
11-15-15	Cleveland	[W 30-9]	Ben Roethlisberger	33-22-379	3	1
11-29-15	at Seattle	[L 39-30]	Ben Roethlisberger	55-36-456	1	2
12-6-15	Indianapolis	[W 45-10]	Ben Roethlisberger	39-24-364	4	0
12-20-15	Denver	[W 34-27]	Ben Roethlisberger	55-40-380	3	2
1-3-16	at Cleveland	[W 28-12]	Ben Roethlisberger	36-24-349	3	2
1-17-16*	at Denver	[L 23-16]	Ben Roethlisberger	37-24-339	0	0
9-12-16	at Washington	[W 38-16]	Ben Roethlisberger	37-27-300	3	1
10-2-16	vs. Kansas City	[W 43-14]	Ben Roethlisberger	27-22-300	5	0
10-9-16	vs. NY Jets	[W 31-13]	Ben Roethlisberger	47-34-380	4	0
11-13-16	vs. Dallas	[L 35-30]	Ben Roethlisberger	46-37-408	3	0
1-22-17*	at New England	[L 36-17]	Ben Roethlisberger	47-31-314	1	1
10-8-17	Jacksonville	[L 30-9]	Ben Roethlisberger	55-33-312	0	5
10-29-17	at Detroit	[W20-15]	Ben Roethlisberger	31-17-317	1	1
11-26-17	Green Bay	[W 31-28]	Ben Roethlisberger	45-33-351	4	2
12-10-17	Baltimore	[W39-38]	Ben Roethlisberger	66-44-506	2	0
1-14-17*	Jacksonville	[L45-42]	Ben Roethlisberger	58-37-469	5	1

Since 1970 NFL Merger

Total Games with Opponent 300-Yards Passing: 90 Wins: 47 Losses: 41 Ties: 2

Total Home Games with Opponent 300-Yards Passing: 49 Wins: 28 Losses: 20 Ties: 1

Total Away Games with Opponent 300-Yards Passing: 38 Wins: 17 Losses: 20 Ties: 1

Total Neutral Games with Opponent 300-Yards Passing: 3 Wins: 2 Losses: 1

● Game at Wembley Stadium (London) ● Team record *AFC Playoff game

Steelers 100/300-Yard Performances

300-Yard Passing Games by Steelers Opponents

Before 1970 NFL Merger

Date	Opponent	Score	Player	Att.-Comp.-Yards	TDs	Int.
09-28-69	at Philadelphia	[L 41-27]	Norm Snead	30-22-335	5	1

Since 1970 NFL Merger

Date	Opponent	Score	Player	Att.-Comp.-Yards	TDs	Int.
12-21-71	N.Y. Giants	[W 17-13]	Fran Tarkenton	41-27-302	1	2
11-02-75	at Cincinnati	[W 30-24]	Ken Anderson	42-19-331	3	3
09-12-76	at Oakland	[L 31-28]	Ken Stabler	38-21-342	3	4
12-10-77	at Cincinnati	[L 17-10]	Ken Anderson	33-15-303	1	1
11-05-78	New Orleans	[W 20-14]	Archie Manning	32-22-344	1	1
10-07-79	at Cleveland	[W 51-35]	Brian Sipe	41-22-365	5	3
11-25-79	Cleveland	[W 33-30]	Brian Sipe	38-23-333	3	1
10-26-80	at Cleveland	[L 27-26]	Brian Sipe	46-28-349	4	1
11-09-80	at Tampa Bay	[W 24-21]	Doug Williams	45-21-302	3	1
12-22-80	at San Diego	[L 26-17]	Dan Fouts	37-21-308	0	0
09-27-81	New England	[W 27-21]	Matt Cavanaugh	42-22-325	1	1
10-18-81	at Cincinnati	[L 34-7]	Ken Anderson	28-16-346	2	0
11-15-81	at Atlanta	[W 34-20]	Steve Bartkowski	50-33-416	2	2
12-20-81	at Houston	[L 21-20]	Gifford Nielsen	37-24-377	3	2
09-13-82	at Dallas	[W 36-28]	Danny White	36-25-347	4	2
09-19-82	Cincinnati	[W 26-20]	Ken Anderson	38-27-323	0	3
01-02-83	Cleveland	[W 37-21]	Paul McDonald	47-22-313	3	4
01-09-83*	San Diego	[L 31-28]	Dan Fouts	42-27-333	3	0
09-18-83	at Houston	[W 40-28]	Archie Manning	35-16-300	1	4
10-16-83	Cleveland	[W 44-17]	Brian Sipe	49-27-310	0	6
12-02-84	at Houston	[L 23-20]	Warren Moon	45-27-303	1	3
01-06-85	at Miami	[L 45-28]	Dan Marino	32-21-421	4	1
12-08-85	at San Diego	[L 54-44]	Dan Fouts	33-21-372	3	3
11-23-86	at Cleveland (ot)	[L 37-31]	Bernie Kosar	46-28-414	2	1
09-13-87	San Francisco	[W 30-17]	Joe Montana	49-34-316	2	3
10-25-87	Cincinnati	[W 23-20]	Boomer Esiason	32-20-303	2	2
11-01-87**	at Miami	[L 35-24]	Dan Marino	31-25-332	4	2
11-22-87	at Cincinnati	[W 30-16]	Boomer Esiason	53-30-409	0	3
12-13-87	at San Diego	[W 20-16]	Dan Fouts	52-29-334	1	1
09-11-88	at Washington	[L 30-29]	Doug Williams	52-30-430	2	1
11-06-88	at Cincinnati	[L 42-7]	Boomer Esiason	23-16-318	3	2
09-17-89	at Cincinnati	[L 41-10]	Boomer Esiason	27-16-328	2	0
10-29-89	Kansas City	[W 23-17]	Steve DeBerg	36-24-338	1	2
12-31-89*	at Houston (ot)	[W 26-23]	Warren Moon	48-29-315	2	0
09-08-91	at Buffalo	[L 52-34]	Jim Kelly	43-31-363	6	2
11-10-91	at Cincinnati (ot)	[W 33-27]	Boomer Esiason	43-32-361	1	1
11-17-91	Washington	[L 41-14]	Mark Rypien	28-21-325	2	0
11-24-91	Houston	[W 26-14]	Warren Moon	48-24-324	2	5
12-22-91	Cleveland	[W 17-10]	Warren Moon	49-28-335	1	3
09-06-92	at Houston	[W 29-24]	Warren Moon	45-29-330	2	5
11-15-92	Detroit	[W 17-14]	Erik Kramer	37-20-304	1	1
12-13-93	at Miami	[W 21-20]	Steve DeBerg	44-27-344	1	2
11-20-94	Miami	[L 16-14]	Dan Marino	45-31-312	1	1
12-16-95	New England	[L 41-27]	Drew Bledsoe	60-39-336	3	1
12-24-95	at Green Bay	[W 24-19]	Brett Favre	32-23-301	2	0
09-22-97	at Jacksonville	[L 30-21]	Mark Brunell	42-24-306	1	0
12-02-99	at Jacksonville	[L 20-6]	Mark Brunell	37-25-308	1	0
12-10-00	at N.Y. Giants	[L 30-10]	Kerry Collins	35-24-333	2	1
11-25-01	at Tennessee	[W 34-24]	Steve McNair	37-23-334	2	2
12-30-01	at Cincinnati	[L 26-23]	John Kitna	68-35-411	2	1
09-15-02	Oakland	[L 30-17]	Rich Gannon	64-43-403	1	2
10-21-02	Indianapolis	[W 28-10]	Peyton Manning	48-32-304	1	3
10-26-03	St. Louis	[L 33-21]	Marc Bulger	37-22-375	1	0
11-09-03	Arizona	[W 28-15]	Jeff Blake	43-23-307	2	0
09-12-04	Oakland	[W 24-21]	Rich Gannon	37-20-305	2	2
09-25-05	New England	[L 23-20]	Tom Brady	41-31-372	0	1

*AFC Playoff game **AFC Championship game

Steelers 100/300-Yard Performances

300-Yard Passing Games by Steelers Opponents (Continued)

Date	Opponent	Score	Player	Att.-Comp.-Yards	TDs	Int.
11-12-06	New Orleans	[W 38-31]	Drew Brees	47-31-398	1	0
12-09-07	at New England	[L 34-13]	Tom Brady	46-32-399	4	0
01-11-09*	San Diego	[W 35-24]	Philip Rivers	35-21-377	3	1
02-01-09***	vs. Arizona	[W 27-23]	Kurt Warner	43-31-377	3	1
10-25-09	Minnesota	[W 27-17]	Brett Favre	50-33-334	0	1
12-06-09	Oakland	[L 27-24]	Bruce Gradkowski	33-20-308	3	0
12-20-09	Green Bay	[W 37-36]	Aaron Rodgers	48-26-383	3	0
10-31-10	at New Orleans	[L 20-10]	Drew Brees	44-34-305	2	1
11-14-10	New England	[L 39-26]	Tom Brady	43-30-350	3	0
02-06-11***	vs. Green Bay	[L 31-25]	Aaron Rodgers	39-24-304	3	0
11-06-11	Baltimore	[L 23-20]	Joe Flacco	47-28-300	1	0
01-09-12*	at Denver (ot)	[L 29-23]	Tim Tebow	21-10-316	2	0
12-16-12	at Dallas (ot)	[L 27-24]	Tony Romo	42-30-341	2	0
11-03-13	at New England	[L 55-31]	Tom Brady	33-23-432	4	0
11-17-13	Detroit	[L 37-27]	Matthew Stafford	46-19-362	2	1
09-28-14	Tampa Bay	[L 27-24]	Mike Glennon	42-21-302	2	1
10-26-14	Indianapolis	[W 51-34]	Andrew Luck	45-26-400	3	2
11-02-14	Baltimore	[W 43-23]	Joe Flacco	45-30-303	2	1
12-07-14	at Cincinnati	[W 42-21]	Andy Dalton	29-21-302	2	0
12-14-14	at Atlanta	[W 27-20]	Matt Ryan	37-26-310	2	1
12-21-14	Kansas City	[W 20-12]	Alex Smith	45-31-311	0	0
9-20-15	San Francisco	[W 43-18]	Colin Kaepernick	46-33-335	2	0
10-12-15	at San Diego	[W 24-20]	Philip Rivers	48-35-365	2	1
10-18-15	Arizona	[W 25-13]	Carson Palmer	45-29-421	1	2
11-8-15	Oakland	[W 38-35]	Derek Carr	44-24-301	4	1
11-15-15	Cleveland	[W 30-9]	Johnny Manziel	45-33-372	1	1
11-29-15	at Seattle	[L 39-30]	Russell Wilson	30-21-345	5	0
9-12-16	at Washington	[W 38-16]	Kirk Cousins	43-30-329	0	2
9-18-16	Cincinnati	[W 24-16]	Andy Dalton	54-31-366	1	0
9-25-16	at Philadelphia	[L 34-3]	Carson Wentz	31-23-301	2	0
11-13-16	Dallas	[L 35-30]	Dak Prescott	32-22-319	2	0
1-22-17*	at New England	[L 36-17]	Tom Brady	42-32-384	3	0
10-29-17	at Detroit	[W 20-15]	Matthew Stafford	45-27-432	0	0
11-16-17	Tennessee	[W 40-17]	Marcus Mariota	33-22-306	1	4
12-31-17	Cleveland	[W 28-24]	DeShone Kizer	30-16-314	2	1

Since 1970 NFL Merger

Total Games with Opponent 300-Yards Passing: 90 Wins: 50 Losses: 40

Total Home Games with Opponent 300-Yards Passing: 43 Wins: 29 Losses: 14

Total Away Games with Opponent 300-Yards Passing: 46 Wins: 19 Losses: 27

Total Neutral Games with Opponent 300-Yards Passing: 2 Wins: 1 Losses: 1

*AFC Playoff game ***Super Bowl

Steelers 100/300-Yard Performances

100-Yard Rushing Games by Steelers

Before 1970 NFL Merger

Date	Opponent	Score	Player	Att./Yards	TDs
11-20-38	at Philadelphia	[L 14-7]	Whizzer White	11-133	1
09-13-42	Philadelphia	[L 24-14]	Bill Dudley	13-107	1
11-01-42	at N.Y. Giants	[W 17-9]	Bill Dudley	24-135	1
11-22-42	Chicago Cardinals	[W 19-3]	Dick Riffe	14-104	1
10-13-46	Boston	[W 16-7]	Bill Dudley	16-112	0
10-20-46	at Green Bay	[L 17-7]	Bill Dudley	17-133	1
09-26-48	at Washington	[L 17-14]	Johnny Clement	19-127	1
12-05-48	N.Y. Giants	[W 38-28]	George Papach	17-148	0
10-23-49	N.Y. Bulldogs	[W 24-13]	Jerry Nuzum	16-117	2
		[W 24-13]	George Papach	15-113	0
11-20-49	at Green Bay	[W 30-7]	Jerry Nuzum	20-168	1
10-07-50	Cleveland	[L 30-17]	Joe Geri	23-145	0
11-05-50	at Philadelphia	[W 9-7]	Joe Geri	25-113	0
11-23-50	at Chicago Cardinals	[W 28-17]	Joe Geri	24-105	2
10-24-53	Green Bay	[W 31-14]	Fran Rogel	19-168	0
11-28-54	Chicago Cardinals	[W 20-17]	Fran Rogel	22-102	0
11-18-56	Chicago Cardinals	[W 14-7]	Lou Baldacci	16-110	0
		[W 14-7]	Fran Rogel	18-112	1
11-30-58	Chicago Bears	[W 24-10]	Tom Tracy	17-156	2
12-13-58	Chicago Cardinals	[W 38-21]	Tank Younger	13-106	0
11-29-59	Philadelphia	[W 31-0]	Tom Tracy	23-122	0
12-06-59	at Chicago Bears	[L 27-21]	Tom Tracy	14-109	1
11-27-60	Washington	[W 22-10]	John Henry Johnson	18-109	0
12-11-60	Philadelphia	[W 27-21]	John Henry Johnson	19-182	1
10-29-61	San Francisco	[W 20-10]	John Henry Johnson	15-103	1
11-05-61	at Cleveland	[W 17-13]	John Henry Johnson	22-105	0
09-30-62	N.Y. Giants	[L 31-27]	John Henry Johnson	20-113	1
10-06-62	Philadelphia	[W 13-7]	John Henry Johnson	22-128	0
10-14-62	at N.Y. Giants	[W 20-17]	John Henry Johnson	22-123	0
11-11-62	at St. Louis	[W 26-17]	John Henry Johnson	25-138	1
09-22-63	N.Y. Giants	[W 31-0]	John Henry Johnson	24-123	1
11-10-63	Cleveland	[W 9-7]	John Henry Johnson	27-131	0
11-17-63	at Washington	[W 34-28]	John Henry Johnson	34-105	2
12-08-63	at Dallas	[W 24-19]	Theron Sapp	20-119	1
12-15-63	at N.Y. Giants	[L 33-17]	John Henry Johnson	14-104	0
10-10-64	at Cleveland	[W 23-7]	John Henry Johnson	30-200	3
10-25-64	Philadelphia	[L 34-10]	Clarence Peaks	11-101	1
11-01-64	Cleveland	[L 30-17]	John Henry Johnson	16-100	1
11-22-64	at N.Y. Giants	[W 44-17]	John Henry Johnson	23-106	2
10-09-65	at Cleveland	[L 24-19]	Dick Hoak	15-107	2
09-17-67	Chicago	[W 41-13]	Willie Asbury	12-107	2
10-29-67	at New Orleans	[W 14-10]	Don Shy	10-108	1
10-13-68	at Washington	[L 16-13]	Dick Hoak	12-115	0
10-20-68	New Orleans	[L 16-12]	Dick Hoak	16-166	1
11-17-68	Cleveland	[L 45-24]	Earl Gros	13-109	0
12-08-68	at Dallas	[L 28-7]	Dick Hoak	17-114	0

Since 1970 NFL Merger

Date	Opponent	Score	Player	Att./Yards	TDs
11-22-70	at Cincinnati	[L 34-7]	John Fuqua	17-119	1
12-20-70	at Philadelphia	[L 30-20]	John Fuqua	20-218	2
09-19-71	at Chicago	[L 17-15]	John Fuqua	17-114	0
10-24-71	Houston	[W 23-16]	John Fuqua	16-113	1
11-07-71	Cleveland	[W 26-9]	John Fuqua	30-131	0
10-15-72	Houston	[W 24-7]	Franco Harris	19-115	1
10-22-72	New England	[W 33-3]	John Fuqua	17-111	0
10-29-72	at Buffalo	[W 38-21]	Franco Harris	15-138	2
11-05-72	Cincinnati	[W 40-17]	Franco Harris	15-101	1
11-12-72	Kansas City	[W 16-7]	Franco Harris	17-134	1
11-19-72	at Cleveland	[L 26-24]	Franco Harris	12-136	1
11-26-72	Minnesota	[W 23-10]	Franco Harris	17-128	1

Steelers 100/300-Yard Performances

100-Yard Rushing Games by Steelers (Continued)

Date	Opponent	Score	Player	Att./Yards	TDs
12-03-72	Cleveland	[W 30-0]	Franco Harris	20-102	2
09-16-73	Detroit	[W 24-10]	John Fuqua	26-100	0
10-21-73	N.Y. Jets	[W 26-14]	Franco Harris	25-102	1
12-03-73	at Miami	[L 30-26]	Franco Harris	15-105	1
10-06-74	at Houston	[W 13-7]	Preston Pearson	15-117	1
10-28-74	Atlanta	[W 24-17]	Franco Harris	28-141	1
11-17-74	at Cleveland	[W 26-16]	Franco Harris	23-156	0
11-25-74	at New Orleans	[W 28-7]	Franco Harris	19-114	0
12-08-74	at New England	[W 21-17]	Franco Harris	29-136	1
12-29-74 **	at Oakland	[W 24-13]	Franco Harris	29-111	2
01-12-75***	at Minnesota	[W 16-6]	Franco Harris	34-158	1
10-26-75	at Green Bay	[W 16-13]	Rocky Bleier	35-163	0
11-02-75	at Cincinnati	[W 30-24]	Franco Harris	27-157	0
11-16-75	Kansas City	[W 28-3]	Franco Harris	17-119	0
11-24-75	at Houston	[W 32-9]	Franco Harris	21-149	2
12-07-75	Cleveland	[W 31-17]	Franco Harris	25-103	2
12-13-75	Cincinnati	[W 35-14]	Franco Harris	20-118	2
12-20-75	at L.A. Rams	[L 10-3]	Franco Harris	21-126	0
12-27-75 *	Baltimore	[W 28-10]	Franco Harris	27-153	1
09-19-76	Cleveland	[W 31-14]	Franco Harris	25-118	1
10-17-76	Cincinnati	[W 23-6]	Franco Harris	41-143	2
10-24-76	at N.Y. Giants	[W 27-0]	Franco Harris	27-106	2
10-31-76	San Diego	[W 23-0]	Reggie Harrison	13-108	0
11-07-76	at Kansas City	[W 45-0]	Franco Harris	23-117	2
11-07-76	at Kansas City	[W 45-0]	Rocky Bleier	15-102	0
11-14-76	Miami	[W 14-3]	Franco Harris	22-110	1
		[W 14-3]	Rocky Bleier	20-110	0
12-05-76	Tampa Bay	[W 42-0]	Rocky Bleier	29-118	3
12-11-76	at Houston	[W 21-0]	Franco Harris	23-104	1
12-11-76	at Houston	[W 21-0]	Rocky Bleier	22-107	0
12-19-76 *	at Baltimore	[W 40-14]	Franco Harris	18-132	0
09-19-77	San Francisco	[W 27-0]	Franco Harris	27-100	2
11-20-77	Dallas	[W 28-13]	Franco Harris	29-179	2
12-04-77	Seattle	[W 30-20]	Franco Harris	23-103	0
10-08-78	Atlanta	[W 31-7]	Franco Harris	20-104	0
12-03-78	at Houston	[W 13-3]	Franco Harris	27-102	0
12-30-78 *	Denver	[W 33-10]	Franco Harris	24-105	2
09-23-79	Baltimore	[W 17-13]	Sidney Thornton	13-129	0
10-07-79	at Cleveland	[W 51-35]	Franco Harris	19-153	2
10-22-79	Denver	[W 42-7]	Franco Harris	17-121	2
10-28-79	Dallas	[W 14-3]	Franco Harris	18-102	2
11-25-79	Cleveland	[W 33-30]	Franco Harris	32-151	2
12-16-79	Buffalo	[W 28-0]	Franco Harris	21-100	2
10-05-80	at Minnesota	[W 23-17]	Franco Harris	22-102	1
11-30-80	Miami	[W 23-10]	Franco Harris	28-116	1
09-20-81	N.Y. Jets	[W 38-10]	Russell Davis	13-100	1
11-01-81	San Francisco	[L 17-14]	Franco Harris	17-104	0
11-29-81	L.A. Rams	[W 24-0]	Franco Harris	18-114	1
09-13-82	at Dallas	[W 36-28]	Franco Harris	24-103	0
12-26-82	New England	[W 37-14]	Franco Harris	23-101	0
01-02-83	Cleveland	[W 37-21]	Franco Harris	23-120	1
09-11-83	at Green Bay	[W 25-21]	Franco Harris	22-118	1
09-18-83	at Houston	[W 40-28]	Franco Harris	26-115	1
09-25-83	New England	[L 28-23]	Franco Harris	25-106	0
10-23-83	at Seattle	[W 27-21]	Franco Harris	31-132	1
12-10-83	at N.Y. Jets	[W 34-7]	Franco Harris	26-103	0
10-14-84	at San Francisco	[W 20-17]	Frank Pollard	24-105	0
10-28-84	Atlanta	[W 35-10]	Frank Pollard	14-111	1
11-25-84	San Diego	[W 52-24]	Walter Abercrombie	19-109	0
12-16-84	at L.A. Raiders	[W 13-7]	Walter Abercrombie	28-111	0
11-17-85	at Houston	[W 30-7]	Frank Pollard	23-123	1
		[W 30-7]	Walter Abercrombie	23-107	1

*AFC Playoff game **AFC Championship game ***Super Bowl

Steelers 100/300-Yard Performances

100-Yard Rushing Games by Steelers (Continued)

Date	Opponent	Score	Player	Att./Yards	TDs
10-26-86	Cincinnati	[W 30-9]	Earnest Jackson	21-132	1
		[W 30-9]	Walter Abercrombie	22-109	0
12-07-86	Detroit	[W 27-17]	Earnest Jackson	28-147	1
12-13-86	at N.Y. Jets	[W 45-24]	Earnest Jackson	23-101	0
09-13-87	San Francisco	[W 30-17]	Earnest Jackson	25-103	0
10-04-87	at Atlanta	[W 28-12]	Earnest Jackson	29-104	1
10-18-87	Indianapolis	[W 21-7]	Earnest Jackson	24-134	0
11-08-87	at Kansas City	[W 17-16]	Earnest Jackson	23-125	0
12-06-87	Seattle	[W 13-9]	Frank Pollard	22-106	1
10-23-88	Denver	[W 39-21]	Rodney Carter	11-105	1
11-13-88	Philadelphia	[L 27-26]	Merril Hoge	21-102	0
12-18-88	Miami	[W 40-24]	Warren Williams	16-117	0
12-03-89	Houston	[L 23-16]	Tim Worley	18-103	0
12-17-89	New England	[W 28-10]	Tim Worley	19-104	1
12-31-89 *	at Houston	[W 26-23]	Merril Hoge	17-100	1
01-07-90 *	at Denver	[L 24-23]	Merril Hoge	16-120	1
12-09-90	New England	[W 24-3]	Merril Hoge	19-117	2
12-23-90	Cleveland	[W 35-0]	Barry Foster	16-100	0
09-08-91	at Buffalo	[L 52-34]	Barry Foster	9-121	1
09-06-92	at Houston	[W 29-24]	Barry Foster	26-107	1
09-13-92	N.Y. Jets	[W 27-10]	Barry Foster	33-190	2
09-27-92	at Green Bay	[L 17-3]	Barry Foster	12-117	0
10-19-92	Cincinnati	[W 20-0]	Barry Foster	24-108	0
10-25-92	at Kansas City	[W 27-3]	Barry Foster	24-105	1
11-01-92	Houston	[W 21-20]	Barry Foster	31-118	1
11-15-92	Detroit	[W 17-14]	Barry Foster	25-106	0
11-22-92	Indianapolis	[W 30-14]	Barry Foster	28-168	2
11-29-92	at Cincinnati	[W 21-9]	Barry Foster	25-102	2
12-06-92	Seattle	[W 20-14]	Barry Foster	33-125	1
12-20-92	Minnesota	[L 6-3]	Barry Foster	24-118	0
12-27-92	Cleveland	[W 23-13]	Barry Foster	26-103	1
01-09-93 *	Buffalo	[L 24-3]	Barry Foster	20-104	0
09-19-93	Cincinnati	[W 34-7]	Barry Foster	23-103	0
10-10-93	San Diego	[W 16-3]	Barry Foster	23-110	0
10-17-93	New Orleans	[W 37-14]	Leroy Thompson	16-101	0
11-07-93	at Cincinnati	[W 24-16]	Barry Foster	25-120	1
11-15-93	Buffalo	[W 23-0]	Leroy Thompson	30-108	1
09-18-94	Indianapolis	[W 31-21]	Barry Foster	31-179	1
10-03-94	Houston	[W 30-14]	Barry Foster	21-115	1
10-23-94	at N.Y. Giants	[W 10-6]	Bam Morris	29-146	1
12-04-94	at Cincinnati	[W 38-15]	Bam Morris	24-108	2
12-18-94	Cleveland	[W 17-7]	Barry Foster	32-106	1
01-07-95 *	Cleveland	[W 29-9]	Barry Foster	24-133	0
11-13-95	Cleveland	[W 20-3]	Eric Pegram	26-112	0
11-19-95	at Cincinnati	[W 49-31]	Bam Morris	16-101	3
12-03-95	Houston	[W 21-7]	Bam Morris	18-102	1
12-10-95	at Oakland	[W 29-10]	Eric Pegram	26-122	0
01-06-96 *	Buffalo	[W 40-21]	Bam Morris	25-106	2
09-08-96	Baltimore	[W 31-17]	Jerome Bettis	21-116	1
09-16-96	Buffalo	[W 24-6]	Jerome Bettis	20-133	2
09-29-96	Houston	[W 30-16]	Jerome Bettis	29-115	0
10-07-96	at Kansas City	[W 17-7]	Jerome Bettis	27-103	1
10-13-96	Cincinnati	[W 20-10]	Jerome Bettis	28-109	0
10-27-96	at Atlanta	[W 20-17]	Jerome Bettis	26-126	1
11-03-96	St. Louis	[W 42-6]	Jerome Bettis	19-129	2
11-10-96	at Cincinnati	[L 34-24]	Jerome Bettis	21-111	2
11-25-96	at Miami	[W 24-17]	Jerome Bettis	27-119	0
12-01-96	at Baltimore	[L 31-17]	Jerome Bettis	24-105	0
12-15-96	San Francisco	[L 25-15]	Eric Pegram	20-103	0
12-22-96	at Carolina	[L 18-14]	Kordell Stewart	7-102	1
12-29-96 *	Indianapolis	[W 42-14]	Jerome Bettis	25-102	2
09-07-97	Washington	[W 14-13]	Jerome Bettis	27-134	1

*AFC Playoff game

Steelers 100/300-Yard Performances

100-Yard Rushing Games by Steelers (Continued)

Date	Opponent	Score	Player	Att./Yards	TDs
09-22-97	at Jacksonville	[L 30-21]	Jerome Bettis	21-114	0
10-05-97	at Baltimore	[W 42-34]	Jerome Bettis	28-137	0
10-12-97	Indianapolis	[W 24-22]	Jerome Bettis	30-164	1
10-19-97	at Cincinnati	[W 26-10]	Jerome Bettis	34-135	1
11-03-97	at Kansas City	[L 13-10]	Jerome Bettis	17-103	0
11-09-97	Baltimore	[W 37-0]	Jerome Bettis	24-114	1
11-16-97	Cincinnati	[W 20-3]	Jerome Bettis	25-101	0
11-30-97	at Arizona	[W 26-20]	Jerome Bettis	36-142	3
12-07-97	Denver	[W 35-24]	Jerome Bettis	24-125	0
01-11-98**	Denver	[L 24-21]	Jerome Bettis	23-105	1
09-13-98	Chicago	[W 17-12]	Jerome Bettis	21-131	1
09-27-98	Seattle	[W 13-10]	Jerome Bettis	28-138	0
10-11-98	at Cincinnati	[L 25-20]	Kordell Stewart	7-103	0
10-26-98	at Kansas City	[W 20-13]	Jerome Bettis	33-119	0
11-09-98	Green Bay	[W 27-20]	Jerome Bettis	34-100	0
12-20-98	Cincinnati	[L 25-24]	Jerome Bettis	21-104	1
12-28-98	at Jacksonville	[L 21-3]	Jerome Bettis	26-139	0
10-17-99	at Cincinnati	[W 17-3]	Jerome Bettis	26-111	2
12-26-99	Carolina	[W 30-20]	Jerome Bettis	33-137	1
09-17-00	at Cleveland	[L 23-20]	Jerome Bettis	24-133	1
10-08-00	at N.Y. Jets	[W 20-3]	Jerome Bettis	25-107	1
10-15-00	Cincinnati	[W 15-0]	Jerome Bettis	29-101	0
10-22-00	Cleveland	[W 22-0]	Jerome Bettis	33-105	1
11-12-00	Philadelphia	[L 26-23]	Jerome Bettis	30-134	1
12-03-00	Oakland	[W 21-20]	Jerome Bettis	24-128	0
12-16-00	Washington	[W 24-3]	Jerome Bettis	25-104	0
09-30-01	at Buffalo	[W 20-3]	Jerome Bettis	22-114	0
10-07-01	Cincinnati	[W 16-7]	Jerome Bettis	23-153	0
10-14-01	at Kansas City	[W 20-17]	Jerome Bettis	19-112	0
10-21-01	at Tampa Bay	[W 17-10]	Jerome Bettis	17-143	1
11-11-01	at Cleveland	[W 15-12]	Jerome Bettis	29-163	0
12-23-01	Detroit	[W 47-14]	Chris Fuamatu-Ma'afala	26-126	0
10-13-02	at Cincinnati	[W 34-7]	Jerome Bettis	21-109	2
11-03-02	at Cleveland	[W 23-20]	Amos Zereoue	29-111	0
11-10-02	Atlanta	[T 34-34]	Amos Zereoue	37-123	0
12-29-02	Baltimore	[W 34-31]	Amos Zereoue	26-104	2
12-07-03	Oakland	[W 27-7]	Jerome Bettis	27-106	1
12-21-03	San Diego	[W 40-24]	Jerome Bettis	32-115	1
09-26-04	at Miami	[W 13-3]	Duce Staley	22-101	0
10-03-04	Cincinnati	[W 28-17]	Duce Staley	25-123	0
10-10-04	Cleveland	[W 34-23]	Duce Staley	21-117	1
10-31-04	New England	[W 34-20]	Duce Staley	25-125	0
11-07-04	Philadelphia	[W 27-3]	Jerome Bettis	33-149	0
11-14-04	at Cleveland	[W 24-10]	Jerome Bettis	29-103	2
11-21-04	at Cincinnati	[W 19-14]	Jerome Bettis	29-129	0
11-28-04	Washington	[W 16-7]	Jerome Bettis	31-100	1
12-18-04	at N.Y. Giants	[W 33-30]	Jerome Bettis	36-140	1
12-26-04	Baltimore	[W 20-7]	Jerome Bettis	27-117	0
01-02-05	at Buffalo	[W 29-24]	Willie Parker	19-102	0
01-15-05*	N.Y. Jets	[W 20-17]	Jerome Bettis	27-101	1
09-11-05	Tennessee	[W 34-7]	Willie Parker	22-161	1
09-18-05	at Houston	[W 27-7]	Willie Parker	25-111	1
10-23-05	at Cincinnati	[W 27-13]	Willie Parker	18-131	1
12-11-05	Chicago	[W 21-9]	Jerome Bettis	17-101	2
12-24-05	at Cleveland	[W 41-0]	Willie Parker	17-130	1
01-01-06	Detroit	[W 35-21]	Willie Parker	26-135	0
09-07-06	Miami	[W 28-17]	Willie Parker	29-115	0
09-24-06	Cincinnati	[L 28-20]	Willie Parker	31-133	2
10-15-06	Kansas City	[W 45-7]	Willie Parker	21-109	2
11-12-06	New Orleans	[W 38-31]	Willie Parker	22-213	2
12-07-06	Cleveland	[W 27-7]	Willie Parker	32-223	1

*AFC Playoff game **AFC Championship game

Steelers 100/300-Yard Performances

100-Yard Rushing Games by Steelers (Continued)

Date	Opponent	Score	Player	Att./Yards	TDs
12-17-06	at Carolina	[W 37-3]	Willie Parker	23-132	1
12-31-06	at Cincinnati	[W 23-17]	Willie Parker	37-134	2
09-09-07	at Cleveland	[W 34-7]	Willie Parker	27-109	0
09-16-07	Buffalo	[W 26-3]	Willie Parker	23-126	1
09-23-07	San Francisco	[W 37-16]	Willie Parker	24-133	0
10-07-07	Seattle	[W 21-0]	Willie Parker	28-102	0
10-28-07	at Cincinnati	[W 24-13]	Willie Parker	22-126	1
11-11-07	Cleveland	[W 31-28]	Willie Parker	25-105	0
12-09-07	at New England	[L 34-13]	Willie Parker	21-124	0
12-16-07	Jacksonville	[L 29-22]	Willie Parker	14-100	0
12-20-07	at St. Louis	[W 41-24]	Najeh Davenport	24-123	1
09-07-08	Houston	[W 38-17]	Willie Parker	25-138	3
09-14-08	at Cleveland	[W 10-6]	Willie Parker	28-105	0
10-19-08	at Cincinnati	[W 38-10]	Mewelde Moore	20-120	2
11-16-08	San Diego	[W 11-10]	Willie Parker	25-115	0
12-28-08	Cleveland	[W 31-0]	Willie Parker	23-116	1
01-11-09*	San Diego	[W 35-24]	Willie Parker	27-146	2
10-04-09	San Diego	[W 38-28]	Rashard Mendenhall	29-165	2
11-09-09	at Denver	[W 28-10]	Rashard Mendenhall	22-155	0
12-06-09	Oakland	[L 27-24]	Rashard Mendenhall	20-103	1
09-12-10	Atlanta	[W 15-9]	Rashard Mendenhall	22-120	1
09-26-10	at Tampa Bay	[W 38-13]	Rashard Mendenhall	19-143	1
11-28-10	at Buffalo	[W 19-16]	Rashard Mendenhall	36-151	1
01-23-11*	N.Y. Jets	[W 24-19]	Rashard Mendenhall	27-121	1
10-09-11	Tennessee	[W 38-17]	Jonathan Dwyer	11-107	0
10-16-11	Jacksonville	[W 17-13]	Rashard Mendenhall	23-146	1
12-24-11	St. Louis	[W 27-0]	Rashard Mendenhall	18-116	1
01-08-12*	at Denver	[L 29-23]	Isaac Redman	17-121	0
10-21-12	at Cincinnati	[W 24-17]	Jonathan Dwyer	17-122	0
10-28-12	Washington	[W 27-12]	Jonathan Dwyer	17-107	0
11-04-12	at N.Y. Giants	[W 24-20]	Isaac Redman	26-147	1
12-22-13	at Green Bay	[W 38-31]	Le'Veon Bell	26-124	1
09-07-14	Cleveland	[W 30-27]	Le'Veon Bell	21-109	1
09-21-14	at Carolina	[W 37-19]	Le'Veon Bell	21-147	0
			LeGarrette Blount	10-118	1
11-17-14	at Tennessee	[W 27-24]	Le'Veon Bell	33-204	1
12-07-14	at Cincinnati	[W 42-21]	Le'Veon Bell	26-185	2
09/10/15	at New England	[L 28-21]	DeAngelo Williams	21-127	0
10/01/15	Baltimore	[L 23-20 OT]	Le'Veon Bell	22-129	1
10/12/15	at San Diego	[W 24-20]	Le'Veon Bell	21-111	1
10/25/15	at Kansas City	[L 23-13]	Le'Veon Bell	17-121	0
11/08/15	Oakland	[W 38-35]	DeAngelo Williams	27-170	2
12/06/15	Indianapolis	[W 45-10]	DeAngelo Williams	26-134	0
12/27/15	at Baltimore	[L 20-17]	DeAngelo Williams	17-100	2
9-12-16	at Washington	[W 38-16]	DeAngelo Williams	26-143	2
10-2-16	Kansas City	[W 43-14]	Le'Veon Bell	18-144	0
11-20-16	at Cleveland	[W 24-9]	Le'Veon Bell	28-146	1
11-24-16	at Indianapolis	[W 28-7]	Le'Veon Bell	23-120	1
12-4-16	NY Giants	[W 24-14]	Le'Veon Bell	29-118	0
12-11-16	at Buffalo	[W 27-20]	Le'Veon Bell	33-236	3
12-25-16	Baltimore	[W 31-27]	Le'Veon Bell	20-122	1
1-8-17*	Miami	[W 30-12]	Le'Veon Bell	29-167	2
1-15-17*	at Kansas City	[W 18-16]	Le'Veon Bell	30-170	0
10-1-17	at Baltimore	[W 26-9]	Le'Veon Bell	35-144	2
10-15-17	at Kansas City	[W19-13]	Le'Veon Bell	32-179	1
10-22-17	Cincinnati	[W29-14]	Le'Veon Bell	35-134	0
12-17-17	New England	[L 27-24]	Le'Veon Bell	24-117	0

Since 1970 NFL Merger

Total number of 100-yard rushers: 300 Total Away games: 125 Wins: 95 Losses: 30

Total games: 292 Wins: 239 Losses: 56 Ties: 1 Total Neutral games: 1 Wins: 1 Losses: 0

Total Home games: 106 Wins: 143 Losses: 22 Ties: 1

*AFC Playoff game

Steelers 100/300-Yard Performances

100-Yard Rushing Games by Steelers Opponent

Before 1970 NFL Merger

Date	Opponent	Score	Player	Att./Yards	TDs
11-27-49	at Philadelphia	[L 34-17]	Steve Van Buren	27-205	0
12-18-60	at St. Louis	[L 38-7]	John David Crow	24-203	0
11-09-69	at Chicago	[L 38-7]	Gale Sayers	27-109	0
11-30-69	at St. Louis	[L 47-10]	Cleophus Edwards	13-128	0

Since 1970 NFL Merger

Date	Opponent	Score	Player	Att./Yards	TDs
10-25-70	at Oakland	[L 31-14]	Hewritt Dixon	19-106	0
11-22-70	at Cincinnati	[L 34-7]	Paul Robinson	18-119	1
11-07-71	Cleveland	[W 26-9]	Leroy Kelly	22-102	1
10-08-72	at Dallas	[L 17-13]	Calvin Hill	23-108	1
10-29-72	at Buffalo	[W 38-21]	O.J. Simpson	22-189	1
11-19-72	at Cleveland	[L 26-24]	Leroy Kelly	21-107	0
10-14-73	at Cincinnati	[L 19-7]	Boobie Clark	28-112	1
09-22-74	at Denver (ot)	[T 35-35]	Otis Armstrong	19-131	0
09-28-75	Buffalo	[L 30-21]	O.J. Simpson	23-227	1
10-19-75	Chicago	[W 34-3]	Mike Adamle	17-110	0
10-04-76	at Minnesota	[L 17-6]	Chuck Foreman	27-148	2
10-23-77	Houston	[W 27-10]	Ronnie Coleman	26-114	0
11-13-77	Cleveland	[W 35-31]	Greg Pruitt	19-108	0
11-27-77	at N.Y. Jets	[W 23-20]	Scott Dierking	23-107	0
11-12-78	at L.A. Rams	[L 10-7]	John Capeletti	20-106	0
12-10-79	at Houston	[L 20-17]	Earl Campbell	33-109	0
11-23-80	at Buffalo	[L 28-13]	Joe Cribbs	24-110	0
12-22-80	at San Diego	[L 26-17]	Chuck Muncie	26-114	1
12-07-81	at Oakland	[L 30-27]	Kenny King	11-102	0
12-12-82	at Buffalo	[L 13-0]	Joe Cribbs	30-143	0
01-09-83 *	San Diego	[L 31-28]	Chuck Muncie	25-126	0
10-16-83	Cleveland	[W 44-17]	Boyce Green	28-137	2
10-30-83	Tampa Bay	[W 17-12]	James Wilder	42-126	0
11-24-83	at Detroit	[L 45-3]	Billy Sims	26-106	2
12-04-83	Cincinnati	[L 23-10]	Pete Johnson	38-126	2
01-01-84 *	at L.A. Raiders	[L 38-10]	Marcus Allen	13-121	2
12-09-84	Cleveland	[W 23-20]	Earnest Byner	15-103	0
09-30-85	Cincinnati	[L 37-24]	James Brooks	18-133	2
10-13-85	at Dallas	[L 27-13]	Tony Dorsett	21-113	1
12-15-85	Buffalo	[W 30-24]	Greg Bell	19-123	1
12-21-85	at N.Y. Giants	[L 28-10]	Joe Morris	36-202	3
09-07-86	at Seattle	[L 30-0]	Curt Warner	21-114	0
11-09-86	at Buffalo	[L 16-12]	Robb Riddick	25-108	1
11-23-86	at Cleveland (ot)	[L 37-31]	Kevin Mack	24-106	1
12-13-86	at N.Y. Jets	[W 45-24]	Freeman McNeil	23-137	0
10-11-87	at L.A. Rams	[L 31-21]	Charles White	33-166	1
11-01-87	at Miami	[L 35-24]	Troy Stradford	19-110	1
11-15-87	Houston	[L 23-3]	Mike Rozier	29-112	0
11-06-88	at Cincinnati	[L 42-7]	Icey Woods	10-110	3
12-11-88	at San Diego	[L 20-14]	Gary Anderson	26-170	0
09-17-89	at Cincinnati	[L 41-10]	James Brooks	20-113	1
10-08-89	Cincinnati	[L 26-16]	James Brooks	17-127	2
10-29-89	Kansas City	[W 23-17]	Christian Okoye	23-101	0
11-05-89	at Denver	[L 34-7]	Bobby Humphrey	25-105	2
12-03-89	Houston	[L 23-16]	Lorenzo White	23-115	1
11-18-90	at Cincinnati	[L 27-3]	James Brooks	20-105	0
09-08-91	at Buffalo	[L 52-34]	Thurman Thomas	15-107	0
11-03-91	at Denver	[L 20-13]	Greg Lewis	19-111	1
11-28-91	at Dallas	[L 20-10]	Emmitt Smith	32-109	1
09-06-92	at Houston	[W 29-24]	Lorenzo White	13-100	0
11-08-92	at Buffalo	[L 28-20]	Thurman Thomas	37-155	1
11-29-92	at Cincinnati	[W 21-9]	Harold Green	16-116	0
12-20-92	Minnesota	[L 6-3]	Terry Allen	33-172	0

*AFC Playoff game

Steelers 100/300-Yard Performances

100-Yard Rushing Games by Steelers Opponent (Continued)

Date	Opponent	Score	Player	Att./Yards	TDs
01-09-93*	Buffalo	[L 24-3]	Kenneth Davis	10-104	0
12-19-93	Houston	[L 26-17]	Gary Brown	20-100	0
12-26-93	at Seattle	[L 16-6]	Jon Vaughn	26-131	0
09-04-94	Dallas	[W 26-9]	Emmitt Smith	31-179	1
09-25-94	at Seattle	[W 30-13]	Chris Warren	26-126	1
09-03-95	Detroit	[L 23-20]	Barry Sanders	21-108	0
09-24-95	Minnesota	[W 44-24]	Robert Smith	15-115	1
12-16-95	New England	[L 41-27]	Curtis Martin	20-120	0
12-10-96	at Baltimore	[L 31-17]	Bam Morris	28-100	0
01-11-98*	Denver	[L 24-21]	Terrell Davis	26-139	1
09-20-98	at Miami	[L 21-0]	Karim Abdul-Jabbar	33-108	1
11-01-98	Tennessee	[L 41-31]	Eddie George	34-153	1
09-18-99	at Baltimore	[W 23-20]	Errict Rhett	35-101	1
11-07-99	at San Francisco	[W 27-6]	Charlie Garner	20-166	0
12-02-99	at Jacksonville	[L 20-6]	James Stewart	30-145	1
12-12-99	Baltimore	[L 31-24]	Priest Holmes	18-130	1
09-03-00	Baltimore	[L 16-0]	Priest Holmes	29-119	0
11-19-00	Jacksonville	[L 34-24]	Fred Taylor	30-234	3
11-26-00	Cincinnati	[W 48-28]	Corey Dillon	23-128	2
10-14-01	at Kansas City	[W 20-17]	Priest Holmes	20-150	2
09-29-02	Cleveland	[W 16-13]	Jamel White	16-105	1
10-06-02	at New Orleans	[L 32-29]	Deuce McAllister	23-123	2
11-10-02	Atlanta	[T 34-34]	Warrick Dunn	20-129	1
09-14-03	at Kansas City	[L 41-20]	Priest Holmes	26-122	3
10-05-03	Cleveland	[L 33-13]	William Green	33-115	0
12-14-03	at N.Y. Jets	[L 6-0]	Curtis Martin	30-174	0
12-28-03	at Baltimore	[L 13-10]	Jamal Lewis	27-114	1
10-03-04	Cincinnati	[W 28-17]	Rudi Johnson	24-123	1
11-28-05	at Indianapolis	[L 26-7]	Edgerrin James	29-124	1
11-18-07	at N.Y. Jets	[L 19-16]	Thomas Jones	30-117	0
12-16-07	Jacksonville	[L 29-22]	Fred Taylor	25-147	1
12-27-09	Baltimore	[W 23-20]	Ray Rice	30-141	0
09-11-11	at Baltimore	[L 35-7]	Ray Rice	19-107	1
10-02-11	at Houston	[L 17-10]	Arian Foster	30-155	1
12-24-11	St. Louis	[W 27-0]	Steven Jackson	24-103	0
09-23-12	at Oakland	[L 34-31]	Darren McFadden	18-113	1
11-12-12	Kansas City	[W 16-13]	Jamaal Charles	23-100	1
09-29-13	at Minnesota	[L 34-27]	Adrian Peterson	23-140	2
10-27-13	at Oakland	[L 21-18]	Terrelle Pryor	9-106	1
11-03-13	at New England	[L 55-31]	Stevan Ridley	26-115	2
12-08-13	Miami	[L 34-28]	Daniel Thomas	16-105	1
09-07-14	Cleveland	[W 30-27]	Terrance West	16-100	0
10-20-14	Houston	[W 30-23]	Arian Foster	20-102	0
11-30-14	New Orleans	[L 35-32]	Mark Ingram	23-122	0
12-28-14	Cincinnati	[W 27-17]	Jeremy Hill	23-100	0
10-01-15	Baltimore	[L 23-20 OT]	Justin Forsett	27-150	0
10-25-15	at Kansas City	[L 23-13]	Charcandrick West	22-110	1
10-16-16	at Miami	[L 30-15]	Jay Ajayi	25-204	2
10-23-16	New England	[L 27-16]	LeGarrette Blount	24-127	2
11-13-16	Dallas	[L 35-30]	Ezekiel Elliott	21-114	2
1-1-17	Cleveland	[W 27-24]	Isaiah Crowell	19-152	0
9-24-17	at Chicago	[L 23-17 OT]	Jordan Howard	23-140	2
10-8-17	Jacksonville	[L 30-9]	Leonhard Fournette	28-181	2
12-10-17	Baltimore	[W 34-6]	Alfred Blue	16-108	0
1-14-18*	Jacksonville	[L 45-42]	Leonhard Fournette	25-109	3

Since 1970 NFL Merger

Total Games with Opponent 100-Yards Rushing: 109 Wins: 32 Losses: 75 Ties: 2

Total Home Games with Opponent 100-Yards Rushing: 49 Wins: 23 Losses: 25 Ties: 1

Total Away Games with Opponent 100-Yards Rushing: 59 Wins: 9 Losses: 49 Ties: 1

Total Neutral Games with Opponent 100-Yards Rushing: 1 Wins: 0 Losses: 1 Ties: 0

● Game at Wembley Stadium (London) *AFC Playoff game

Steelers 100/300-Yard Performances

100-Yard Receiving Games by Steelers

Before 1970 NFL Merger

Date	Opponent	Score	Player	Rec./Yards	TDs
10-10-48	Washington	[W 10-7]	Val Jansante	6-104	0
12-12-48	at L.A. Rams	[L 31-14]	Val Jansante	6-104	0
09-25-49	N.Y. Giants	[W 28-7]	Elbie Nickel	4-107	1
10-30-49	Philadelphia	[L 38-7]	Val Jansante	8-110	1
12-04-49	at Chicago Bears	[L 30-21]	Elbie Nickel	7-192	1
10-01-51	N.Y. Giants	[T 13-13]	Lynn Chandnois	3-104	0
10-14-51	San Francisco	[L 28-24]	Elbie Nickel	5-149	2
12-16-51	at Washington	[W 20-10]	Lynn Chandnois	6-102	1
		[W 20-10]	Henry Minarik	8-121	0
11-09-52	Detroit	[L 31-6]	Lynn Chandnois	8-109	0
11-16-52	at Cleveland	[L 29-28]	Ray Mathews	5-126	2
		[L 29-28]	Elbie Nickel	9-120	1
11-30-52	N.Y. Giants	[W 63-7]	Dick Hensley	7-154	2
12-14-52	at L.A. Rams	[L 28-14]	Elbie Nickel	10-202	1
09-27-53	at Detroit	[L 38-21]	Elbie Nickel	6-107	2
10-11-53	Chicago Cardinals	[W 31-28]	Lynn Chandnois	6-110	0
11-08-53	at Cleveland	[L 34-16]	Ray Mathews	4-113	1
10-17-54	Cleveland	[W 55-27]	Ray Mathews	5-152	3
11-05-55	at Chicago Cardinals	[L 27-13]	Ray Mathews	6-156	1
11-13-55	Detroit	[L 31-28]	Lynn Chandnois	8-108	0
11-27-55	Washington	[L 23-14]	Sid Watson	7-128	1
10-28-56	at Cleveland	[W 24-16]	Lowell Perry	2-112	1
11-25-56	at Chicago Cardinals	[L 38-27]	Ray Mathews	7-119	1
11-03-57	at Baltimore	[W 19-13]	Ray Mathews	6-165	2
10-26-58	at N.Y. Giants	[L 17-6]	Tank Younger	5-109	0
11-02-58	Washington	[W 24-16]	Jimmy Orr	5-133	1
11-09-58	at Philadelphia	[W 31-24]	Ray Mathews	3-115	1
		[W 31-24]	Tom Tracy	5-116	3
11-23-58	at Chicago Cardinals	[W 27-20]	Jimmy Orr	3-116	1
		[W 27-20]	Tom Tracy	5-125	0
11-30-58	Chicago Bears	[W 24-10]	Jimmy Orr	5-163	1
12-07-58	at Washington	[T 14-14]	Jimmy Orr	4-123	1
12-13-58	Chicago Cardinals	[W 38-21]	Tom Tracy	7-106	0
		[W 38-21]	Jack McClairain	9-139	0
		[W 38-21]	Jimmy Orr	6-205	3
10-04-59	Washington	[L 23-17]	Pete Brewster	8-123	1
10-25-59	N.Y. Giants	[L 21-16]	Buddy Dial	4-146	1
12-06-59	at Chicago Bears	[L 27-21]	Buddy Dial	4-106	1
09-24-60	at Dallas	[W 35-28]	Preston Carpenter	5-116	2
10-02-60	at Cleveland	[L 28-20]	Preston Carpenter	3-100	0
10-23-60	at Washington	[T 27-27]	Buddy Dial	7-187	1
11-13-60	at N.Y. Giants	[L 27-24]	Buddy Dial	4-121	1
09-17-61	at Dallas	[L 27-24]	Buddy Dial	5-137	1
10-22-61	Cleveland	[L 30-28]	Buddy Dial	9-235	2
11-05-61	at Cleveland	[W 17-13]	Bob Schnellker	7-160	1
11-12-61	Dallas	[W 37-7]	Buddy Dial	6-148	2
11-19-61	at N.Y. Giants	[L 42-21]	Buddy Dial	7-117	2
12-17-61	at St. Louis	[L 20-0]	Red Mack	5-101	0
10-21-62	Dallas	[L 42-27]	Buddy Dial	9-157	2
11-04-62	Minnesota	[W 39-31]	Buddy Dial	6-103	0
12-02-62	St. Louis	[W 19-7]	Buddy Dial	7-186	0
12-16-62	at Washington	[W 27-24]	Buddy Dial	2-101	1
09-15-63	at Philadelphia	[T 21-21]	Buddy Dial	7-116	0
10-05-63	at Cleveland	[L 35-23]	Red Mack	6-130	0
		[L 35-23]	Buddy Dial	7-144	2
10-13-63	at St. Louis	[L 24-23]	Red Mack	3-124	1
10-20-63	Washington	[W 38-27]	Buddy Dial	6-155	1
10-27-63	Dallas	[W 27-21]	Red Mack	3-129	1
		[W 27-21]	Buddy Dial	7-162	3

Steelers 100/300-Yard Performances

100-Yard Receiving Games by Steelers (Continued)

Date	Opponent	Score	Player	Rec./Yards	TDs
11-10-63	Cleveland	[W 9-7]	Buddy Dial	5-114	0
11-17-63	at Washington	[W 34-28]	Gary Ballman	8-161	1
12-01-63	Philadelphia	[T 20-20]	Gary Ballman	7-128	2
12-08-63	at Dallas	[W 24-19]	Buddy Dial	2-103	1
12-15-63	at N.Y. Giants	[L 33-17]	Gary Ballman	6-104	1
09-27-64	Dallas	[W 23-17]	Gary Ballman	5-135	1
11-08-64	at St. Louis	[L 34-30]	Gary Ballman	6-125	2
11-22-64	at N.Y. Giants	[W 44-17]	Gary Ballman	5-117	1
11-29-64	St. Louis	[L 21-20]	Clendon Thomas	4-113	0
10-31-65	Dallas	[W 22-13]	Gary Ballman	3-120	2
11-14-65	at Dallas	[L 24-17]	Roy Jefferson	4-108	0
11-28-65	Cleveland	[L 42-21]	Gary Ballman	3-118	1
12-12-65	Philadelphia	[L 47-13]	Gary Ballman	9-163	1
09-11-66	N.Y. Giants	[T 34-34]	Gary Ballman	5-114	1
09-25-66	Washington	[L 33-27]	Gary Ballman	2-128	2
11-13-66	St. Louis	[W 30-9]	Roy Jefferson	4-105	1
12-18-66	at Atlanta	[W 57-33]	Roy Jefferson	5-142	1
10-07-67	at Cleveland	[L 21-10]	Dick Compton	10-108	0
10-22-67	Dallas	[L 24-21]	J.R. Wilburn	12-142	1
11-19-67	at N.Y. Giants	[L 28-20]	Roy Jefferson	5-129	1
12-03-67	at Detroit	[W 24-14]	J.R. Wilburn	6-135	1
12-10-67	Washington	[L 15-10]	J.R. Wilburn	9-133	0
09-15-68	N.Y. Giants	[L 34-20]	Roy Jefferson	5-113	0
11-03-68	at Atlanta	[W 41-21]	Roy Jefferson	11-199	4
11-24-68	San Francisco	[L 45-28]	Roy Jefferson	8-132	2
12-15-68	at New Orleans	[L 24-14]	Roy Jefferson	6-139	1
09-28-69	at Philadelphia	[L 41-27]	Roy Jefferson	7-123	1
10-05-69	St. Louis	[L 27-14]	Roy Jefferson	9-115	2
10-18-69	at Cleveland	[L 42-31]	Roy Jefferson	7-110	2
11-02-69	Green Bay	[L 38-34]	Roy Jefferson	7-164	2
12-14-69	N.Y. Giants	[L 21-17]	Roy Jefferson	5-112	2

Since 1970 NFL Merger

Date	Opponent	Score	Player	Rec./Yards	TDs
09-27-70	at Denver	[L 16-13]	Ron Shanklin	6-123	0
11-29-70	Cleveland	[W 28-9]	John Fuqua	4-116	1
		[W 28-9]	Ron Shanklin	3-121	2
12-06-70	Green Bay	[L 20-12]	Dave Smith	3-111	1
09-19-71	at Chicago	[L 17-15]	Ron Shanklin	6-113	0
09-26-71	Cincinnati	[W 21-10]	Dave Smith	8-162	1
10-22-72	New England	[W 33-3]	Ron Shanklin	5-111	1
11-19-72	at Cleveland	[L 26-24]	Ron Shanklin	5-108	0
12-03-72	Cleveland	[W 30-0]	John McMakin	3-113	1
10-28-73	Cincinnati	[W 20-13]	Ron Shanklin	3-104	1
12-14-74	Cincinnati	[W 27-3]	John Stallworth	6-105	1
09-28-75	Buffalo	[L 30-21]	John Stallworth	3-103	0
10-05-75	at Cleveland	[W 42-6]	Lynn Swann	5-126	1
		[W 42-6]	John Stallworth	4-109	1
11-02-75	at Cincinnati	[W 30-24]	Lynn Swann	6-116	2
01-18-76***	Dallas	[W 21-17]	Lynn Swann	4-161	1
12-19-76*	at Baltimore	[W 40-14]	Frank Lewis	2-103	1
10-09-77	at Houston	[L 27-10]	Lynn Swann	6-102	0
11-13-77	Cleveland	[W 35-31]	John Stallworth	6-126	2
		[W 35-31]	Lynn Swann	5-129	1
09-17-78	at Cincinnati	[W 28-3]	Bennie Cunningham	4-107	1
10-01-78	at N.Y. Jets	[W 28-17]	Lynn Swann	7-100	2
10-08-78	Atlanta	[W 31-7]	John Stallworth	6-114	1
10-23-78	Houston	[L 24-17]	Randy Grossman	9-116	0
11-27-78	at San Francisco	[W 24-7]	Lynn Swann	8-134	2
12-30-78*	Denver	[W 33-10]	John Stallworth	10-156	1
01-21-79***	at Dallas	[W 35-31]	John Stallworth	3-115	2
		[W 35-31]	Lynn Swann	7-124	1

*AFC Playoff game ***Super Bowl

Steelers 100/300-Yard Performances

100-Yard Receiving Games by Steelers (Continued)

Date	Opponent	Score	Player	Rec./Yards	TDs
09-30-79	at Philadelphia	[L 17-14]	John Stallworth	5-102	1
10-14-79	at Cincinnati	[L 34-10]	John Stallworth	6-126	1
11-04-79	Washington	[W 38-7]	Lynn Swann	5-106	0
		[W 38-7]	John Stallworth	6-126	2
12-02-79	Cincinnati	[W 37-17]	Lynn Swann	5-192	2
01-20-80***	L.A. Rams	[W 31-19]	John Stallworth	3-121	1
09-07-80	Houston	[W 31-17]	John Stallworth	5-125	1
09-28-80	Chicago	[W 38-3]	Jim Smith	6-131	3
10-05-80	at Minnesota	[W 23-17]	Lynn Swann	6-107	0
10-20-80	Oakland	[L 45-34]	Jim Smith	6-102	2
		[L 45-34]	Theo Bell	5-114	1
10-26-80	at Cleveland	[L 27-26]	Theo Bell	4-125	0
11-16-80	Cleveland	[W 16-13]	Lynn Swann	9-138	1
11-30-80	Miami	[W 23-10]	Theo Bell	4-173	0
12-22-80	at San Diego	[L 26-17]	Theo Bell	5-127	0
09-06-81	Kansas City	[L 37-33]	John Stallworth	6-107	0
09-20-81	N.Y. Jets	[W 38-10]	John Stallworth	8-134	0
10-04-81	at New Orleans	[W 20-6]	John Stallworth	7-158	1
10-26-81	Houston	[W 26-13]	Jim Smith	5-100	1
11-15-81	at Atlanta	[W 34-20]	John Stallworth	6-127	2
09-13-82	at Dallas	[W 36-28]	John Stallworth	7-137	1
12-05-82	Kansas City	[W 35-14]	John Stallworth	4-107	2
01-02-83	Cleveland	[W 37-21]	Lynn Swann	5-114	0
01-09-83*	San Diego	[L 31-28]	John Stallworth	8-116	1
11-13-83	at Baltimore	[W 24-13]	Calvin Sweeney	6-104	1
09-02-84	Kansas City	[L 37-27]	John Stallworth	8-167	1
		[L 37-27]	Louis Lipps	6-183	2
09-16-84	L.A. Rams	[W 24-14]	John Stallworth	6-100	0
10-01-84	Cincinnati	[W 38-17]	John Stallworth	6-119	0
10-21-84	at Indianapolis	[L 17-16]	John Stallworth	5-101	0
11-04-84	Houston	[W 35-7]	John Stallworth	4-109	3
11-25-84	San Diego	[W 52-24]	John Stallworth	7-116	3
11-25-84	San Diego	[W 52-24]	Louis Lipps	7-118	1
12-02-84	at Houston	[L 23-20]	John Stallworth	6-113	0
01-06-85**	at Miami	[L 45-28]	John Stallworth	4-111	2
09-08-85	Indianapolis	[W 45-3]	Louis Lipps	9-154	3
09-30-85	Cincinnati	[L 37-24]	John Stallworth	11-151	1
		[L 37-24]	Louis Lipps	5-100	1
11-10-85	at Kansas City	[W 36-28]	John Stallworth	7-126	1
11-24-85	Washington	[L 30-23]	Louis Lipps	5-121	1
12-01-85	Denver	[L 31-23]	Calvin Sweeney	8-119	0
12-15-85	Buffalo	[W 30-24]	Louis Lipps	4-116	1
12-07-86	Detroit	[W 27-17]	Louis Lipps	8-150	2
10-04-87	at Atlanta	[W 28-12]	Joey Clinkscales	6-150	1
10-25-87	Cincinnati	[W 23-20]	John Stallworth	7-100	1
09-25-88	at Buffalo	[L 36-28]	Weegie Thompson	4-118	1
10-16-88	Houston	[L 34-14]	Louis Lipps	8-109	0
11-13-88	Philadelphia	[L 27-26]	Louis Lipps	6-171	1
12-04-88	at Houston	[W 37-34]	Louis Lipps	4-166	2
09-17-89	at Cincinnati	[L 41-10]	Louis Lipps	5-122	0
10-01-89	at Detroit	[W 23-3]	Louis Lipps	7-126	1
10-29-89	Kansas City	[W 23-17]	Louis Lipps	7-130	2
11-12-89	Chicago	[L 20-0]	Louis Lipps	4-112	0
12-24-89	at Tampa Bay	[W 31-22]	Louis Lipps	4-137	2
10-14-90	at Denver	[W 34-17]	Louis Lipps	9-141	1
12-30-90	at Houston	[L 34-14]	Eric Green (TE)	7-105	0
09-01-91	San Diego	[W 26-20]	Dwight Stone	4-124	1
09-22-91	at Philadelphia	[L 23-14]	Eric Green (TE)	8-158	1
09-13-92	N.Y. Jets	[W 27-10]	Jeff Graham	6-146	0
09-27-92	at Green Bay	[L 17-3]	Dwight Stone	5-101	0
10-19-92	Cincinnati	[W 20-0]	Jeff Graham	7-115	0

*AFC Playoff game **AFC Championship game ***Super Bowl

Steelers 100/300-Yard Performances

100-Yard Receiving Games by Steelers (Continued)

Date	Opponent	Score	Player	Rec./Yards	TDs
10-24-93	at Cleveland	[L 28-23]	Eric Green	6-108	0
11-28-93	at Houston	[L 23-3]	Jeff Graham	8-102	0
12-19-93	Houston	[L 26-17]	Jeff Graham	7-192	0
12-26-93	at Seattle	[L 16-6]	Eric Green	7-119	0
12-26-93	at Seattle	[L 16-6]	Dwight Stone	4-100	0
12-24-94	at San Diego	[L 37-34]	Charles Johnson	4-165	2
01-07-95*	Cleveland	[W 29-9]	Ernie Mills	5-117	0
01-15-95**	San Diego	[L 17-13]	Ernie Mills	8-106	0
09-24-95	Minnesota	[L 44-24]	Yancey Thigpen	10-141	1
10-08-95	at Jacksonville	[L 20-16]	Yancey Thigpen	6-160	0
11-05-95	at Chicago	[W 37-34]	Yancey Thigpen	10-108	0
11-26-95	at Cleveland	[W 20-17]	Yancey Thigpen	5-106	0
10-07-96	at Kansas City	[W 17-7]	Charles Johnson	6-125	0
10-20-96	at Houston	[L 23-13]	Charles Johnson	5-155	1
10-27-96	at Atlanta	[W 20-17]	Charles Johnson	8-110	0
12-01-96	at Baltimore	[L 31-17]	Charles Johnson	8-117	0
12-29-96*	Indianapolis	[W 42-14]	Charles Johnson	5-109	0
10-05-97	at Baltimore	[W 42-34]	Yancey Thigpen	7-162	0
10-19-97	at Cincinnati	[W 26-10]	Yancey Thigpen	6-120	1
10-26-97	Jacksonville	[W 23-17]	Yancey Thigpen	11-196	0
11-09-97	Baltimore	[W 37-0]	Yancey Thigpen	6-130	1
11-16-97	Cincinnati	[W 20-3]	Yancey Thigpen	5-101	1
11-23-97	at Philadelphia	[L 23-20]	Charles Johnson	7-106	0
12-07-97	Denver	[W 35-24]	Yancey Thigpen	6-175	3
11-01-98	Tennessee	[L 41-31]	Courtney Hawkins	14-147	1
		[L 41-31]	Charles Johnson	9-115	3
01-02-00	Tennessee	[L 47-36]	Bobby Shaw	7-131	1
10-29-01	Tennessee	[W 34-7]	Plaxico Burress	6-151	0
11-18-01	Jacksonville	[W 20-7]	Hines Ward	9-112	1
11-25-01	at Tennessee	[W 34-24]	Plaxico Burress	8-114	1
12-09-01	N.Y. Jets	[W 18-7]	Hines Ward	10-124	0
12-16-01	at Baltimore	[W 26-21]	Plaxico Burress	8-164	1
		[W 26-21]	Bobby Shaw	2-100	1
12-30-01	at Cincinnati	[L 26-23]	Plaxico Burress	6-102	2
09-29-02	Cleveland	[W 16-13]	Hines Ward	9-104	0
10-13-02	at Cincinnati	[W 34-7]	Plaxico Burress	8-149	0
11-10-02	Atlanta	[T 34-34]	Plaxico Burress	9-253	2
		[T 34-34]	Hines Ward	11-139	1
11-17-02	at Tennessee	[L 31-23]	Hines Ward	10-168	2
11-24-02	Cincinnati	[W 29-21]	Hines Ward	5-125	1
12-15-02	Carolina	[W 30-14]	Plaxico Burress	6-120	1
12-23-02	at Tampa Bay	[W 17-7]	Plaxico Burress	5-127	0
01-05-03*	Cleveland	[W 36-33]	Plaxico Burress	6-100	1
01-05-03*	Cleveland	[W 36-33]	Hines Ward	11-104	1
09-07-03	Baltimore	[W 34-15]	Plaxico Burress	6-116	0
09-14-03	at Kansas City	[L 41-20]	Plaxico Burress	7-115	1
		[L 41-20]	Hines Ward	9-146	0
11-30-03	Cincinnati	[L 24-20]	Plaxico Burress	8-112	0
		[L 24-20]	Hines Ward	13-149	1
09-19-04	at Baltimore	[L 30-13]	Hines Ward	6-151	1
10-10-04	Cleveland	[W 34-23]	Plaxico Burress	6-136	1
12-18-04	at N.Y. Giants	[W 33-30]	Antwaan Randle El	5-149	1
		[W 33-30]	Hines Ward	9-134	0
01-15-05*	N.Y. Jets	[W 20-17]	Hines Ward	10-105	1
01-23-05**	New England	[L 41-27]	Hines Ward	5-109	1
09-25-05	New England	[L 23-20]	Hines Ward	4-110	2
11-13-05	Cleveland	[W 34-21]	Hines Ward	8-124	1
12-04-05	Cincinnati	[L 38-31]	Hines Ward	9-135	2
12-24-05	at Cleveland	[W 41-0]	Hines Ward	7-105	1
01-08-06*	at Cincinnati	[W 31-17]	Cedrick Wilson	3-104	1
02-05-06***	Seattle	[W 21-10]	Hines Ward	5-123	1

*AFC Playoff game **AFC Championship game ***Super Bowl

Steelers 100/300-Yard Performances

100-Yard Receiving Games by Steelers (Continued)

Date	Opponent	Score	Player	Rec./Yards	TDs
09-07-06	Miami	[W 28-17]	Heath Miller	3-101	1
10-22-06	at Atlanta	[L 41-38]	Hines Ward	8-171	3
11-05-06	Denver	[L 31-20]	Hines Ward	7-127	0
12-31-06	at Cincinnati	[W 23-17]	Santonio Holmes	4-124	1
09-30-07	at Arizona	[L 21-14]	Santonio Holmes	6-128	2
11-05-07	Baltimore	[W 38-7]	Santonio Holmes	4-110	2
12-20-07	at St. Louis	[W 41-24]	Santonio Holmes	4-133	0
01-05-08*	Jacksonville	[L 31-29]	Hines Ward	10-135	0
11-09-08	Indianapolis	[L 24-20]	Hines Ward	8-112	0
11-16-08	San Diego	[W 11-10]	Hines Ward	11-124	0
12-14-08	at Baltimore	[W 13-9]	Hines Ward	8-107	0
12-21-08	at Tennessee	[L 31-14]	Hines Ward	7-109	1
02-01-09***	at Arizona	[W 27-23]	Santonio Holmes	9-131	1
09-10-09	Tennessee	[W 13-10]	Santonio Holmes	9-131	1
		[W 13-10]	Hines Ward	8-103	0
09-27-09	at Cincinnati	[L 23-20]	Mike Wallace	7-102	0
10-04-09	San Diego	[W 38-28]	Hines Ward	8-113	0
10-18-09	Cleveland	[W 27-14]	Santonio Holmes	5-104	0
		[W 27-14]	Hines Ward	8-159	1
11-22-09	at Kansas City	[L 27-24]	Hines Ward	10-128	1
12-06-09	Oakland	[L 27-24]	Santonio Holmes	8-149	1
12-20-09	Green Bay	[W 37-36]	Heath Miller (TE)	7-118	0
		[W 37-36]	Hines Ward	7-126	0
09-12-10	Atlanta	[W 15-9]	Hines Ward	6-108	0
09-26-10	at Tampa Bay	[W 38-13]	Mike Wallace	3-100	2
10-24-10	at Miami	[W 23-22]	Hines Ward	7-131	1
11-08-10	at Cincinnati	[W 27-21]	Mike Wallace	5-110	1
11-14-10	New England	[L 39-26]	Mike Wallace	8-136	2
11-21-10	Oakland	[W 35-3]	Mike Wallace	3-116	1
11-28-10	at Buffalo	[W 19-16]	Hines Ward	7-107	0
12-12-10	Cincinnati	[W 23-7]	Hines Ward	8-115	0
12-19-10	N.Y. Jets	[L 22-17]	Mike Wallace	7-102	0
12-23-10	Carolina	[W 27-3]	Mike Wallace	4-104	1
01-02-11	at Cleveland	[W 41-9]	Mike Wallace	3-105	1
09-11-11	at Baltimore	[L 35-7]	Mike Wallace	8-107	0
09-18-11	Seattle	[W 24-0]	Mike Wallace	8-126	1
09-25-11	at Indianapolis	[W 23-20]	Mike Wallace	5-144	1
10-23-11	at Arizona	[W 32-20]	Antonio Brown	7-102	0
		[W 32-20]	Mike Wallace	3-118	1
11-06-11	Baltimore	[L 23-20]	Antonio Brown	5-109	0
12-08-11	Cleveland	[W 14-3]	Antonio Brown	5-151	1
09-23-12	at Oakland	[L 34-31]	Mike Wallace	8-123	1
10-11-12	at Tennessee	[L 26-23]	Isaac Redman (RB)	4-105	0
12-09-12	San Diego	[L 34-24]	Mike Wallace	7-112	2
09-22-13	Chicago	[L 40-23]	Antonio Brown	9-196	2
09-29-13	at Minnesota	[L 34-27]	Jerricho Cotchery	5-103	1
11-10-13	Buffalo	[W 23-10]	Antonio Brown	6-104	0
11-17-13	Oakland	[W 37-27]	Antonio Brown	7-147	2
12-08-13	Miami	[L 34-28]	Antonio Brown	5-138	1
12-22-13	at Green Bay	[W 38-31]	Antonio Brown	6-105	0
09-07-14	Cleveland	[W 30-27]	Antonio Brown	5-116	1
09-28-14	Tampa Bay	[L 27-24]	Antonio Brown	7-131	2
10-12-14	at Cleveland	[L 31-10]	Antonio Brown	7-118	0
10-26-14	Indianapolis	[W 51-34]	Antonio Brown	10-133	2
		[W 51-34]	Heath Miller (TE)	7-112	1
11-02-14	Baltimore	[W 43-23]	Antonio Brown	11-144	1
11-09-14	at N.Y. Jets	[L 20-13]	Martavis Bryant	4-143	1
11-30-14	New Orleans	[L 35-32]	Le'Veon Bell (RB)	8-159	0
12-07-14	at Cincinnati	[W 42-21]	Antonio Brown	9-117	0
		[W 42-21]	Martavis Bryant	4-109	1
12-14-14	at Atlanta	[W 27-20]	Antonio Brown	10-123	0

● Game at Wembley Stadium (London) *AFC Playoff game ***Super Bowl

Steelers 100/300-Yard Performances

100-Yard Receiving Games by Steelers (Continued)

Date	Opponent	Score	Player	Rec./Yards	TDs
12-28-14	Cincinnati	[W 27-17]	Antonio Brown	7-128	1
01-03-15*	Baltimore	[L 30-17]	Antonio Brown	9-117	0
09-10-15	at New England	[L 28-21]	Antonio Brown	9-133	1
09-20-15	San Francisco	[W 43-18]	Antonio Brown	9-195	1
09-27-15	at St. Louis	[W 12-6]	Antonio Brown	11-108	0
10-18-15	Arizona	[W 25-13]	Martavis Bryant	6-137	2
10-25-15	at Kansas City	[L 23-13]	Antonio Brown	6-124	0
11-01-15	Cincinnati	[L 16-10]	Heath Miller (TE)	10-105	0
11-08-15	Oakland	[W 38-35]	Antonio Brown	17●-284●	0
11-15-15	Cleveland	[W 30-9]	Antonio Brown	10-139	2
		[W 30-9]	Martavis Bryant	6-178	1
11-29-15	at Seattle	[L 39-30]	Markus Wheaton	9-201	1
12-06-15	Indianapolis	[W 45-10]	Antonio Brown	8-118	2
		[W 45-10]	Martavis Bryant	4-114	1
12-20-15	Denver	[W 34-27]	Antonio Brown	16-189	2
01-03-16	at Cleveland	[W 28-12]	Antonio Brown	13-187	1
01-09-16*	at Cincinnati	[W 18-16]	Antonio Brown	7-119	0
01-17-16*	at Denver	[L 23-16]	Martavis Bryant	9-154	0
9-12-16	at Washington	[W 38-16]	Antonio Brown	8-126	2
9-25-16	at Philadelphia	[L 34-3]	Antonio Brown	12-140	0
10-9-16	NY Jets	[W 31-13]	Sammie Coates	6-139	2
10-23-16	New England	[L 27-16]	Antonio Brown	7-106	0
11-6-16	at Baltimore	[L 21-14]	Eli Rogers	6-103	0
11-13-16	Dallas	[L 35-30]	Antonio Brown	14-154	1
12-4-16	NY Giants	[W 24-14]	Ladarius Green (TE)	6-110	1
1-8-17*	Miami	[W 30-12]	Antonio Brown	5-124	2
1-15-17*	at Kansas City	[W 18-16]	Antonio Brown	6-108	0
9-10-17	at Cleveland	[W 21-18]	Antonio Brown	11-182	0
9-24-17	at Chicago	[L 23-17 OT]	Antonio Brown	10-110	1
10-8-17	Jacksonville	[L 30-9]	Antonio Brown	10-157	0
10-15-17	at Kansas City	[W 19-13]	Antonio Brown	8-155	1
10-29-17	at Detroit	[W 20-15]	JuJu Smith-Schuster	7-193	1
11-16-17	Tennessee	[W 40-17]	Antonio Brown	10-144	3
11-26-17	Green Bay	[W 31-28]	Antonio Brown	10-169	2
12-4-17	at Cincinnati	[W 23-20]	Le'Veon Bell (RB)	5-106	1
			Antonio Brown	8-101	1
12-10-17	Baltimore	[W 39-38]	Antonio Brown	11-213	0
12-17-17	New England	[L 27-24]	JuJu Smith-Schuster	6-114	0
12-31-17	Cleveland	[W 28-24]	JuJu Smith-Schuster	9-143	1
1-14-18*	Jacksonville	[L 45-42]	Antonio Brown	7-132	2
			Vance McDonald (TE)	10-112	0

Since 1970 NFL Merger

Total number of 100-yard receivers: 352

Total games: 307 Wins: 168 Losses: 132 Ties: 7

Total Home games: 162 Wins: 97 Losses: 61 Ties: 4

Total Away games: 139 Wins: 66 Losses: 70 Ties: 3

Neutral games: 6 Wins: 5 Losses: 1

Steelers 100/300-Yard Performances

100-Yard Receiving Games by Steelers Opponent

Since 1970 NFL Merger

Date	Opponent	Score	Player	Rec./Yards	TDs
10-25-70	at Oakland	[L 31-14]	Raymond Chester	5-107	3
10-03-71	San Diego	[W 21-17]	Billy Parks	8-111	1
10-18-71	at Kansas City	[L 38-16]	Otis Taylor	6-190	2
10-31-71	at Baltimore	[L 34-21]	Ray Perkins	2-124	1
			Willie Richardson	4-100	2
11-14-71	at Miami	[L 24-21]	Paul Warfield	3-158	3
11-21-71	N.Y. Giants	[W 17-13]	Bob Tucker	5-108	0
09-17-72	Oakland	[W 34-28]	Mike Siani	4-111	2
09-16-73	Detroit	[W 24-10]	Ron Jessie	3-131	1
11-11-73	at Oakland	[W 17-9]	Fred Biletnikoff	4-105	1
12-29-74 *	at Oakland	[W 24-13]	Cliff Branch	9-186	1
11-02-75	at Cincinnati	[W 30-24]	Charlie Joiner	5-114	1
09-12-76	at Oakland	[L 31-28]	Dave Casper (TE)	7-124	2
09-26-76	New England	[L 30-27]	Russ Francis	6-139	1
11-07-76	at Kansas City	[W 45-0]	Walter White	6-105	0
11-13-77	Cleveland	[W 35-31]	Reggie Pucker	4-104	0
12-10-77	at Cincinnati	[L 17-10]	Billy Brooks	6-166	0
12-16-78	at Denver	[W 21-17]	Haven Moses	5-116	1
10-22-79	Denver	[W 42-7]	Haven Moses	5-133	1
11-18-79	at San Diego	[L 35-7]	John Jefferson	5-106	1
11-25-79	Cleveland (ot)	[W 33-30]	Dave Logan	7-135	1
12-02-79	Cincinnati	[W 37-17]	Isaac Curtis	5-119	2
09-14-80	at Baltimore	[W 22-20]	Roger Carr	6-108	0
10-20-80	Oakland	[L 45-34]	Cliff Branch	5-123	2
10-26-80	at Cleveland	[L 27-26]	Dave Logan	8-131	0
11-02-80	Green Bay	[W 22-20]	Aundra Thompson	7-106	2
11-09-80	at Tampa Bay	[W 24-21]	Jimmie Giles	6-128	1
12-22-80	at San Diego	[L 26-17]	Kellen Winslow (TE)	10-171	0
09-27-81	at New England (ot)	[W 27-21]	Harold Jackson	5-126	0
10-11-81	Cleveland	[W 13-7]	Ozzie Newsome (TE)	5-120	1
11-15-81	at Atlanta	[W 34-20]	William Andrews	15-124	0
			Alfred Jackson	5-109	1
12-20-81	at Houston	[L 21-20]	Dave Casper (TE)	6-139	3
01-02-83	Cleveland	[W 37-21]	Ozzie Newsome (TE)	9-123	0
			Ricky Feacher	7-109	2
01-09-83 *	San Diego	[L 31-28]	Wes Chandler	9-124	0
			Kellen Winslow (TE)	7-102	2
09-13-82	at Dallas	[W 36-28]	Tony Hill	6-130	1
			Doug Cosbie	5-102	1
09-19-82	Cincinnati (ot)	[W 26-20]	Cris Collinsworth	9-144	0
11-28-82	at Seattle	[L 16-0]	Steve Largent	5-109	2
12-26-82	New England	[W 37-14]	Stanley Morgan	4-127	1
09-11-83	at Green Bay	[W 25-21]	James Lofton	5-169	3
09-25-83	New England	[L 28-23]	Stephen Starring	2-108	1
10-16-83	Cleveland	[W 44-17]	Ozzie Newsome (TE)	9-103	0
10-23-83	at Seattle	[W 27-21]	Paul Jones	6-118	1
12-10-83	at N.Y. Jets	[W 34-7]	Lam Jones	7-146	1
09-16-84	L.A. Rams	[L 24-14]	Drew Hill	4-152	1
10-07-84	Miami	[L 31-7]	Mark Clayton	5-110	0
11-25-84	San Diego	[W 52-24]	Wes Chandler	4-105	1
12-09-84	at Houston	[L 23-20]	Tim Smith	7-108	0
12-30-84 *	at Denver	[W 24-17]	Steve Watson	11-177	1
01-06-85 *	at Miami	[L 45-28]	Mark Duper	5-148	2
			Tony Nathan	8-114	0
12-08-85	at San Diego	[L 54-44]	Wes Chandler	5-154	2
			Charlie Joiner	6-110	0
09-21-86	at Minnesota	[L 31-7]	Hassan Jones	6-140	2
11-16-86	Houston	[W 21-10]	Ernest Givins	8-156	1
11-23-86	at Cleveland (ot)	[L 37-31]	Webster Slaughter	6-134	1

*AFC Playoff game

Steelers 100/300-Yard Performances

100-Yard Receiving Games by Steelers Opponent (Continued)

Date	Opponent	Score	Player	Rec./Yards	TDs
09-13-87	San Francisco	[W 30-17]	Jerry Rice	8-106	1
11-01-87	Miami	[L 35-24]	Mark Duper	5-100	1
11-15-87	Houston	[L 23-3]	Drew Hill	4-107	1
11-22-87	at Cincinnati	[W 30-16]	Tim McGee	8-139	0
12-13-87	at San Diego	[W 20-16]	Wes Chandler	7-116	0
12-20-87	at Houston	[L 24-16]	Drew Hill	4-109	2
09-11-88	at Washington	[L 30-29]	Ricky Sanders	5-145	1
10-09-88	at Phoenix	[L 31-14]	Roy Green	4-119	0
10-16-88	Houston	[L 35-14]	Ernest Givins	5-104	1
10-23-88	Denver	[W 39-21]	Ricky Nattiel	3-102	1
11-06-88	at Cincinnati	[L 42-7]	Eddie Brown	7-216	2
12-18-88	Miami	[W 40-24]	Scott Schwedes	4-110	0
09-17-89	at Cincinnati	[L 41-10]	Tim McGee	6-100	0
10-01-89	at Detroit	[W 23-3]	Robert Clark	6-124	0
10-15-89	at Cleveland	[W 17-7]	Webster Slaughter	7-106	0
10-29-89	Kansas City	[W 23-17]	Stephone Paige	7-163	0
11-19-89	San Diego	[W 20-2]	Anthony Miller	7-104	2
12-17-89	New England	[W 28-10]	Hart Lee Dykes	10-130	0
12-24-89	at Tampa Bay	[W 31-22]	Mark Carrier	6-101	2
12-31-89*	at Houston	[W 26-23]	Ernest Givins	11-136	2
01-07-90*	at Denver	[L 24-23]	Mark Jackson	5-111	0
09-23-90	at L.A. Rams	[L 20-3]	Mervin Fernandez	5-130	1
09-08-91	at Buffalo	[L 52-34]	Don Beebe	10-112	4
			Andre Reed	9-118	1
09-22-91	at Philadelphia	[L 23-14]	Roy Green	6-114	0
10-20-91	Seattle	[L 27-7]	Tom Kane	6-102	0
11-10-91	at Cincinnati	[W 33-27]	Tim McGee	3-101	0
11-17-91	Washington	[L 41-14]	Art Monk	8-130	1
11-24-91	Houston	[W 26-14]	Haywood Jeffries	8-122	1
11-28-91	at Dallas	[L 20-10]	Michael Irvin	8-157	1
12-22-91	Cleveland	[W 17-10]	Webster Slaughter	11-138	0
11-08-92	at Buffalo	[L 28-21]	Don Beebe	8-101	0
11-15-92	Detroit	[W 17-14]	Willie Green	6-115	1
09-12-93	at L.A. Rams	[L 27-0]	Henry Ellard	9-127	0
10-24-93	at Cleveland	[L 28-23]	Michael Jackson	2-106	1
11-28-93	at Houston	[L 23-3]	Haywood Jeffries	7-139	1
12-13-93	at Miami	[W 21-20]	Terry Kirby (RB)	7-107	0
09-04-94	Dallas	[L 26-9]	Michael Irvin	8-139	0
11-20-94	Miami (ot)	[W 16-13]	Irving Fryar	6-113	0
12-04-94	at Cincinnati	[W 38-15]	Carl Pickens	4-105	1
09-03-95	Detroit	[W 23-30]	Herman Moore	10-131	1
10-19-95	Cincinnati	[L 27-9]	Carl Pickens	8-108	1
11-05-95	at Chicago (ot)	[W 37-34]	Jeff Graham	5-111	0
11-19-95	at Cincinnati	[W 49-31]	Carl Pickens	8-129	1
12-24-95	at Green Bay	[L 24-19]	Robert Brooks	11-137	1
11-03-96	St. Louis	[W 42-6]	Isaac Bruce	7-108	0
11-10-96	at Cincinnati	[L 34-24]	Carl Pickens	12-103	0
12-01-96	Baltimore	[L 31-17]	Derrick Alexander	7-198	1
08-31-97	Dallas	[L 37-7]	Michael Irvin	7-153	2
09-22-97	at Jacksonville	[L 30-21]	Jimmy Smith	10-164	1
11-23-97	at Philadelphia	[L 23-20]	Irving Fryar	7-116	1
11-30-97	at Arizona (ot)	[W 26-20]	Rob Moore	8-188	0
12-07-97	Denver	[W 35-24]	Rod Smith	4-115	2
01-03-98*	New England	[W 7-6]	Shawn Jefferson	9-104	0
09-27-98	Seattle	[W 13-10]	Joey Galloway	7-139	0
10-11-98	at Cincinnati	[L 25-20]	Carl Pickens	13-204	1
11-26-98	at Detroit (ot)	[L 19-16]	Herman Moore	8-148	1
12-06-98	New England	[L 23-9]	Terry Glenn	9-193	1
12-20-98	Cincinnati	[L 25-24]	Darnay Scott	7-152	1
			Brandon Bennett (RB)	3-119	0
09-26-99	Seattle	[L 26-10]	Sean Dawkins	5-105	0

*AFC Playoff game

Steelers 100/300-Yard Performances

100-Yard Receiving Games by Steelers Opponent (Continued)

Date	Opponent	Score	Player	Rec./Yards	TDs
10-10-99	at Buffalo	[L 24-21]	Eric Moulds	6-122	1
10-25-99	Atlanta	[W 13-9]	Terance Mathis	12-166	1
11-20-99	Cincinnati	[L 27-20]	Darnay Scott	4-123	1
12-02-99	at Jacksonville	[L 20-6]	Jimmy Smith	10-124	1
			Keenan McCardell	5-113	0
12-12-99	Baltimore	[L 31-24]	Qadry Ismail	6-258	3
12-26-99	Carolina	[W 30-20]	Patrick Jeffers	5-160	1
09-03-00	Baltimore	[L 16-0]	Qadry Ismail	7-102	1
09-24-00	Tennessee	[L 23-20]	Carl Pickens	2-105	0
10-01-00	at Jacksonville	[W 24-13]	Keenan McCardell	11-137	1
12-10-00	at N.Y. Giants	[L 30-10]	Amani Toomer	9-136	1
12-24-00	at San Diego	[W 34-21]	Jeff Graham	5-113	1
09-09-01	at Jacksonville	[L 21-3]	Jimmy Smith	8-126	2
10-21-01	at Tampa Bay	[W 17-10]	Keyshawn Johnson	10-159	0
11-25-01	at Tennessee	[W 34-24]	Derrick Mason	7-114	0
			Kevin Dyson	4-112	1
12-02-01	Minnesota	[W 21-16]	Randy Moss	8-144	1
11-10-02	Atlanta (ot)	[T 34-34]	Shawn Jefferson	9-131	1
10-26-03	St. Louis	[L 33-21]	Torry Holt	7-174	1
11-09-03	Arizona	[W 28-15]	Anquan Bolden	8-118	1
11-17-03	at San Francisco	[L 30-14]	Terrell Owens	8-155	1
11-30-03	Cincinnati	[L 24-20]	Chad Johnson	6-117	1
12-28-03	at Baltimore (ot)	[L 13-10]	Marcus Robinson	6-102	0
10-10-04	Cleveland	[W 34-23]	Andre' Davis	5-101	1
10-17-04	at Dallas	[W 24-20]	Terry Glenn	7-140	0
10-31-04	New England	[W 34-20]	David Givens	8-101	2
09-25-05	New England	[L 23-20]	David Givens	9-130	0
11-28-05	at Indianapolis	[L 26-7]	Marvin Harrison	4-128	1
10-22-06	at Atlanta (ot)	[L 41-38]	Alge Crumpler (TE)	6-117	3
11-05-06	Denver	[L 31-20]	Javon Walker	6-134	2
11-12-06	New Orleans	[W 38-31]	Marques Colston	10-169	0
11-19-06	at Cleveland	[W 24-20]	Braylon Edwards	7-137	0
12-07-06	Cleveland	[W 27-7]	Joe Jurevicius	7-111	0
12-24-06	Baltimore	[L 31-7]	Mark Clayton	7-108	1
12-31-06	at Cincinnati (ot)	[W 23-17]	Chris Henry	4-124	1
09-30-07	at Arizona	[L 21-14]	Larry Fitzgerald	11-123	0
12-09-07	at New England	[L 34-13]	Randy Moss	7-135	2
			Jabar Gaffney	7-122	1
09-07-08	Houston	[W 38-17]	Andre Johnson	10-112	0
09-29-08	Baltimore (ot)	[W 23-20]	Derrick Mason	8-137	0
10-05-08	at Jacksonville	[W 26-21]	Mike Walker	6-107	0
11-09-08	Indianapolis	[L 24-20]	Reggie Wayne	6-114	1
12-21-08	at Tennessee	[L 31-14]	Justin Gage	5-104	1
02-01-09	Arizona	[W 27-23]	Larry Fitzgerald	7-127	2
10-04-09	San Diego	[W 38-28]	Antonio Gates (TE)	9-124	2
11-09-09	at Denver	[W 28-10]	Brandon Marshall	11-112	0
11-22-09	at Kansas City (ot)	[L 27-24]	Chris Chambers	4-119	0
11-29-09	at Baltimore (ot)	[L 20-17]	Mark Clayton	7-129	0
12-06-09	Oakland	[L 27-24]	Louis Murphy	4-128	1
12-20-09	Green Bay	[W 37-36]	Greg Jennings	5-118	1
09-12-10	Atlanta (ot)	[W 15-9]	Roddy White	13-111	0
11-08-10	at Cincinnati	[W 27-21]	Terrell Owens	10-141	2
11-28-10	at Buffalo (ot)	[W 19-16]	Fred Jackson (RB)	5-104	1
12-05-10	at Baltimore	[W 13-10]	Anquan Boldin	5-118	1
12-19-10	N.Y. Jets	[L 22-17]	Braylon Edwards	8-100	0
02-06-11 ***	vs. Green Bay	[L 31-25]	Jordy Nelson	9-140	1
01-09-12 *	at Denver (ot)	[L 29-23]	Demaryius Thomas	4-204	1
09-09-12	at Denver	[L 31-19]	Demaryius Thomas	5-110	1
12-23-12	Cincinnati	[L 13-10]	A.J. Green	10-116	0
09-29-13 ●	at Minnesota	[L 34-27]	Jerome Simpson	7-124	0

*AFC Playoff game ***Super Bowl ● Game at Wembley Stadium (London)

Steelers 100/300-Yard Performances

100-Yard Receiving Games by Steelers Opponent (Continued)

Date	Opponent	Score	Player	Rec./Yards	TDs
11-03-13	at New England	[L 55-31]	Rob Gronkowski (TE)	9-143	1
			Aaron Dobson	5-130	2
			Danny Amendola	4-122	1
11-17-13	Detroit	[W 37-27]	Calvin Johnson	6-179	2
11-24-13	at Cleveland	[W 27-11]	Josh Gordon	14-237	1
09-21-14	at Carolina	[W 37-19]	Kelvin Benjamin	8-115	1
10-12-14	at Cleveland	[L 31-10]	Jordan Cameron (TE)	3-102	1
10-20-14	Houston	[W 30-23]	DeAndre Hopkins	6-108	0
10-26-14	Indianapolis	[W 51-34]	T. Y. Hilton	6-155	1
			Donte Moncrief	7-113	1
11-30-14	New Orleans	[L 35-32]	Kenny Stills	5-162	1
12-07-14	at Cincinnati	[W 42-21]	A.J. Green	11-224	1
12-14-14	at Atlanta	[W 27-20]	Harry Douglas	10-131	0
01-03-15*	Baltimore	[L 30-17]	Steve Smith, Sr.	5-101	0
09-20-15	vs. San Francisco	[W 43-18]	Torrey Smith	6-120	2
09-27-15	at St. Louis	[W 12-6]	Kenny Britt	7-102	0
10-18-15	vs. Arizona	[W 25-13]	John Brown	10-196	0
11-01-15	vs. Cincinnati	[L 16-10]	A.J. Green	11-118	1
11-08-15	vs. Oakland	[W 38-35]	Michael Crabtree	7-108	2
11-15-15	vs. Cleveland	[W 30-9]	Travis Benjamin	7-113	0
11-29-15	at Seattle	[L 39-30]	Doug Baldwin	6-145	3
12-13-15	at Cincinnati	[W 33-20]	A.J. Green	6-132	1
12-20-15	vs. Denver	[W 34-27]	Emmanuel Sanders	10-181	1
9-12-16	at Washington	[W 38-16]	DeSean Jackson	6-102	0
9-18-16	vs. Cincinnati	[W 24-16]	Giovani Bernard (RB)	9-100	1
9-25-16	at Philadelphia	[L 34-3]	Darren Sproles (RB)	6-128	1
10-9-16	vs. NY Jets	[W 31-13]	Brandon Marshall	8-114	1
11-6-16	at Baltimore	[L 21-14]	Mike Wallace	4-124	1
11-13-16	vs. Dallas	[L 35-30]	Dez Bryant	6-116	1
12-4-16	vs. NY Giants	[W 24-14]	Odell Beckham Jr.	10-100	0
1-8-17*	vs. Miami	[W 30-12]	Jarvis Landry	11-102	0
1-22-17*	at New England	[L 36-17]	Chris Hogan	9-180	2
			Julian Edelman	8-118	1
10-29-17	at Detroit	[W 20-15]	Marvin Jones Jr.	6-128	0
11-12-17	at Indianapolis	[W 20-17]	Chester Rogers	6-104	1
11-16-17	Tennessee	[W 40-17]	Rishard Matthews	5-113	1
12-17-17	New England	[L 27-24]	Rob Gronkowski (TE)	9-168	0
12-31-17	Cleveland	[W 28-24]	Josh Gordon	4-115	0

Since 1970 NFL Merger

Total Games with Opponents 100-Yards Receiving: 212 Wins: 106 Losses: 95 Ties: 1
 Total Home Games with Opponents 100-Yards Receiving: 95 Wins: 59 Losses: 34 Ties: 1
 Total Away Games with Opponents 100-Yards Receiving: 104 Wins: 47 Losses: 57
 Total Neutral Games with Opponents 100-Yards Receiving: 3 Wins: 1 Losses: 2

*AFC Playoff game

2017 Final Regular-Season Statistics (Won 13, Lost 3)

Schedule

Date	W-L	Score	Opponent	Attendance
9/10	W	21-18	at Cleveland	67,431
9/17	W	26-9	Minnesota	65,971
9/24	L	23-17	at Chicago	61,172
10/1	W	26-9	at Baltimore	71,126
10/8	L	30-9	Jacksonville	66,237
10/15	W	19-13	at Kansas City	76,994
10/22	W	29-14	Cincinnati	65,363
10/29	W	20-15	at Detroit	64,983
11/12	W	20-17	at Indianapolis	66,146
11/16	W	40-17	Tennessee	60,703
11/26	W	31-28	Green Bay	62,147
12/4	W	23-20	at Cincinnati	56,029
12/10	W	39-38	Baltimore	60,069
12/17	L	27-24	New England	68,574
12/25	W	34-6	at Houston	71,842
12/31	W	28-24	Cleveland	50,704

Team Statistics

	Pittsburgh	Opponent
Total First Downs	348	270
Rushing	96	89
Passing	217	157
Penalty	35	24
3rd Down: Made/Att	92/209	72/199
3rd Down Pct.	44.0%	36.2%
4th Down: Made/Att	3/8	6/19
4th Down Pct.	37.5%	31.6%
Possession Avg.	31:56	28:04
Total Net Yards	6047	4910
Avg. Per Game	377.9	306.9
Total Plays	1051	940
Avg. Per Play	5.8	5.2
Net Yards Rushing	1667	1693
Avg. Per Game	104.2	105.8
Total Rushes	437	385
Net Yards Passing	4380	3217
Avg. Per Game	273.8	201.1
Sacked/Yards Lost	24/154	56/393
Gross Yards	4534	3610
Attempts/Completions	590/384	499/297
Completion Pct.	65.1%	59.5%
Had Intercepted	15	16
Punts/Average	64/43.2	77/45.1
Net Punting Avg.	39.8	42.4
Penalties/Yards	101/896	110/1041
Fumbles/Ball Lost	15/5	19/6
Touchdowns	43	36
Rushing	12	14
Passing	29	20
Returns	2	2

Score by Period

	Q1	Q2	Q3	Q4	Ot	Pts
Steelers	79	137	87	103	0	406
Opponents	65	84	91	62	6	308

Passing

	Att	Cmp	Yds	Cmp%	TD	Int	Long	Sack/Lost	Rating
Roethlisberger	561	360	4251	64.2%	28	14	97t	21/139	93.4
Jones	28	23	239	82.1%	1	1	46	3/15	99.3
Golden	1	1	44	100.0%	0	0	44	0/0	118.8
Steelers	590	384	4534	65.1%	29	15	97t	24/154	94.1
Opponents	499	297	3610	59.5%	20	16	75t	56/393	81.8

Scoring

	TD	Ru	Pa	Rt	PAT	FG	2Pt	Pts
Boswell	0	0	0	0	37/39	35/38	0	142
Bell	11	9	2	0	0/0	0/0	0	66
Brown	9	0	9	0	0/0	0/0	1	56
Smith-Schuster	8	0	7	1	0/0	0/0	0	48
Bryant	3	0	3	0	0/0	0/0	1	20
James	3	0	3	0	0/0	0/0	0	18
Nix	2	1	1	0	0/0	0/0	0	12
Grimble	1	0	1	0	0/0	0/0	0	6
Heyward-Bey	1	1	0	0	0/0	0/0	0	6
Rogers	1	0	1	0	0/0	0/0	0	6
Chickillo	1	0	0	1	0/0	0/0	0	6
Ridley	1	1	0	0	0/0	0/0	0	6
McDonald	1	0	1	0	0/0	0/0	0	6
Hunter	1	0	1	0	0/0	0/0	0	6
Steelers	43	12	29	237/3935/38	2	406		
Opponents	36	14	20	228/3120/24	2	308		

2-Pt. Conversions: Team 2/4, Opponents: 2/4
Sacks: Heyward 12.0, Williams 8.0, Watt 7.0, Dupree 6.0, Hilton 4.0, Alualu 4.0, Chickillo 3.0, Tuitt 3.0, Hargrave 2.0, Walton 2.0, Davis 1.0, Harrison 1.0, Fort 1.0, Spence 1.0, Haden 1.0
Team: 56.0, Opponents: 24.0

Rushing

	No.	Yds	Avg	Long	TD
Bell	321	1291	4.0	27	9
Conner	32	144	4.5	23	0
Ridley	26	108	4.2	21	1
Roethlisberger	28	47	1.7	14	0
Heyward-Bey	2	32	16.0	29t	1
Toussaint	6	25	4.2	7	0
Bryant	6	22	3.7	13	0
Watson	5	8	1.6	3	0
Nix	3	0	0.0	1t	1
Jones	8	-10	-1.3	0	0
Steelers	437	1667	3.8	29t	12
Opponents	385	1693	4.4	90t	14

Receiving

	No.	Yds	Avg	Long	TD
Brown	101	1533	15.2	57	9
Bell	85	655	7.7	42	2
Smith-Schuster	58	917	15.8	97t	7
Bryant	50	603	12.1	51	3
James	43	372	8.7	32	3
Rogers	18	149	8.3	18t	1
McDonald	14	188	13.4	28	1
Grimble	5	32	6.4	12	1
Hunter	4	23	5.8	7	1
Heyward-Bey	2	47	23.5	44	0
Toussaint	2	9	4.5	7	0
Nix	2	6	3.0	5	1
Conner	0	0	0	0	0
Steelers	384	4534	11.8	97t	29
Opponents	297	3610	12.2	75t	20

Interceptions

	No.	Yds	Avg	Long	TD
Davis	3	76	25.3	41	0
Shazier	3	2	0.7	2	0
Hilton	2	45	22.5	26	0
Sensabaugh	1	32	32.0	32	0
Watt	1	17	17.0	17	0
Williams	1	13	13.0	13	0
Haden	1	1	1.0	1	0
Wilcox	1	0	0.0	0	0
Burns	1	0	0.0	0	0
Golden	1	-1	-1.0	-1	0
Gay	1	-1	-1.0	-1	0
Steelers	16	184	11.5	41	0
Opponents	15	152	10.1	51t	2

Punting

	No.	Yds	Avg	Net	TB	In	Lg	B
Berry	64	2763	43.2	39.8	2	26	62	0
Steelers	64	2763	43.2	39.8	2	26	62	0
Opponents	77	3469	45.1	42.4	0	30	62	1

Punt Returns

	Ret	FC	Yds	Avg	Long	TD
Rogers	19	10	146	7.7	27	0
Brown	11	10	61	5.5	16	0
Steelers	30	20	207	6.9	27	0
Opponents	23	24	177	7.7	32	0

Kickoff Returns

	No.	Yds	Avg	Long	TD
Smith-Schuster	9	240	26.7	96t	1
Bryant	9	151	16.8	38	0
Watson	7	140	20.0	25	0
Toussaint	6	94	15.7	23	0
Golden	1	5	5.0	5	0
Grimble	1	0	0.0	0	0
Steelers	33	630	19.1	96t	1
Opponents	43	906	21.1	40	0

Field Goals

	1-19	20-29	30-39	40-49	50+
Boswell	0/0	10/10	12/14	9/10	4/4
Steelers	0/0	10/10	12/14	9/10	4/4
Opponents	1/1	2/2	5/5	10/12	2/4

Boswell: (1)46G, 29G, 37G, 43G(35B, 32G)
 (31G, 49G, 44N)(29G, 34G, 20G)(24G)
 (22G, 24G, 41G, 49G, 25G)(34G, 38G)
 (41G, 37N, 33G)(41G, 28G, 50G, 26G)(53G)
 (30G, 37G, 38G)(52G, 43G, 24G, 46G)(51G)
 (34G, 36G))
TM: (1)46G, 29G, 37G, 43G(35B, 32G)
 (31G, 49G, 44N)(29G, 34G, 20G)(24G)
 (41G, 37N, 33G)(41G, 28G, 50G, 26G)(53G)
 (30G, 37G, 38G)(52G, 43G, 24G, 46G)(51G)
 (34G, 36G))
OPP: (24G)(42G)(47N, 24G, 32G)(62N, 42G)
 (47G)(46G, 33G)(48G, 37G, 51G, 34G, 19G)
 (48G)(48B, 44G)(57N)(35G, 41G)(47G)(46G)
 (1)(51G)

2016 Final Regular-Season Statistics (Won 11, Lost 5)

Schedule

Date	W-L	Score	Opponent	Attendance
9/12	W	38-16	at Washington	79,124
9/18	W	24-16	Cincinnati	65,072
9/25	L	34-3	at Philadelphia	69,596
10/2	W	43-14	Kansas City	61,278
10/9	W	31-13	N.Y. Jets	66,385
10/16	L	30-15	at Miami	65,351
10/23	L	27-16	New England	66,009
11/6	L	21-14	at Baltimore	71,286
11/13	L	35-30	Dallas	67,737
11/20	W	24-9	at Cleveland	67,431
11/24	W	28-7	at Indianapolis	66,583
12/4	W	24-14	N.Y. Giants	65,825
12/11	W	27-20	at Buffalo	69,657
12/18	W	24-20	at Cincinnati	62,096
12/25	W	31-27	Baltimore	66,276
1/1	W	27-24	Cleveland	55,921

Team Statistics

	Pittsburgh	Opponent
Total First Downs	336	313
Rushing	97	95
Passing	210	184
Penalty	29	34
3rd Down: Made/Att	83/202	88/214
3rd Down Pct.	41.1%	41.1%
4th Down: Made/Att	9/16	11/21
4th Down Pct.	56.3%	52.4%
Possession Avg.	30:22	29:38
Total Net Yards	5962	5482
Avg. Per Game	372.6	342.6
Total Plays	1026	997
Avg. Per Play	5.8	5.5
Net Yards Rushing	1760	1600
Avg. Per Game	110.0	100.0
Total Rushes	409	369
Net Yards Passing	4202	3882
Avg. Per Game	262.6	242.6
Sacked/Yards Lost	21/175	38/259
Gross Yards	4377	4141
Attempts/Completions	596/381	590/381
Completion Pct.	63.9%	64.6%
Had Intercepted	15	13
Punts/Average	69/44.9	70/43.4
Net Punting Avg.	40.2	38.8
Penalties/Yards	113/1068	109/920
Fumbles/Ball Lost	16/3	21/10
Touchdowns	47	36
Rushing	13	15
Passing	33	20
Returns	1	1

Score by Period

	Q1	Q2	Q3	Q4	Ot	Pts
Steelers	95	94	59	145	6	399
Opponents	62	83	74	105	3	327

Passing

	Att	Cmp	Yds	Cmp%	TD	Int	Long	Sack/Lost	Rating
Roethlisberger	509	328	3819	64.4%	29	13	72t	17/141	95.4
L. Jones	86	53	558	61.6%	4	2	51	4/34	86.3
Bell	1	0	0	0.0%	0	0	0	0/0	39.6
Steelers	596	381	4377	63.9%	33	15	72t	21/175	93.9
Opponents	590	381	4141	64.6%	20	13	95t	38/259	87.3

Scoring

	TD	Ru	Pa	Rt	PAT	FG	2Pt	Pts
Boswell	0	0	0	0	036/3621	25	0	99
Brown	12	0	12	0	0/0	0/0	0	72
Bell	9	7	2	0	0/0	0/0	1	56
D. Williams	6	4	2	0	0/0	0/0	0	36
Heyward-Bey	3	1	2	0	0/0	0/0	0	18
Rogers	3	0	3	0	0/0	0/0	0	18
James	3	0	3	0	0/0	0/0	0	18
Coates	2	0	2	0	0/0	0/0	0	12
Grimble	2	0	2	0	0/0	0/0	0	12
Hamilton	2	0	2	0	0/0	0/0	0	12
Bullock	0	0	0	0	1/1	3/3	0	10
Wheaton	1	0	1	0	0/0	0/0	1	8
Green	1	0	1	0	0/0	0/0	0	6
Roethlisberger	1	1	0	0	0/0	0/0	0	6
Ayers	1	0	1	0	0/0	0/0	0	6
Hargrave	1	0	0	1	0/0	0/0	0	6
D.Johnson	0	0	0	0	0/0	0/0	1	3
Steelers	47	13	33	137/3724	28	2	329	
Opponents	36	15	20	129/3226	31	2	327	

2-Pt. Conversions: Steelers 3/9, Opponents:

2/4

Sacks: Harrison 5.0, Dupree 4.5, Tuitt 4.0, Shazier 3.5, Moats 3.5, Heyward 3.0, Timmons 2.5, Chickillo 2.5, Hargrave 2.0, V. Williams 2.0, Davis 1.5, Gay 1.0, Mathews 1.0, McCullers 1.0, J.Jones 1.0 **Steelers: 38.0, Opponents: 21.0**

Rushing

	No.	Yds	Avg	Long	TD
Bell	261	1268	4.9	44	7
D. Williams	98	343	3.5	17	4
Heyward-Bey	1	60	60.0	60t	1
Toussaint	14	58	4.1	16	0
Roethlisberger	16	14	0.9	14	1
Coates	4	14	3.5	15	0
Brown	3	9	3.0	13	0
Richardson	2	7	3.5	6	0
Rogers	1	6	6.0	6	0
Berry	1	-3	-3.0	-3	0
L. Jones	6	-4	-0.7	0	0
Ayers	2	-12	-6.0	0	0
Steelers	409	1760	4.3	60t	13
Opponents	369	1600	4.3	67	15

Receiving

	No.	Yds	Avg	Long	TD
Brown	106	1284	12.1	51	12
Bell	75	616	8.2	32	2
Rogers	48	594	12.4	39	3
James	39	338	8.7	24	3
Coates	21	435	20.7	72t	2
Green	18	304	16.9	37	1
D. Williams	18	118	6.6	20	2
Hamilton	17	234	13.8	39	2
Grimble	11	118	10.7	20t	2
Johnson	7	80	11.4	26	0
Heyward-Bey	6	114	19.0	46	2
Ayers	6	53	8.8	15	1
Wheaton	4	51	12.8	30t	1
Toussaint	3	33	11.0	15	0
Nix	2	5	2.5	3	0
Steelers	381	4377	11.5	72t	33
Opponents	381	4141	10.9	95t	20

Interceptions

	No.	Yds	Avg	Long	TD
Burns	3	13	4.3	9	0
Shazier	3	0	0.0	0	0
Timmons	2	74	37.0	58	0
Mitchell	1	26	26.0	26	0
J. Jones	1	20	20.0	20	0
Gay	1	0	0.0	0	0
Davis	1	0	0.0	0	0
Harrison	1	0	0.0	0	0
Steelers	13	133	10.2	58	0
Opponents	15	220	14.7	67	0

Punting

	No.	Yds	Avg	Net	TB	In	Lg	B
Berry	68	3100	45.6	40.2	3	25	64	1
Steelers	69	3100	44.9	40.2	3	25	64	1
Opponents	70	3039	43.4	38.8	7	23	58	0

Punt Returns

	Ret	FC	Yds	Avg	Long	TD
Brown	15	15	140	9.3	33	0
Rogers	7	4	45	6.4	15	0
Steelers	22	19	185	8.4	33	0
Opponents	28	17	269	9.6	39	0

Kickoff Returns

	No.	Yds	Avg	Long	TD
Toussaint	13	278	21.4	33	0
Coates	6	150	25.0	44	0
Hamilton	5	83	16.6	20	0
J. Gilbert	3	69	23.0	32	0
Brown	1	23	23.0	23	0
Steelers	28	603	21.5	44	0
Opponents	29	717	24.7	72	0

Field Goals

	1-19	20-29	30-39	40-49	50+
Boswell	0/0	2/2	8/9	11/12	0/2
Bullock	0/0	0/0	2/2	1/1	0/0
Steelers	0/0	2/2	10/11	12/13	0/2
Opponents	0/0	8/9	10/10	7/9	1/3
Boswell:	(46G)(49G)(36B,40G)(
	(47G)(42N,32G,46G,44G,54N)(
	(39G,55N,25G)(32G,33G,22G)()(37G,39G)				
	(45G,49G,49G,40G,49G,30G)(38G)(
TM:	(46G)(49G)(36B,40G)()(47G)(
	(42N,32G,46G,44G,54N)()(39G,55N,25G)				
	(32G,33G,22G)()(44G,34G,38G)(37G,39G)				
	(45G,49G,49G,40G,49G,30G)(38G)(
OPP:	(31G,40G,34G)(25G,33G,21G)(29G,38G)				
	(49N)(35G,48G)(30G,23G,30G,24B,50N)				
	(49G,42G)(37G,53G,46G)(24G)(52N)()				
	(23G,22G)(41G,38G,46G,23G)(49N,34G)				

2015 Final Regular-Season Statistics (Won 10, Lost 6)

Schedule

Date	W-L	Score	Opponent	Attendance
9/10	L	28-21	at New England	66,829
9/20	W	43-18	San Francisco	66,472
9/27	W	12-6	at St. Louis	52,433
10/1	L	23-20/OT	Baltimore	66,929
10/12	W	24-20	at San Diego	67,658
10/18	W	25-13	Arizona	63,846
10/25	L	23-13	at Kansas City	76,365
11/1	L	16-10	Cincinnati	64,750
11/8	W	38-35	Oakland	65,520
11/15	W	30-9	Cleveland	64,402
11/29	L	39-30	at Seattle	69,055
12/6	W	45-10	Indianapolis	58,701
12/13	W	33-20	at Cincinnati	65,564
12/20	W	34-27	Denver	67,234
12/27	L	20-17	at Baltimore	71,261
1/3	W	28-12	at Cleveland	66,693

Team Statistics

	Pittsburgh	Opponent
Total First Downs	331	327
Rushing	91	71
Passing	207	231
Penalty	33	25
3rd Down: Made/Att	75/193	90/225
3rd Down Pct.	38.9%	40.0%
4th Down: Made/Att	4/12	7/24
4th Down Pct.	33.3%	29.2%
Possession Avg.	29:24	30:36
Total Net Yards	6327	5809
Avg. Per Game	395.4	363.1
Total Plays	1011	1055
Avg. Per Play	6.3	5.5
Net Yards Rushing	1724	1459
Avg. Per Game	107.8	91.2
Total Rushes	388	382
Net Yards Passing	4603	4350
Avg. Per Game	287.7	271.9
Sacked/Yards Lost	33/219	48/311
Gross Yards	4822	4661
Attempts/Completions	590/391	625/402
Completion Pct.	66.3%	64.3%
Had Intercepted	21	17
Punts/Average	59/42.6	70/43.8
Net Punting Avg.	39.1	38.8
Penalties/Yards	94/868	121/1149
Fumbles/Ball Lost	16/7	27/13
Touchdowns	45	35
Rushing	16	6
Passing	26	29
Returns	3	0

Score by Period

	Q1	Q2	Q3	Q4	OT	Pts
Steelers	63	134	81	145	0	423
Opponents	64	92	37	123	3	319

Passing

	Att	Cmp	Yds	Cmp%	TD	Int	Long	Sack/Lost	Rating
Roethlisberger	469	319	3938	68.0%	21	16	69t	20/141	94.5
L.Jones	55	32	513	58.2%	3	4	88t	2/17	77.3
Vick	66	40	371	60.6%	2	1	72t	10/53	79.8
A.Brown	0	0	0	0.0%	0	0	0	1/8	0.0
Steelers	590	391	4822	66.3%	26	21	88t	33/219	91.2
Opponents	625	402	4661	64.3%	29	17	80t	48/311	90.9

Scoring

	TD	Ru	Pa	Rt	PAT	FG	2Pt	Pts
Boswell	0	0	0	0	26/27	29/32	0	113
A. Brown	11	0	10	1	0/0	0/0	2	70
Williams	11	11	0	0	0/0	0/0	1	68
Bryant	7	1	6	0	0/0	0/0	0	42
Wheaton	5	0	5	0	0/0	0/0	1	32
Scobee	0	0	0	0	6/7	6/10	0	24
Bell	3	3	0	0	0/0	0/0	0	18
Miller	2	0	2	0	0/0	0/0	1	14
Heyward-Bey	2	0	2	0	0/0	0/0	0	12
James	1	0	1	0	0/0	0/0	1	8
Johnson	1	1	0	0	0/0	0/0	1	8
Blake	1	0	0	1	0/0	0/0	0	6
Gay	1	0	0	1	0/0	0/0	0	6
Toussaint	0	0	0	0	0/0	0/0	1	2
Steelers	45	16	26	332	3435	42	8	223
Opponents	35	6	29	029	3226	31	1	1319

2-Pt. Conversions: Steelers 8/11, Opponents:

1/3

Sacks: Heyward 7.0, Tuitt 6.5, Harrison 5.0, Timmons 5.0, Moats 4.0, Allen 4.0, Dupree 4.0, Shazier 3.5, J. Jones 2.0, Blake 1.0, Boykin 1.0, McLendon 1.0, Spence 1.0, Gay 1.0, Williams 0.5, McCullers 0.5
Steelers: 47.0, Opponents: 33.0

Rushing

	No.	Yds	Avg	Long	TD
Williams	200	907	4.5	55	11
Bell	113	556	4.9	42	3
Vick	20	99	5.0	24	0
Toussaint	18	42	2.3	7	0
Bryant	5	37	7.4	13	1
Roethlisberger	15	29	1.9	13	0
A. Brown	3	28	9.3	16	0
Todman	4	22	5.5	11	0
Johnson	4	7	1.8	6	1
Miller	1	2	2.0	2	0
Jac. Jones	5	-5	-1.0	0	0
Steelers	388	1724	4.4	55	16
Opponents	382	1459	3.8	44	6

Receiving

	No.	Yds	Avg	Long	TD
A. Brown	136	1834	13.5	59	10
Miller	60	535	8.9	27	2
Bryant	50	765	15.3	88t	6
Wheaton	44	749	17.0	72t	5
Williams	40	367	9.2	34	0
Bell	24	136	5.7	20	0
Heyward-Bey	21	314	15.0	66	2
James	8	56	7.0	20	1
Johnson	2	16	8.0	11	0
Nix	2	16	8.0	10	0
Spaeth	2	10	5.0	6	0
Murphy	1	16	16.0	16	0
Coates	1	11	11.0	11	0
Toussaint	0	0	0	0	0
Villanueva	0	0	0	0	0
Todman	0	0	0	0	0
Roethlisberger	0	-3	0	-3	0
Steelers	391	4822	12.3	88t	26
Opponents	402	4661	11.6	80t	29

Interceptions

	No.	Yds	Avg	Long	TD
Mitchell	3	16	5.3	9	0
Blake	2	112	56.0	70t	1
Cockrell	2	62	31.0	37	0
Gay	2	30	15.0	23t	1
Golden	1	27	27.0	27	0
W.Allen	1	20	20.0	20	0
Harrison	1	6	6.0	6	0
J. Jones	1	5	5.0	5	0
Tuitt	1	3	3.0	3	0
Boykin	1	1	1.0	1	0
Timmons	1	0	0.0	0	0
Shazier	1	0	0.0	0	0
Steelers	17	282	16.6	70t	2
Opponents	21	241	11.5	54	0

Punting

	No.	Yds	Avg	Net	TB	In	Lg	B
Berry	59	2511	42.6	39.1	2	28	79	0
Steelers	59	2511	42.6	39.1	2	28	79	0
Opponents	70	3066	43.8	38.8	6	23	67	0

Punt Returns

	Ret	FC	Yds	Avg	Long	TD
A. Brown	22	13	212	9.6	71t	1
Jac. Jones	6	4	19	3.2	14	0
Steelers	28	17	231	8.3	71t	1
Opponents	19	21	165	8.7	25	0

Kickoff Returns

	No.	Yds	Avg	Long	TD
Archer	14	354	25.3	38	0
Jac. Jones	9	220	24.4	36	0
Wheaton	5	105	21.0	28	0
Todman	1	22	22.0	22	0
Steelers	29	701	24.2	38	0
Opponents	54	1200	22.2	60	0

Field Goals

	1-19	20-29	30-39	40-49	50+
Boswell	1/1	9/9	8/8	9/12	2/2
Scobee	0/0	2/2	1/1	3/7	0/0
Steelers	1/1	11/11	9/9	12/19	2/2
Opponents	0/0	7/7	7/7	9/11	3/6
Scobee:	[44N, 46N, 44G, 24G] [] [21G, 41G] [45G, 36G, 49N, 41N]				
Boswell:	[47G] [47G, 48G, 51G, 28G] [24G, 36G] [32G] [34G, 38N, 41N, 18G] [24G, 34G, 25G] [44G, 25G, 22G] [29G, 51G, 47N, 42G] [42G, 47G, 45G, 31G] [24G, 41G] [34G] [48N, 39G, 21G]				
Opponents:	[] [47G] [49G, 27G] [40G, 42G, 52G] [60N, 40G, 54G] [47N, 31G, 39G] [30G, 22G, 27G, 54N] [44G, 45G, 42N, 44G] [] [23G] [] [35G] [54N, 46G, 27G] [] [37G, 50G] [29G, 39G, 33G, 29G]				

● Team Record

2014 Final Regular-Season Statistics (Won 11, Lost 5)

Schedule

Date	W-L	Score	Opponent	Attendance
9/7	W	30-27	Cleveland	64,598
9/11	L	26-6	at Baltimore	71,181
9/21	W	37-19	at Carolina	73,945
9/28	L	27-24	Tampa Bay	62,910
10/5	W	17-9	at Jacksonville	66,198
10/12	L	31-10	at Cleveland	67,431
10/20	W	30-23	Houston	56,375
10/26	W	51-34	Indianapolis	62,479
11/2	W	43-23	Baltimore	63,971
11/9	L	20-13	at N.Y. Jets	78,160
11/17	W	27-24	at Tennessee	69,143
11/30	L	35-32	New Orleans	61,916
12/7	W	42-21	at Cincinnati	65,512
12/14	W	27-20	at Atlanta	71,161
12/21	W	20-12	Kansas City	60,865
12/28	W	27-17	Cincinnati	64,697

Team Statistics

	Pittsburgh	Opponent
Total First Downs	379	314
Rushing	98	88
Passing	243	193
Penalty	38	33
3rd Down: Made/Att	93/208	71/189
3rd Down Pct.	44.7%	37.6%
4th Down: Made/Att	5/10	10/14
4th Down Pct.	50.0%	71.4%
Possession Avg.	32:24	27:36
Total Net Yards	6577	5654
Avg. Per Game	411.1	353.4
Total Plays	1068	944
Avg. Per Play	6.2	6.0
Net Yards Rushing	1752	1605
Avg. Per Game	109.5	100.3
Total Rushes	423	368
Net Yards Passing	4825	4049
Avg. Per Game	301.6	253.1
Sacked/Yards Lost	33/172	33/194
Gross Yards	4997	4243
Attempts/Completions	612/411	543/350
Completion Pct.	67.2%	64.5%
Had Intercepted	10	11
Punts/Average	62/43.0	68/45.3
Net Punting Avg.	38.2	39.7
Penalties/Yards	103/834	97/835
Fumbles/Ball Lost	16/11	20/10
Touchdowns	49	40
Rushing	10	9
Passing	33	30
Returns	6	1

Score by Period

	Q1	Q2	Q3	Q4	Ot	Pts
Steelers	65	167	52	152	0	436
Opponents	77	104	88	99	0	368

Passing

	Att	Cmp	Yds	Cmp%	TD	Int	Long	Sack/Lost	Rating
Roethlisberger	608	408	4952	67.1%	32	9	94t	33/172	103.3
Golden	1	1	25	100.0%	0	0	25	0/0	118.8
A. Brown	2	2	20	100.0%	1	0	17	0/0	147.9
Wing	1	0	0	0.0%	0	1	0	0/0	0.0
Steelers	612	411	4997	67.2%	33	10	94t	33/172	103.2
Opponents	543	350	4243	64.5%	30	11	81t	33/194	98.3

Scoring

	TD	Ru	Pa	Rt	PAT	FG	2Pt	Pts
Suisham	0	0	0	0	045/4529/32	0	1	32
A. Brown	14	0	13	1	0/0	0/0	1	86
Bell	11	8	3	0	0/0	0/0	0	66
Miller	8	0	8	0	0/0	0/0	0	48
Bryant	3	0	3	0	0/0	0/0	1	20
Gay	3	0	0	3	0/0	0/0	0	18
Moore	2	0	2	0	0/0	0/0	1	14
Blount	2	2	0	0	0/0	0/0	0	12
Wheaton	2	0	2	0	0/0	0/0	0	12
Spaeth	1	0	1	0	0/0	0/0	1	8
McCain	1	0	0	1	0/0	0/0	0	6
Palmer	1	0	1	0	0/0	0/0	0	6
Golden	1	0	0	1	0/0	0/0	0	6
Steelers	49	10	33	645/4529/32	4	436		
Opponents	40	9	30	138/3830/32	0	368		

Sacks: Hayward 7.5, Worlds 7.5, Harrison 5.5, Moats 4.0, Jones 2.0, Timmons 2.0, McLendon 1.0, Spence 1.0, Tuitt 1.0, Keisel 1.0, Thomas 0.5
Steelers: 33.0, Opponents: 33.0
2-Pt. Conversions: Steelers 4/4, Opponents: 0/2

Rushing

	No.	Yds	Avg	Long	TD
Bell	290	1361	4.7	81	8
Blount	65	266	4.1	50	2
Archer	10	40	4.0	15	0
Roethlisberger	33	27	0.8	8	0
Wheaton	4	19	4.8	12	0
Harris	9	16	1.8	4	0
A. Brown	4	13	3.3	9	0
Bryant	3	12	4.0	9	0
Johnson	2	0	0.0	0	0
Wing	1	0	0.0	0	0
Gradkowski	2	-2	-1.0	-1	0
Steelers	423	1752	4.1	81	10
Opponents	368	1605	4.4	41	9

Receiving

	No.	Yds	Avg	Long	TD
A. Brown	129	1698	13.2	63t	13
Bell	83	854	10.3	48	3
Miller	66	761	11.5	49	3
Wheaton	53	644	12.2	47t	2
Bryant	26	549	21.1	94t	8
Moore	14	198	14.1	29	2
J. Brown	12	94	7.8	18	0
Archer	7	23	3.3	15	0
Johnson	6	41	6.8	18	0
Blount	6	36	6.0	13	0
Spaeth	3	46	15.3	33t	1
Heyward-Bey	3	33	11.0	17	0
Blake	1	25	25.0	25	0
Palmer	1	1	1.0	1t	1
Pouncey	1	0	0.0	0	0
Roethlisberger	0	-6	0	-6	0
Steelers	411	4997	12.2	94t	33
Opponents	350	4243	12.1	81t	30

Interceptions

	No.	Yds	Avg	Long	TD
Gay	3	113	37.7	52t	3
McCain	3	56	18.7	31	1
C. Allen	2	27	13.5	27	0
Worlds	1	30	30.0	30	0
Keisel	1	16	16.0	16	0
Blake	1	0	0.0	0	0
Steelers	11	242	22.0	52t	4
Opponents	10	29	2.9	13	0

Punting

	No.	Yds	Avg	Net	TB	In	Lg	B
Wing	61	2668	43.7	38.8	4	20	74	0
Steelers	62	2668	43.0	38.2	4	20	74	0
Opponents	68	3078	45.3	39.7	3	20	69	0

Punt Returns

	Ret	FC	Yds	Avg	Long	TD
A. Brown	30	16	319	10.6	71t	1
Archer	1	0	2	2.0	2	0
Williams	1	0	0	0.0	0	0
Steelers	32	16	321	10.0	71t	1
Opponents	27	18	221	8.2	33	0

Kickoff Returns

	No.	Yds	Avg	Long	TD
Wheaton	20	494	24.7	41	0
Archer	9	161	17.9	23	0
Blount	5	103	20.6	29	0
A. Brown	1	0	0.0	0	0
Steelers	35	758	21.7	41	0
Opponents	54	1249	23.1	108t	1

Field Goals

	1-19	20-29	30-39	40-49	50+
Suisham	0/0	12/13	6/6	10/10	1/3
Steelers	0/0	12/13	6/6	10/10	1/3
Opponents	0/0	12/12	11/11	6/7	1/2
Suisham:	(36G,34G,41G)	(25G,43G)	(42G,24G,45G)	(25G,50N)(24G)(20G)	(44G,30G,40G)(53G,23N,27G)(49G,23G)
Suisham:	(49G,31G,54N,47G)	(22G,44G)	(38G,38G)	(23G,23G)(29G,25G)	(39G,25G)(30G,23G,22G,20G)
Opponents:	(40G,40G)(50G,27G)(43G,35G,36G)(40G)	(39G,38G,31G)(31G,23G)(46G)(23G,45N,30G)	(20G)(28G,22G)(35G,25G,43G,23G)	(39G,50N)	

● Team Record

2013 Final Regular-Season Statistics (Won 8, Lost 8)

Schedule

Date	W-L	Score	Opponent	Attendance
9/8	L	16-9	Tennessee	61,585
9/16	L	20-10	at Cincinnati	64,585
9/22	L	40-23	Chicago	61,575
9/29	L	34-27	at Minnesota	83,518
10/13	W	19-6	at N.Y. Jets	76,957
10/20	W	19-16	Baltimore	62,295
10/27	L	21-18	at Oakland	52,950
11/3	L	55-31	at New England	68,756
11/10	W	23-10	Buffalo	60,406
11/17	W	37-27	Detroit	57,905
11/24	W	27-11	at Cleveland	71,513
11/28	L	22-20	at Baltimore	71,005
12/8	L	34-28	Miami	52,489
12/15	W	30-20	Cincinnati	45,873
12/22	W	38-31	at Green Bay	77,999
12/29	W	20-7	Cleveland	56,361

Team Statistics

	Pittsburgh	Opponent
Total First Downs	312	303
Rushing	81	106
Passing	207	174
Penalty	24	23
3rd Down: Made/Att	82/216	91/230
3rd Down Pct.	38.0%	39.6%
4th Down: Made/Att	9/15	9/20
4th Down Pct.	60.0%	45.0%
Possession Avg.	30:53	29:07
Total Net Yards	5400	5402
Avg. Per Game	337.5	337.6
Total Plays	1023	1036
Avg. Per Play	5.3	5.2
Net Yards Rushing	1383	1849
Avg. Per Game	86.4	115.6
Total Rushes	394	433
Net Yards Passing	4017	3553
Avg. Per Game	251.1	222.1
Sacked/Yards Lost	43/289	34/198
Gross Yards	4306	3751
Attempts/Completions	586/377	569/329
Completion Pct.	64.3%	57.8%
Had Intercepted	14	10
Punts/Average	76/41.1	79/43.0
Net Punting Avg.	35.2	35.8
Penalties/Yards	80/677	92/798
Fumbles/Ball Lost	16/10	21/10
Touchdowns	41	41
Rushing	9	18
Passing	28	21
Returns	4	2

Score by Period

	Q1	Q2	Q3	Q4	OT	Pts
Steelers	78	87	106	108	0	379
Opponents	84	108	57	121	0	370

Passing

	Att	Cmp	Yds	Cmp%	TD	Int	Long	Sack/Lost	Rating
Roethlisberger	584	375	4261	64.2%	28	14	67	42/282	92.0
McBriar	1	1	30	100.0%	0	0	30	0/0	118.8
Brown	1	1	15	100.0%	0	0	15	1/7	118.8
Steelers	586	377	4306	64.3%	28	14	67	43/289	92.3
Opponents	569	329	3751	57.8%	21	10	81t	34/198	82.7

Scoring

	TD	Ru	Pa	Rt	PAT	FG	2Pt	Pts
Suisham	0	0	0	0	039/3930/32	0	0	129
Cotchery	10	0	10	0	0/0	0/0	0	60
Brown	9	0	8	1	0/0	0/0	0	54
Bell	8	0	0	0	0/0	0/0	0	48
Sanders	6	0	6	0	0/0	0/0	1	38
Polamalu	1	0	0	1	0/0	0/0	0	6
Roethlisberger	1	0	0	0	0/0	0/0	0	6
Miller	1	0	1	0	0/0	0/0	0	6
Spaeth	1	0	1	0	0/0	0/0	0	6
Gay	1	0	0	1	0/0	0/0	0	6
Allen	1	0	0	1	0/0	0/0	0	6
Johnson	1	0	1	0	0/0	0/0	0	6
Moye	1	0	1	0	0/0	0/0	0	6
Steelers	41	9	28	439/3930/32	1	379		
Opponents	41	18	21	238/3928/31	1	370		

Sacks: Worldis 8.0, Heyward 5.0, Woodley 5.0, Keisel 4.0, Timmons 3.0, Hood 3.0, Woods 2.0, Polamalu 2.0, Gay 1.0, Jones 1.0 **Steelers:** 34.0, **Opponents:** 43.0

2-Pt. Conversions: Steelers 1-2, Opponents 1-2

Rushing

	No.	Yds	Avg	Long	TD
Bell	244	860	3.5	43	8
Dwyer	49	197	4.0	30	0
Jones	48	184	3.8	14	0
Roethlisberger	27	99	3.7	19	1
Sanders	1	25	25.0	25	0
Stephens-Howling	6	19	3.2	5	0
Redman	10	12	1.2	8	0
Brown	7	4	0.6	10	0
Cotchery	1	-5	-5.0	-5	0
Suisham	1	-12	-12.0	-12	0
Steelers	394	1383	3.5	43	9
Opponents	433	1849	4.3	93t	18

Receiving

	No.	Yds	Avg	Long	TD
Brown	110	1499	13.6	56	8
Sanders	67	740	11.0	55t	6
Miller	58	593	10.2	31	1
Cotchery	46	602	13.1	36	10
Bell	45	399	8.9	43	0
Jones	9	63	7.0	15	0
Dwyer	8	64	8.0	23	0
Johnson	8	41	5.1	9	1
Paulson	6	102	17.0	34	0
Wheaton	6	64	10.7	21	0
Johnson	4	70	17.5	32	0
Redman	4	14	3.5	7	0
Moye	2	20	10.0	19	1
Stephens-Howling	2	11	5.5	7	0
Spaeth	1	11	11.0	11t	1
Palmer	1	8	8.0	8	0
Roethlisberger	0	5	0	5	0
Gilbert	0	0	0	0	0
Steelers	377	4306	11.4	56	28
Opponents	329	3751	11.4	81t	21

Interceptions

	No.	Yds	Avg	Long	TD
Clark	2	50	25.0	37	0
Allen	2	43	21.5	40t	1
Polamalu	2	36	18.0	19t	1
Timmons	2	26	13.0	23	0
Allen	1	27	27.0	27	0
Gay	1	21	21.0	21t	1
Steelers	10	203	20.3	40t	3
Opponents	14	170	12.1	57	1

Punting

	No.	Yds	Avg	Net	TB	In	Lg	B
McBriar	40	1652	41.3	35.0	3	13	70	1
Mesko	34	1445	42.5	36.7	2	3	65	0
Roethlisberger	1	28	28.0	28.0	0	1	28	0
Steelers	75	3125	41.1	35.7	5	17	70	1
Opponents	79	3397	43.0	35.8	8	22	61	0

Punt Returns

	Ret	FC	Yds	Avg	Long	TD
Brown	32	23	409	12.8	67t	1
Steelers	32	23	409	12.8	67t	1
Opponents	35	16	313	8.9	43	0

Kickoff Returns

	No.	Yds	Avg	Long	TD
Jones	23	510	22.2	42	0
Sanders	10	268	26.8	46	0
Dwyer	4	90	22.5	27	0
Wheaton	2	37	18.5	25	0
Stephens-Howling	1	25	25.0	25	0
Brown	1	16	16.0	16	0
Heyward	1	11	11.0	11	0
Palmer	1	5	5.0	5	0
Steelers	43	962	22.4	46	0
Opponents	55	1225	22.3	73	0

Field Goals

	1-19	20-29	30-39	40-49	50+
Suisham	0/0	9/9	13/15	8/8	0/0
Steelers	0/0	9/9	13/15	8/8	0/0
Opponents	1/1	8/8	10/10	8/10	1/2
Suisham:	(21G,35G)(45G,45G)(33G)	(20G,34G,34G)(29G,28G,52G,54N)	(42G,47G,42G)(48G,27G)(30G)(35G,31G,23G)	(22G)(46G,41G,42G)(49G)(32G)(24N,40G,53N)	(41G)
Opponents:	(26G)(38G)(32G,43G)(1)	(22G,38G,47G,40G)(48G)(48G,45G)	(51N,50G,23G)(22G,33N,46G)(26G,41N,39G)	(28G,32G)(45G,23G)(51G,39G)(50G,21G)	(41G,56N,43G)(39N,51G)

2012 Final Regular-Season Statistics (Won 8, Lost 8)

Schedule

Date	W-L	Score	Opponent	Attendance
9/9	L	31-19	at Denver	76,823
9/16	W	27-10	N.Y. Jets	64,511
9/23	L	34-31	at Oakland	62,373
10/7	W	16-14	Philadelphia	64,737
10/11	L	26-23	at Tennessee	69,143
10/21	W	24-17	at Cincinnati	63,411
10/28	W	27-12	Washington	62,371
11/4	W	24-20	at N.Y. Giants	80,991
11/12	W	16-13/OT	Kansas City	57,644
11/18	L	13-10	Baltimore	63,446
11/25	L	20-14	at Cleveland	69,661
12/2	W	23-20	at Baltimore	71,442
12/9	L	34-24	San Diego	61,359
12/16	L	27-24/OT	at Dallas	95,595
12/23	L	13-10	Cincinnati	63,236
12/30	W	24-10	Cleveland	51,831

Team Statistics

	Pittsburgh	Opponent
Total First Downs	307	273
Rushing	80	78
Passing	202	169
Penalty	25	26
3rd Down: Made/Att	94/224	73/206
3rd Down Pct.	42.0%	35.4%
4th Down: Made/Att	6/13	8/11
4th Down Pct.	46.2%	72.7%
Possession Avg.	32:07	27:53
Total Net Yards	5324	4413
Avg. Per Game	332.8	275.8
Total Plays	1023	951
Avg. Per Play	5.2	4.6
Net Yards Rushing	1537	1450
Avg. Per Game	96.1	90.6
Total Rushes	412	391
Net Yards Passing	3787	2963
Avg. Per Game	236.7	185.2
Sacked/Yards Lost	37/225	37/196
Gross Yards	4012	3159
Attempts/Completions	574/354	523/299
Completion Pct.	61.7%	57.2%
Had Intercepted	14	10
Punts/Average	79/43.0	88/45.2
Net Punting Avg.	37.2	40.0
Penalties/Yards	92/938	100/882
Fumbles/Ball Lost	33/16	19/10
Touchdowns	36	33
Rushing	8	9
Passing	27	19
Returns	1	5

Score by Period

	Q1	Q2	Q3	Q4	OT	Pts
Steelers	57	114	71	91	3	336
Opponents	60	103	78	70	3	314

Passing

	Att	Cmp	Yds	Cmp%	TD	Int	Long	Sack/Lost	Rating
Roethlisberger	449	284	3265	63.3%	26	8	82t	30/182	97.0
Batch	70	45	475	64.3%	1	4	43	3/12	64.9
Leftwich	53	25	272	47.2%	0	1	37	3/24	54.9
Brown	2	0	0	0.0%	0	1	0	0/0	0.0
Sanders	0	0	0	0.0%	0	0	0	1/7	0.0
Steelers	574	354	4012	61.7%	27	14	82t	37/225	88.1
Opponents	523	299	3159	57.2%	19	10	71t	37/196	79.0

Scoring

	TD	Ru	Pa	Rt	PAT	FG	2Pt	Pts
Suisham	0	0	0	0	034/3428/31	0	0	118
Miller	8	0	8	0	0/0	0/0	1	50
Wallace	8	0	8	0	0/0	0/0	0	48
Brown	5	0	5	0	0/0	0/0	0	30
Redman	2	2	0	0	0/0	0/0	0	12
Dwyer	2	2	0	0	0/0	0/0	0	12
Rainey	2	2	0	0	0/0	0/0	0	12
Pope	2	0	2	0	0/0	0/0	0	12
Timmons	1	0	0	1	0/0	0/0	0	6
Mendenhall	1	0	1	0	0/0	0/0	0	6
Sanders	1	0	1	0	0/0	0/0	0	6
Burress	1	0	1	0	0/0	0/0	0	6
Leftwich	1	1	0	0	0/0	0/0	0	6
Batch	1	1	0	0	0/0	0/0	0	6
Johnson	1	0	1	0	0/0	0/0	0	6
Steelers	36	8	27	134/3428/31	1	136		
Opponents	33	9	19	530/3128/33	1	334		

Sacks: Timmons 6.0, Harrison 6.0, Worldis 5.0, Keisel 4.5, Foote 4.0, Woodley 4.0, Hood 3.0, McLendon 2.0, Heyward 1.5, Polamalu 1.0
Steelers: 37.0, Opponents: 37.0
2-PT Conversions: Steelers 1-2, Opponents: 1-2

Rushing

	No.	Yds	Avg	Long	TD
Dwyer	156	623	4.0	34	2
Redman	110	410	3.7	28	2
Mendenhall	51	182	3.6	20	0
Rainey	26	102	3.9	19	2
Roethlisberger	26	92	3.5	14	0
Batch	25	49	2.0	10	1
Leftwich	1	31	31.0	31t	1
Brown	7	24	3.4	13	0
Wallace	5	7	1.4	13	0
Johnson	2	7	3.5	5	0
Gilreath	1	7	7.0	7	0
Sanders	1	4	4.0	4	0
Suisham	1	-1	-1.0	-1	0
Steelers	412	1537	3.7	34	8
Opponents	391	1450	3.7	64t	9

Receiving

	No.	Yds	Avg	Long	TD
Miller	71	816	11.5	43	8
Brown	66	787	11.9	60t	5
Wallace	64	836	13.1	82t	8
Sanders	44	626	14.2	37	1
Redman	19	244	12.8	55	0
Dwyer	18	106	5.9	15	0
Cotchery	17	205	12.1	24	0
Johnson	15	137	9.1	26	1
Rainey	14	60	4.3	14	0
Mendenhall	9	62	6.9	15	1
Paulson	7	51	7.3	9	0
Batch	4	31	7.8	15	0
Burress	3	42	14.0	18	1
Pope	3	9	3.0	7	2
Starks	0	0	0	0	0
Colon	0	0	0	0	0
Gilreath	0	0	0	0	0
Steelers	354	4012	11.3	82t	27
Opponents	299	3159	10.6	71t	19

401

Interceptions

	No.	Yds	Avg	Long	TD
Timmons	3	80	26.7	53t	1
Clark	2	26	13.0	26	0
Allen	2	6	3.0	6	0
Woodley	1	11	11.0	11	0
Taylor	1	3	3.0	3	0
Polamalu	1	1	1.0	1	0
Steelers	10	127	12.7	53t	1
Opponents	14	168	12.0	43t	2

Punting

	No.	Yds	Avg	Net	TB	In	Lg	B
Butler	77	3374	43.8	37.8	6	26	79	1
Roethlisberger	1	26	26.0	26.0	0	1	26	0
Steelers	78	3400	43.0	37.6	6	27	79	1
Opponents	88	3979	45.2	40.0	8	35	64	0

Punt Returns

	Ret	FC	Yds	Avg	Long	TD
Brown	27	8	183	6.8	29	0
Sanders	9	9	93	10.3	63	0
Rainey	3	0	16	5.3	13	0
Gilreath	2	2	8	4.0	5	0
Steelers	41	19	300	7.3	63	0
Opponents	30	20	306	10.2	63t	1

Kickoff Returns

	No.	Yds	Avg	Long	TD
Rainey	39	1035	26.5	68	0
Sanders	1	27	27.0	27	0
Paulson	1	16	16.0	16	0
Johnson	1	8	8.0	8	0
Pope	1	0	0.0	0	0
Steelers	43	1086	25.3	68	0
Opponents	46	1103	24.0	51	0

Field Goals

	1-19	20-29	30-39	40-49	50+
Suisham	0/0	7/8	8/8	12/12	1/3
Steelers	0/0	7/8	8/8	12/12	1/3
Opponents	0/0	8/8	6/8	10/11	4/6

Suisham: (21G,35G)(45G,45G)(33G)
(20G,34G,34G)(29G,28G,52G,54N)
(42G,47G,42G)(48G,27G)(30G)(35G,31G,23G)
(22G)(46G,41G,42G)(49G)(32G)(24N,40G,53N)
(41G)

Opponents: (26G)(38G)(32G,43G)(1)
(22G,38G,47G,40G)(48G)(48G,45G)
(51N,50G,23G)(22G,33N,46G)(26G,41N,39G)
(28G,32G)(45G,23G)(51G,39G)(50G,21G)
(41G,56N,43G)(39N,51G)

2011 Final Regular-Season Statistics (Won 12, Lost 4)

Schedule

Date	W-L	Score	Opponent	Attendance
9/11	L	35-7	at Baltimore	71,434
9/18	W	24-0	Seattle	63,663
9/25	W	23-20	at Indianapolis	66,309
10/2	L	17-10	at Houston	71,585
10/9	W	38-17	Tennessee	63,875
10/16	W	17-13	Jacksonville	62,934
10/23	W	32-20	at Arizona	62,475
10/30	W	25-17	New England	64,424
11/6	L	23-20	Baltimore	64,851
11/13	W	24-17	at Cincinnati	63,262
11/27	W	13-9	at Kansas City	72,173
12/4	W	35-7	Cincinnati	63,697
12/8	W	14-3	Cleveland	60,754
12/19	L	20-3	at San Francisco	69,732
12/24	W	27-0	St. Louis	60,081
1/1	W	13-9	at Cleveland	68,266

Team Statistics

	Pittsburgh	Opponent
Total First Downs	341	264
Rushing	96	82
Passing	221	156
Penalty	24	26
3rd Down: Made/Att	90/196	86/221
3rd Down Pct.	45.9%	38.9%
4th Down: Made/Att	3/8	8/13
4th Down Pct.	37.5%	61.5%
Possession Avg.	32:33	27:27
Total Net Yards	5957	4348
Avg. Per Game	372.3	271.8
Total Plays	1015	964
Avg. Per Play	5.9	4.5
Net Yards Rushing	1903	1597
Avg. Per Game	118.9	99.8
Total Rushes	434	399
Net Yards Passing	4054	2751
Avg. Per Game	253.4	171.9
Sacked/Yards Lost	42/279	35/230
Gross Yards	4333	2981
Attempts/Completions	539/341	530/289
Completion Pct.	63.3%	54.5%
Had Intercepted	15	11
Punts/Average	60/44.7	87/43.6
Net Punting Avg.	38.6	38.9
Penalties/Yards	101/854	96/777
Fumbles/Ball Lost	16/13	13/4
Touchdowns	36	23
Rushing	13	7
Passing	21	15
Returns	2	1

Score by Period

	Q1	Q2	Q3	Q4	OT	Pts
Steelers	69	121	63	72	0	325
Opponents	43	71	56	57	0	227

Passing

	Att	Cmp	Yds	Cmp%	TD	Int	Long	Sack/Lost	Rating
Roethlisberger	513	324	4077	63.2%	21	14	95t	40/269	90.1
Batch	24	15	208	62.5%	0	1	46	2/10	72.9
Sepulveda	1	1	33	100.0%	0	0	33	0/0	118.8
Sanders	1	1	15	100.0%	0	0	15	0/0	118.8
Steelers	539	341	4333	63.3%	21	15	95t	42/279	89.7
Opponents	530	289	2981	54.5%	15	11	73t	35/230	71.7

Scoring

	TD	Ru	Pa	Rt	PAT	FG	2Pt	Pts
Suisham	0	0	0	0	036/3623/31	0	0	105
Mendenhall	9	9	0	0	0/0	0/0	0	54
Wallace	8	0	8	0	0/0	0/0	0	48
Brown	3	0	2	1	0/0	0/0	0	18
Redman	3	3	0	0	0/0	0/0	0	18
Cotchery	2	0	2	0	0/0	0/0	0	12
Miller	2	0	2	0	0/0	0/0	0	12
Sanders	2	0	2	0	0/0	0/0	0	12
Ward	2	0	2	0	0/0	0/0	0	12
Clay	1	1	0	0	0/0	0/0	0	6
Johnson	1	0	1	0	0/0	0/0	0	6
Moore	1	0	1	0	0/0	0/0	0	6
Polamalu	1	0	0	1	0/0	0/0	0	6
Saunders	1	0	1	0	0/0	0/0	0	6
Steelers	36	13	21	236/3623/31	0	0	325	
Opponents	23	7	15	121/2122/27	1	227		

Sacks: Harrison 9.0, Woodley 9.0, Kiesel 3.0, Worlds 3.0, Farrior 2.0, Timmons 2.0, Foote 1.5, Hood 1.5, Clark 1.0, Heyward 1.0, McLendon 1.0, Polamalu 1.0 **Steelers: 35.0, Opponents: 42.0**

2-PT. Conversions: Steelers 0-0, Opponents: 1-2

Rushing

	No.	Yds	Avg	Long	TD
Mendenhall	228	928	4.1	68	9
Redman	110	479	4.4	27	3
Moore	22	157	7.1	21	0
Dwyer	16	123	7.7	76	0
Roethlisberger	31	70	2.3	11	0
Wallace	5	57	11.4	21	0
Brown	7	41	5.9	10	0
Clay	10	41	4.1	10t	1
Miller	1	6	6.0	6	0
Cotchery	1	3	3.0	3	0
Batch	3	-2	-0.7	0	0
Steelers	434	1903	4.4	76	13
Opponents	399	1597	4.0	42t	7

Receiving

	No.	Yds	Avg	Long	TD
Wallace	72	1193	16.6	95t	8
Brown	69	1108	16.1	79t	2
Miller	51	631	12.4	39	2
Ward	46	381	8.3	31	2
Sanders	22	288	13.1	32	2
Mendenhall	18	154	8.6	35	0
Redman	18	78	4.3	12	0
Cotchery	16	237	14.8	36	2
Johnson	12	91	7.6	25	1
Moore	11	104	9.5	24	1
Saunders	4	29	7.3	14	1
Mundy	1	33	33.0	33	0
Dwyer	1	6	6.0	6	0
Steelers	341	4333	12.7	95t	21
Opponents	289	2981	10.3	73t	15

Interceptions

	No.	Yds	Avg	Long	TD
Polamalu	2	33	16.5	33	0
Taylor	2	29	14.5	29	0
Gay	2	12	6.0	12	0
Clark	1	10	10.0	10	0
Lewis	1	9	9.0	9	0
Mundy	1	5	5.0	5	0
Woodley	1	1	1.0	1	0
Timmons	1	0	0.0	0	0
Steelers	11	99	9.0	33	0
Opponents	15	201	13.4	31	0

Punting

	No.	Yds	Avg	Net	TB	In	Lg	B
Kapinos	34	1530	45.0	38.3	1	10	59	0
Sepulveda	25	1153	46.1	39.1	5	8	66	1
Steelers	60	2683	44.7	38.6	6	18	66	1
Opponents	87	3789	43.6	38.9	3	30	63	0

Punt Returns

	Ret	FC	Yds	Avg	Long	TD
Brown	30	26	325	10.8	60t	1
Sanders	3	0	22	7.3	10	0
Steelers	33	26	347	10.5	60t	1
Opponents	29	13	245	8.4	20	0

Kickoff Returns

	No.	Yds	Avg	Long	TD
Brown	27	737	27.3	52	0
Sanders	5	93	18.6	25	0
Cotchery	1	19	19.0	19	0
Moore	1	10	10.0	10	0
Redman	1	18	18.0	18	0
Steelers	35	877	25.1	52	0
Opponents	43	1018	23.7	45	0

Field Goals

	1-19	20-29	30-39	40-49	50+
Suisham	2/2	8/8	6/8	6/11	1/2
Steelers	2/2	8/8	6/8	6/11	1/2
Opponents	1/1	8/8	2/4	10/12	1/2

Suisham: (1)(20G,41N)(48G,36N,44G,38G)
 (30B,26G)(19G)(21G,46N)(41G,42G,39G)
 (33G,21G,23G,44N) (36G,30G)(39G)(21G,49G)
 (50N)(51G,48N)(21G,49G)(45N,19G,29G)
Opponent: (29G,30G)(1)(21G,25G)(25G)(29G)
 (46G,45G)(1)(46G,42N)(18G,40N,43G,51G)(43G)
 (41G,49G,40G) (33B)(20G)(22G,38G)(52N,33N)
 (26G,45G,49G)

• Team Record

2010 Final Regular-Season Statistics (Won 12, Lost 4)

Schedule

Date	W-L	Score	Opponent	Attendance
9/12	W	15-9/OT	Atlanta	63,609
9/19	W	19-11	at Tennessee	69,143
9/26	W	38-13	at Tampa Bay	61,036
10/3	L	17-14	Baltimore	64,729
10/17	W	28-10	Cleveland	65,168
10/24	W	23-22	at Miami	69,867
10/31	L	20-10	at New Orleans	70,011
11/8	W	27-21	at Cincinnati	65,626
11/14	L	39-26	New England	64,359
11/21	W	35-3	Oakland	64,987
11/28	W	19-16/OT	at Buffalo	69,642
12/5	W	13-10	at Baltimore	71,418
12/12	W	23-7	Cincinnati	57,501
12/19	L	22-17	N.Y. Jets	62,568
12/23	W	27-3	Carolina	61,748
1/2	W	41-9	at Cleveland	68,303

Team Statistics

	Pittsburgh	Opponent
Total First Downs	295	272
Rushing	106	61
Passing	175	182
Penalty	14	29
3rd Down: Made/Att	94/218	70/209
3rd Down Pct.	43.1%	33.5%
4th Down: Made/Att	2/5	10/16
4th Down Pct.	40.0%	62.5%
Possession Avg.	31:53	28:07
Total Net Yards	5525	4429
Avg. Per Game	345.3	276.8
Total Plays	993	974
Avg. Per Play	5.6	4.5
Net Yards Rushing	1924	1004
Avg. Per Game	120.3	62.8
Total Rushes	471	333
Net Yards Passing	3601	3425
Avg. Per Game	225.1	214.1
Sacked/Yards Lost	43/289	48/319
Gross Yards	3890	3744
Attempts/Completions	479/298	593/363
Completion Pct.	62.2%	61.2%
Had Intercepted	9	21
Punts/Average	74/44.3	81/40.4
Net Punting Avg.	37.3	36.4
Penalties/Yards	100/903	86/716
Fumbles/Ball Lost	22/9	28/14
Touchdowns	41	22
Rushing	15	5
Passing	22	15
Returns	4	2

Score by Period

	Q1	Q2	Q3	Q4	OT	Pts
Steelers	58	148	43	117	9	375
Opponents	49	42	39	102	0	232

Passing

	Att	Cmp	Yds	Cmp%	TD	Int	Long	Sack/Lost	Rating
Roethlisberger	389	240	3200	61.7%	17	5	56t	32/220	97.0
Batch	49	29	352	59.2%	3	3	46t	4/21	76.2
Dixon	32	22	254	68.8%	0	1	52	5/41	79.4
Leftwich	7	5	42	71.4%	0	0	14	2/7	86.6
Randle El	2	2	42	100.0%	2	0	39t	0/0	158.3
Steelers	479	298	3890	62.2%	22	9	56t	43/289	95.3
Opponents	593	363	3744	61.2%	15	21	67	48/319	73.1

Scoring

	TD	Ru	Pa	Rt	PAT	FG	2Pt	Pts
Mendenhall	13	0	0	0	0/0	0/0	0	78
Reed	0	0	0	0	019/1915/22	0	64	64
Suisham	0	0	0	0	019/1914/15	0	61	61
Wallace	10	0	10	0	0/0	0/0	0	60
Ward	5	0	5	0	0/0	0/0	0	30
Miller	2	0	2	0	0/0	0/0	0	12
Redman	2	0	2	0	0/0	0/0	0	12
Roethlisberger	2	0	0	0	0/0	0/0	0	12
Sanders	2	0	0	0	0/0	0/0	0	12
Woodley	1	0	0	1	0/0	0/0	0	6
Spaeth	1	0	1	0	0/0	0/0	0	6
Keisel	1	0	0	1	0/0	0/0	0	6
Polamalu	1	0	0	1	0/0	0/0	0	6
Brown	1	0	0	1	0/0	0/0	0	6
Moore	0	0	0	0	0/0	0/0	2	4
Steelers	41	15	22	438/3829/37	2	3	2	375
Opponents	22	5	15	218/1926/30	1	2	32	132

Sacks: Harrison 10.5, Woodley 10.0, Farrior 6.0,

Hood 3.0, Keisel 3.0, Timmons 3.0, Gay 2.0,

McFadden 2.0, Worlds 2.0, Eason 1.5, Foote

1.0, Hampton 1.0, Madison 1.0, Polamalu 1.0,

Taylor 1.0

Steelers: 48.0, Opponents: 43.0

2-Pt. Conversions: Steelers 2-2, Opponents: 1-3

Rushing

	No.	Yds	Avg	Long	TD
Mendenhall	324	1273	3.9	50t	13
Redman	52	247	4.8	23	0
Roethlisberger	34	176	5.2	31	2
Moore	33	99	3.0	18	0
Wallace	5	39	7.8	19	0
Dixon	5	32	6.4	21	0
Batch	7	30	4.3	24	0
Dwyer	9	28	3.1	7	0
Randle El	1	2	2.0	2	0
Ward	1	-2	-2.0	-2	0
Steelers	471	1924	4.1	50t	15
Opponents	333	1004	3.0	24	5

Receiving

	No.	Yds	Avg	Long	TD
Wallace	60	1257	21.0	56t	10
Ward	59	755	12.8	43	5
Miller	42	512	12.2	36	2
Sanders	28	376	13.4	35	2
Moore	26	205	7.9	29	0
Mendenhall	23	167	7.3	24	0
Randle El	22	253	11.5	34	0
Brown	16	167	10.4	26	0
Spaeth	9	80	8.9	13	1
Redman	9	72	8.0	16t	2
Johnson	4	46	11.5	25	0
Battle	0	0	0	0	0
Steelers	298	3890	13.1	56t	22
Opponents	363	3744	10.3	67	15

Interceptions

	No.	Yds	Avg	Long	TD
Polamalu	7	101	14.4	45t	1
Clark	2	34	17.0	23	0
Harrison	2	2	1.0	2	0
McFadden	2	-3	-1.5	0	0
Taylor	2	9	4.5	9	0
Timmons	2	5	2.5	5	0
Woodley	2	22	11.0	14t	1
Keisel	1	79	79.0	79t	1
Madison	1	-1	-1.0	-1	0
Steelers	21	248	11.8	79t	3
Opponents	9	122	13.6	62	1

Punting

	No.	Yds	Avg	Net	TB	In	Lg	B
Sepulveda	56	2550	45.5	39.4	8	16	62	0
Kapinos	14	576	41.1	32.3	2	5	59	0
Suisham	3	115	38.3	34.3	0	1	39	0
Roethlisberger	1	35	35.0	15.0	1	0	35	0
Steelers	74	3276	44.3	37.3	11	22	62	0
Opponents	80	3275	40.4	36.4	5	36	67	1

Punt Returns

	Ret	FC	Yds	Avg	Long	TD
Brown	19	1	110	5.8	21	0
Randle El	14	17	56	4.0	15	0
Sanders	4	1	60	15.0	38	0
Steelers	37	19	226	6.1	38	0
Opponents	32	25	294	9.2	38	0

Kickoff Returns

	No.	Yds	Avg	Long	TD
Sanders	25	628	25.1	48	0
Brown	17	397	23.4	89t	1
Redman	4	81	20.3	21	0
Moore	3	47	15.7	17	0
Steelers	49	1153	23.5	89t	1
Opponents	77	1540	20.0	97t	1

Field Goals

	1-19	20-29	30-39	40-49	50+
Reed	2/2	6/7	5/5	0/4	2/4
Suisham	1/1	4/4	1/1	8/9	0/0
Steelers	3/3	10/11	6/6	8/13	2/4
Opponents	1/1	10/10	10/10	5/8	0/1

Steelers:(52G,55N,36G,34G,40N)
(36G,34G,25G,27G)(24G)(49N,45N)(
(22G,39G,18G)(19G,51N)(25G,53G,46N)
(22G,26N)(45G,46G,48G,41G)(45G,19G)
(23G,35G,41G)(42G)(26G,29G,41N)(41G,24G)
Opponent:(46N,49G,39G,23G)(21G)(40G,24G)
(46N,33G)(39G)(39G,23G,22G,37G,40G)
(31G,23G)(51N,45N)(31G,36G)(41G)
(29G,32G,49G)(24G)(1)(25G,34G)(27G)(19G)

• Team Record

2009 Final Regular-Season Statistics (Won 9, Lost 7)

Schedule

Date	W-L	Score	Opponent	Attendance
9/10	W	13-10/OT	Tennessee	65,110
9/20	L	17-14	at Chicago	62,231
9/27	L	23-20	at Cincinnati	64,538
10/4	W	38-28	San Diego	64,045
10/11	W	28-20	at Detroit	59,333
10/18	W	27-14	Cleveland	64,398
10/25	W	27-17	Minnesota	65,597
11/9	W	28-10	at Denver	76,716
11/15	L	18-12	Cincinnati	65,392
11/22	L	27-24/OT	at Kansas City	70,261
11/29	L	20-17/OT	at Baltimore	71,314
12/6	L	27-24	Oakland	61,820
12/10	L	13-6	at Cleveland	69,009
12/20	W	37-36	Green Bay	57,452
12/27	W	23-20	Baltimore	64,068
1/3	W	30-24	at Miami	70,102

Team Statistics

	Pittsburgh	Opponent
Total First Downs	331	274
Rushing	96	70
Passing	210	186
Penalty	25	18
3rd Down: Made/Att	80/203	96/227
3rd Down Pct.	39.4%	42.3%
4th Down: Made/Att	8/12	7/10
4th Down Pct.	66.7%	70.0%
Possession Avg.	32:13	27:47
Total Net Yards	5941	4885
Avg. Per Game	371.3	305.3
Total Plays	1014	967
Avg. Per Play	5.9	5.1
Net Yards Rushing	1793	1438
Avg. Per Game	112.1	89.9
Total Rushes	428	372
Net Yards Passing	4148	3447
Avg. Per Game	259.3	215.4
Sacked/Yards Lost	50/348	47/314
Gross Yards	4496	3761
Attempts/Completions	536/351	548/319
Completion Pct.	65.5%	58.2%
Had Intercepted	14	12
Punts/Average	72/42.7	86/42.8
Net Punting Avg.	37.1	37.8
Penalties/Yards	85/769	102/903
Fumbles/Ball Lost	21/11	21/10
Touchdowns	41	37
Rushing	10	7
Passing	28	22
Returns	3	8

Score by Period

	Q1	Q2	Q3	Q4	OT	Pts
Steelers	81	126	61	97	3	368
Opponents	52	75	56	135	6	324

Passing

	Att	Cmp	Yds	Cmp%	TD	Int	Long	Sack/Lost	Rating
Roethlisberger	506	337	4328	66.6%	26	12	60t	50/348	100.5
Dixon	26	12	145	46.2%	1	1	33t	0/0	60.6
Batch	2	1	17	50.0%	0	0	17	0/0	79.2
Moore	1	1	6	100.0%	1	0	6t	0/0	131.3
Holmes	1	0	0	0.0%	0	1	0	0/0	0.0
Steelers	536	351	4496	65.5%	28	14	60t	50/348	98.1
Opponents	548	319	3761	58.2%	22	12	83t	47/314	83.5

Scoring

	TD	Ru	Pa	Rt	PAT	FG	2Pt	Pts
Reed	0	0	0	0	041/4127	31	0	122
Mendenhall	8	7	1	0	0/0	0/0	0	48
Miller	6	0	0	0	0/0	0/0	0	36
Wallace	6	0	0	0	0/0	0/0	0	36
Ward	6	0	0	0	0/0	0/0	0	36
Holmes	5	0	5	0	0/0	0/0	0	30
Moore	2	0	2	0	0/0	0/0	0	12
Roethlisberger	2	2	0	0	0/0	0/0	0	12
Carter	1	0	0	1	0/0	0/0	0	6
Dixon	1	1	0	0	0/0	0/0	0	6
Fox	1	0	0	1	0/0	0/0	0	6
Parker	1	0	1	0	0/0	0/0	0	6
Spaeth	1	0	1	0	0/0	0/0	0	6
Woodley	1	0	0	1	0/0	0/0	0	6
Steelers	41	10	28	341/4127	31	0	368	228
Opponents	37	7	22	832/3222	29	2	324	228

Sacks: Woodley 13.5, Harrison 10.0, Timmons 7.0, Keisel 3.0, Farris 3.0, Hampton 2.5, Smith 2.0, Carter 1.0, Gay 1.0, Hood 1.0, Kirschke 1.0, Taylor 1.0 **Steelers: 46.0, Opponents: 50.0**

2-Pt. Conversions: Steelers 0-0, Opponents: 2-5

Rushing

	No.	Yds	Avg	Long	TD
Mendenhall	242	1108	4.6	60	7
Parker	98	389	4.0	34	0
Moore	35	118	3.4	15	0
Roethlisberger	40	82	2.1	15	2
Wallace	5	48	9.6	21	0
Dixon	3	27	9.0	24	1
Davis	2	15	7.5	14	0
Holmes	3	6	2.0	7	0
Steelers	428	1793	4.2	60	10
Opponents	372	1438	3.9	37	7

Receiving

	No.	Yds	Avg	Long	TD
Ward	95	1167	12.3	54	6
Holmes	79	1248	15.8	57	5
Miller	76	789	10.4	41	6
Wallace	39	756	19.4	60t	6
Mendenhall	25	261	10.4	26	1
Moore	21	153	7.3	19t	2
Parker	6	64	10.7	27t	1
Spaeth	5	25	5.0	9	1
Johnson	2	9	4.5	5	0
Grisham	1	14	14.0	14	0
Sweed	1	5	5.0	5	0
Logan	1	5	5.0	5	0
Steelers	351	4496	12.8	60t	28
Opponents	319	3761	11.8	83t	22

Interceptions

	No.	Yds	Avg	Long	TD
Polamalu	3	17	5.7	16	0
Clark	3	0	0.0	0	0
Carter	2	53	26.5	48t	1
Farris	1	18	18.0	18	0
Fox	1	82	82.0	82t	1
Taylor	1	20	20.0	20	0
Townsend	1	-1	-1.0	-1	0
Steelers	12	189	15.8	82t	2
Opponents	14	398	28.4	94	2

Punting

	No.	Yds	Avg	Net	TB	In	Lg	B
Sepulveda	72	3074	42.7	37.1	4	29	60	0
Steelers	72	3074	42.7	37.1	4	29	60	0
Opponents	86	3684	42.8	37.8	7	28	63	0

Punt Returns

	Ret	FC	Yds	Avg	Long	TD
Logan	30	15	280	9.3	25	0
Moore	3	9	3	1.0	2	0
Holmes	2	1	6	3.0	3	0
Harrison	1	0	1	1.0	1	0
Steelers	36	25	290	8.1	25	0
Opponents	33	18	325	9.8	55	0

Kickoff Returns

	No.	Yds	Avg	Long	TD
Logan	55*	1466*	26.7	83	0
Moore	4	44	11.0	13	0
Burnett	3	23	7.7	13	0
Wallace	1	26	26.0	26	0
Davis	1	13	13.0	13	0
Mendenhall	1	8	8.0	8	0
Spaeth	1	1	1.0	1	0
Steelers	66	1581	24.0	83	0
Opponents	74	1795	24.3	98	4

Field Goals

	1-19	20-29	30-39	40-49	50+
Reed	1/1	7/7	15/16	4/5	0/2
Steelers	1/1	7/7	15/16	4/5	0/2
Opponents	1/1	9/9	4/7	8/9	0/3
Reed:	(32G, 33G)(38N, 43N)(19G, 24G, 52N)(46G)(32G, 39G)(39G, 27G)(28G, 33G, 35G, 34G)(36G)(44G)(33G, 53N)(27G, 42G)(37G, 34G, 43G)(26G, 39G, 38G)(22G, 21G, 33G)				
Opponents:	(37N, 31B, 45G)(44G)(34G, 52N)(46G, 46G, 49N)(18G)(40G)(51N, 23G, 32G, 32G, 43G)(27G, 22G)(24G, 56N, 29G)(48G, 43G)(29G, 29G)(34N)(27G, 35G)(25G)				

• Team Record

2008 Final Regular-Season Statistics (Won 12, Lost 4)

Schedule

Date	W-L	Score	Opponent	Attendance
9/7	W	38-17	Houston	64,001
9/14	W	10-6	at Cleveland	73,048
9/21	L	15-6	at Philadelphia	69,144
9/29	W	23-20/OT	Baltimore	64,038
10/5	W	26-21	at Jacksonville	65,908
10/19	W	38-10	at Cincinnati	65,860
10/26	L	21-14	N.Y. Giants	64,991
11/3	W	23-6	at Washington	90,512
11/9	L	24-20	Indianapolis	64,043
11/16	W	11-10	San Diego	62,051
11/20	W	27-10	Cincinnati	59,854
11/30	W	33-10	at New England	68,756
12/7	W	20-13	Dallas	60,594
12/14	W	13-9	at Baltimore	71,502
12/21	L	31-14	at Tennessee	69,143
12/28	W	31-0	Cleveland	63,553

Team Statistics

	Pittsburgh	Opponent
Total First Downs	290	240
Rushing	93	73
Passing	179	149
Penalty	18	18
3rd Down: Made/Att	92/224	71/226
3rd Down Pct.	41.1%	31.4%
4th Down: Made/Att	3/12	10/21
4th Down Pct.	25.0%	47.6%
Possession Avg.	31:29	28:31
Total Net Yards	4991	3795
Avg. Per Game	311.9	237.2
Total Plays	1015	974
Avg. Per Play	4.9	3.9
Net Yards Rushing	1690	1284
Avg. Per Game	105.6	80.3
Total Rushes	460	390
Net Yards Passing	3301	2511
Avg. Per Game	206.3	156.9
Sacked/Yards Lost	49/306	51/350
Gross Yards	3607	2861
Attempts/Completions	506/303	533/301
Completion Pct.	59.9%	56.5%
Had Intercepted	15	20
Punts/Average	78/39.8	91/42.5
Net Punting Avg.	35.6	38.5
Penalties/Yards	95/812	91/801
Fumbles/Ball Lost	28/10	22/9
Touchdowns	38	21
Rushing	16	7
Passing	19	12
Returns	3	2

Score by Period

	Q1	Q2	Q3	Q4	OT	Pts
Steelers	47	106	87	104	3	347
Opponents	54	65	29	75	0	223

Passing

	Att	Cmp	Yds	Cmp%	TD	Int	Long	Sack/Lost	Rating
Roethlisberger	469	281	3301	59.9%	17	15	65t	46/284	80.1
Leftwich	36	21	303	58.3%	2	0	50	3/22	104.3
Dixon	1	1	3	100.0%	0	0	3	0/0	79.2
Steelers	506	303	3607	59.9%	19	15	65t	49/306	81.8
Opponents	533	301	2861	56.5%	12	20	65t	51/350	63.4

Scoring

	TD	Ru	Pa	Rt	PAT	FG	2Pt	Pts
Reed	0	0	0	036/3727/31	0	11/17		
Ward	7	0	7	0	0/0	0/0	0	42
Moore	6	5	1	0	0/0	0/0	0	36
Holmes	5	0	5	0	0/0	0/0	0	30
Parker	5	5	0	0	0/0	0/0	0	30
Russell	3	3	0	0	0/0	0/0	0	18
Washington	3	0	3	0	0/0	0/0	0	18
Miller	3	0	3	0	0/0	0/0	0	18
Roethlisberger	2	2	0	0	0/0	0/0	0	12
Carter	1	0	0	1	0/0	0/0	0	6
Leftwich	1	1	0	0	0/0	0/0	0	6
Woodley	1	0	0	1	0/0	0/0	0	6
Townsend	1	0	0	1	0/0	0/0	0	6
J.Harrison	0	0	0	0	0/0	0/0	0	0
Steelers	38	16	19	336/3727/31	0	3	2	227
Opponents	21	7	12	221/2124/27	0	2	0	233

Sacks: J. Harrison 16.0, Woodley 11.5, Aa. Smith 5.5, Timmons 5.0, Farris 3.5, Kirschke 2.0, Foote 1.5, Eason 1.5, Keisel 1.0, Hampton 1.0, Frazier 1.0, McFadden 1.0, Hoke 0.5

Steelers: 51.0, Opponents: 49.0

2-Pt. Conversions: Steelers 0-1, Opponents: 0-0

Rushing

	No.	Yds	Avg	Long	TD
Parker	210	791	3.8	34t	5
Moore	140	588	4.2	32t	5
Roethlisberger	34	101	3.0	17	2
Russell	28	77	2.8	15	3
Mendenhall	19	58	3.1	12	0
C. Davis	12	35	2.9	11	0
Washington	5	18	3.6	8	0
Holmes	2	9	4.5	10	1
Leftwich	4	7	1.8	8t	1
Davenport	2	5	2.5	3	0
Ward	1	4	4.0	4	0
Berger	1	0	0.0	0	0
Dixon	2	-3	-1.5	-1	0
Steelers	460	1690	3.7	34t	16
Opponents	390	1284	3.3	41	7

Receiving

	No.	Yds	Avg	Long	TD
Ward	81	1043	12.9	49	7
Holmes	55	821	14.9	48	5
Miller	48	514	10.7	22	3
Washington	40	631	15.8	65t	3
Moore	40	320	8.0	25	1
Spaeth	17	136	8.0	13	0
Sweed	6	64	10.7	17	0
C. Davis	5	27	5.4	14	0
McHugh	3	24	8.0	15	0
Parker	3	13	4.3	5	0
Mendenhall	2	17	8.5	11	0
Baker	1	6	6.0	6	0
Russell	1	-2	-2.0	-2	0
Roethlisberger	1	-7	-7.0	-7	0
Steelers	303	3607	11.9	65t	19
Opponents	301	2861	9.5	65t	12

Interceptions

	No.	Yds	Avg	Long	TD
Polamalu	7	59	8.4	23	0
Carter	3	64	21.3	32t	1
Townsend	2	27	13.5	25t	1
McFadden	2	0	0.0	0	0
Timmons	1	89	89.0	89	0
J. Harrison	1	33	33.0	33	0
Gay	1	12	12.0	12	0
Woodley	1	6	6.0	6	0
Clark	1	0	0.0	0	0
Taylor	1	0	0.0	0	0
Steelers	20	290	14.5	89	2
Opponents	15	234	15.6	83t	2

Punting

	No.	Yds	Avg	Net	TB	In	Lg	B
Berger	66	2728	41.3	36.4	4	19	61	0
Ernster	12	379	31.6	31.3	0	4	43	0
Steelers	78	3107	39.8	35.6	4	23	61	1
Opponents	90	3868	42.5	38.5	6	28	64	1

Punt Returns

	Ret	FC	Yds	Avg	Long	TD
Holmes	34	7	226	6.6	35	0
Moore	6	12	21	3.5	12	0
Sweed	1	0	0	0.0	0	0
Steelers	41	19	247	6.0	35	0
Opponents	40	17	247	6.2	46	0

Kickoff Returns

	No.	Yds	Avg	Long	TD
Russell	16	371	23.2	43	0
Davenport	10	217	21.7	27	0
Moore	10	185	18.5	24	0
Mendenhall	6	115	19.2	27	0
C. Davis	6	106	17.7	24	0
Carter	1	16	16.0	16	0
Spaeth	1	3	3.0	3	0
Steelers	50	1013	20.3	43	0
Opponents	71	1357	19.1	40	0

Field Goals

	1-19	20-29	30-39	40-49	50+
Reed	1/1	9/9	8/9	8/10	1/2
Steelers	1/1	9/9	8/9	8/10	1/2
Opponents	0/0	11/12	9/9	4/5	0/1

Reed: (44G)(48G)(37G,53G)
(49G,19G,46G)(38G,23G)(21G)(35G)
(42G,24G)(51N,21G,41G,32G)(37G,38G)
(20G,25G,20G,40N,45G)(45N,24G,41G)
(31G,30G)(33N)(22G)

Opponents: (34G)(31G,38G)(31G,31G)
(33G,20G)(26G)(26G,35G,25G,24G)(44G,43G)
(36G)(42N,22G)(26G)(29G,27N)(44G,33G)
(28G,26G,28G)(42G)(53N)

2007 Final Regular-Season Statistics (Won 10, Lost 6)

Schedule

Date	W-L	Score	Opponent	Attendance
9/9	W	34-7	at Cleveland	73,089
9/16	W	26-3	Buffalo	64,307
9/23	W	37-16	San Francisco	64,313
9/30	L	21-14	at Arizona	64,844
10/7	W	21-0	Seattle	64,478
10/21	L	31-28	at Denver	77,038
10/28	W	24-13	at Cincinnati	66,188
11/5	W	38-7	Baltimore	63,457
11/11	W	31-28	Cleveland	64,781
11/18	L	19-16/OT	at N.Y. Jets	77,659
11/26	W	3-0	Miami	57,704
12/2	W	24-10	Cincinnati	58,842
12/9	L	34-13	at New England	68,756
12/16	L	29-22	Jacksonville	58,793
12/20	W	41-24	at St. Louis	65,705
12/30	L	27-21	at Baltimore	71,353

Team Statistics

	Pittsburgh	Opponent
Total First Downs	298	249
Rushing	108	74
Passing	179	158
Penalty	11	17
3rd Down: Made/Att	103/220	87/215
3rd Down Pct.	46.8%	40.5%
4th Down: Made/Att	7/13	6/19
4th Down Pct.	53.8%	31.6%
Possession Avg.	33:18	26:42
Total Net Yards	5239	4262
Avg. Per Game	327.4	266.4
Total Plays	1000	933
Avg. Per Play	5.2	4.6
Net Yards Rushing	2168	1438
Avg. Per Game	135.5	89.9
Total Rushes	511	361
Net Yards Passing	3071	2824
Avg. Per Game	191.9	176.5
Sacked/Yards Lost	47/347	36/243
Gross Yards	3418	3067
Attempts/Completions	442/282	536/292
Completion Pct.	63.8%	54.5%
Had Intercepted	14	11
Punts/Average	68/42.4	82/43.0
Net Punting Yards	37.9	38.6
Penalties/Yards	80/651	73/556
Fumbles/Ball Lost	21/8	30/14
Touchdowns	46	31
Rushing	9	6
Passing	34	22
Returns	3	3

Score by Period

	Q1	Q2	Q3	Q4	OT	Pts
Steelers	75	129	68	121	0	393
Opponents	67	78	70	51	3	269

Passing

	Att	Cmp	Yds	Cmp%	TD	Int	Long	Sack/Lost	Rating
Roethlisberger	404	264	3154	65.3%	32	11	83	47/347	104.1
Batch	36	17	232	47.2%	2	3	59t	0/0	52.1
Sepulveda	1	1	32	100.0%	0	0	32	0/0	118.8
Parker	1	0	0	0.0%	0	0	0	0/0	39.6
Wilson	0	0	0	0.0%	0	0	0	0/0	0.0
Steelers	442	282	3418	63.8%	34	14	83	47/347	99.9
Opponents	536	292	3067	54.5%	22	11	63t	36/243	76.5

Scoring

	TD	Ru	Pa	Rt	PAT	FG	2Pt	Pts
Reed	0	0	0	0	044/4423/25	0	113	
Holmes	8	0	8	0	0/0	0/0	1	50
Ward	7	0	7	0	0/0	0/0	1	44
Davenport	7	5	2	0	0/0	0/0	0	42
Miller	7	0	7	0	0/0	0/0	0	42
Washington	5	0	5	0	0/0	0/0	0	30
Spaeth	3	0	3	0	0/0	0/0	0	18
Parker	2	2	0	0	0/0	0/0	0	12
Roethlisberger	2	2	0	0	0/0	0/0	0	12
Taylor	1	0	0	1	0/0	0/0	0	6
Wilson	1	0	1	0	0/0	0/0	0	6
Rossom	1	0	0	1	0/0	0/0	0	6
Tuman	1	0	1	0	0/0	0/0	0	6
McFadden	1	0	0	1	0/0	0/0	0	6
Steelers	46	9	34	344	4423/25	2	393	
Opponents	31	6	22	329	3018/22	0	269	

Sacks: J. Harrison 8.5, Farrior 6.5, Woodley 4.0, Haggans 4.0, Foote 3.0, Aa. Smith 2.5, Kirschke 2.0, Keisel 2.0, Clark 1.0, Taylor 1.0, Hampton 0.5, Hoke 0.5, Carter 0.5 **Steelers: 36.0, Opponents: 47.0**

2-Pt. Conversions: **Steelers 2-2, Opponents: 0-1**

Rushing

	No.	Yds	Avg	Long	TD
Parker	321	1316	4.1	32	2
Davenport	107	499	4.7	45	5
Roethlisberger	35	204	5.8	30t	2
Davis	17	68	4.0	12	0
Wilson	2	37	18.5	37	0
Russell	7	21	3.0	8	0
Holmes	5	17	3.4	11	0
Ward	3	11	3.7	7	0
Kreider	1	2	2.0	2	0
Washington	1	0	0.0	0	0
Batch	12	-7	-0.6	0	0
Steelers	511	2168	4.2	45	9
Opponents	361	1438	4.0	38	6

Receiving

	No.	Yds	Avg	Long	TD
Ward	71	732	10.3	25	7
Holmes	52	942	18.1	83	8
Miller	47	566	12.0	29	7
Washington	29	450	15.5	40	5
Parker	23	164	7.1	22	0
Wilson	18	207	11.5	18	1
Davenport	18	184	10.2	32t	2
Davis	12	49	4.1	10	0
Spaeth	5	34	6.8	13t	3
Reid	4	54	13.5	25	0
Kreider	1	15	15.0	15	0
Haynes	1	12	12.0	12	0
Tuman	1	9	9.0	9t	1
Steelers	282	3418	12.1	83	34
Opponents	292	3067	10.5	63t	22

Interceptions

	No.	Yds	Avg	Long	TD
Taylor	3	56	18.7	51t	1
An. Smith	2	50	25.0	50	0
Townsend	2	44	22.0	23	0
McFadden	1	50	50.0	50t	1
Harrison	1	20	20.0	20	0
Foote	1	14	14.0	14	0
Farrior	1	0	0.0	0	0
Steelers	11	234	21.3	51t	2
Opponents	14	110	7.9	29	0

Punting

	No.	Yds	Avg	Net	TB	In	Lg	B
Sepulveda	68	2880	42.4	37.9	2	28	59	0
Steelers	68	2880	42.4	37.9	2	28	59	0
Opponents	82	3525	43.0	38.6	6	25	66	0

Punt Returns

	Ret	FC	Yds	Avg	Long	TD
Rossom	36	8	232	6.4	49	0
Wilson	2	1	6	3.0	6	0
Gay	1	0	0	0.0	0	0
Steelers	39	9	238	6.1	49	0
Opponents	31	14	266	8.6	73t	1

Kickoff Returns

	No.	Yds	Avg	Long	TD
Rossom	38	885	23.3	98t	1
Davenport	7	123	17.6	29	0
Reid	6	127	21.2	30	0
Eason	1	10	10.0	10	0
Steelers	52	1145	22.0	98t	1
Opponents	73	1647	22.6	100t	1

Field Goals

	1-19	20-29	30-39	40-49	50+
Reed	0/0	9/9	10/10	4/5	0/1
Steelers	0/0	9/9	10/10	4/5	0/1
Opponents	1/1	8/8	5/5	2/4	2/4

Reed: (26G,31G)(34G,28G,39G,31G)
(36G,49G,35G)(65N)(40G)(22G)(28G,35G,30G)
(37G,33G,48G)(44N,24G)(21G)(23G,44G)
(21G,29G)
Opponents: (24G)(32G,22G,50G)(52N)(49G)
(31G,20G)(52N)(25G,19G,28G,38G)(43N,24G)
(48N,42G,28G)(36G)(52G)(28G,31G)

• Team Record

2006 Final Regular-Season Statistics (Won 8, Lost 8)

Schedule

Date	W-L	Score	Opponent	Attendance
9/7	W	28-17	Miami	64,927
9/18	L	9-0	at Jacksonville	67,164
9/24	L	28-20	Cincinnati	64,922
10/8	L	23-13	at San Diego	67,837
10/15	W	45-7	Kansas City	64,727
10/22	L	41-38/OT	at Atlanta	71,151
10/29	L	20-13	at Oakland	62,385
11/5	L	31-20	Denver	64,661
11/12	W	38-31	New Orleans	61,911
11/19	W	24-20	at Cleveland	73,296
11/26	L	27-0	at Baltimore	70,946
12/3	W	20-3	Tampa Bay	59,843
12/7	W	27-7	Cleveland	55,246
12/17	W	37-3	at Carolina	73,798
12/24	L	31-7	Baltimore	63,224
12/31	W	23-17/OT	at Cincinnati	66,049

Team Statistics

	Pittsburgh	Opponent
Total First Downs	327	269
Rushing	100	72
Passing	201	176
Penalty	26	21
3rd Down: Made/Att	93/217	86/219
3rd Down Pct.	42.9	39.3
4th Down: Made/Att	10/21	6/12
4th Down Pct.	47.6	50.0
Possession Avg.	31:13	28:47
Total Net Yards	5725	4805
Avg. Per Game	357.8	300.3
Total Plays	1041	976
Avg. Per Play	5.5	4.9
Net Yards Rushing	1992	1412
Avg. Per Game	124.5	88.3
Total Rushes	469	408
Net Yards Passing	3733	3393
Avg. Per Game	233.3	212.1
Sacked/Yards Lost	49/293	39/226
Gross Yards	4026	3619
Att./Completions	523/312	529/319
Completion Pct.	59.7	60.3
Had Intercepted	23	20
Punts/Average	65/41.3	86/43.8
Net Punting Avg.	65/36.7	86/38.0
Penalties/Yards	69/611	104/862
Fumbles/Ball Lost	27/14	16/9
Touchdowns	42	36
Rushing	16	9
Passing	23	21
Returns	3	6

Score by Period

	Q1	Q2	Q3	Q4	OT	Pts
Steelers	66	107	58	116	6	353
Opponents	49	98	65	100	3	315

Passing

	Att	Cmp	Yds	Cmp%	TD	Int	Long	Sack/Lost	Rating
Roethlisberger	469	280	3513	59.7	18	23	67t	46/280	75.4
Batch	53	31	492	58.5	5	0	87t	3/13	121.0
Wilson	1	1	21	100.0	0	0	21	0/0	118.8
Steelers	523	312	4026	59.7	23	23	87t	49/293	80.2
Opponents	529	319	3619	60.3	21	20	66t	39/226	78.3

Scoring

	TD	Ru	Pa	Rt	PAT	FG	2Pt	Pts
Reed	0	0	0	0	41/41	20/27	0	101
Parker	16	13	3	0	0/0	0/0	0	96
Ward	6	0	6	0	0/0	0/0	0	36
Miller	5	0	5	0	0/0	0/0	0	30
Washington	4	0	4	0	0/0	0/0	0	24
Holmes	3	0	2	1	0/0	0/0	0	18
Davenport	2	1	1	0	0/0	0/0	0	12
Roethlisberger	2	0	0	0	0/0	0/0	0	12
Porter	1	0	0	1	0/0	0/0	0	6
Tuman	1	0	1	0	0/0	0/0	0	6
Wallace	1	0	0	1	0/0	0/0	0	6
Wilson	1	0	1	0	0/0	0/0	0	6
Steelers	42	16	23	3	41/41	20/27	0	353
Opponents	36	9	21	6	36/36	21/27	0	315

Sacks: Porter 7.0, Haggans 6.0, Keisel 5.5, Aa. Smith 4.5, Farris 4.0, Foote 4.0, Carter 2.0, Kirschke 2.0, Townsend 2.0, Brown 1.0.

Polamalu 1.0 **Steelers: 39.0, Opponents: 49.0**

2-Pt. Conversions: Steelers 0-0, Opponents: 0-0

Rushing

	No.	Yds	Avg	Long	TD
Parker	337	1494	4.4	76	13
Davenport	60	221	3.7	48	1
Roethlisberger	32	98	3.1	20	2
Haynes	15	78	5.2	13	0
Ward	2	30	15.0	21	0
Kuhn	2	18	9.0	16	0
Batch	13	15	1.2	12	0
Wilson	2	14	7.0	14	0
Holmes	1	13	13.0	13	0
Washington	3	8	2.7	8	0
Kreider	1	5	5.0	5	0
McFadden	1	-2	-2.0	-2	0
Steelers	469	1992	4.2	76	16
Opponents	408	1412	3.5	72t	9

Receiving

	No.	Yds	Avg	Long	TD
Ward	74	975	13.2	70t	6
Holmes	49	824	16.8	67t	2
Wilson	37	504	13.6	38t	1
Washington	35	624	17.8	49t	4
Miller	34	393	11.6	87t	5
Parker	31	222	7.2	25t	3
Haynes	18	95	5.3	16	0
Davenport	15	193	12.9	32	1
Rushing	8	62	7.8	15	0
Tuman	7	73	10.4	21	1
Morey	2	29	14.5	15	0
Young	1	17	17.0	17	0
Kuhn	1	15	15.0	15	0
Steelers	312	4026	12.9	87t	23
Opponents	319	3619	11.3	66t	21

Interceptions

	No.	Yds	Avg	Long	TD
Polamalu	3	51	17.0	49	0
McFadden	3	39	13.0	39	0
Porter	2	49	24.5	42t	1
An. Smith	2	40	20.0	20	0
Taylor	2	34	17.0	34	0
Townsend	2	6	3.0	6	0
Wallace	1	30	30.0	30t	1
Kriewaldt	1	12	12.0	12	0
Foote	1	11	11.0	11	0
Farris	1	1	1.0	1	0
Haggans	1	0	0.0	0	0
Clark	1	-1	-1.0	-1	0
Steelers	20	272	13.6	49	2
Opponents	23	441	19.2	100t	3

Punting

	No.	Yds	Avg	Net	TB	In	Lg	B
Gardocki	65	2687	41.3	36.7	4	11	56	0
Steelers	65	2687	41.3	36.7	4	11	56	0
Opponents	86	3769	43.8	38.0	11	31	67	1

Punt Returns

	Ret	FC	Yds	Avg	Long	TD
Holmes	26	21	264	10.2	65t	1
Colclough	4	0	6	1.5	3	0
Wilson	2	1	4	2.0	3	0
Reid	1	0	11	11.0	11	0
Taylor	1	0	0	0.0	0	0
Steelers	34	22	285	8.4	65t	1
Opponents	38	10	219	5.8	47	0

Kickoff Returns

	No.	Yds	Avg	Long	TD
Davenport	21	448	21.3	40	0
Holmes	18	436	24.2	42	0
Morey	8	202	25.3	76	0
Taylor	4	72	18.0	23	0
Colclough	1	26	26.0	26	0
Kirschke	1	0	0.0	0	0
Reid	1	19	19.0	19	0
Wilson	1	11	11.0	11	0
Steelers	55	1214	22.1	76	0
Opponents	70	1570	22.4	92t	1

Field Goals

	1-19	20-29	30-39	40-49	50+
Reed	1/1	6/7	8/11	4/7	1/1
Steelers	1/1	6/7	8/11	4/7	1/1
Opponents	1/1	8/8	9/11	3/5	0/2

Reed: (44N) (48B, 37G, 36G) (39G, 44G) (32G, 28N) (28G) (29G, 39G) (40N, 46G, 29G) (32G, 35N) (43G) (50G, 32N, 39G) (23G, 35B, 28G) (19G, 45G, 26G) (35G)

Opponents: (26G) (31G, 32G, 42G) (28G, 33G, 22G) (25G, 52N, 32G) (19G, 41G) (32G) (20G, 32G) (44N, 23G, 35G) (37G, 40G) (27G) (40N) (50N, 37G) (26G) (34G, 39N)

Team Record

2005 Final Regular-Season Statistics (Won 11, Lost 5)

Schedule

Date	W-L	Score	Opponent	Attendance
9/11	W	34-7	Tennessee	62,931
9/18	W	27-0	at Houston	70,742
9/25	L	23-20	New England	64,868
10/10	W	24-22	at San Diego	68,537
10/16	L	23-17/OT	Jacksonville	63,891
10/23	W	27-13	at Cincinnati	66,104
10/31	W	20-19	Baltimore	64,178
11/6	W	20-10	at Green Bay	70,607
11/13	W	34-21	Cleveland	63,491
11/20	L	16-13/OT	at Baltimore	70,601
11/28	L	26-7	at Indianapolis	57,442
12/4	L	38-31	Cincinnati	63,044
12/11	W	21-9	Chicago	61,237
12/18	W	18-3	at Minnesota	64,136
12/24	W	41-0	at Cleveland	73,136
1/1	W	35-21	Detroit	63,794

Team Statistics

	Pittsburgh	Opponent
Total First Downs	297	275
Rushing	120	75
Passing	144	179
Penalty	33	21
3rd Down: Made/Att	68/192	92/232
3rd Down Pct.	35.4%	39.7%
4th Down: Made/Att	5/12	6/17
4th Down Pct.	41.7%	35.3%
Possession Avg.	31:16	28:44
Total Net Yards	5149	4544
Avg. Per Game	321.8	284.0
Total Plays	960	998
Avg. Per Play	5.4	4.6
Net Yards Rushing	2223	1376
Avg. Per Game	138.9	86.0
Total Rushes	549	402
Net Yards Passing	2926	3168
Avg. Per Game	182.9	198.0
Sacked/Yards Lost	32/178	47/312
Gross Yards	3104	3480
Attempts/Completions	379/228	549/315
Completion Pct.	60.2%	57.4%
Had Intercepted	14	15
Punts/Average	69/41.7	80/43.3
Net Punting Avg.	34.5	34.7
Penalties/Yards	99/876	120/1031
Fumbles/Ball Lost	22/9	30/15
Touchdowns	45	27
Rushing	21	10
Passing	21	15
Returns	3	2

Score by Period

	Q1	Q2	Q3	Q4	OT	Pts
Steelers	99	121	103	66	0	389
Opponents	78	49	54	68	9	258

Passing

	Att	Cmp	Yds	Cmp%	TD	Int	Long	Sack/Lost	Rating
Roethlisberger	268	168	2385	62.7%	17	9	85t	23/129	98.6
Maddox	71	34	406	47.9%	2	4	32	8/43	51.7
Batch	36	23	246	63.9%	1	1	43	1/6	81.5
Randle El	3	3	67	100.0%	1	0	51t	0/0	158.3
Gardocki	1	0	0	0.0%	0	0	0	0/0	39.6
Steelers	379	228	3104	60.2%	21	14	85t	32/178	89.4
Opponents	549	315	3480	57.4%	15	15	80t	47/312	74.0

Scoring

	TD	Ru	Pa	Rt	PAT	FG	2Pt	Pts
Reed	0	0	0	0	0.45	45/24/29	0	0.117
Ward	11	0	0	0	0/0	0/0	0	0.66
Bettis	9	9	0	0	0/0	0/0	0	0.54
Miller	6	0	6	0	0/0	0/0	0	0.36
Parker	5	4	1	0	0/0	0/0	0	0.30
Randle El	3	0	1	2	0/0	0/0	0	0.18
Roethlisberger	3	3	0	0	0/0	0/0	0	0.18
Haynes	3	3	0	0	0/0	0/0	0	0.18
Morgan	2	0	2	0	0/0	0/0	0	0.12
Staley	1	1	0	0	0/0	0/0	0	0.6
Polamalu	1	0	0	1	0/0	0/0	0	0.6
Batch	1	1	0	0	0/0	0/0	0	0.6
Footo	0	0	0	0	0/0	0/0	0	0.2
Steelers	45	21	21	345/4524/29	0	389		
Opponents	27	10	15	224/2524/30	0	258		

Sacks: Porter 10.5, Haggans 9.0, Von Oelhofen 3.5, Polamalu 3.0, Townsend 3.0, Footo 3.0, Keisel 3.0, Harrison 3.0, Frazier 2.0, A.Smith 2.0, McFadden 1.0, Kirschke 1.0, Carter 1.0, Frazier 1.0, Colclough 1.0. **Steelers: 47.0, Opponents: 32.0**

2-Pt. Conversions: Steelers 0-0, Opponents: 0-1

Rushing

	No.	Yds	Avg	Long	TD
Parker	255	1202	4.7	80t	4
Bettis	110	368	3.3	39	9
Haynes	74	274	3.7	20	3
Staley	38	148	3.9	17	1
Randle El	12	73	6.1	43	0
Roethlisberger	31	69	2.2	13	0
Batch	11	30	2.7	15	1
Maddox	8	26	3.3	16	0
Kreider	3	21	7.0	12	0
Ward	3	10	3.3	7	0
Herron	3	2	0.7	1	0
Wilson	1	0	0.0	0	0
Steelers	549	2223	4.0	80t	21
Opponents	402	1376	3.4	36t	12

Receiving

	No.	Yds	Avg	Long	TD
Ward	69	975	14.1	85t	11
Miller	39	459	11.8	50	6
Randle El	35	558	15.9	63t	1
Wilson	26	451	17.3	46	0
Parker	18	218	12.1	48	1
Haynes	11	113	10.3	18	0
Morgan	9	150	16.7	31t	2
Kreider	7	43	6.1	9	0
Staley	6	34	5.7	9	0
Bettis	4	40	10.0	16	0
Tuman	3	57	19.0	27	0
Kranchick	1	6	6.0	6	0
Steelers	228	3104	13.6	85t	21
Opponents	315	3480	11.0	80t	15

Interceptions

	No.	Yds	Avg	Long	TD
Hope	3	60	20.0	55	0
Polamalu	2	42	21.0	36	0
Townsend	2	26	13.0	26	0
Porter	2	9	4.5	9	0
Harrison	1	25	25.0	25	0
Colclough	1	14	14.0	14	0
Carter	1	3	3.0	3	0
Smith	1	0	0.0	0	0
McFadden	1	0	0.0	0	0
Taylor	1	0	0.0	0	0
Steelers	15	179	11.9	55t	0
Opponents	14	194	13.9	41t	1

Punting

	No.	Yds	Avg	Net	TB	In	Lg	B
Gardocki	67	2803	41.8	34.7	7	22	65	0
Roethlisberger	2	72	36.0	26.0	1	1	39	0
Steelers	69	2875	41.7	34.5	8	23	65	0
Opponents	80	3463	43.3	34.7	11	19	58	0

Punt Returns

	Ret	FC	Yds	Avg	Long	TD
Randle El	44	12	448	10.2	81t	2
Taylor	1	0	19	19.0	19	0
Iwuoma	1	0	3	3.0	3	0
Harrison	0	1	0	0	0	0
Steelers	46	13	470	10.2	81t	2
Opponents	37	12	336	9.1	36	0

Kickoff Returns

	No.	Yds	Avg	Long	TD
Morgan	23	583	25.3	74	0
Colclough	22	473	21.5	63	0
Taylor	3	59	19.7	24	0
Wilson	3	53	17.7	29	0
Keisel	2	23	11.5	12	0
Randle El	1	16	16.0	16	0
Kreider	1	3	3.0	3	0
Harrison	1	-2	-2.0	-2	0
Steelers	56	1208	21.6	74	0
Opponents	77	1685	21.9	94	0

Field Goals

	1-19	20-29	30-39	40-49	50+
Reed	0/0	9/9	9/9	6/9	0/2
Steelers	0/0	9/9	9/9	6/9	0/2
Opponents	0/0	8/8	5/8	11/13	0/1

Reed: (44G, 27G) (37G, 35G) (33G, 52N, 24G) (40G) (29G, 46N) (27G, 39G) (42G, 37G) (32G, 24G, 51B) (42G, 33G, 44B) (44G, 37G) (41N) (23G) (21G, 41G, 26G) (26G, 31G)

Opponents: (47N) () (53N, 48G, 35G, 43G) (34G, 32G, 41G) (23G) (30N, 26G, 39G) (22G, 43N, 40G, 49G, 47G), (40G, 31N) (47G, 25G, 44G) (29G, 48G, 44G, 28G) (30G) (29G) (20G, 32B)

• Team Record

2004 Final Regular-Season Statistics (Won 15, Last 1)

Schedule

Date	W-L	Score	Opponent	Attendance
9/12	W	24-21	Oakland	60,147
9/19	L	30-13	at Baltimore	69,859
9/26	W	13-3	at Miami	72,225
10/3	W	28-17	Cincinnati	62,402
10/10	W	34-23	Cleveland	63,609
10/17	W	24-20	at Dallas	64,162
10/31	W	34-20	New England	64,737
11/7	W	27-3	Philadelphia	64,975
11/14	W	24-10	at Cleveland	73,703
11/21	W	19-14	at Cincinnati	65,780
11/28	W	16-7	Washington	63,707
12/5	W	17-16	at Jacksonville	76,877
12/12	W	17-6	N.Y. Jets	63,581
12/18	W	33-30	at N.Y. Giants	78,836
12/26	W	20-7	Baltimore	64,227
1/2	W	29-24	at Buffalo	73,414

Team Statistics

	Pittsburgh	Opponent
Total First Downs	310	248
Rushing	134	79
Passing	147	146
Penalty	29	23
3rd Down Made/Att	94/219	63/193
3rd Down Pct.	42.9	32.6
4th Down Made/Att	7/12	7/13
4th Down Pct.	58.3	53.8
Possession Avg.	34:00	26:01
Total Net Yards	5184	4134
Avg. Per Game	324.0	258.4
Total Plays	1012	882
Avg. Per Play	5.1	4.7
Net Yards Rushing	2464	1299
Avg. Per Game	154.0	81.2
Total Rushes	618	357
Net Yards Passing	2720	2835
Avg. Per Game	170.0	177.2
Sacked/Yards Lost	36/250	41/225
Gross Yards	2970	3060
Att./Completions	358/228	484/269
Completion Pct.	63.7	55.6
Had Intercepted	13	19
Punts/Average	67/43.0	79/42.7
Net Punting Avg.	67/37.4	79/36.3
Penalties/Yards	99/837	104/875
Fumbles/Ball Lost	20/8	28/13
Touchdowns	41	26
Rushing	16	8
Passing	20	14
Returns	5	4

Score by Period

	Q1	Q2	Q3	Q4	OT	Pts
Steelers	123	90	47	112	0	372
Opponents	79	42	66	64	0	251

Passing

	Att	Cmp	Yds	Cmp%	TD	Int	Long	Sack/Lost	Rating
Roethlisberger	295	196	2621	66.4	17	11	58	30/213	98.1
Maddox	60	30	329	50.0	1	2	39	6/37	58.3
Bettis	1	1	10	100.0	1	0	10t	0/0	147.9
Randle El	1	1	10	100.0	1	0	10t	0/0	147.9
St. Pierre	1	0	0	0.0	0	0	0.0	0/0	39.6
Steelers	358	228	2970	63.7	20	13	58	36/250	93.2
Opponents	484	269	3060	55.6	14	19	58t	41/225	68.0

Scoring

Player	TD	Ru	Pa	Rt	PAT	FG	2Pt	Pts
Reed	0	0	0	0	0/0	4028/33	0	124
Bettis	13	13	0	0	0/0	0/0	0	78
Burruss	5	0	5	0	0/0	0/0	0	30
Ward	5	1	4	0	0/0	0/0	0	30
Randle El	3	0	3	0	0/0	0/0	0	18
Tuman	3	0	3	0	0/0	0/0	0	18
Haynes	2	0	2	0	0/0	0/0	0	12
Riemersma	2	0	2	0	0/0	0/0	0	12
Farrior	1	0	0	1	0/0	0/0	0	6
Harrison	1	0	0	1	0/0	0/0	0	6
Kreider	1	0	1	0	0/0	0/0	0	6
Polamalu	1	0	0	1	0/0	0/0	0	6
Roethlisberger	1	0	0	0	0/0	0/0	0	6
Staley	1	0	0	0	0/0	0/0	0	6
Stuvalts	1	0	0	1	0/0	0/0	0	6
Townsend	1	0	0	1	0/0	0/0	0	6
Steelers	41	16	20	540	4028/33	1372	0	251
Opponents	26	8	14	424	2423/27	0	0	251

Sacks: A. Smith 8.0, Porter 7.0, Haggans 6.0, Townsend 4.0, Farrior 3.0, Foote 3.0, Colclough 1.5, Harrison 1.0, Hoke 1.0, Kirschke 1.0, Polamalu 1.0, von Oelhoffen 1.0, Williams 1.0, Kriewaldt 0.5, **Steelers: 41.0, Opponents: 36.0**

2-Pt. Conversions: Steelers: 0-1, Opponents: 1-2

Rushing

Player	No.	Yds	Avg	Long	TD
Bettis	250	941	3.8	29	13
Staley	192	830	4.3	38	1
Haynes	55	272	4.9	18	0
Parker	32	186	5.8	58	0
Roethlisberger	56	144	2.6	20	1
Randle El	8	34	4.3	12	0
Ward	7	25	3.6	16t	1
Kreider	4	18	4.5	6	0
Maddox	9	15	1.7	10	0
Brown TM	1	2	2.0	2	0
St. Pierre	4	-3	-0.8	2	0
Steelers	618	2464	4.0	58	16
Opponents	357	1299	3.6	35	8

Receiving

Player	No.	Yds	Avg	Long	TD
Ward	80	1004	12.6	58	4
Randle El	43	601	14.0	39	3
Burruss	35	698	19.9	48	5
Haynes	18	142	7.9	26	2
Kreider	10	75	7.5	13	1
Mays	9	137	15.2	46	0
Tuman	9	89	9.9	26	3
Riemersma	7	82	11.7	26t	2
Staley	6	55	9.2	21	0
Bettis	6	46	7.7	20	0
Rasby LG	5	52	10.4	13	0
Parker	3	16	5.3	12	0
Cushing	1	17	17.0	17	0
Morey	1	8	8.0	8	0
Steelers	228	2970	13.0	58	20
Opponents	269	3060	11.4	58t	14

Interceptions

Player	No.	Yds	Avg	Long	TD
Polamalu	5	58	11.6	26t	1
Farrior	4	113	28.3	41	1
Townsend	4	54	13.5	39t	1
Hope	1	41	41.0	41	0
Scott	1	23	23.0	23	0
Porter	1	3	3.0	3	0
Foote	1	1	1.0	1	0
Taylor	1	0	0.0	0	0
Williams	1	0	0.0	0	0
Steelers	19	293	15.4	41	3
Opponents	13	190	14.6	51t	3

Punting

Player	No.	Yds	Avg	Net	TB	In	Lg	B
Gardocki	67	2879	43.0	37.4	6	24	61	0
Steelers	67	2879	43.0	37.4	6	24	61	0
Opponents	79	3375	42.7	36.3	7	26	63	0

Punt Returns

Player	Ret	FC	Yds	Avg	Long	TD
Randle El	42	13	347	8.3	60	0
Colclough	1	0	13	13.0	13	0
Haynes	1	0	5	5.0	5	0
Steelers	44	13	365	8.3	60	0
Opponents	34	8	252	7.4	33	0

Kickoff Returns

Player	No.	Yds	Avg	Long	TD
Colclough	26	566	21.8	48	0
Randle El	21	527	25.1	41	0
Taylor	11	184	16.7	22	0
Cushing	3	45	15.0	20	0
Kirschke	1	13	13.0	13	0
Steelers	62	1335	21.5	48	0
Opponents	74	1595	21.6	91t	1

Field Goals

Player	1-19	20-29	30-39	40-49	50+
Reed	1/1	8/9	12/13	5/8	2/2
Steelers	1/1	8/9	12/13	5/8	2/2
Opponents	0/0	7/8	11/12	5/6	0/1

Reed: (42G)(48N)(40G,44N,45N,51G)(47G,26G)(51G)(19G,29G)(33N,42G,31G)(20G,24N)(32G)(33G,36G,32G)(37G)(34G)(33G,21G,36G,28G)(23G,40G)(22G,21G,31G,37G,33G)

Opponents: (28G,38G)(35G,27G,34G)(34G)(34G)(24G,34G,46G)(47G,39G)(43G,25G)(33G)(31G)(32N,20G,29G,36G,60N)(43G,41G)(22G)(44N)(37G,28N)

• Team Record

2003 Final Regular-Season Statistics (Won 6, Lost 10)

Schedule

Date	W-L	Score	Opponent	Attendance
9/7	W	34-15	Baltimore	63,157
9/14	L	41-20	at Kansas City	78,416
9/21	W	17-10	at Cincinnati	64,596
9/28	L	30-13	Tennessee	63,244
10/5	L	33-13	Cleveland	64,595
10/12	L	17-14	at Denver	75,974
10/26	L	33-21	St. Louis	62,665
11/2	L	23-16	at Seattle	66,507
11/9	W	28-15	Arizona	59,520
11/17	L	30-14	at San Francisco	67,877
11/23	W	13-6	at Cleveland	73,658
11/30	L	24-20	Cincinnati	58,797
12/7	W	27-7	Oakland	53,079
12/14	L	6-0	at N.Y. Jets	77,900
12/21	W	40-24	San Diego	52,527
12/28	L	13-10	OT at Baltimore	70,001

• 1,000th game in Steelers History

Team Statistics

	Pittsburgh	Opponent
Total First Downs	275	270
Rushing	77	89
Passing	174	155
Penalty	24	26
3rd Down: Made/Att	82/227	71/209
3rd Down Pct.	36.1	34.0
4th Down: Made/Att	11/22	7/16
4th Down Pct.	50.0	43.8
Possession Avg.	30:42	29:18
Total Net Yards	4792	4783
Avg. Per Game	299.5	298.9
Total Plays	1020	968
Avg. Per Play	4.7	4.9
Net Yards Rushing	1488	1741
Avg. Per Game	93.0	108.9
Total Rushes	446	449
Net Yards Passing	3304	3042
Avg. Per Game	206.5	190.1
Sacked/Yards Lost	42/244	35/203
Gross Yards	3548	3245
Att./Completions	532/306	484/294
Completion Pct.	57.5	60.7
Had Intercepted	17	14
Punts/Average	85/41.4	91/40.6
Net Punting Avg.	36.0	32.1
Penalties/Yards	111/1005	96/709
Fumbles/Ball Lost	24/11	24/11
Touchdowns	33	38
Rushing	10	14
Passing	19	20
Returns	4	4

Score by Period

	Q1	Q2	Q3	Q4	OT	Pts
Steelers	50	94	93	63	0	300
Opponents	61	98	71	94	3	327

Passing

	Att	Cmp	Yds	Cmp%	TD	Int	Long	Sack/Lost	Rating
Maddox	519	298	3414	57.4	18	17	53	41/242	75.3
Miller	1	1	81	100.0	1	0	81t	0/0	158.3
Batch	8	4	47	50.0	0	0	22	1/2	68.2
Randle El	4	3	6	75.0	0	0	9	0/0	77.1
Steelers	532	306	3548	57.5	19	17	81t	42/244	76.4
Opponents	484	294	3245	60.7	20	14	61t	35/203	82.4

Scoring

	TD	Ru	Pa	Rt	PAT	FG	2Pt	Pts
Reed	0	0	0	0	031/3223/32	0	0	100
Ward	10	0	10	0	0/0	0/0	0	60
Bettis	7	7	0	0	0/0	0/0	1	44
Burress	4	0	4	0	0/0	0/0	0	24
Randle El	3	0	1	2	0/0	0/0	0	18
Zereoue	2	2	0	0	0/0	0/0	0	12
Bruener	1	0	1	0	0/0	0/0	0	6
Doering	1	0	1	0	0/0	0/0	0	6
Hope	1	0	1	0	0/0	0/0	0	6
Kreider	1	1	0	0	0/0	0/0	0	6
Riemersma	1	0	1	0	0/0	0/0	0	6
Scott	1	0	0	1	0/0	0/0	0	6
Townsend	1	0	0	1	0/0	0/0	0	6
Steelers	33	10	19	431/3223/32	13	1300		
Opponents	38	14	20	432/3521/24	32	1307		

Sacks: vonOelhoffen 8.0, Gildon 6.0, Bell 5.0, Porter 5.0, Bailey 2.0, Polamalu 2.0, Smith 2.0, Alexander 1.0, Haggans 1.0, Hampton 1.0, Logan 1.0, Townsend 1.0. **Steelers: 35.0, Opponents: 42.0**

2-Pt. Conversions: Steelers 1-1, Opponents 1-3

Rushing

	No.	Yds	Avg	Long	TD
Bettis	246	811	3.3	21	7
Zereoue	132	433	3.3	22	2
Randle El	15	75	5.0	32	0
Haynes	20	63	3.2	15	0
Ward	11	61	5.5	25	0
Kreider	7	29	4.1	9	1
Maddox	13	12	0.9	6	0
Batch	1	11	11.0	11	0
Burress	1	-7	-7.0	-7	0
Steelers	446	1488	3.3	32	10
Opponents	449	1741	3.9	78t	14

Receiving

	No.	Yds	Avg	Long	TD
Ward	95	1163	12.2	50	10
Burress	60	860	14.3	47	4
Zereoue	40	310	7.8	29	0
Randle El	37	364	9.8	32t	1
Doering	18	240	13.3	53	1
Bettis	13	86	6.6	16	0
Tuman	12	113	9.4	23	0
Riemersma	10	138	13.8	24	1
Kreider	9	107	11.9	26	0
Haynes	7	57	8.1	13	0
Mays	2	17	8.5	9	0
Bruener	2	12	6.0	11	1
Hope	1	81	81.0	81t	1
Steelers	306	3548	11.6	81t	19
Opponents	294	3245	11.0	61t	20

Interceptions

	No.	Yds	Avg	Long	TD
Alexander	4	63	15.8	34	0
Scott	3	50	16.7	26t	1
Townsend	3	24	8.0	25t	1
Bell	1	61	61.0	42	0
Farrior	1	9	9.0	9	0
Washington	1	7	7.0	7	0
Gildon	1	1	1.0	1	0
Steelers	14	215	15.4	42	2
Opponents	17	386	22.7	75t	3

Punting

	No.	Yds	Avg	Net	TB	In	Lg	B
Miller	84	3518	41.9	36.0	8	27	69	1
Steelers	84	3518	41.9	36.0	8	27	69	1
Opponents	91	3694	40.6	32.1	11	23	61	0

Punt Returns

	Ret	FC	Yds	Avg	Long	TD
Randle El	45	12	542	12.0	84t	2
Doering	0	0	9	0.0	9	0
Steelers	45	12	551	12.2	84t	2
Opponents	47	12	296	6.3	45	0

Kickoff Returns

	No.	Yds	Avg	Long	TD
Taylor	37	831	22.5	53	0
Randle El	24	466	19.4	34	0
Mays	4	79	19.8	27	0
Kreider	3	29	9.7	15	0
Steelers	68	1405	20.7	53	0
Opponents	66	1359	20.6	100t	1

Field Goals

	1-19	20-29	30-39	40-49	50+
Reed	0/0	9/12	6/7	7/12	1/1
Steelers	0/0	9/12	6/7	7/12	1/1
Opponents	1/1	7/7	5/5	8/9	0/2

Reed: (29G,31G)(20G,51G)(24WR,33G)(26G,23G,30CR)(30G,37G)(24G,26G)(49G,33G,21G)(23WL)(45WR)(45WR,23G,46G)(23G,39G)(47SH,44G,48SH,40G)(43WL,20WL)(47G,40G)(42G)

Opponents: (44G)(19G,22G)(47G)(47WL,20G,22G)(36G,46G,34G)(20G)(32G,22G,44G)(27G,31G)(44G)(28G,41G)(31G)(46G,52SH,51SH,47G)

• Team Record

2002 Final Regular-Season Statistics (Won 10, Lost 5, Tied 1)

Schedule

Date	W-L	Score	Opponent	Attendance
9/9	L	30-14	at New England	68,436
9/15	L	30-17	Oakland	62,260
9/29	W	16-13/OT	Cleveland	62,864
10/6	L	32-29	at New Orleans	67,734
10/13	W	34-7	at Cincinnati	63,900
10/21	W	28-10	Indianapolis	62,800
10/27	W	31-18	at Baltimore	69,638
11/3	W	23-20	at Cleveland	73,718
11/10	T	34-34/OT	Atlanta	62,779
11/17	L	31-23	at Tennessee	68,804
11/24	W	29-21	Cincinnati	60,473
12/1	W	25-23	at Jacksonville	55,260
12/8	L	24-6	Houston	58,551
12/15	W	30-14	Carolina	58,586
12/23	W	17-7	at Tampa Bay	65,684
12/29	W	34-31	Baltimore	61,961

Team Statistics

	Pittsburgh	Opponent
Total First Downs	343	279
Rushing	119	77
Passing	200	178
Penalty	24	24
3rd Down: Made/Att	94/223	98/225
3rd Down Pct.	42.2	43.6
4th Down: Made/Att	14/23	7/13
4th Down Pct.	60.9	53.8
Possession Avg.	32:47	27:13
Total Net Yards	5952	4835
Avg. Per Game	372.0	302.2
Total Plays	1097	982
Avg. Per Play	5.4	4.9
Net Yards Rushing	2120	1375
Avg. Per Game	132.5	85.9
Total Rushes	512	359
Net Yards Passing	3832	3460
Avg. Per Game	239.5	216.3
Sacked/Yards Lost	34/204	50/313
Gross Yards	4036	3773
Att./Completions	551/350	573/336
Completion Pct.	63.5	58.6
Had Intercepted	22	19
Punts/Average	63/41.0	77/40.3
Net Punting Avg.	33.2	35.0
Penalties/Yards	90/712	106/927
Fumbles/Ball Lost	26/14	22/17
Touchdowns	43	41
Rushing	15	16
Passing	26	19
Returns	2	6

Score by Period

	Q1	Q2	Q3	Q4	OT	Pts
Steelers	113	124	61	89	3	390
Opponents	79	73	86	107	0	345

Passing

	Att	Cmp	Yds	Cmp%	TD	Int	Long	Sack/Lost	Rating
Maddox	377	234	2836	62.1	20	16	72t	26/148	85.2
Stewart	166	109	1155	65.7	6	6	64t	7/46	82.8
Randle El	8	7	45	87.5	0	0	25	1/10	90.1
Steelers	551	350	4036	63.5	26	22	72t	34/204	84.6
Opponents	573	336	3773	58.6	19	19	64	50/313	75.6

Scoring

	TD	Ru	Pa	Rt	PAT	FG	2Pt	Pts
Ward	12	0	12	0	0/0	0/0	3	78
Peterson	0	0	0	0	025/2612/21	0	0	61
Reed	0	0	0	0	010/1117/19	0	0	61
Bettis	9	9	0	0	0/0	0/0	0	54
Burress	7	0	7	0	0/0	0/0	1	44
Zereoue	4	4	0	0	0/0	0/0	0	24
Randle El	3	0	2	1	0/0	0/0	0	18
Mathis	2	0	2	0	0/0	0/0	0	12
Stewart	2	2	0	0	0/0	0/0	0	12
Kreider	1	0	1	0	0/0	0/0	1	8
Tuman	1	0	1	0	0/0	0/0	0	6
Scott	1	0	0	1	0/0	0/0	0	6
Bruener	1	0	1	0	0/0	0/0	0	6
Steelers	43	15	26	235/3729/40	5	390		
Opponents	41	16	19	637/3820/26	0	345		

Sacks: Porter 9.0, Gildon 9.0, Haggans 6.5, Smith 5.5, Bailey 5.5, Bell 4.0, Flowers 4.0, von Oelhoffen 3.0, Hampton 2.0, Alexander 1.0, Logan 0.5,

Steelers: 50.0, Opponents: 34.0

2-Pt. Conversions: Steelers 5-6, Opponents 1-3

Rushing

	No.	Yds	Avg	Long	TD
Zereoue	193	762	3.9	42	4
Bettis	187	666	3.6	41t	9
Stewart	43	191	4.4	28t	2
Ward	12	142	11.8	39	0
Randle El	19	134	7.1	24	0
Fuamatu-Ma'afala	23	115	5.0	17	0
Haynes	10	51	5.1	20	0
Maddox	19	43	2.3	21	0
Kreider	6	16	2.7	5	0
Steelers	512	2120	4.1	42	15
Opponents	359	1375	3.8	59t	16

Receiving

	No.	Yds	Avg	Long	TD
Ward	112	1329	11.9	72t	12
Burress	78	1325	17.0	62t	7
Randle El	47	489	10.4	36t	2
Zereoue	42	341	8.1	54	0
Mathis	23	218	9.5	22	2
Kreider	18	122	6.8	15	1
Bruener	13	66	5.1	10	1
Bettis	7	57	8.1	15	0
Tuman	4	63	15.8	27	1
Haynes	3	10	3.3	7	0
Fuamatu-Ma'afala	2	12	6.0	6	0
Cushing	1	4	4.0	4	0
Steelers	350	4036	11.5	72t	26
Opponents	336	3773	11.2	64	19

Interceptions

	No.	Yds	Avg	Long	TD
Porter	4	153	38.3	84	0
Alexander	4	37	9.3	25	0
Washington	3	51	17.0	28	0
Townsend	3	3	1.0	2	0
Flowers	2	31	15.5	25	0
Scott	2	30	15.0	30t	1
Logan	1	46	46.0	46	0
Steelers	19	351	18.5	84	1
Opponents	22	421	19.1	70t	2

Punting

	No.	Yds	Avg	Net	TB	In	Lg	B
Miller	55	2267	41.2	33.1	5	14	62	1
Rouen	7	316	45.1	38.7	1	1	55	0
Steelers	62	2583	41.6	33.2	6	15	62	1
Opponents	77	3102	40.3	35.0	6	17	63	1

Punt Returns

	Ret	FC	Yds	Avg	Long	TD
Randle El	42	13	347	8.3	60	0
Colclough	1	0	13	13.0	13	0
Haynes	1	0	5	5.0	5	0
Steelers	44	13	365	8.3	60	0
Opponents	34	8	252	7.4	33	0

Kickoff Returns

	No.	Yds	Avg	Long	TD
Randle El	32	733	22.9	99t	1
Mays	32	671	21.0	35	0
Poteat	5	103	20.6	25	0
Kreider	1	18	18.0	18	0
Bailey	1	12	12.0	12	0
Allred	1	7	7.0	7	0
Steelers	72	1544	21.4	99t	1
Opponents	78	1671	21.4	96t	1

Field Goals

	1-19	20-29	30-39	40-49	50+
T. Peterson	1/1	2/3	6/10	3/7	0/0
J. Reed	0/0	5/5	5/5	6/7	1/2
Steelers	1/1	7/8	11/15	9/14	1/2
Opponents	0/0	7/7	2/3	11/15	0/1
Peterson:(39N)(46G)(19G,27G,24B,31G)(34G,32WL,30G)(48SH)(34G)(43G,41WR,28G,42G)(34G,40RU,34G,48B)(31WR,37WR)					
Reed:(33G,51SH,43G,45G)(25G,29G,30G,46G,33G,50G)(40G,31G,43SH)(36G,41G,23G)(26G)(23G,48G)					
Opponents:(45G,28G,27G)(41G,45G,46WL,27G)(28G,28G,45SH)(40G,48G,31G,48G)(46SH)(48SH,41G)(28G)(36G,40G,56B)(39WR,43G)(43G)					

• Team Record

2001 Final Regular-Season Statistics (Won 13, Lost 3)

Schedule

Date	W-L	Score	Opponent	Attendance
9/9	L	21-3	at Jacksonville	63,785
9/30	W	20-3	at Buffalo	72,874
10/7	W	16-7	Cincinnati	62,335
10/14	W	20-17	at Kansas City	78,413
10/21	W	17-10	at Tampa Bay	65,588
10/29	W	34-7	Tennessee	63,763
11/4	L	13-10	Baltimore	62,906
11/11	W	15-12/OT	at Cleveland	73,218
11/18	W	20-7	Jacksonville	62,644
11/25	W	34-24	at Tennessee	68,801
12/2	W	21-16	Minnesota	62,661
12/9	W	18-7	N.Y. Jets	62,884
12/16	W	26-21	at Baltimore	69,506
12/23	W	47-14	Detroit	62,809
12/30	L	26-23/OT	at Cincinnati	63,751
1/6	W	28-7	Cleveland	59,189

Team Statistics

	Pittsburgh	Opponent
Total First Downs	314	254
Rushing	148	70
Passing	150	160
Penalty	16	24
3rd Down: Made/Att	106/232	68/199
3rd Down Pct.	45.7	34.2
4th Down: Made/Att	6/12	4/17
4th Down Pct.	50.0	23.5
Possession Avg.	34:10	25:50
Total Net Yards	5887	4137
Avg. Per Game	367.9	258.6
Total Plays	1065	919
Avg. Per Play	5.5	4.5
Net Yards Rushing	2774	1195
Avg. Per Game	173.4	74.7
Total Rushes	580	339
Net Yards Passing	3113	2942
Avg. Per Game	194.6	183.9
Sacked/Yards Lost	31/182	55/367
Gross Yards	3295	3309
Att./Completions	454/274	525/295
Completion Pct.	60.4	56.2
Had Intercepted	12	16
Punts/Average	63/41.4	87/42.3
Net Punting Avg.	63/34.6	87/36.3
Penalties/Yards	86/737	71/585
Fumbles/Ball Lost	28/9	27/12
Touchdowns	38	26
Rushing	17	5
Passing	16	19
Returns	5	2

Score by Period

	Q1	Q2	Q3	Q4	OT	Pts
Steelers	60	108	102	79	3	352
Opponents	33	81	13	82	3	212

Passing

	Att	Cmp	Yds	Cmp%	TD	Int	Long	Sack/Lost	Rating
Stewart	442	266	3109	60.2	14	11	90t	29/175	81.7
Maddox	9	7	154	77.8	1	1	57	1/4	116.2
Bettis	2	1	32	50.0	1	0	32t	0/0	135.4
Ward	1	0	0	0.0	0	0	0	1/3	39.6
Steelers	454	274	3295	60.4	16	12	90t	31/182	83.4
Opponents	525	295	3309	56.2	19	16	80t	55/367	74.5

Scoring

	TD	Ru	Pa	Rt	PAT	FG	2Pt	Pts
Brown	0	0	0	0	034/3730/44	0	1	24
Burruss	6	0	6	0	0/0	0	0	36
Stewart	5	5	0	0	0/0	0	0	30
Bettis	4	4	0	0	0/0	0	0	24
Fuamatu-Ma'afala	3	1	0	0	0/0	0	0	24
Ward	4	0	4	0	0/0	0	0	24
Edwards	2	1	0	1	0/0	0	0	12
Scott	2	0	0	2	0/0	0	0	12
Shaw	2	0	2	0	0/0	0	0	12
Zereoue	2	1	1	0	0/0	0	0	12
Bowers	1	1	0	0	0/0	0	0	6
Cushing	1	0	1	0	0/0	0	0	6
Gildon	1	0	0	1	0/0	0	0	6
Kreider	1	1	0	0	0/0	0	0	6
Maddox	1	1	0	0	0/0	0	0	6
Tuman	1	0	1	0	0/0	0	0	6
Washington	1	0	0	1	0/0	0	0	6
Steelers	38	17	16	534/3730/44	0	352		
Opponents	26	5	19	223/24	9/20	2	212	

Sacks: Gildon 12.0, Bell 9.0, Porter 9.0, A. Smith 8.0, von Oelhoffen 4.0, Alexander 2.0, Bailey 2.0, Holmes 2.0, Logan 2.0, Townsend 2.0, Flowers 1.0, Hampton 1.0, Washington 1.0.
Steelers: 55.0, Opponents: 31.0
2-pt. Conversions: Steelers 0-1, Opponents 1-2

Rushing

	No.	Yds	Avg	Long	TD
Bettis	225	1072	4.8	48	4
Stewart	96	537	5.6	48	5
Fuamatu-Ma'afala	120	453	3.8	46	3
Zereoue	85	441	5.2	32	1
Bowers	18	84	4.7	21	1
Ward	10	83	8.3	36	0
Kreider	7	29	4.1	12	1
Edwards	5	28	5.6	12	1
Witman	5	24	4.8	14	0
Maddox	6	9	1.5	8	0
Martin	1	8	8.0	8	0
Steelers	578	2768	4.8	48t	17
Opponents	339	1195	3.5	36	5

Receiving

	No.	Yds	Avg	Long	TD
Ward	94	1003	10.7	34	4
Burruss	66	1008	15.3	43	6
Shaw	24	409	17.0	90t	2
Edwards	19	283	14.9	57	0
Fuamatu-Ma'afala	16	127	7.9	54	1
Zereoue	13	154	11.8	62	1
Bruener	12	98	8.2	21	0
Bettis	8	48	6.0	16	0
Tuman	7	96	13.7	32t	1
Witman	6	32	5.3	12	0
Cushing	5	24	4.8	9	1
Kreider	2	5	2.5	5	0
Blackwell	1	8	8.0	8	0
Bowers	1	0	0.0	0	0
Steelers	274	3295	12.0	90t	16
Opponents	295	3309	11.2	80t	19

Interceptions

	No.	Yds	Avg	Long	TD
Scott	5	204	40.8	62	2
Alexander	4	39	9.8	22	0
Townsend	2	7	3.5	7	0
Logan	2	2	1.0	2	0
Washington	1	15	15.0	15	0
Clancy	1	3	3.0	3	0
Gildon	1	0	0.0	0	0
Steelers	16	270	16.9	62	2
Opponents	12	101	8.4	39	0

Punting

	No.	Yds	Avg	Net	TB	In	Lg	B
Miller	59	2505	42.5	34.9	5	23	64	1
K. Brown	3	106	35.3	27.3	0	0	46	0
Steelers	62	2611	42.1	34.6	5	23	64	1
Opponents	87	3677	42.3	36.3	5	28	57	0

Punt Returns

	Ret	FC	Yds	Avg	Long	TD
Poteat	36	14	292	8.1	39	0
Edwards	10	0	83	8.3	28	0
Shaw	4	1	45	11.3	23	0
Steelers	50	15	420	8.4	39	0
Opponents	28	14	334	11.9	62	0

Kickoff Returns

	No.	Yds	Avg	Long	TD
Edwards	20	462	23.1	81	0
Poteat	16	250	15.6	30	0
Jackson	6	125	20.8	25	0
Blackwell	2	36	18.0	20	0
Logan	1	9	9.0	9	0
Shaw	1	2	2.0	2	0
Steelers	46	884	19.2	81	0
Opponents	73	1561	21.4	95t	1

Field Goals

	1-19	20-29	30-39	40-49	50+
K. Brown	0/0	7/7	15/20	6/15	2/2
Steelers	0/0	7/7	15/20	6/15	2/2
Opponents	0/0	3/5	4/6	2/7	0/2

Brown: (41G)(33N,30G,52G)
 (26G,42G,48G)(42G,55G)(35G)
 (48N,42G,27G)(38G,41N,33N,48N,35N)
 (31G,27G,37G,37G,45N,32G)
 (48G,28G)(39G,47N,37G)(40N)
 (26G,33G,40N,44N,38G,20G)
 (22G,33G,32N)(48N,37G,38N,31G)(38G)
Opponents: (22N)(49N,23G)(51N)(31G)(48N)
 (25G,39G)(40G)(47N)(49G)(25G,38N)(51N)
 (48N)(48N)(32N,28N,34G,31G)

• Team Record

2000 Final Regular-Season Statistics (Won 9, Last 7)

Schedule

Date	W-L	Score	Opponent	Attendance
9/3	L	16-0	Baltimore	55,049
9/17	L	23-20	at Cleveland	73,018
9/24	L	23-20	Tennessee	51,769
10/1	W	24-13	at Jacksonville	64,351
10/8	W	20-3	at N.Y. Jets	78,441
10/15	W	15-0	Cincinnati	54,328
10/22	W	22-0	Cleveland	57,659
10/29	W	9-6	at Baltimore	69,405
11/5	L	9-7	at Tennessee	68,498
11/12	L	26-23/OT	Philadelphia	56,702
11/19	L	34-24	Jacksonville	50,925
11/26	W	48-28	at Cincinnati	63,925
12/3	W	21-20	Oakland	55,811
12/10	L	30-10	at N.Y. Giants	78,164
12/16	W	24-3	Washington	58,183
12/24	W	34-21	at San Diego	50,809

Team Statistics

	Pittsburgh	Opponent
Total First Downs	283	252
Rushing	124	82
Passing	128	153
Penalty	31	17
3rd Down: Made/Att	86/229	78/222
3rd Down Pct.	37.6	35.1
4th Down: Made/Att	5/10	8/17
4th Down Pct.	50.0	47.1
Possession Avg.	31:27	28:33
Total Net Yards	4766	4713
Avg. Per Game	297.9	294.6
Total Plays	1009	985
Avg. Per Play	4.7	4.8
Net Yards Rushing	2248	1693
Avg. Per Game	140.5	105.8
Total Rushes	527	425
Net Yards Passing	2518	3020
Avg. Per Game	157.4	188.8
Sacked/Yards Lost	43/220	39/229
Gross Yards	2738	3249
Att./Completions	439/217	521/280
Completion Pct.	49.4	53.7
Had Intercepted	10	17
Punts/Average	91/43.3	84/43.3
Net Punting Avg.	91/37.5	84/35.5
Penalties/Yards	81/667	105/876
Fumbles/Ball Lost	24/11	25/18
Touchdowns	35	24
Rushing	19	9
Passing	12	13
Returns	4	2

Score by Period

	Q1	Q2	Q3	Q4	OT	Pts
Steelers	58	99	67	97	0	321
Opponents	67	76	50	59	3	255

Passing

	Att	Cmp	Yds	Cmp%	TD	Int	Long	Sack/Lost	Rating
Stewart	289	151	1860	52.2	11	8	45t	30/150	73.6
Graham	148	66	878	44.6	1	1	77t	13/70	63.4
Bettis	2	0	0	0.0	0	1	0	0/0	0.0
Steelers	439	217	2738	49.4	12	10	77t	43/220	68.9
Opponents	521	280	3249	53.7	13	17	79	39/229	67.6

Scoring

	TD	Ru	Pa	Rt	PAT	FG	2Pt	Pts
Brown	0	0	0	0	032/3325/30	0	0	107
Bettis	8	8	0	0	0/0	0/0	0	48
Stewart	7	7	0	0	0/0	0/0	0	42
Shaw	4	0	4	0	0/0	0/0	0	24
Ward	4	0	4	0	0/0	0/0	0	24
Huntley	3	3	0	0	0/0	0/0	1	20
Bruener	3	0	3	0	0/0	0/0	0	18
Porter	1	0	0	1	0/0	0/0	0	8
Blackwell	1	0	0	1	0/0	0/0	0	6
Fuamatu-Ma'afala	1	0	0	0	0/0	0/0	0	6
Gildon	1	0	0	1	0/0	0/0	0	6
Hawkins	1	0	1	0	0/0	0/0	0	6
Poteat	1	0	0	1	0/0	0/0	0	6
Steelers	35	19	12	432/3325/30	30	1	321	125
Opponents	24	9	13	224/2429/34	0	0	255	130

Sacks: Gildon 13.5, Porter 10.5, A. Smith 4.0, Townsend 3.5, Alexander 1.5, Battles 1.0, Flowers 1.0, Holmes 1.0, von Oelhoffen 1.0, Vrabel 1.0. **Steelers: 39.0, Opponents: 43.0**

2-Pt. Conversions: Steelers 1-2, Opponents 0-0

Rushing

	No.	Yds	Avg	Long	TD
Bettis	355	1341	3.8	30	8
Stewart	78	436	5.6	45t	7
Huntley	46	215	4.7	30t	3
Fuamatu-Ma'afala	21	149	7.1	23	1
Ward	4	53	13.3	23	0
Kreider	2	24	12.0	22	0
Zerouche	6	14	2.3	11	0
Graham	8	7	0.9	7	0
Witman	3	5	1.7	2	0
Edwards	3	4	1.3	15	0
Miller	1	0	0.0	0	0
Steelers	527	2248	4.3	45t	19
Opponents	425	1693	4.0	46	9

Receiving

	No.	Yds	Avg	Long	TD
Ward	48	672	14.0	77t	4
Shaw	40	672	16.8	45t	4
Burress	22	273	12.4	39	0
Hawkins	19	238	12.5	33	1
Edwards	18	215	11.9	27	0
Bruener	17	192	11.3	30t	3
Bettis	13	97	7.5	25	0
Fuamatu-Ma'afala	11	107	9.7	25	0
Huntley	10	91	9.1	19	0
Kreider	5	42	8.4	14	0
Witman	5	33	6.6	11	0
Cushing	4	17	4.3	5	0
Geason	3	66	22.0	36	0
Blackwell	2	23	11.5	14	0
Steelers	217	2738	12.6	77t	12
Opponents	280	3249	11.6	79	13

Interceptions

	No.	Yds	Avg	Long	TD
Washington	5	59	11.8	31	0
Scott	5	49	9.8	33	0
Alexander	3	31	10.3	15	0
Codie	1	14	14.0	14	0
Kirkland	1	1	1.0	1	0
Flowers	1	0	0.0	0	0
Porter	1	0	0.0	0	0
Steelers	17	154	9.1	33	0
Opponents	10	150	15.0	63t	2

Punting

	No.	Yds	Avg	Net	TB	In	Lg	B
Miller	90	3944	43.8	37.5	8	34	67	1
Steelers	90	3944	43.8	37.5	8	34	67	1
Opponents	84	3641	43.3	35.5	8	29	65	0

Punt Returns

	Ret	FC	Yds	Avg	Long	TD
Poteat	36	7	467	13.0	54	1
Hawkins	4	11	15	3.8	9	0
Shaw	2	1	17	8.5	10	0
Edwards	0	1	0	—	—	0
Steelers	42	20	499	11.9	54	1
Opponents	44	14	371	8.4	27	0

Kickoff Returns

	No.	Yds	Avg	Long	TD
Poteat	24	465	19.4	31	0
Edwards	15	298	19.9	37	0
Blackwell	10	281	28.1	98t	1
Ward	7	186	26.6	57	0
Kreider	1	0	0.0	0	0
Tuman	1	-1	-1.0	-1	0
Steelers	58	1221	21.1	98t	1
Opponents	69	1496	21.7	62	0

Field Goals

	1-19	20-29	30-39	40-49	50+
K. Brown	1/1	8/8	9/10	6/9	1/2
Steelers	1/1	8/8	9/10	6/9	1/2
Opponents	2/2	9/11	6/7	11/13	1/1
Brown: (45N)(41G,31G)(32G,32G,50N)(19G) (43G,29G)(36G,28G)(44G,20G,31G,26G,33G) (24G)(38G,52G,40G)(40G,42N)(44G,28G) (32G,36N,44N)(28G)(32G,28G)					
Opponents: (23G,26G,33G)(23G,28G,19G)(24G,40G,40G)(19G,48G)(29B,40G)(42N)(51G,49G) (21G,24N,31G,29G)(26G,45G,38N,42G,42G) (36G,33G)(40G,42G,44N)(38G,40G,21G)(32G)					

• Team Record

1999 Final Regular-Season Statistics (Won 6, Lost 10)

Schedule				
Date	W-L	Score	Opponent	Attendance
9/12	W	43-0	at Cleveland	73,138
9/19	W	23-20	at Baltimore	68,965
9/26	L	29-10	Seattle	57,881
10/3	L	17-3	Jacksonville	57,308
10/10	L	24-21	at Buffalo	71,038
10/17	W	17-3	at Cincinnati	59,669
10/25	W	13-9	Atlanta	58,141
11/7	W	27-6	at San Francisco	68,657
11/14	L	16-15	Cleveland	58,213
11/21	L	16-10	at Tennessee	66,619
11/28	L	27-20	Cincinnati	50,907
12/2	L	20-6	at Jacksonville	68,806
12/12	L	31-24	Baltimore	46,715
12/18	L	35-19	at Kansas City	78,697
12/26	W	30-20	Carolina	39,428
1/2	L	47-36	Tennessee	48,025

Scoring										
	TD	Ru	Pa	Rt	PAT	FG	2Pt	Pts		
Brown	0	0	0	0	030	3125	29	0	105	
Huntley	8	5	3	0	0/0	0/0	0	48		
Ward	7	0	7	0	0/0	0/0	1	44		
Bettis	7	7	0	0	0/0	0/0	0	44		
Edwards	5	0	5	0	0/0	0/0	0	30		
Shaw	3	0	3	0	0/0	0/0	0	18		
Stewart	3	2	1	0	0/0	0/0	0	18		
Davis	1	0	0	1	0/0	0/0	0	6		
Porter	1	0	0	1	0/0	0/0	0	6		
Steelers	35	14	19	230	3125	29	1	317		
Opponents	36	10	20	634	3520	26	5	320		

Sacks: Gildon 8.5, Emmons 6.0, Flowers 5.0,
 Roye 4.5, Oldham 3.0, Steed 3.0, Kirkland 2.0,
 Porter 2.0, Vrabel 2.0, L. Brown 1.0, Henry 1.0,
 Shields 1.0, **Steelers: 39.0, Opponents: 37.0**
2-Pt. Conversions: Steelers 1-4, Opponents 0-1

Interceptions					
	No.	Yds	Avg	Long	TD
Shields	4	75	18.8	25	0
Washington	4	1	0.3	1	0
Kirkland	1	23	23.0	23	0
Emmons	1	22	22.0	22	0
Scott	1	16	16.0	16	0
Oldham	1	9	9.0	9	0
Roye	1	2	2.0	2	0
Davis	1	1	1.0	1	0
Steelers	14	149	10.6	25	0
Opponents	18	304	16.9	58	3

Punting										
	No.	Yds	Avg	Net	TB	In	Lg	B		
Miller	84	3795	45.2	38.1	10	27	75	0		
Steelers	84	3795	45.2	38.1	10	27	75	0		
Opponents	92	3737	40.6	34.3	10	32	78	0		

Team Statistics		
	Pittsburgh	Opponent
Total First Downs	295	260
Rushing	111	92
Passing	159	142
Penalty	25	26
3rd Down: Made/Att	90/234	64/203
3rd Down Pct.	38.5	31.5
4th Down: Made/Att	7/24	8/16
4th Down Pct.	29.2	50.0
Possession Avg.	31:28	28:32
Total Net Yards	4474	4884
Avg. Per Game	304.6	305.3
Total Plays	1067	953
Avg. Per Play	4.6	5.1
Net Yards Rushing	1991	1958
Avg. Per Game	124.4	122.4
Total Rushes	495	451
Net Yards Passing	2883	2926
Avg. Per Game	180.2	182.9
Sacked/Yards Lost	37/235	39/241
Gross Yards	3118	3167
Att./Completions	535/301	463/245
Completion Pct.	56.3	52.9
Had Intercepted	18	14
Punts/Average	84/45.2	92/40.6
Net Punting Avg.	91/37.5	84/35.5
Penalties/Yards	119/945	101/813
Fumbles/Ball Lost	19/7	29/14
Touchdowns	35	36
Rushing	14	10
Passing	19	20
Returns	2	6

Rushing					
	No.	Yds	Avg	Long	TD
Bettis	299	1091	3.6	35	7
Huntley	93	567	6.1	52	5
Stewart	56	258	4.6	21	2
Zereoue	18	48	2.7	8	0
Tomczak	16	19	1.2	17	0
Witman	6	18	3.0	7	0
Fuamatu-Ma'afala	1	4	4.0	4	0
Ward	2	-2	-1.0	3	0
Gonzalez	2	-3	-1.5	-1	0
Miller	2	-9	-4.5	0	0
Steelers	495	1991	4.0	52	14
Opponents	451	1958	4.3	82	10

Punt Returns						
	Ret	FC	Yds	Avg	Long	TD
Edwards	25	4	234	9.4	48	0
Hawkins	11	6	49	4.5	14	0
Shaw	4	3	53	13.3	17	0
Blackwell	1	1	39	39.0	39	0
Ward	1	0	2	2.0	2	0
Steelers	42	14	377	9.0	48	0
Opponents	39	13	392	10.1	94	1

Kickoff Returns					
	No.	Yds	Avg	Long	TD
Huntley	15	336	22.4	41	0
Blackwell	14	282	20.1	37	0
Edwards	13	234	18.0	44	0
Zereoue	7	169	24.1	35	0
Lyons	3	42	14.0	17	0
Cline LG	2	8	4.0	8	0
Cline TM	2	8	4.0	8	0
Fuamatu-Ma'afala	1	9	9.0	9	0
Vrabel	1	6	6.0	6	0
Ward	1	24	24.0	24	0
Steelers	57	1,110	19.5	44	0
Opponents	67	1,209	18.0	75	0

Score by Period						
	Q1	Q2	Q3	Q4	OT	Pts
Steelers	102	72	60	83	0	317
Opponents	100	102	59	59	0	320

Receiving					
	No.	Yds	Avg	Long	TD
Edwards	61	714	11.7	41	5
Ward	61	638	10.5	42	7
Hawkins	30	285	9.5	23	0
Shaw	28	387	13.8	49	3
Huntley	27	253	9.4	25	3
Bettis	21	110	5.2	17	0
Blackwell	20	186	9.3	26	0
Bruener	18	176	9.8	29	0
Witman	12	106	8.8	38	0
Stewart	9	113	12.6	28	1
Lyons	8	81	10.1	25	0
Cline	4	45	11.3	30	0
Cushing	2	29	14.5	22	0
Johnson	2	23	11.5	18	0
Zereoue	2	17	8.5	14	0
Steelers	301	3118	10.4	49	19
Opponents	245	3167	12.9	88	20

Field Goals					
	1-19	20-29	30-39	40-49	50+
K. Brown	2/2	5/5	9/10	8/11	1/1
Steelers	2/2	5/5	9/10	8/11	1/1
Opponents	2/2	8/9	4/6	5/8	1/1

K. Brown: (19G,28G,19G)(32G,28G,36G)(33G)
 (48G)(43G)(51G,25G)(28G,38G,31N)
 (41G,32G,47G)(44N,24G)(35G,33G)(40G,38G)
 (31G,46N)(42G,49B,47G)(46G)
Opponents: (45G,28G)(45G,51G,41G,26G,30N,
 38G)(27G,41G)(29G,36N)(37G,41N)(47N)(19G,
 20G,49N)(39G)(29G)

Passing									
	Att	Cmp	Yds	Cmp%	TD	Int	Long	Sack/Lost	Rating
Stewart	275	160	1464	58.2	6	10	42	22/131	64.9
Tomczak	258	139	1625	53.9	12	8	49	15/104	75.8
Bettis	1	1	21	100.0	1	0	21	0/0	158.3
Gonzalez	1	1	8	100.0	0	0	8	0/0	100.0
Steelers	535	301	3118	56.3	19	18	49	37/235	71.1
Opponents	463	245	3167	52.9	20	14	88	40/247	76.5

1998 Final Regular-Season Statistics (Won 7, Lost 9)

Schedule

Date	W-L	Score	Opponent	Attendance
9/6	W	20-13	at Baltimore	68,847
9/13	W	17-12	Chicago	59,084
9/20	L	21-0	at Miami	73,948
9/27	W	13-10	Seattle	58,413
10/11	L	25-20	at Cincinnati	59,979
10/18	W	16-6	Baltimore	58,620
10/26	W	20-13	at Kansas City	79,431
11/1	L	41-31	Tennessee	58,222
11/9	W	27-20	Green Bay	60,507
11/15	L	23-14	at Tennessee	41,104
11/22	W	30-15	Jacksonville	59,124
11/26	L	19-16/OT	at Detroit	78,139
12/6	L	23-9	New England	58,632
12/13	L	16-3	at Tampa Bay	65,335
12/20	L	25-24	Cincinnati	52,017
12/28	L	21-3	at Jacksonville	74,143

Team Statistics

	Pittsburgh	Opponent
Total First Downs	268	266
Rushing	106	88
Passing	135	155
Penalty	27	23
3rd Down: Made/Att	87/224	89/236
3rd Down Pct.	38.8	37.7
4th Down: Made/Att	3/15	8/18
4th Down Pct.	20.0	44.4
Possession Avg.	30:20	29:40
Total Net Yards	4586	4963
Avg. Per Game	286.6	310.2
Total Plays	1014	1002
Avg. Per Play	4.5	5.0
Net Yards Rushing	2034	1642
Avg. Per Game	127.1	102.6
Total Rushes	490	479
Net Yards Passing	2552	3321
Avg. Per Game	159.5	207.6
Sacked/Yards Lost	35/229	41/238
Gross Yards	2781	3559
Att./Completions	489/274	482/268
Completion Pct.	56.0	55.6
Had Intercepted	20	16
Punts/Average	82/43.5	76/45.8
Net Punting Avg.	82/36.8	76/38.9
Penalties/Yards	79/691	106/854
Fumbles/Ball Lost	18/12	28/13
Touchdowns	26	30
Rushing	8	8
Passing	13	17
Returns	5	5

Score by Period

	Q1	Q2	Q3	Q4	OT	Pts
Steelers	40	86	70	67	0	263
Opponents	24	112	63	101	3	303

Passing

	Att	Cmp	Yds	Cmp%	TD	Int	Long	Sack/Lost	Rating
Stewart	458	252	2560	55.0	11	18	55	33/211	62.9
Tomczak	30	21	204	70.0	2	2	42	2/18	83.2
Ward	1	1	17	100.0	0	0	17	0/0	118.8
Steelers	489	274	2781	56.0	13	20	57	35/229	64.3
Opponents	482	268	3559	55.6	17	16	86	41/238	77.1

Scoring

	TD	Ru	Pa	Rt	PAT	FG	2Pt	Pts
N. Johnson	0	0	0	0	021/2126	31	0	99
C. Johnson	7	0	0	0	0/0	0	0	46
Bettis	3	3	0	0	0/0	0	0	21
Fuamatu-Ma'afala	2	1	0	0	0/0	0	0	18
Bruener	2	0	2	0	0/0	0	0	12
Stewart	2	2	0	0	0/0	0	0	12
Washington	2	0	0	2	0/0	0	0	12
Blackwell	1	0	1	0	0/0	0	1	8
Coleman	1	0	1	0	0/0	0	0	6
Hawkins	1	0	1	0	0/0	0	0	6
Huntley	1	1	0	0	0/0	0	0	6
Lake	1	0	0	1	0/0	0	0	6
McAfee	1	0	0	1	0/0	0	0	6
Oldham	1	0	0	1	0/0	0	0	6
George	0	0	0	0	2/2	0	1	0
Steelers	26	8	13	523/2326	32	3	263	
Opponents	30	8	17	523/2432	41	0	303	

Sacks: Gildon 11.0, Henry 4.0, Emmons 3.5, Harrison 3.5, Roye 3.5, D. Jones 3.0, Kirkland 2.5, Vrabel 2.5, Gibson 2.0, Holmes 1.5, Flowers 1.0, Lake 1.0, Steed 1.0, Oldham 0.5, Perry 0.5, **Steelers: 41.0, Opponents: 35.0**

2-Pt. Conversions: Steelers 3-3, Opponents 2-6

Rushing

	No.	Yds	Avg	Long	TD
Bettis	316	1185	3.8	42	3
Stewart	81	406	5.0	56	2
Huntley	55	242	4.4	48	1
McAfee	18	111	6.2	14	0
Hawkins	10	41	4.1	14	0
Fuamatu-Ma'afala	7	30	4.3	10	2
Ward	1	13	13.0	13	0
C. Johnson	1	4	4.0	4	0
Witman	1	2	2.0	2	0
Steelers	490	2034	4.2	56	8
Opponents	479	1642	3.4	37	8

Receiving

	No.	Yds	Avg	Long	TD
Hawkins	66	751	11.4	53	1
C. Johnson	65	815	12.5	55	7
Blackwell	32	297	9.3	24	1
Bruener	19	157	8.3	20	2
Bettis	16	90	5.6	26	0
Ward	15	246	16.4	45	0
Witman	13	74	5.7	15	0
Dunn	9	87	9.7	24	0
Fuamatu-Ma'afala	9	84	9.3	26	1
Lester	9	46	5.1	9	0
McAfee	9	27	3.0	11	0
Coleman	4	49	12.3	13	1
Lyons	3	19	6.3	11	0
Huntley	3	18	6.0	7	0
Stewart	1	17	17.0	17	0
Bishop	1	4	4.0	4	0
Steelers	274	2781	10.1	55	13
Opponents	268	3559	13.3	86	17

Interceptions

	No.	Yds	Avg	Long	TD
Washington	5	178	35.6	78	2
Lake	4	33	8.3	27	1
Perry	2	69	34.5	40	0
Holmes	1	36	36.0	36	0
Oldham	1	14	14.0	14	0
Emmons	1	2	2.0	2	0
Flowers	1	2	2.0	2	0
Kirkland	1	1	1.0	1	0
Steelers	16	335	20.9	78	3
Opponents	20	169	8.5	33	2

Punting

	No.	Yds	Avg	Net	TB	In	Lg	B
Miller	81	3530	43.6	36.8	12	34	73	0
Stewart	1	35.0	35.0	35.0	0	1	35	0
Steelers	82	3565	43.5	36.8	12	35	73	0
Opponents	76	3482	45.8	38.9	13	22	71	1

Punt Returns

	Ret	FC	Yds	Avg	Long	TD
Hawkins	15	8	175	11.7	47	0
Coleman	10	3	53	5.3	12	0
Arnold	4	1	19	4.8	8	0
Blackwell	4	4	22	5.5	13	0
Steelers	33	16	269	8.2	47	0
Opponents	30	18	310	10.3	46	0

Kickoff Returns

	No.	Yds	Avg	Long	TD
Dunn	21	525	25.0	44	0
Blackwell	20	382	19.1	43	0
Huntley	6	119	19.8	26	0
Arnold	3	78	26.0	31	0
Lyons	2	-4	-2.0	6	0
Gibson	1	9	9.0	9	0
McAfee	1	10	10.0	25	0
Roye	1	0	0.0	0	0
Steelers	55	1112	20.2	44	0
Opponents	64	1212	18.9	53	0

Field Goals

	1-19	20-29	30-39	40-49	50+
N. Johnson	0/0	10/10	5/5	11/14	0/2
George	0/0	0/0	0/1	0/0	0/0
Steelers	0/0	10/10	5/6	11/14	0/2
Opponents	1/1	9/9	9/10	12/17	1/4
N. Johnson:	(27G,49G)(49G)(47B)(33G,42N,25G)(40G,40G)(41G,42G,40G)(34G,22G)(52N)(45G,21G)(38G,29G,41G)(30G,38G,53N,25G)(49G,26G,43G)(27G)(22G)(47N,24G)				
George:	(36B)				
Opponents:	(41G,42N,42N,45N,25G)(19G,36G)(47G,52N)(44G,48G)(41G,40G)(20G,28G)(43G,32G)(51N,42G,37G)(46G,24G,22G)(1)(45G,51G,43N,35G,42G)(21G,29G,35G)(39G,37G,33B,21G)(33G,37G,43G,53N,46N,21G)				

1997 Final Regular-Season Statistics (Won 11, Lost 5)

Schedule

Date	W-L	Score	Opponent	Attendance
8/31	L	37-7	Dallas	60,396
9/7	W	14-13	Washington	58,059
9/22	L	30-21	at Jacksonville	73,016
9/28	W	37-24	Tennessee	57,507
10/5	W	42-34	at Baltimore	64,421
10/12	W	24-22	Indianapolis	57,925
10/19	W	26-10	at Cincinnati	60,020
10/26	W	23-17/OT	Jacksonville	57,011
11/3	L	13-10	at Kansas City	78,301
11/30	W	26-20/OT	at Arizona	66,341
12/7	W	35-24	Denver	59,739
12/13	W	24-21/OT	at New England	60,013
12/21	L	16-6	at Tennessee	50,677

Team Statistics

	Pittsburgh	Opponent
Total First Downs	326	285
Rushing	154	82
Passing	157	177
Penalty	15	26
3rd Down: Made/Att	98/216	102/228
3rd Down Pct.	44.7	44.7
4th Down: Made/Att	11/18	7/13
4th Down Pct.	61.1	53.8
Possession Avg.	32:05	27:55
Total Net Yards	5542	4705
Avg. Per Game	346.4	294.1
Total Plays	1058	1005
Avg. Per Play	5.2	4.7
Net Yards Rushing	2479	1318
Avg. Per Game	154.9	82.4
Total Rushes	572	403
Net Yards Passing	3063	3387
Avg. Per Game	191.4	211.7
Sacked/Yards Lost	20/152	48/294
Gross Yards	3215	3681
Att./Completions	466/253	554/295
Completion Pct.	54.3	53.2
Had Intercepted	19	20
Punts/Average	64/42.6	66/42.5
Net Punting Avg.	64/35.0	66/37.9
Penalties/Yards	95/881	90/708
Fumbles/Ball Lost	25/14	26/14
Touchdowns	44	31
Rushing	19	5
Passing	22	24
Returns	3	2

Score by Period

	Q1	Q2	Q3	Q4	OT	Pts
Steelers	67	98	86	106	15	372
Opponents	69	106	65	67	0	307

Passing

	Att	Cmp	Yds	Cmp%	TD	Int	Long	Sack/Lost	Rating
Stewart	440	236	3020	53.6	21	17	69t	20/152	75.2
Tomczak	24	16	185	66.7	1	2	28t	0/0	68.9
Quinn	2	1	10	50.0	0	0	10	0/0	64.6
Steelers	466	253	3215	54.3	22	19	69t	20/152	74.8
Opponents	554	295	3681	53.2	24	20	55	48/294	73.5

Scoring

	TD	Ru	Pa	Rt	PAT	FG	2Pt	Pts
N. Johnson	0	0	0	0	040/4022/25	0	106	
Stewart	11	11	0	0	0/0	0/0	0	66
Bettis	9	7	2	0	0/0	0/0	0	54
Thigpen	7	0	7	0	0/0	0/0	1	44
Bruener	6	0	6	0	0/0	0/0	0	36
Hawkins	3	0	3	0	0/0	0/0	0	18
Blackwell	2	0	1	1	0/0	0/0	0	12
C. Johnson	2	0	2	0	0/0	0/0	0	12
Jones	2	1	1	0	0/0	0/0	0	12
Gildon	1	0	0	1	0/0	0/0	0	6
Lake	1	0	0	1	0/0	0/0	0	6
Steelers	44	19	22	340/4022/25	1	372		
Opponents	31	5	24	228/2829/35	1	307		

Sacks: Lake 6.0, Gildon 5.0, Kirkland 5.0, Henry 4.5, Conley 4.0, B. Johnson 4.0, Holmes 4.0, Oldham 4.0, Lloyd 3.5, Bell 1.5, Vrabel 1.5, Fuller 1.0, Gibson 1.0, Perry 1.0, Roy 1.0, Steed 1.0.
Steelers: 48.0, Opponents: 20.0
2-Pt. Conversions: Steelers 1-2, Opponents 2-3

Rushing

	No.	Yds	Avg	Long	TD
Bettis	375	1665	4.4	34	7
Stewart	88	476	5.4	74t	11
Jones	72	235	3.3	32	1
McAfee	13	41	3.2	9	0
Hawkins	5	17	3.4	11	0
Blackwell	2	14	7.0	11	0
Tomczak	7	13	1.9	17	0
Witman	5	11	2.2	4	0
Lester	2	9	4.5	6	0
Thigpen	1	3	3.0	3	0
Marsh	1	2	2.0	2	0
Miller	1	-7	-7.0	-7	0
Steelers	572	2479	4.3	74t	19
Opponents	403	1318	3.3	47	5

Receiving

	No.	Yds	Avg	Long	TD
Thigpen	79	1398	17.7	69t	7
C. Johnson	46	568	12.3	49	2
Hawkins	45	555	12.3	44t	3
Bruener	18	117	6.5	18t	6
Jones	16	96	6.0	25	1
Bettis	15	110	7.3	19t	2
Blackwell	12	168	14.0	46	1
Lester	10	51	5.1	14	0
Lyons	4	29	7.3	13	0
McAfee	2	44	22.0	30	0
Marsh	2	14	7.0	8	0
Adams	1	39	39.0	39	0
Sadowski	1	12	12.0	12	0
Botkin	1	11	11.0	11	0
Witman	1	3	3.0	3	0
Steelers	253	3215	12.7	69t	22
Opponents	295	3681	12.5	55	24

Interceptions

	No.	Yds	Avg	Long	TD
Woodford	4	91	22.8	34	0
Perry	4	77	19.3	42	0
Lake	3	16	5.3	11	0
Oldham	2	16	8.0	8	0
Kirkland	2	14	7.0	11	0
Scott	2	-4	-2.0	0	0
Henry	1	36	36.0	36	0
Bell	1	10	10.0	7	0
Conley	1	-3	-3.0	3	0
Steelers	20	253	12.7	42	0
Opponents	19	270	14.2	43	0

Punting

	No.	Yds	Avg	Net	TB	In	Lg	B
Miller	64	2729	42.6	35.0	11	17	72	0
Steelers	64	2729	42.6	35.0	11	17	72	0
Opponents	66	2804	42.5	37.9	4	17	59	0

Punt Returns

	Ret	FC	Yds	Avg	Long	TD
Blackwell	32	6	149	6.5	15	0
Coleman	5	2	5	1.0	5	0
Hawkins	4	2	68	17.0	30	0
Steelers	32	10	222	6.9	30	0
Opponents	23	6	271	11.8	38	0

Kickoff Returns

	No.	Yds	Avg	Long	TD
Blackwell	32	791	24.7	97t	1
Coleman	24	487	20.3	28	0
Adams	10	215	21.5	31	0
Vrabel	1	0	0.0	0	0
Witman	1	10	10.0	10	0
Steelers	67	1493	22.3	97t	1
Opponents	74	1556	21.0	97t	1

Field Goals

	1-19	20-29	30-39	40-49	50+
N. Johnson	1/1	6/6	8/8	6/8	1/2
Steelers	1/1	6/6	8/8	6/8	1/2
Opponents	1/1	13/14	11/12	3/6	1/2

N. Johnson: (40B)(46N,48G,25G,44G)(23G) (43G,32G)(19G)(27G)(52G,22G,39G)(34G,25G) (46G,40G)(40G,39G)(51N)(36G,34G,31G) (23G,36G)
Opponents: (53G,24G,28G)(37G,28G)(29N,20G,45G,38N,27G)(43N,37G,47G,28G)(34G) (37G,27G,35G,42N)(33G)(20G)(35G,44G) (25G)(23G,35G,25G)(32G,19G,46N)(35G,53N) (34G,29G,26G)

1996 Final Regular-Season Statistics (Won 10, Lost 6)

Schedule

Date	W-L	Score	Opponent	Attendance
9/1	L	24-9	at Jacksonville	70,210
9/8	W	31-17	Baltimore	57,247
9/16	W	24-6	Buffalo	59,002
9/29	W	30-16	Houston	58,608
10/7	W	17-7	at Kansas City	79,189
10/13	W	20-10	Cincinnati	58,875
10/20	L	23-13	at Houston	50,337
10/27	W	20-17	at Atlanta	58,760
11/3	W	42-6	St. Louis	58,148
11/10	L	34-24	at Cincinnati	57,265
11/17	W	28-3	Jacksonville	58,879
11/25	W	24-17	at Miami	73,489
12/1	L	31-17	at Baltimore	51,822
12/8	W	16-3	San Diego	56,368
12/15	L	25-15	San Francisco	59,823
12/22	L	18-14	at Carolina	72,217

Team Statistics

	Pittsburgh	Opponent
Total First Downs	296	286
Rushing	138	80
Passing	146	174
Penalty	12	32
3rd Down: Made/Att	84/208	77/213
3rd Down Pct.	40.4	36.2
4th Down: Made/Att	4/10	4/11
4th Down Pct.	40.0	36.4
Possession Avg.	30:08	29:52
Total Net Yards	5140	4362
Avg. Per Game	321.3	272.6
Total Plays	1002	1009
Avg. Per Play	5.1	4.3
Net Yards Rushing	2299	1415
Avg. Per Game	143.7	88.4
Total Rushes	525	411
Net Yards Passing	2841	2947
Avg. Per Game	177.6	184.2
Sacked/Yards Lost	21/149	51/369
Gross Yards	2990	3316
Att./Completions	456/246	547/322
Completion Pct.	53.9	58.9
Had Intercepted	19	23
Punts/Average	72/40.7	86/43.8
Net Punting Avg.	72/33.7	86/38.1
Penalties/Yards	84/665	97/746
Fumbles/Ball Lost	27/14	28/17
Touchdowns	39	27
Rushing	18	7
Passing	15	17
Returns	6	3

Score by Period

	Q1	Q2	Q3	Q4	OT	Pts
Steelers	84	115	92	53	0	344
Opponents	67	85	42	63	0	257

Passing

	Att	Cmp	Yds	Cmp%	TD	Int	Long	Sack/Lost	Rating
Tomczak	401	222	2767	55.4	15	17	70t	16/105	71.8
Stewart	30	11	100	36.7	0	2	15	3/37	18.8
Miller	25	13	123	52.0	0	0	17	2/7	65.9
Steelers	456	246	2990	53.9	15	19	70t	21/149	68.0
Opponents	547	322	3316	58.9	17	23	53t	51/369	69.2

Scoring

	TD	Ru	Pa	Rt	PAT	FG	2Pt	Pts
N. Johnson	0	0	0	0	037/3723/30	0	0	106
Bettis	11	11	0	0	0/0	0/0	0	66
Stewart	8	5	3	0	0/0	0/0	0	48
Hastings	6	0	6	0	0/0	0/0	0	36
C. Johnson	3	0	3	0	0/0	0/0	1	20
Lake	2	0	0	2	0/0	0/0	0	12
Pegram	2	1	0	1	0/0	0/0	0	12
Thigpen	1	0	0	1	0/0	0/0	0	12
Woodson	2	0	0	2	0/0	0/0	0	12
Lester	1	1	0	0	0/0	0/0	0	6
Mills	1	0	1	0	0/0	0/0	0	6
Perry	1	0	0	1	0/0	0/0	0	6
Bruener	0	0	0	0	0/0	0/0	1	2
Steelers	39	18	15	637/3723/30	3	2347		
Opponents	27	7	17	326/2621/26	3	257		

Sacks: Brown 13.0, Gildon 7.0, Kirkland 4.0,

Buckner 3.0, Gibson 2.5, Emmons 2.5, Lake 2.0, Bell 2.0, Ravotti 2.0, Oldham 2.0, Henry 1.5, Perry 1.0, Williams 1.0, Woodson 1.0, Johnson 1.0, Jones 1.0, Holmes 1.0, Lloyd 1.0, Raybon 1.0, Olsavsky 0.5, TM 1.0, **Steelers: 51.0, Op-**

ponents: 21.0
2-Pt. Conversions: Steelers 2-2, Opponents 0-1

Rushing

	No.	Yds	Avg	Long	TD
Bettis	320	1431	4.5	57t	11
Pegram	97	509	5.2	27	1
Stewart	39	171	4.4	80t	5
Hastings	4	71	17.8	37	0
Witman	17	69	4.1	15	0
Mills	2	24	12.0	15	0
Lester	8	20	2.5	5t	1
McAfee	7	17	2.4	5	0
Richardson	5	17	3.4	8	0
Arnold	1	-3	-3.0	-3	0
Miller	2	-4	-2.0	0	0
Tomczak	22	-7	-0.3	6	0
Edge	1	-16	-16.0	-16	0
Steelers	525	2299	4.4	80t	18
Opponents	411	1415	3.4	33t	7

Receiving

	No.	Yds	Avg	Long	TD
Hastings	72	739	10.3	38	6
C. Johnson	60	1008	16.8	70t	3
Bettis	22	122	5.5	16	0
Stewart	17	293	17.2	48	3
Pegram	17	112	6.6	14	0
Thigpen	12	244	20.3	39	2
Bruener	12	141	11.8	36	0
Mills	7	92	13.1	22	1
Lester	7	70	10.0	19	0
Arnold	6	76	12.7	26	0
McAfee	5	21	4.2	9	0
Botkin	4	36	9.0	17	0
Witman	2	15	7.5	11	0
Hayes	2	14	7.0	7	0
Holliday	1	7	7.0	7	0
Steelers	246	2990	12.2	70t	15
Opponents	322	3316	10.3	53	17

Interceptions

	No.	Yds	Avg	Long	TD
Woodson	6	121	20.2	43t	1
Perry	5	115	23.0	28	1
Kirkland	4	12	3.0	6	0
Brown	2	20	10.0	16	0
Figures	2	13	6.5	13	0
Lake	1	47	47.0	47t	1
Olsavsky	1	5	5.0	5	0
Williams	1	1	1.0	1	0
Fuller	1	0	0.0	0	0
Steelers	23	334	14.5	47t	3
Opponents	19	234	12.3	61t	2

Punting

	No.	Yds	Avg	Net	TB	In	Lg	B
Miller	55	2256	41.0	33.6	8	18	61	0
Edge	17	675	39.7	34.1	3	7	48	0
Steelers	72	2931	40.7	33.7	11	25	61	0
Opponents	86	3771	43.8	38.1	12	25	64	0

Punt Returns

	Ret	FC	Yds	Avg	Long	TD
Hastings	37	12	242	6.5	33	0
Arnold	2	0	6	3.0	5	0
Jones	1	0	3	3.0	3	0
Steelers	40	12	250	6.3	33	0
Opponents	32	15	284	8.9	46	0

Kickoff Returns

	No.	Yds	Avg	Long	TD
Arnold	19	425	22.4	30	0
Pegram	17	419	24.6	91t	1
Mills	8	146	18.3	27	0
Johnson	6	111	18.5	31	0
Hastings	1	42	42.0	42	0
Perry	1	8	8.0	8	0
Witman	1	20	20.0	20	0
Steelers	53	1171	22.1	91t	1
Opponents	69	1509	21.9	90t	1

Field Goals

	1-19	20-29	30-39	40-49	50+
N. Johnson	0/0	10/12	8/10	5/7	0/1
Steelers	0/0	10/12	8/10	5/7	0/1
Opponents	1/1	7/7	6/7	6/9	1/2
Johnson:	(48G,29G,23G)(35G)(30G,37B24B)	(33G,36G,36G)(21G,32G,28B,43G)(33G,22G)	(26G,38N,29G)(27G,20G)(446,42N)(51N)	(47G,47N)(22G)(49G,39G,21G)	
Opponents:	(52G)(29G)(31G,45G)(47N)	(43N)(19G)(22G,32G,48G)(41G)(25G,27G)	(32G,34G)(40G)(56N,41G,48N)(40G)(25G)	(39N,22G)(35G,30G,29G)	

1995 Final Regular-Season Statistics (Won 11, Lost 5)

Schedule

Date	W-L	Score	Opponent	Attendance
9/3	W	23-20	Detroit	58,002
9/10	W	34-17	at Houston	44,122
9/18	L	23-10	at Miami	72,874
9/24	L	44-24	Minnesota	57,853
10/1	W	31-16	San Diego	57,012
10/8	L	20-16	at Jacksonville	72,042
10/19	L	27-9	Cincinnati	56,684
10/29	W	24-7	Jacksonville	54,516
11/5	W	37-34/OT	at Chicago	61,838
11/13	W	20-3	Cleveland	58,675
11/19	W	49-31	at Cincinnati	54,636
11/26	W	20-17	at Cleveland	67,269
12/2	W	21-7	Houston	56,013
12/10	W	29-10	at Oakland	53,516
12/16	W	41-27	New England	57,158
12/24	L	24-19	at Green Bay	60,649

Team Statistics

	Pittsburgh	Opponent
Total First Downs	344	272
Rushing	117	67
Passing	193	181
Penalty	34	24
3rd Down: Made/Att	97/230	68/202
3rd Down Pct.	42.2	33.7
4th Down: Made/Att	11/20	8/13
4th Down Pct.	55.0	61.5
Possession Avg.	32:36	27:24
Total Net Yards	5769	4561
Avg. Per Game	360.6	285.1
Total Plays	1110	943
Avg. Per Play	5.2	4.8
Net Yards Rushing	1852	1321
Avg. Per Game	115.8	82.6
Total Rushes	494	370
Net Yards Passing	3917	3240
Avg. Per Game	244.8	202.5
Sacked/Yards Lost	24/176	42/272
Gross Yards	4093	3512
Att./Completions	592/348	531/314
Completion Pct.	58.8	59.1
Had Intercepted	21	22
Punts/Average	59/40.1	85/43.3
Net Punting Avg.	59/33.3	85/36.3
Penalties/Yards	109/839	101/931
Fumbles/Ball Lost	24/13	30/12
Touchdowns	44	37
Rushing	17	9
Passing	21	24
Returns	6	4

Score by Period

	Q1	Q2	Q3	Q4	OT	Pts
Steelers	72	137	60	135	3	407
Opponents	33	124	109	61	0	327

Passing

	Att	Cmp	Yds	Cmp%	TD	Int	Long	Sack/Lost	Rating
O'Donnell	416	246	2970	59.1	17	7	71t	15/126	87.7
Tomczak	113	65	666	57.5	1	9	29	6/42	44.3
Miller	56	32	397	57.1	2	5	42t	2/8	53.9
Stewart	7	5	60	71.4	1	0	32	0/0	136.9
Steelers	592	348	4093	58.8	21	21	71t	24/176	76.9
Opponents	531	314	3512	59.1	24	22	76t	42/272	76.7

Scoring

	TD	Ru	Pa	Rt	PAT	FG	2Pt	Pts
N. Johnson	0	0	0	0	39/39	34t/41	0/14t	144
Morris	9	9	0	0	0/0	0/0	0/0	54
Mills	8	0	8	0	0/0	0/0	0/0	48
Pegram	6	5	1	0	0/0	0/0	0/0	38
Thigpen	5	0	5	0	0/0	0/0	1/30	30
Bruener	3	0	3	0	0/0	0/0	0/0	18
Hastings	2	0	1	1	0/0	0/0	0/0	12
Stewart	2	1	1	0	0/0	0/0	0/0	12
Avery	1	0	1	0	0/0	0/0	0/0	6
Buckner	1	0	0	1	0/0	0/0	0/0	6
Lake	1	0	0	1	0/0	0/0	0/0	6
Lester	1	1	0	0	0/0	0/0	0/0	6
Mays	1	0	0	1	0/0	0/0	0/0	6
McAfee	1	1	0	0	0/0	0/0	0/0	6
Oldham	1	0	0	1	0/0	0/0	0/0	6
J. Williams	1	0	1	0	0/0	0/0	0/0	6
W. Williams	1	0	0	1	0/0	0/0	0/0	6
Steelers	44	17	21	639/39	34/41	0	147	407
Opponents	37	9	24	434/34	23/25	0	327	327

Sacks: Greene 9.0, Seals 8.5, Lloyd 6.5, Brown 5.5, Buckner 3.0, Gildon 3.0, Henry 2.0, Lake 1.5, Kirkland 1.0, Olsavsky 1.0, Steed 1.0,
Steelers: 42.0, Opponents: 24.0
2-PT. Conversions: Steelers 1-5, Opponents 1-3

Rushing

	No.	Yds	Avg	Long	TD
Pegram	213	813	3.8	38	5
Morris	148	559	3.8	30t	9
McAfee	39	156	4.0	22t	1
J. Williams	29	110	3.8	31	0
Stewart	15	86	5.7	22t	1
O'Donnell	24	45	1.9	14	0
Mills	5	39	7.8	20	0
Tomczak	11	25	2.3	11	0
Hastings	1	14	14.0	14	0
Lester	5	9	1.8	3	1
Avery	1	3	3.0	3	0
Miller	1	2	2.0	2	0
Thigpen	1	1	1.0	1	0
C. Johnson	1	-10	-10.0	-10	0
Steelers	494	1852	3.7	38	17
Opponents	370	1321	3.6	58t	9

Receiving

	No.	Yds	Avg	Long	TD
Thigpen	85	1307	15.4	43	5
Hastings	48	502	10.5	36	1
Mills	39	679	17.4	62t	8
C. Johnson	38	432	11.4	33	0
Bruener	26	238	9.2	29	3
Pegram	26	206	7.9	22	1
J. Williams	24	127	5.3	20	1
McAfee	15	88	5.9	18	0
Stewart	14	235	16.8	71t	1
Hayes	11	113	10.3	32	0
Avery	11	82	7.5	18t	1
Morris	8	36	4.5	13	0
Barnes	3	48	16.0	25	0
Steelers	348	4093	11.8	71t	21
Opponents	314	3512	11.2	76t	24

Interceptions

	No.	Yds	Avg	Long	TD
W. Williams	7	122	17.4	63t	1
Perry	4	71	17.8	26	0
Lloyd	3	85	28.3	52	0
Mays	2	35	17.5	32t	1
Bell	2	4	2.0	4	0
Lake	1	32	32.0	32t	1
Oldham	1	12	12.0	12	0
Greene	1	0	0.0	0	0
Seals	1	0	0.0	0	0
Steelers	22	361	16.4	63t	3
Opponents	21	185	8.8	60t	3

Punting

	No.	Yds	Avg	Net	TB	In	Lg	B
Stark	59	2368	40.1	33.3	11	20	64	0
Steelers	59	2368	40.1	33.3	11	20	64	0
Opponents	85	3682	43.3	36.3	6	19	66	0

Punt Returns

	Ret	FC	Yds	Avg	Long	TD
Hastings	48	8	474	9.9	72t	1
Steelers	48	8	474	9.9	72t	1
Opponents	22	9	186	8.5	16	0

Kickoff Returns

	No.	Yds	Avg	Long	TD
Mills	54	1306	24.2	57	0
McAfee	5	56	11.2	25	0
Pegram	4	85	21.3	28	0
Bruener	2	19	9.5	10	0
Johnson	2	47	23.5	40	0
Gibson	1	10	10.0	10	0
T. Greene	1	7	7.0	7	0
Steelers	69	1530	22.2	57	0
Opponents	88	1544	17.5	62	0

Field Goals

	1-19	20-29	30-39	40-49	50+
N. Johnson	1/1	10/10	14/16	8/13	1/1
Steelers	1/1	10/10	14/16	8/13	1/1
Opponents	0/0	8/8	7/7	7/8	1/2

N. Johnson: (39G,45N,47G,31G)(42G,40G)(40G)(45N,47N,32G,35G)(25G)(41G,19G,22G)(39N,36N,25G,28G,38G)(36G)(40G,46G,24G)(48N,38N,34G)(50G,26G)(33G,27G)(41G,35G,32G,20G,22G)(43N,32G,32G)(33G,25G)
Opponents:(43G,36G)(43G)(37G,39G,52N,21G)(33G,43G,40G)(28G)(53G,32G)(31G,23G)(40G,27G,44N)(29G)(27G)(44G)(39G)(23G,22G)(47G)

• Team Record

1994 Final Regular-Season Statistics (Won 12, Lost 4)

Schedule

Date	W-L	Score	Opponent	Attendance
9/4	L	26-9	Dallas	55,049
9/11	W	17-10	at Cleveland	73,018
9/18	W	31-21	Indianapolis	51,769
9/25	L	30-13	at Seattle	64,351
10/3	W	30-14	Houston	78,441
10/16	W	14-10	Cincinnati	54,328
10/23	W	10-6	at N.Y. Giants	57,659
10/30	L	20-17/OT	at Arizona	69,405
11/6	W	12-9/OT	at Houston	68,498
11/14	W	23-10	Buffalo	56,702
11/20	W	16-13/OT	Miami	50,925
11/27	W	21-3	at L.A. Raiders	63,925
12/4	W	38-15	at Cincinnati	55,811
12/11	W	14-3	Philadelphia	78,164
12/18	W	17-7	Cleveland	58,183
12/24	L	37-34	at San Diego	50,809

Team Statistics

	Pittsburgh	Opponent
Total First Downs	307	262
Rushing	138	76
Passing	148	156
Penalty	21	30
3rd Down: Made/Att	89/228	72/225
3rd Down Pct.	39.0	32.0
4th Down: Made/Att	4/10	11/19
4th Down Pct.	40.0	57.9
Possession Avg.	31:58	28:02
Total Net Yards	5144	4326
Avg. Per Game	321.5	270.4
Total Plays	1048	1008
Avg. Per Play	4.9	4.3
Net Yards Rushing	2180	1452
Avg. Per Game	136.3	90.8
Total Rushes	546	421
Net Yards Passing	2964	2874
Avg. Per Game	185.3	179.6
Sacked/Yards Lost	39/283	55/382
Gross Yards	3247	3256
Att./Completions	463/266	532/280
Completion Pct.	57.5	52.6
Had Intercepted	9	17
Punts/Average	97/39.7	97/42.2
Net Punting Avg.	97/35.7	97/37.0
Penalties/Yards	119/974	91/763
Fumbles/Ball Lost	18/8	31/14
Touchdowns	35	23
Rushing	15	7
Passing	17	12
Returns	3	4

Score by Period

	Q1	Q2	Q3	Q4	OT	Pts
Steelers	64	106	20	120	6	316
Opponents	50	86	31	64	3	234

Passing

	Att	Cmp	Yds	Cmp%	TD	Int	Long	Sack/Lost	Rating
O'Donnell	370	212	2443	57.3	13	9	60t	35/250	78.9
Tomczak	93	54	804	58.1	4	0	84t	4/33	100.8
Steelers	463	266	3247	57.5	17	9	84t	39/283	83.3
Opponents	532	280	3256	52.6	12	17	76t	55/382	65.6

Scoring

	TD	Ru	Pa	Rt	PAT	FG	2Pt	Pts
Anderson	0	0	0	0	032/3224/29	0	0	104
Morris	7	7	0	0	0/0	0	0	42
Foster	5	5	0	0	0/0	0	0	30
Green	4	0	4	0	0/0	0	0	24
Thigpen	4	0	4	0	0/0	0	0	24
Johnson	3	0	3	0	0/0	0	0	18
J. Williams	3	1	2	0	0/0	0	0	18
Hastings	2	0	2	0	0/0	0	0	12
McAfee (LG)	2	2	0	0	0/0	0	0	12
McAfee (TM)	1	1	0	0	0/0	0	0	6
Woodson	2	0	0	2	0/0	0	0	12
Hayes	1	0	1	0	0/0	0	0	6
Mills	1	0	1	0	0/0	0	0	6
O'Donnell	1	1	0	0	0/0	0	0	6
G. Williams	1	0	0	1	0/0	0	0	6
Stone	0	0	0	0	0/0	0	1	2
Steelers	35	15	17	332/3224/29	1316			
Opponents	23	7	12	422/2224/29	0	234		

Sacks: Greene 14.0, Lloyd 10.0, Brown 8.5, Seals 7.0, Kirkland 3.0, Woodson 3.0, Buckner 2.0, Gildon 2.0, Steed 2.0, Williams 1.5, Figures 1.0, Lake 1.0. **Steelers: 55.0, Opponents: 39.0**
2-Pt. Conversions: Steelers 1-3, Opponents 1-1

Rushing

	No.	Yds	Avg	Long	TD
Foster	216	851	3.9	29t	5
Morris	198	836	4.2	20	7
J. Williams	68	317	4.7	23	1
O'Donnell	31	80	2.6	18	1
McAfee (LG)	18	51	2.8	13	2
McAfee (TM)	16	56	3.50	13	1
Tomczak	4	22	5.5	13	0
Mills	3	18	6.0	17	0
Stone	2	7	3.5	4	0
Avery	2	4	2.0	5	0
Anderson	1	3	3.0	3	0
Johnson	4	-1	-0.2	7	0
Royals	1	-13	-13.0	-13	0
Steelers	546	2180	4.0	29t	15
Opponents	421	1452	3.4	46	7

Receiving

	No.	Yds	Avg	Long	TD
J. Williams	51	378	7.4	23	2
Green	46	618	13.4	46	4
Johnson	38	577	15.2	84t	3
Thigpen	36	546	15.2	60t	4
Morris	22	204	9.3	49	0
Hastings	20	281	14.1	46	2
Foster	20	124	6.2	27	0
Mills	19	384	20.2	43	1
Stone	7	81	11.6	25	0
Hayes	5	50	10.0	17	1
McAfee (LG)	1	4	4.0	4	0
Avery	1	2	2.0	2	0
Keith	1	2	2.0	2	0
Steelers	266	3247	12.2	84t	17
Opponents	280	3249	11.6	76t	12

Interceptions

	No.	Yds	Avg	Long	TD
Perry	7	112	16.0	42	0
Woodson	4	109	27.3	37t	2
Kirkland	2	0	0.0	0	0
Brown	1	9	9.0	9	0
Lloyd	1	8	8.0	8	0
Lake	1	2	2.0	2	0
G. Jones	1	0	0.0	0	0
Steelers	17	240	14.1	42	2
Opponents	9	106	11.8	35t	1

Punting

	No.	Yds	FC	Net	TB	In	Lg	B
Royals	97	3849	39.7	35.7	6	35	64	0
Steelers	97	3849	39.7	35.7	6	35	64	0
Opponents	97	4096	42.2	37.0	4	31	59	0

Punt Returns

	Ret	FC	Yds	Avg	Long	TD
Woodson	39	9	319	8.2	42	0
Johnson	15	7	90	6.0	15	0
Hastings	2	0	15	7.5	12	0
Steelers	56	16	424	7.6	42	0
Opponents	39	23	263	6.7	19	0

Kickoff Returns

	No.	Yds	Avg	Long	TD
Johnson	16	345	21.6	71	0
Woodson	15	365	24.3	54	0
Stone	11	182	16.5	31	0
McAfee (LG)	7	113	16.1	29	0
Thigpen	5	121	24.2	31	0
Morris	4	114	28.5	45	0
Mills	2	6	3.0	6	0
Zgonina	2	8	4.0	8	0
Steelers	55	1141	20.7	71	0
Opponents	68	1530	22.5	95t	2

Field Goals

	1-19	20-29	30-39	40-49	50+
Anderson	1/1	7/8	8/9	7/9	1/2
Steelers	1/1	7/8	8/9	7/9	1/2
Opponents	1/1	4/5	10/13	7/8	2/2

Anderson: (41G)(46N,25G)(46G)(31G,38G)(42G,25G,22G)(29G)(23G)(50G,39G,37G,40G)(39G,39G,30G)(19G,48G,39G)(49N,54N,27N)(41G)(49G,32N)(28G,28G)
Opponents: (40G,31G,21G,32G)(23G,32N)(31G,40G,31G)(48N)(47G)(19G,49G)(20G,26N,51G)(32G,49G,38G)(52G,32B)(34G,36N,48G)(32G)(21G)(37G,40G,32G)

1993 Final Regular-Season Statistics (Won 9, Lost 7)

Schedule

Date	W-L	Score	Opponent	Attendance
9/5	L	24-13	San Francisco	57,502
9/12	L	27-0	at L.A. Rams	50,588
9/19	W	34-7	Cincinnati	53,682
9/27	W	45-17	at Atlanta	65,477
10/10	W	16-3	San Diego	55,264
10/17	W	37-14	New Orleans	56,056
10/24	L	28-23	at Cleveland	78,118
11/7	W	24-16	at Cincinnati	51,202
11/15	W	23-0	Buffalo	60,265
11/21	L	37-13	at Denver	74,840
11/28	L	23-3	at Houston	61,238
12/5	W	17-14	New England	51,358
12/13	W	21-20	at Miami	70,232
12/19	L	26-17	Houston	57,592
12/26	L	16-6	at Seattle	51,814
1/2	W	16-9	Cleveland	49,208

Team Statistics

	Pittsburgh	Opponent
Total First Downs	307	267
Rushing	116	74
Passing	180	163
Penalty	11	30
3rd Down: Made/Att	92/235	68/201
3rd Down Pct.	39.1	33.8
Total Net Yards	5235	4531
Avg. Per Game	327.2	283.2
Total Plays	1079	962
Avg. Per Play	4.9	4.7
Net Yards Rushing	2003	1368
Avg. Per Game	125.2	85.5
Total Rushes	491	399
Net Yards Passing	3232	3163
Avg. Per Game	202.2	197.7
Sacked/Yards Lost	48/374	42/277
Gross Yards	3606	3440
Att./Completions	540/299	521/277
Completion Pct.	55.4	53.2
Had Intercepted	12	24
Punts/Average	89/42.5	82/43.9
Net Punting Avg.	89/34.2	82/38.1
Penalties/Yards	100/861	77/652
Fumbles/Ball Lost	28/15	37/14
Touchdowns	32	30
Rushing	13	6
Passing	16	16
Returns	3	8

Score by Period

	Q1	Q2	Q3	Q4	OT	Pts
Steelers	38	110	79	81	0	308
Opponents	75	102	40	64	0	281

Passing

	Att	Cmp	Yds	Cmp%	TD	Int	Long	Sack/Lost	Rating
O'Donnell	486	270	3208	55.6	14	7	71t	41/331	79.5
Tomczak	54	29	398	53.7	2	5	39t	7/43	51.3
Steelers	540	299	3606	55.4	16	12	71t	48/374	76.7
Opponents	521	277	3440	53.2	16	24	66t	42/277	64.9

Scoring

	TD	Ru	Pa	Rt	PAT	FG	2Pt	Pts
Anderson	0	0	0	0	032/3228/30	0	0	116
Foster	9	8	1	0	0/0	0/0	0	54
Green	5	0	5	0	0/0	0/0	0	30
Hoge	5	1	4	0	0/0	0/0	0	30
Stone	3	1	2	0	0/0	0/0	0	18
Thigpen	3	0	3	0	0/0	0/0	0	18
Thompson	3	3	0	0	0/0	0/0	0	18
Davidson	1	0	0	1	0/0	0/0	0	6
Kirkland	1	0	0	1	0/0	0/0	0	6
Mills	1	0	1	0	0/0	0/0	0	6
Woodson	1	0	0	1	0/0	0/0	0	6
Steelers	32	13	16	332/3228/30	0	0	308	
Opponents	30	6	16	829/3024/29	0	0	281	

Sacks: Greene 12.5, Evans 6.5, Lloyd 6.0, Lake 5.0, Brown 3.0, Davidson 2.5, Woodson 2.0, Steed 1.5, Kirkland 1.0, G. Williams 1.0, Henry 1.0, Steelers: 42.0, Opponents: 48.0
2-Pt. Conversions: Steelers 0-0, Opponents 0-0

Rushing

	No.	Yds	Avg	Long	TD
Thompson	205	763	3.7	36	3
Foster	177	711	4.0	38	8
Hoge	51	249	4.9	30	1
Stone	12	121	10.1	38t	1
O'Donnell	26	111	4.3	27	0
Worley	10	33	3.3	8	0
Mills	3	12	4.0	19	0
Cuthbert	1	7	7.0	7	0
Woodson	1	0	0.0	0	0
Tomczak	5	-4	-0.8	2	0
Steelers	491	2003	4.1	38t	13
Opponents	399	1368	3.4	37	6

Receiving

	No.	Yds	Avg	Long	TD
Green	63	942	15.0	71t	5
Stone	41	587	14.3	44	2
Graham	38	579	15.2	51	0
Thompson	38	259	6.8	28	0
Hoge	33	247	7.5	18	4
Mills	29	386	13.3	30	1
Foster	27	217	8.0	21	1
Thigpen	9	154	17.1	39t	3
Cooper	9	112	12.4	38	0
Davenport	4	51	12.8	19	0
Hastings	3	44	14.7	18	0
Worley	3	13	4.3	9	0
Jordan	1	12	12.0	12	0
Cuthbert	1	3	3.0	3	0
Steelers	299	3606	12.1	71t	16
Opponents	277	3440	12.4	66t	16

Interceptions

	No.	Yds	Avg	Long	TD
Woodson	8	138	17.3	63t	1
Perry	4	61	15.3	30	0
Lake	4	31	7.8	26	0
Johnson	3	51	17.0	26	0
Figures	1	78	78.0	78	0
Henry	1	10	10.0	10	0
Davidson	1	6	6.0	6	0
Steelers	24	386	16.1	78	1
Opponents	12	216	18.0	97t	2

Punting

	No.	Yds	Avg	Net	TB	In	Lg	B
Royals	89	3781	42.5	34.2	3	28	61	0
Steelers	89	3781	42.5	34.2	3	28	61	0
Opponents	82	3600	43.9	38.1	6	23	58	0

Punt Returns

	Ret	FC	Yds	Avg	Long	TD
Woodson	41	11	338	8.2	39	0
Figures	5	2	15	3.0	6	0
Steelers	46	13	353	7.7	39	0
Opponents	50	16	678	13.6	91t	3

Kickoff Returns

	No.	Yds	Avg	Long	TD
Woodson	15	294	19.6	44	0
Hastings	12	177	14.8	22	0
Stone	11	168	15.3	30	0
Thompson	4	77	19.3	27	0
Worley	4	85	21.3	26	0
Hoge	3	33	11.0	15	0
Cooper	1	2	2.0	2	0
Thigpen	1	23	23.0	23	0
Williams	1	19	19.0	19	0
Steelers	52	878	16.9	44	0
Opponents	54	1165	21.6	97t	1

Field Goals

	1-19	20-29	30-39	40-49	50+
Anderson	1/1	8/9	14/14	5/6	0/0
Steelers	1/1	8/9	14/14	5/6	0/0
Opponents	0/0	7/7	9/10	6/9	2/3

1992 Final Regular-Season Statistics (Won 11, Lost 5)

Schedule

Date	W-L	Score	Opponent	Attendance
9/6	W	29-24	at Houston	63,713
9/13	W	27-10	N.Y. Jets	56,050
9/20	W	23-6	at San Diego	46,127
9/27	L	17-3	at Green Bay	58,724
10/11	L	17-9	at Cleveland	78,080
10/19	W	20-0	Cincinnati	55,411
10/25	W	27-3	at Kansas City	76,175
11/1	W	21-20	Houston	58,074
11/8	L	28-20	at Buffalo	80,924
11/15	W	17-14	Detroit	52,242
11/22	W	30-14	Indianapolis	51,101
11/29	W	21-9	at Cincinnati	54,253
12/6	W	20-14	Seattle	47,015
12/13	L	30-6	at Chicago	52,904
12/20	L	6-3	Minnesota	53,613
12/27	W	23-13	Cleveland	53,776

Team Statistics

	Pittsburgh	Opponent
Total First Downs	284	266
Rushing	119	99
Passing	143	146
Penalty	22	21
3rd Down: Made/Att	73/211	65/195
3rd Down Pct.	34.6	33.3
Total Net Yards	4906	4658
Avg. Per Game	306.6	291.1
Total Plays	989	949
Avg. Per Play	5.0	4.9
Net Yards Rushing	2156	1841
Avg. Per Game	134.8	115.1
Total Rushes	518	425
Net Yards Passing	2750	2817
Avg. Per Game	171.9	176.1
Sacked/Yards Lost	36/248	40/296
Gross Yards	3046	3065
Att./Completions	431/249	478/252
Completion Pct.	57.8	52.7
Had Intercepted	14	22
Punts/Average	74/42.1	74/42.0
Net Punting Avg.	74/35.6	84/34.4
Penalties/Yards	106/941	104/814
Fumbles/Ball Lost	28/18	34/21
Touchdowns	31	24
Rushing	13	6
Passing	15	15
Returns	3	3

Score by Period

	Q1	Q2	Q3	Q4	OT	Pts
Steelers	58	90	51	100	0	299
Opponents	33	86	56	50	0	225

Passing

	Att	Cmp	Yds	Cmp%	TD	Int	Long	Sack/Lost	Rating
O'Donnell	313	185	2283	59.1	13	9	51	27/208	83.6
Briser	116	63	719	54.3	2	5	42	13/88	61.0
Foster	1	0	0	0.0	0	0	0	0/0	39.6
Royals	1	1	44	100.0	0	0	44	0/0	118.8
Steelers	431	249	3046	57.8	15	14	51	40/296	77.7
Opponents	478	252	3065	52.7	15	22	81	36/248	64.0

Scoring

	TD	Ru	Pa	Rt	PAT	FG	2Pt	Pts
Anderson	0	0	0	0	029/3128/36	0	0	113
Foster	11	11	0	0	0/0	0/0	0	66
Cooper	3	0	3	0	0/0	0/0	0	18
Mills	3	0	3	0	0/0	0/0	0	18
Stone	3	0	3	0	0/0	0/0	0	18
Green	2	0	2	0	0/0	0/0	0	12
Jordan	2	0	2	0	0/0	0/0	0	12
Davenport	1	0	0	1	0/0	0/0	0	6
Graham	1	0	1	0	0/0	0/0	0	6
Griffin	1	0	0	1	0/0	0/0	0	6
Hoge	1	0	1	0	0/0	0/0	0	6
O'Donnell	1	1	0	0	0/0	0/0	0	6
Thompson	1	1	0	0	0/0	0/0	0	6
Woodson	0	0	0	1	0/0	0/0	0	6
Steelers	31	13	15	329/3128/36	0	299		
Opponents	24	6	15	324/2419/28	0	225		

Sacks: Lloyd 6.5, Woodson 6.0, Williams 4.5, Evans 3.0, Little 3.0, Williams 3.0, Nickerson 2.0, Lake 2.0 Jones 2.0, Davidson 2.0, Howe 2.0, **Steelers: 40.0, Opponents: 36.0**

2-Pt. Conversions: Steelers 0-0, Opponents 0-0

Rushing

	No.	Yds	Avg	Long	TD
Foster	390	1690	4.3	69	11
Thompson	35	157	4.5	25	1
Hoge	41	150	3.7	15	0
Stone	12	118	9.8	30	0
Mills	1	20	20.0	20	0
Briser	10	16	1.6	8	0
O'Donnell	27	5	0.2	9	1
Williams	2	0	0.0	2	0
Steelers	518	2156	4.2	69	13
Opponents	435	1841	4.2	44	6

Receiving

	No.	Yds	Avg	Long	TD
Graham	49	711	14.5	51	1
Foster	36	344	9.6	42	0
Stone	34	501	14.7	49	3
Mills	30	383	12.8	22	3
Hoge	28	231	8.3	20	1
Thompson	22	278	12.6	29	0
Cooper	16	197	12.3	27	3
Green	14	152	10.9	24	2
Davenport	9	136	15.1	31	0
Jordan	6	28	4.7	8	2
Didio	3	39	13.0	18	0
Williams	1	44	44.0	44	0
Thigpen	1	2	2.0	2	0
Steelers	249	3046	12.2	51	15
Opponents	252	3065	12.2	81	15

Interceptions

	No.	Yds	Avg	Long	TD
Perry	6	69	11.5	34	0
Johnson	5	67	13.4	35	0
Woodson	4	90	22.5	57	0
Griffin	3	98	32.7	65t	1
Little	2	6	3.0	6	0
Lloyd	1	35	35.0	35	0
Williams	1	4	4.0	4	0
Shelton	0	15	-	15	0
Steelers	22	384	17.5	65t	1
Opponents	14	235	16.8	77t	1

Punting

	No.	Yds	Avg	Net	TB	In	Lg	B
Royals	73	3119	42.7	35.6	9	22	58	1
Steelers	73	3119	42.7	35.6	9	22	58	1
Opponents	74	3107	42.0	34.4	10	12	84	1

Punt Returns

	Ret	FC	Yds	Avg	Long	TD
Woodson	32	13	364	11.4	80t	1
Steelers	32	13	364	11.4	80t	1
Opponents	39	7	308	7.9	36	0

Kickoff Returns

	No.	Yds	Avg	Long	TD
Woodson	25	469	18.8	32	0
Stone	12	219	18.3	28	0
Thompson	2	51	25.5	33	0
Thigpen	2	44	22.0	29	0
Hoge	2	28	14.0	17	0
Bentley	1	17	17.0	17	0
Mills	1	11	11.0	11	0
Cooper	1	8	8.0	8	0
Campbell	1	0	0.0	0	0
Williams	1	0	0.0	0	0
Steelers	48	847	17.6	33	0
Opponents	52	1052	20.2	48	0

Field Goals

	1-19	20-29	30-39	40-49	50+
Anderson	0/0	12/13	12/15	4/6	0/2
Steelers	0/0	12/13	12/15	4/6	0/2
Opponents	1/1	5/7	8/11	3/7	2/2

• Team Record

1991 Final Regular-Season Statistics (Won 7, Lost 9)

Schedule

Date	W-L	Score	Opponent	Attendance
9/1	W	26-20	San Diego	55,848
9/8	L	52-34	at Buffalo	79,545
9/15	W	20-6	New England	53,703
9/22	L	23-14	at Philadelphia	65,511
10/6	W	21-3	at Indianapolis	55,383
10/14	L	23-20	N.Y. Giants	57,608
10/20	L	27-7	Seattle	54,678
10/27	L	17-14	at Cleveland	78,285
11/3	L	20-13	at Denver	70,973
11/10	W	33-27/OT	at Cincinnati	55,503
11/17	L	41-14	Washington	56,813
11/24	W	26-24	Houston	45,795
11/28	L	20-10	at Dallas	62,253
12/8	L	31-6	at Houston	59,225
12/15	W	17-10	Cincinnati	35,420
12/22	W	17-10	Cleveland	47,070

Team Statistics

	Pittsburgh	Opponent
Total First Downs	254	320
Rushing	82	98
Passing	158	194
Penalty	14	28
3rd Down: Made/Att	62/197	94/218
3rd Down Pct.	31.5	43.1
Total Net Yards	4581	5168
Avg. Per Game	286.3	323.0
Total Plays	915	1039
Avg. Per Play	5.0	5.0
Net Yards Rushing	1627	1582
Avg. Per Game	101.7	98.9
Total Rushes	394	466
Net Yards Passing	2954	3586
Avg. Per Game	186.4	224.1
Sacked/Yards Lost	45/359	38/257
Gross Yards	3313	3843
Att./Completions	476/259	535/334
Completion Pct.	54.4	62.4
Had Intercepted	19	16
Punts/Average	75/39.9	65/41.6
Net Punting Avg.	75/36.3	84/35.3
Penalties/Yards	116/933	84/685
Fumbles/Ball Lost	37/14	27/11
Touchdowns	32	38
Rushing	8	14
Passing	20	21
Returns	4	3

Score by Period

	Q1	Q2	Q3	Q4	OT	Pts
Steelers	42	53	67	124	6	292
Opponents	61	116	54	113	0	344

Passing

	Att	Cmp	Yds	Cmp%	TD	Int	Long	Sack/Lost	Rating
O'Donnell	286	156	1963	54.5	11	7	89t	30/214	78.8
Brister	190	103	1350	54.2	9	9	65t	15/145	72.9
Steelers	476	259	3313	54.4	20	16	89t	45/359	76.4
Opponents	535	334	3843	62.4	21	19	66t	38/257	82.3

Scoring

	TD	Ru	Pa	Rt	PAT	FG	2Pt	Pts
Anderson	0	0	0	0	031/3123/33	0	0	100
Green	6	0	6	0	0/0	0/0	0	36
Stone	5	0	5	0	0/0	0/0	0	30
W. Williams	4	4	0	0	0/0	0/0	0	24
Hoge	3	2	1	0	0/0	0/0	0	18
Cooper	2	0	2	0	0/0	0/0	0	12
Foster	2	1	1	0	0/0	0/0	0	12
Lipps	2	0	2	0	0/0	0/0	0	12
Mills	2	0	1	1	0/0	0/0	0	12
Calloway	1	0	1	0	0/0	0/0	0	6
Cash	1	0	1	0	0/0	0/0	0	6
Hinkle	1	0	0	1	0/0	0/0	0	6
O'Donnell	1	1	0	0	0/0	0/0	0	6
Shelton	1	0	0	1	0/0	0/0	0	6
J. Williams	1	0	0	1	0/0	0/0	0	6
Steelers	32	8	20	431/3123/33	0	292		
Opponents	38	14	21	338/3826/41	0	344		

Sacks: J. Williams 9.0, Lloyd 8.0, Willis 7.0, Hinkle 2.0, G. Williams 2.0, Evans 2.0, Jones 2.0, Veasey 2.0, Nickerson 1.0, Lake 1.0, Johnson 1.0, Woodson 1.0, **Steelers: 38.0**

Opponents: 45.0
2-Pt. Conversions: Steelers 0-0, Opponents 0-0

Rushing

	No.	Yds	Avg	Long	TD
Hoge	165	610	3.7	24	2
Foster	96	488	5.1	56t	1
Williams	57	262	4.6	21	4
Worley	22	117	5.3	16	1
O'Donnell	18	82	4.6	22	0
Thompson	20	60	3.0	14	0
Brister	11	17	1.5	8	0
Stone	1	2	2.0	2	0
Stryzinski	4	-11	-2.8	0	0
Steelers	394	1627	4.1	56t	8
Opponents	466	1582	3.4	33	14

Receiving

	No.	Yds	Avg	Long	TD
Lipps	55	671	12.2	35	2
Hoge	49	379	7.7	25	1
Green	41	582	14.2	49	6
Stone	32	649	20.3	89t	5
Calloway	15	254	16.9	33t	1
W. Williams	15	139	9.3	29	0
Thompson	14	118	8.4	32	0
Cooper	11	147	13.4	47t	2
Foster	9	117	13.0	31	1
Cash	7	90	12.9	20	1
Mularkey	6	67	11.2	21	0
Mills	3	79	26.3	35t	1
Graham	2	21	10.5	15	0
Steelers	259	3313	12.8	89t	20
Opponents	334	3843	11.5	66t	21

Interceptions

	No.	Yds	Avg	Long	TD
Everett	4	53	13.3	27	0
Woodson	3	72	24.0	41	0
Shelton	3	57	19.0	57t	1
Hinkle	2	68	34.0	57t	1
Vincent	2	52	26.0	27	0
Griffin	1	22	22.0	22	0
Little	1	5	5.0	5	0
Jones	1	0	0.0	0	0
Johnson	1	0	0.0	0	0
Lloyd	1	0	0.0	0	0
Steelers	19	329	17.3	57t	2
Opponents	16	182	11.4	40	2

Punting

	No.	Yds	Avg	Net	TB	In	Lg	B
Stryzinski	74	2996	40.5	36.3	3	10	63	1
Steelers	74	2996	39.9	36.3	3	10	63	1
Opponents	65	2705	41.6	35.3	2	17	59	0

Punt Returns

	Ret	FC	Yds	Avg	Long	TD
Woodson	28	12	320	11.4	40	0
Graham	8	2	46	5.8	13	0
Cash	1	0	6	6.0	6	0
Mills	1	0	0	0.0	0t	1
Vincent	1	0	1	1.0	1	0
Steelers	39	14	373	9.6	40	1
Opponents	29	27	210	7.2	24	0

Kickoff Returns

	No.	Yds	Avg	Long	TD
Woodson	44	880	20.0	47	0
Mills	11	284	25.8	54	0
Stone	6	75	12.5	25	0
Graham	3	48	16.0	23	0
McGovern	1	0	0.0	0	0
Thompson	1	8	8.0	8	0
Williams	1	19	19.0	19	0
Steelers	67	1314	19.6	54	0
Opponents	43	825	19.2	63	0

Field Goals

	1-19	20-29	30-39	40-49	50+
Anderson	0/0	8/10	9/11	5/6	1/6
Steelers	0/0	8/10	9/11	5/6	1/6
Opponents	3/3	8/9	7/12	7/13	1/4

1990 Final Regular-Season Statistics (Won 9, Lost 7)

Schedule

Date	W-L	Score	Opponent	Attendance
9/9	L	13-3	at Cleveland	78,298
9/16	W	20-9	Houston	54,814
9/23	L	20-3	at L.A. Raiders	50,657
9/30	L	28-6	Miami	54,691
10/7	W	36-14	San Diego	53,486
10/14	W	34-17	at Denver	74,285
10/21	L	27-7	at San Francisco	64,301
10/29	W	41-10	L.A. Rams	56,466
11/4	W	21-9	Atlanta	57,093
11/18	L	27-3	at Cincinnati	60,064
11/25	W	24-7	at N.Y. Jets	57,806
12/2	L	16-12	Cincinnati	58,200
12/9	W	24-3	New England	48,354
12/16	W	9-6	at New Orleans	68,582
12/23	W	35-0	Cleveland	51,665
12/30	L	34-14	at Houston	56,906

Team Statistics

	Pittsburgh	Opponent
Total First Downs	263	257
Rushing	93	102
Passing	150	130
Penalty	20	25
3rd Down: Made/Att	74/187	81/205
3rd Down Pct.	39.6	39.5
Total Net Yards	4525	4115
Avg. Per Game	282.8	257.2
Total Plays	897	940
Avg. Per Play	5.0	4.4
Net Yards Rushing	1880	1615
Avg. Per Game	117.5	100.9
Total Rushes	456	446
Net Yards Passing	2645	2500
Avg. Per Game	165.3	156.3
Sacked/Yards Lost	33/242	34/228
Gross Yards	2887	2728
Att./Completions	408/237	460/236
Completion Pct.	58.1	51.3
Had Intercepted	20	9
Punts/Average	66/37.2	64/40.9
Net Punting Avg.	66/34.1	64/33.7
Penalties/Yards	110/928	89/719
Fumbles/Ball Lost	40/17	33/18
Touchdowns	33	26
Rushing	11	13
Passing	20	9
Returns	2	4

Score by Period

	Q1	Q2	Q3	Q4	OT	Pts
Steelers	64	71	54	103	0	292
Opponents	58	86	56	40	0	240

Passing

	Att	Cmp	Yds	Cmp%	TD	Int	Long	Sack/Lost	Rating
Brister	387	223	2725	57.6	20	14	90	28/213	81.6
Strom	21	14	162	66.7	0	1	22	5/29	69.9
Steelers	408	237	2887	58.1	20	15	90	33/242	81.0
Opponents	460	236	2728	51.3	9	24	66t	34/228	54.3

Scoring

	TD	Ru	Pa	Rt	PAT	FG	2Pt	Pts
Anderson	0	0	0	0	032/3220/25	0	0	92
Hoge	10	7	3	0	0/0	0/0	0	60
Green	7	0	7	0	0/0	0/0	0	42
W. Williams	4	3	1	0	0/0	0/0	0	24
Lipps	3	0	3	0	0/0	0/0	0	18
Mularkey	3	0	3	0	0/0	0/0	0	18
Bell	1	0	1	0	0/0	0/0	0	6
Calloway	1	0	1	0	0/0	0/0	0	6
Foster	1	1	0	0	0/0	0/0	0	6
Johnson	1	0	0	1	0/0	0/0	0	6
Stone	1	0	1	0	0/0	0/0	0	6
Woodson	1	0	0	1	0/0	0/0	0	6
Steelers	33	11	20	232/3220/25	0	292		
Opponents	23	13	9	126/2618/28	0	222		

Sacks: G. Williams 6.0, Willis 5.0, Lloyd 4.5, Davidson 3.5, Evans 3.0, Freeman 2.0, Jenkins 2.0, Hinkle 2.0, Nickerson 2.0, Jones 2.0, J. Williams 1.0, Lake 1.0. **Steelers: 34.0, Opponents: 33.0**

2-Pt. Conversions: Steelers 0-0, Opponents 0-0

Rushing

	No.	Yds	Avg	Long	TD
Hoge	203	772	3.8	41t	7
Worley	109	418	3.8	38	0
Williams	68	389	5.7	70t	3
Foster	36	203	5.6	38	1
Brister	25	64	2.6	11	0
Bell	5	18	3.6	12	0
Stryzinski	3	17	5.7	9	0
Strom	4	10	2.5	10	0
Lipps	1	-5	-5.0	-5	0
Stone	2	-6	-3.0	10	0
Steelers	456	1880	4.1	70t	11
Opponents	446	1615	3.6	31	13

Receiving

	No.	Yds	Avg	Long	TD
Lipps	50	682	13.6	37	3
Hoge	40	342	8.6	27	3
Green	34	387	11.4	46	7
Mularkey	32	365	11.4	28	3
Hill	25	391	15.6	66	0
Stone	19	332	17.5	90	1
Bell	12	137	11.4	43	1
Calloway	10	124	12.4	20t	1
Worley	8	70	8.8	27	1
W. Williams	5	42	8.4	13	0
O'Shea	1	13	13.0	13	0
Foster	1	2	2.0	2	0
Steelers	237	2887	12.2	90	20
Opponents	236	2728	11.6	66t	9

Interceptions

	No.	Yds	Avg	Long	TD
Woodson	5	67	13.4	34	0
Griffin	4	75	18.8	36	0
Woodruff	3	110	36.7	59	0
Everett	3	2	0.7	2	0
Johnson	2	60	30.0	34	1
Little	1	35	35.0	35	0
Hinkle	1	19	19.0	19	0
Lloyd	1	9	9.0	9	0
Willis	1	5	5.0	5	0
Jones	1	3	3.0	3	0
Hall	1	0	0.0	0	0
Lake	1	0	0.0	0	0
Steelers	24	385	16.0	59	1
Opponents	15	124	8.3	24	0

Punting

	No.	Yds	Avg	Net	TB	In	Lg	B
Stryzinski	65	2454	37.8	34.1	5	18	51	1
Steelers	65	2454	37.8	34.1	5	18	51	1
Opponents	64	2616	40.9	33.7	3	13	62	1

Punt Returns

	Ret	FC	Yds	Avg	Long	TD
Woodson	38	8	398	10.5	52t	1
Hill	1	0	0	0.0	0	0
Steelers	39	8	398	10.2	52t	1
Opponents	16	32	105	6.6	39	0

Kickoff Returns

	No.	Yds	Avg	Long	TD
Woodson	35	764	21.8	49	0
Stone	5	91	18.2	24	0
J. Williams	3	31	10.3	20	0
Foster	3	29	9.7	13	0
Griffin	2	16	8.0	14	0
Green	1	16	16.0	16	0
Lipps	1	9	9.0	9	0
Steelers	50	956	19.1	49	0
Opponents	56	1245	22.2	99t	1

Field Goals

	1-19	20-29	30-39	40-49	50+
Anderson	1/1	3/3	8/8	8/11	0/2
Steelers	1/1	3/3	8/8	8/11	0/2
Opponents	0/0	4/4	4/5	9/17	1/2

1989 Final Regular-Season Statistics (Won 9, Lost 7)

Schedule

Date	W-L	Score	Opponent	Attendance
9/10	L	51-0	Cleveland	57,928
9/17	L	41-10	at Cincinnati	53,885
9/24	W	27-14	Minnesota	50,744
10/1	W	23-3	at Detroit	43,804
10/8	L	26-16	Cincinnati	52,785
10/15	W	17-7	at Cleveland	78,840
10/22	L	27-0	at Houston	59,091
10/29	W	23-17	Kansas City	54,194
11/5	L	34-7	at Denver	74,739
11/12	L	20-0	Chicago	56,505
11/19	W	20-17	San Diego	44,203
11/26	W	34-14	at Miami	59,936
12/3	L	23-16	Houston	40,541
12/10	W	13-0	at N.Y. Jets	41,037
12/17	W	28-10	New England	26,594
12/24	W	31-22	at Tampa Bay	29,690

Team Statistics

	Pittsburgh	Opponent
Total First Downs	244	323
Rushing	106	112
Passing	117	177
Penalty	21	34
3rd Down: Made/Att	66/209	106/229
3rd Down Pct.	31.6	46.3
Total Net Yards	2178	3541
Avg. Per Game	249.8	346.8
Total Plays	955	1077
Avg. Per Play	4.2	5.2
Net Yards Rushing	1818	2008
Avg. Per Game	113.6	125.5
Total Rushes	500	498
Net Yards Passing	2178	3541
Avg. Per Game	157.4	188.8
Sacked/Yards Lost	43/220	39/229
Gross Yards	2738	3249
Att./Completions	404/210	548/290
Completion Pct.	52.0	52.9
Had Intercepted	13	21
Punts/Average	83/40.6	69/40.5
Net Punting Avg.	83/34.1	84/33.8
Penalties/Yards	116/986	96/785
Fumbles/Ball Lost	32/18	40/21
Touchdowns	29	38
Rushing	17	16
Passing	10	17
Returns	2	5

Score by Period

	Q1	Q2	Q3	Q4	OT	Pts
Steelers	57	91	72	45	0	265
Opponents	78	110	60	78	0	326

Passing

	Att	Cmp	Yds	Cmp%	TD	Int	Long	Sack/Lost	Rating
Brister	342	187	2365	54.7	9	10	79t	45/452	73.1
Blackledge	60	22	282	36.7	1	3	30	4/25	36.9
Carter	1	1	15	100.0	0	0	15	2/7	118.8
Strom	1	0	0	0.0	0	0	0	0/0	39.6
Steelers	404	210	2662	52.0	10	13	79t	51/484	67.7
Opponents	548	290	3721	52.9	17	21	66t	31/180	68.8

Scoring

	TD	Ru	Pa	Rt	PAT	FG	2Pt	Pts
Anderson	0	0	0	0	028/2821/30	0	0	91
Hoge	8	8	0	0	0/0	0/0	0	48
Lipps	6	1	5	0	0/0	0/0	0	36
Worley	5	5	0	0	0/0	0/0	0	30
Carter	4	1	3	0	0/0	0/0	0	24
Hill	1	0	1	0	0/0	0/0	0	6
Mularkey	1	0	1	0	0/0	0/0	0	6
Wallace	1	1	0	0	0/0	0/0	0	6
W. Williams	1	1	0	0	0/0	0/0	0	6
Woodson	1	0	0	1	0/0	0/0	0	6
Steelers	28	17	10	128/2821/30	0	259		
Opponents	34	16	17	137/3819/27	0	302		

Sacks: Lloyd 7.0, Willis 6.5, Johnson 4.5, J. Williams 3.0, G. Williams 3.0, Little 2.0, Jones 2.0, Lake 1.0, Olsavsky 1.0, Nickerson 1.0.
Steelers: 31.0, Opponents: 51.0
2-Pt. Conversions: Steelers 0-0, Opponents 0-0

Rushing

	No.	Yds	Avg	Long	TD
Worley	195	770	3.9	38	5
Hoge	186	621	3.3	31	8
Lipps	13	180	13.8	58t	1
W. Williams	37	131	3.5	13	1
Stone	10	53	5.3	32	0
Brister	27	25	0.9	15	0
Blackledge	9	20	2.2	11	0
Carter	11	16	1.5	7	1
Wallace	5	10	2.0	5	1
Tyrell	1	3	3.0	3	0
Strom	4	-3	-0.8	0	0
Newsome	2	-8	-4.0	0	0
Steelers	500	1818	3.6	58t	17
Opponents	498	2008	4.0	65t	16

Receiving

	No.	Yds	Avg	Long	TD
Lipps	50	944	18.9	79t	5
Carter	38	267	7.0	22t	3
Hoge	34	271	8.0	22	0
Hill	28	455	16.3	53	1
Mularkey	22	326	14.8	34	1
Worley	15	113	7.5	19	0
Stone	7	92	13.1	16	0
W. Williams	6	48	8.0	16	0
Stock	4	74	18.5	27	0
Thompson	4	74	18.5	28	0
O'Shea	1	8	8.0	8	0
Brister	1	-10	-10.0	-10	0
Steelers	210	2662	12.7	79t	10
Opponents	290	3721	12.8	66t	17

Interceptions

	No.	Yds	Avg	Long	TD
Woodruff	4	57	14.3	35	0
Everett	3	68	22.7	32	0
Lloyd	3	49	16.3	31	0
Woodson	3	39	13.0	39	0
Little	3	23	7.7	13	0
Griffin	1	15	15.0	15	0
Hinkle	1	6	6.0	6	0
Hinkle	1	4	4.0	4	0
Johnson	1	0	0.0	0	0
Lake	1	0	0.0	0	0
Steelers	21	261	12.4	39	0
Opponents	13	103	7.9	21	1

Punting

	No.	Yds	Avg	Net	TB	In	Lg	B
Newsome	82	3368	41.1	34.1	9	15	57	1
Steelers	82	3368	41.1	34.1	9	15	57	1
Opponents	69	2793	40.5	33.8	9	16	62	0

Punt Returns

	Ret	FC	Yds	Avg	Long	TD
Woodson	29	2	207	7.1	20	0
Hill	5	0	22	4.4	12	0
Lipps	4	0	27	6.8	9	0
Johnson	2	0	22	11.0	13	0
Steelers	40	2	278	7.0	20	0
Opponents	45	19	361	8.0	42	0

Kickoff Returns

	No.	Yds	Avg	Long	TD
Woodson	36	982	27.3	84t	1
Stone	7	173	24.7	73	0
Thompson	4	41	10.3	15	0
J. Williams	4	31	7.8	22	0
J. Johnson	3	43	14.3	19	0
Griffin	1	21	21.0	21	0
Hinnant	1	13	13.0	13	0
Steelers	56	1304	23.3	84t	1
Opponents	53	1096	20.7	42	0

Field Goals

	1-19	20-29	30-39	40-49	50+
Anderson	2/2	5/5	5/8	9/15	0/0
Steelers	2/2	5/5	5/8	9/15	0/0
Opponents	0/0	11/11	3/8	3/6	2/2

1988 Final Regular-Season Statistics (Won 5, Lost 11)

Schedule

Date	W-L	Score	Opponent	Attendance
9/4	W	24-21	Dallas	56,813
9/11	L	30-29	at Washington	54,083
9/18	L	17-12	Cincinnati	56,647
9/25	L	36-28	at Buffalo	78,735
10/2	L	23-9	Cleveland	56,410
10/9	L	31-14	at Phoenix	53,278
10/16	L	34-14	Houston	52,229
10/23	W	39-21	Denver	49,811
10/30	L	24-20	at N.Y. Jets	64,862
11/6	L	42-7	at Cincinnati	56,403
11/13	L	27-26	Philadelphia	46,026
11/20	L	27-7	at Cleveland	77,131
11/27	W	16-10	Kansas City	42,057
12/4	W	37-34	at Houston	47,791
12/11	L	20-14	at San Diego	33,816
12/18	W	40-24	Miami	36,051

Team Statistics

	Pittsburgh	Opponent
Total First Downs	292	319
Rushing	120	110
Passing	150	181
Penalty	22	28
3rd Down: Made/Att	78/216	98/225
3rd Down Pct.	36.1	43.6
Total Net Yards	5204	5805
Avg. Per Game	325.3	362.8
Total Plays	1030	1067
Avg. Per Play	5.1	5.4
Net Yards Rushing	2228	1864
Avg. Per Game	139.3	116.5
Total Rushes	499	516
Net Yards Passing	2976	3941
Avg. Per Game	186.0	246.3
Sacked/Yards Lost	42/331	19/145
Gross Yards	3307	4086
Att./Completions	489/226	532/309
Completion Pct.	46.2	58.1
Had Intercepted	20	20
Punts/Average	71/41.5	67/40.7
Net Punting Avg.	71/32.8	67/35.0
Penalties/Yards	99/803	79/705
Fumbles/Ball Lost	40/19	35/13
Touchdowns	36	49
Rushing	17	20
Passing	15	25
Returns	4	4

Score by Period

	Q1	Q2	Q3	Q4	OT	Pts
Steelers	85	94	47	110	0	336
Opponents	64	138	103	116	0	421

Passing

	Att	Cmp	Yds	Cmp%	TD	Int	Long	Sack/Lost	Rating
Brister	370	175	2634	47.3	11	14	89t	36/292	65.3
Blackledge	79	38	494	48.1	2	3	34	4/25	60.8
Bono	35	10	110	28.6	1	2	15	1/8	25.9
Carter	3	2	56	66.7	0	0	40	0/0	109.7
Lipps	2	1	13	50.0	1	1	13t	1/6	70.8
Steelers	489	226	3307	46.2	15	20	89t	42/331	62.0
Opponents	532	309	4086	58.1	25	20	86t	19/145	82.5

Scoring

	TD	Ru	Pa	Rt	PAT	FG	2Pt	Pts
Anderson	0	0	0	0	034/3528/36	0	0	118
Brister	6	6	0	0	0/0	0/0	0	36
Hoge	6	3	3	0	0/0	0/0	0	36
Lipps	6	1	5	0	0/0	0/0	0	36
Carter	5	3	2	0	0/0	0/0	0	30
Jackson	3	3	0	0	0/0	0/0	0	18
Stone	2	0	1	1	0/0	0/0	0	12
Blackledge	1	1	0	0	0/0	0/0	0	6
Gothard	1	0	1	0	0/0	0/0	0	6
Jordan	1	0	0	1	0/0	0/0	0	6
Lockett	1	0	1	0	0/0	0/0	0	6
Thompson	1	0	1	0	0/0	0/0	0	6
W. Williams	1	0	1	0	0/0	0/0	0	6
Woodruff	1	0	0	1	0/0	0/0	0	6
Woodson	1	0	0	1	0/0	0/0	0	6

Steelers 36 17 15 434/3628/36 0 336
Opponents 47 20 25 247/4826/32 0 409

Sacks: Johnson 4.0, Nickerson 3.5, G. Williams 3.5, Carr 3.5, Jones 1.5, Reese 1.0, Woodson 0.5, Lloyd 0.5, Hinkle 0.5, Thomas 0.5,
Steelers: 19.0, Opponents: 42.0

2-Pt. Conversions: Steelers 0-0, Opponents 0-0

Rushing

	No.	Yds	Avg	Long	TD
Hoge	170	705	4.1	20	3
Williams	87	409	4.7	33	0
Jackson	74	315	4.3	29t	3
Carter	36	216	6.0	64t	3
Brister	45	209	4.6	20	6
Lipps	6	129	21.5	39t	1
Stone	40	127	3.2	11	0
Pollard	31	93	3.0	7	0
Blackledge	8	25	3.1	10	1
Newsome	2	0	0.0	0	0
Steelers	499	2228	4.5	64t	17
Opponents	516	1864	3.6	64	20

Receiving

	No.	Yds	Avg	Long	TD
Lipps	50	973	19.5	89t	5
Hoge	50	487	9.7	40	3
Carter	32	363	11.3	33	2
Lockett	22	365	16.6	44	1
Thompson	16	370	23.1	50	1
Gothard	12	121	10.1	26	1
Stone	11	196	17.8	72t	1
W. Williams	11	66	6.0	21	1
Johnson	10	237	23.7	60	0
Jackson	9	84	9.3	24	0
Pollard	2	22	11.0	19	0
Hinnant	1	23	23.0	23	0
Steelers	226	3307	14.6	89t	15
Opponents	309	4086	13.2	86t	25

Interceptions

	No.	Yds	Avg	Long	TD
Woodruff	4	109	27.3	78t	1
Woodson	4	98	24.5	29	0
Everett	3	31	10.3	29	0
Griffin	2	63	31.5	33	0
Jordan	1	28	28.0	28t	1
Carr	1	27	27.0	27	0
Gowdy	1	24	24.0	24	0
Hinkle	1	1	1.0	1	0
Little	1	0	0.0	0	0
Nickerson	1	0	0.0	0	0
Sanchez	1	0	0.0	0	0
Steelers	20	381	19.1	78t	2
Opponents	20	367	18.4	75t	1

Punting

	No.	Yds	Avg	Net	TB	In	Lg	B
Newsome	65	2950	45.4	32.8	10	9	62	0
Steelers	65	2950	45.4	32.8	10	9	62	6
Opponents	67	2726	40.7	35.0	3	16	63	0

Punt Returns

	Ret	FC	Yds	Avg	Long	TD
Woodson	33	6	281	8.5	28	0
Lipps	4	2	30	7.5	11	0
Sanchez	2	4	11	5.5	6	0
Steelers	39	12	322	8.3	28	0
Opponents	40	9	418	10.5	32	0

Kickoff Returns

	No.	Yds	Avg	Long	TD
Woodson	37	850	23.0	92t	1
Stone	29	610	21.0	92t	1
Sanchez	4	71	17.8	19	0
Boyle	1	19	19.0	19	0
Jackson	1	10	10.0	10	0
W. Williams	1	10	10.0	10	0
Blankenship	1	5	5.0	5	0
Steelers	74	1575	21.3	92t	2
Opponents	63	1351	21.4	90t	1

Field Goals

	1-19	20-29	30-39	40-49	50+
Anderson	1/1	11/11	9/10	6/12	1/2
Steelers	1/1	11/11	9/10	6/12	1/2
Opponents	3/3	6/7	9/10	7/10	1/2

1987 Final Regular-Season Statistics (Won 8, Lost 7)

Schedule

Date	W-L	Score	Opponent	Attendance
9/13	W	30-17	San Francisco	55,735
9/20	L	34-10	at Cleveland	79,543
9/27		Cancelled	N.Y. Jets (Player Strike)	
10/4	W	28-12	at Atlanta	16,667
10/11	L	31-21	at L.A. Rams	20,219
10/18	W	21-7	Indianapolis	34,627
10/25	W	23-20	Cincinnati	53,692
11/1	L	35-24	at Miami	52,578
11/8	W	17-16	at Kansas City	45,249
11/15	L	23-3	Houston	56,177
11/22	W	30-16	at Cincinnati	59,910
11/29	L	20-16	New Orleans	47,896
12/6	W	13-9	Seattle	48,881
12/13	W	20-16	at San Diego	51,605
12/20	L	24-16	at Houston	38,683
12/26	L	19-13	Cleveland	56,394

Team Statistics

	Pittsburgh	Opponent
Total First Downs	263	289
Rushing	114	94
Passing	126	170
Penalty	23	25
3rd Down: Made/Att	86/229	78/222
3rd Down Pct.	39.5	34.0
Total Net Yards	4410	4920
Avg. Per Game	294.0	328.0
Total Plays	973	962
Avg. Per Play	4.5	5.1
Net Yards Rushing	2144	1610
Avg. Per Game	142.9	107.3
Total Rushes	517	455
Net Yards Passing	2266	3310
Avg. Per Game	151.1	220.7
Sacked/Yards Lost	27/198	26/196
Gross Yards	2464	3506
Att./Completions	429/198	481/290
Completion Pct.	46.2	60.3
Had Intercepted	25	27
Punts/Average	82/40.2	70/39.2
Net Punting Avg.	82/31.2	70/33.4
Penalties/Yards	105/801	95/771
Fumbles/Ball Lost	37/8	41/17
Touchdowns	31	34
Rushing	11	8
Passing	13	22
Returns	7	4

Score by Period

	Q1	Q2	Q3	Q4	OT	Pts
Steelers	50	88	51	96	0	285
Opponents	45	79	77	98	0	299

Scoring

	TD	Ru	Pa	Rt	PAT	FG	2Pt	Pts
Anderson	0	0	0	0	021/2122/27	0	87	0
Carter	3	0	3	0	0/0	0/0	0	18
Malone	3	3	0	0	0/0	0/0	0	18
Pollard	3	3	0	0	0/0	0/0	0	18
Abercrombie	2	2	0	0	0/0	0/0	0	12
Alston	2	0	2	0	0/0	0/0	0	12
Stallworth	2	0	2	0	0/0	0/0	0	12
Trout	0	0	0	0	010/10	0/2	0	10
Bono	1	1	0	0	0/0	0/0	0	6
Clinkscales	1	0	1	0	0/0	0/0	0	6
Gothard	1	0	1	0	0/0	0/0	0	6
Gowdy	1	0	0	1	0/0	0/0	0	6
Hall	2	0	0	2	0/0	0/0	0	6
Hairston	1	0	1	0	0/0	0/0	0	6
Hoge	1	0	1	0	0/0	0/0	0	6
Jackson	1	1	0	0	0/0	0/0	0	6
Lockett	1	0	1	0	0/0	0/0	0	6
Sanders	1	1	0	0	0/0	0/0	0	6
Shell	2	0	0	2	0/0	0/0	0	6
Thompson	1	0	1	0	0/0	0/0	0	6
Woodruff	1	0	0	1	0/0	0/0	0	6
Woodson	1	0	0	1	0/0	0/0	0	6
Steelers	29	11	13	531	3122/29	0	273	
Opponents	31	8	22	131	3320/26	0	281	

Sacks: Merrweather 5.5, Gary 4.0, Willis 3.0, Carr 3.0, Hinkle 2.0, Team 2.0, Opponents 1.5, Cole 1.0, Dawkins 1.0, J. Williams 1.0, Warren 1.0, G. Williams 1.0, **Steelers: 26.0, Opponents: 27.0**

2-Pt. Conversions: Steelers 0-0, Opponents 0-0

Rushing

	No.	Yds	Avg	Long	TD
Jackson	180	696	3.9	39	1
Pollard	128	536	4.2	33	3
Abercrombie	123	459	3.7	28t	2
Malone	34	162	4.8	42t	3
Stone	17	135	7.9	51	1
Sanders	11	65	5.9	14	1
BoNo.	8	27	3.4	23	1
Collier	4	20	5.0	12	0
Newsome	2	16	8.0	16	0
Carter	5	12	2.4	4	0
Hoge	3	8	2.7	5	0
Reeder	2	8	4.0	4	0
Steelers	517	2144	4.1	51	11
Opponents	455	1610	3.5	58	8

Receiving

	No.	Yds	Avg	Long	TD
Stallworth	41	521	12.7	45	2
Abercrombie	24	209	8.7	24	0
Thompson	17	313	18.4	63	1
Sweeney	16	217	13.6	34	0
Carter	16	180	11.3	26t	3
Pollard	14	77	5.5	17	0
Clinkscales	13	240	18.5	57	1
Lee	12	124	10.3	24	0
Lipps	11	164	14.9	27	0
Lockett	7	116	16.6	25	1
Steelers	198	2464	12.4	63	13
Opponents	290	3506	12.1	52t	22

Interceptions

	No.	Yds	Avg	Long	TD
Woodruff	5	91	18.2	33t	1
Hall	3	29	9.7	25t	1
Everett	3	22	7.3	21	0
Hinkle	3	15	5.0	8	0
Gowdy	2	50	25.0	45t	1
Merrweather	2	26	13.0	15	0
Griffin	2	2	1.0	2	0
Shell	1	50	50.0	50t	1
Woodson	1	45	45.0	45t	1
Riley	1	4	4.0	4	0
Sheffield	1	2	2.0	2	0
Cole	1	0	0.0	0	0
Edwards	1	0	0.0	0	0
Williams	1	0	0.0	0	0
Steelers	27	336	12.4	50t	5
Opponents	25	330	13.2	49	1

Punting

	No.	Yds	Avg	Net	TB	In	Lg	B
Newsome	64	2678	41.8	31.5	13	8	57	1
Bruno	16	619	38.7	30.4	4	5	56	1
Steelers	80	3297	41.2	31.2	17	13	57	2
Opponents	70	2741	39.2	33.4	8	17	55	0

Punt Returns

	Ret	FC	Yds	Avg	Long	TD
Woodson	16	1	135	8.4	20	0
Lipps	7	1	46	6.6	12	0
Anderson	7	1	38	5.4	10	0
Everett	4	2	22	5.5	11	0
Lockett	2	1	3	1.5	5	0
Steelers	36	6	244	6.8	20	0
Opponents	46	7	395	8.6	44	0

Kickoff Returns

	No.	Yds	Avg	Long	TD
Woodson	36	982	27.3	84t	1
Stone	7	173	24.7	73	0
Thompson	4	41	10.3	15	0
J. Williams	4	31	7.8	22	0
J. Johnson	3	43	14.3	19	0
Griffin	1	21	21.0	21	0
Hinnant	1	13	13.0	13	0
Steelers	56	1304	23.3	84t	1
Opponents	53	1096	20.7	42	0

Field Goals

	1-19	20-29	30-39	40-49	50+
Anderson	0/0	8/9	4/4	8/12	2/2
Trout	0/0	0/1	0/1	0/0	0/0
Steelers	0/0	8/10	4/5	8/12	2/2
Opponents	0/0	6/6	10/10	4/7	0/3

Passing

	Att	Cmp	Yds	Cmp%	TD	Int	Long	Sack/Lost	Rating
Malone	336	156	1896	46.4	6	19	63	18/151	46.7
Bono	74	34	438	45.9	5	2	57	6/30	76.3
Brister	12	4	20	33.3	0	3	10	2/14	2.8
Collier	7	4	110	57.1	2	1	49	1/3	101.8
Steelers	429	198	2464	46.2	13	25	63	27/198	50.3
Opponents	481	290	3506	60.3	22	27	52t	26/196	74.6

1986 Final Regular-Season Statistics (Won 6, Lost 10)

Schedule

Date	W-L	Score	Opponent	Attendance
9/7	L	30-0	at Seattle	61,461
9/15	L	21-10	Denver	57,305
9/21	L	31-7	at Minnesota	56,795
9/28	W	22-16/OT	at Houston	42,001
10/5	L	27-24	Cleveland	57,327
10/13	L	24-22	at Cincinnati	54,283
10/19	L	34-0	New England	54,743
10/26	W	30-9	Cincinnati	50,815
11/2	W	27-3	Green Bay	52,831
11/9	L	16-12	at Buffalo	72,000
11/16	W	21-10	Houston	49,724
11/23	L	37-31/OT	at Cleveland	76,452
11/30	L	13-10/OT	at Chicago	61,425
12/7	W	27-17	Detroit	45,042
12/13	W	45-24	at N.Y. Jets	58,044
12/21	L	24-19	Kansas City	47,150

Team Statistics

	Pittsburgh	Opponent
Total First Downs	292	303
Rushing	125	97
Passing	140	176
Penalty	27	30
3rd Down: Made/Att	86/232	81/228
3rd Down Pct.	37.1	35.5
Total Net Yards	4811	5252
Avg. Per Game	300.7	328.3
Total Plays	1075	1050
Avg. Per Play	4.5	5.0
Net Yards Rushing	2223	1872
Avg. Per Game	138.9	117.0
Total Rushes	564	471
Net Yards Passing	2588	3380
Avg. Per Game	161.8	211.3
Sacked/Yards Lost	20/159	43/289
Gross Yards	2747	3669
Att./Completions	491/238	536/311
Completion Pct.	48.5	58.0
Had Intercepted	20	20
Punts/Average	89/38.7	82/39.0
Net Punting Avg.	89/30.6	82/31.0
Penalties/Yards	104/853	108/899
Fumbles/Ball Lost	28/16	31/13
Touchdowns	35	39
Rushing	18	10
Passing	16	22
Returns	1	7

Score by Period

	Q1	Q2	Q3	Q4	OT	Pts
Steelers	51	83	90	77	6	307
Opponents	67	129	54	77	9	336

Passing

	Att	Cmp	Yds	Cmp%	TD	Int	Long	Sack/Lost	Rating
Malone	425	216	2444	50.8	15	18	48	13/97	62.5
Brister	60	21	291	35.0	0	2	58	6/57	37.6
Campbell	4	0	0	0.0	0	0	0	1/5	39.6
Newsome	2	1	12	50.0	1	0	12t	0/0	108.3
Steelers	491	238	2747	48.5	16	20	58	20/159	59.7
Opponents	536	311	3669	58.0	22	20	55t	43/289	77.1

Scoring

	TD	Ru	Pa	Pt	PAT	FG	2Pt	Pts
Anderson	0	0	0	0	032/3221/32	0	0	95
Abercrombie	8	6	2	0	0/0	0/0	0	48
Jackson	5	5	0	0	0/0	0/0	0	30
Malone	5	5	0	0	0/0	0/0	0	30
Thompson	5	0	5	0	0/0	0/0	0	30
Erenberg	4	1	3	0	0/0	0/0	0	24
Lipps	3	2	1	0	0/0	0/0	0	18
Brister	1	1	0	0	0/0	0/0	0	6
Gothard	1	0	1	0	0/0	0/0	0	6
Sanchez	1	0	0	1	0/0	0/0	0	6
Stallworth	1	0	1	0	0/0	0/0	0	6
Sweeney	1	0	1	0	0/0	0/0	0	6
Steelers	35	18	16	132/3421/32	0	0	0	307
Opponents	39	10	22	736/3822/39	0	0	324	324

Sacks: Willis 12.0, Gary 6.5, Merriweather 6.0, Nelson 5.0, Hinkle 4.5, G. Williams 3.5, Dunn 2.5, Sims 1.0, Team 1.0, Little 0.5, Cole 0.5

Steelers: 43.0, Opponents: 20.0

2-Pt. Conversions: Steelers 0-0, Opponents 0-0

Rushing

	No.	Yds	Avg	Long	TD
Jackson	216	910	4.2	31	5
Abercrombie	214	877	4.1	38t	6
Erenberg	42	170	4.0	17	1
Malone	31	107	3.5	45	5
Pollard	24	86	3.6	12	0
Hughes	14	32	2.3	8	0
Reeder	6	20	3.3	6	0
Sanders	4	12	3.0	13	0
Brister	6	10	1.7	9	1
Seitz	3	2	0.7	2	0
Lipps	4	-3	-0.8	8	0
Steelers	564	2223	3.9	45	18
Opponents	471	1872	4.0	61t	10

Receiving

	No.	Yds	Avg	Long	TD
Abercrombie	47	395	8.4	27	2
Lipps	38	590	15.5	48	3
Stallworth	34	466	13.7	40t	1
Erenberg	27	217	8.0	19	3
Sweeney	21	337	16.0	58	1
Gothard	21	246	11.7	34	1
Thompson	17	191	11.2	20	5
Jackson	17	176	9.9	28	0
Hughes	10	98	9.8	22	0
Sanders	2	19	9.5	10	0
Pollard	2	15	7.5	10	0
Reeder	2	4	2.0	3	0
Steelers	238	2747	11.5	58	16
Opponents	311	3669	11.8	55t	22

Interceptions

	No.	Yds	Avg	Long	TD
Sanchez	3	71	23.7	67t	1
Williams	3	44	14.7	25	0
Shell	3	29	9.7	17	0
Woods	3	26	8.7	23	0
Clayton	3	18	6.0	14	0
Hinkle	3	7	2.3	6	0
Merriweather	2	14	7.0	11	0
Swain	0	9	1.0	1	0
Steelers	20	218	10.9	67t	1
Opponents	20	244	12.2	37t	2

Punting

	No.	Yds	Avg	Net	TB	In	Lg	B
Newsome	86	3447	40.1	38.7	11	18	64	0
Steelers	86	3447	40.1	38.7	11	18	64	0
Opponents	82	3194	39.0	31.0	7	17	69	0

Punt Returns

	Ret	FC	Yds	Avg	Long	TD
Woods	33	12	294	8.9	41	0
Lipps	3	1	16	5.3	10	0
Steelers	36	13	310	8.6	41	0
Opponents	34	14	364	10.7	44	0

Kickoff Returns

	No.	Yds	Avg	Long	TD
Sanchez	25	591	23.6	64	0
Elder	21	425	20.2	36	0
Sanders	8	148	18.5	29	0
Reeder	4	52	13.0	17	0
Hughes	2	16	8.0	16	0
Seitz	2	25	12.5	14	0
Merriweather	1	27	27.0	27	0
Woods	1	17	17.0	17	0
Rostovsky	1	3	3.0	3	0
Sweeney	1	0	0.0	0	0
Steelers	66	1304	19.8	64	0
Opponents	56	1362	24.3	100t	3

Field Goals

	1-19	20-29	30-39	40-49	50+
Anderson	0/1	6/7	6/7	9/14	0/3
Steelers	0/1	6/7	6/7	9/14	0/3
Opponents	2/2	6/10	7/11	7/13	0/3

1985 Final Regular-Season Statistics (Won 7, Last 9)

Schedule

Date	W-L	Score	Opponent	Attendance
9/8	W	45-3	Indianapolis	55,279
9/16	L	17-7	at Cleveland	79,042
9/22	W	20-0	Houston	58,752
9/30	L	37-24	Cincinnati	59,541
10/6	L	24-20	at Miami	72,820
10/13	L	27-13	at Dallas	62,932
10/20	W	23-10	St. Louis	56,478
10/27	L	26-21	at Cincinnati	55,421
11/3	W	10-9	Cleveland	51,976
11/10	W	36-28	at Kansas City	46,126
11/17	W	30-7	at Houston	45,977
11/24	L	30-23	Washington	59,293
12/1	L	31-23	Denver	56,797
12/8	L	54-44	at San Diego	52,098
12/15	W	30-24	Buffalo	35,953
12/21	L	28-10	at N.Y. Giants	66,785

Team Statistics

	Pittsburgh	Opponent
Total First Downs	315	273
Rushing	125	105
Passing	165	144
Penalty	25	24
3rd Down: Made/Att	92/237	71/207
3rd Down Pct.	38.8	34.3
Total Net Yards	5350	4659
Avg. Per Game	334.4	291.2
Total Plays	1086	990
Avg. Per Play	4.9	4.7
Net Yards Rushing	2177	1876
Avg. Per Game	136.1	117.3
Total Rushes	541	470
Net Yards Passing	3173	2783
Avg. Per Game	198.3	173.9
Sacked/Yards Lost	33/224	36/305
Gross Yards	3397	3088
Att./Completions	512/254	484/287
Completion Pct.	49.6	59.3
Had Intercepted	27	20
Punts/Average	79/39.1	86/40.9
Net Punting Avg.	79/32.5	86/32.9
Penalties/Yards	85/665	89/679
Fumbles/Ball Lost	31/9	34/14
Touchdowns	40	43
Rushing	14	19
Passing	23	18
Returns	3	6

Score by Period

	Q1	Q2	Q3	Q4	OT	Pts
Steelers	58	134	83	104	0	379
Opponents	72	129	53	101	0	355

Passing

	Att	Cmp	Yds	Cmp%	TD	Int	Long	Sack/Lost	Rating
Malone	233	117	1428	50.2	13	7	45t	10/80	75.6
Woodley	183	94	1357	51.4	6	14	69	13/84	54.7
Campbell	96	43	612	44.8	4	6	51	10/60	53.7
Steelers	512	254	3397	49.6	23	27	69	33/224	64.0
Opponents	484	287	3088	59.3	18	20	75t	36/305	73.3

Scoring

	TD	Ru	Pa	Rt	PAT	FG	2Pt	Pts
Anderson	0	0	0	0	040/4033/42	0	0	139
Lipps	15	1	12	2	0/0	0/0	0	90
Abercrombie	9	7	2	0	0/0	0/0	0	54
Stallworth	5	0	5	0	0/0	0/0	0	30
Erenberg	3	0	3	0	0/0	0/0	0	18
Pollard	3	3	0	0	0/0	0/0	0	18
Woodley	2	2	0	0	0/0	0/0	0	12
Malone	1	1	0	0	0/0	0/0	0	6
Thompson	1	0	1	0	0/0	0/0	0	6
Merrweather	1	0	0	1	0/0	0/0	0	6
Steelers	40	14	23	340/4033/42	0	379		
Opponents	42	19	18	639/4019/25	0	349		

Sacks: Willis 5.5, Hinkle 5.0, Merrweather 4.0, Gary 3.0, Goodman 3.0, Cole 3.0, Catano 3.0, Dunn 2.5, Team 2.0, Carr 1.0, Nelson 1.0, Little 1.0, Woods 1.0, Sims 1.0, **Steelers: 36.0**, **Opponents: 33.0**
2-Pt. Conversions: Steelers 0-0, Opponents 0-0

Rushing

	No.	Yds	Avg	Long	TD
Pollard	233	991	4.3	56	3
Abercrombie	227	851	3.8	32	7
Malone	15	80	5.3	25	1
Woodley	17	71	4.2	13	2
Erenberg	16	67	4.2	12	0
Spencer	13	56	4.3	11	0
Campbell	9	28	3.1	14	0
Morse	8	17	2.1	9	0
Lipps	3	16	5.3	15t	1
Steelers	541	2177	4.0	56	14
Opponents	470	1876	4.0	77t	19

Receiving

	No.	Yds	Avg	Long	TD
Stallworth	75	937	12.5	41	5
Lipps	59	1134	19.2	51	12
Erenberg	33	326	9.9	35	3
Pollard	24	250	10.4	20	0
Abercrombie	24	209	8.7	27	2
Sweeney	16	234	14.6	69	0
Thompson	8	138	17.3	42	1
Gothard	6	83	13.8	24	0
Cunningham	6	61	10.2	17	0
Spencer	3	25	8.3	13	0
Steelers	254	3397	13.4	69	23
Opponents	287	3088	10.8	75t	18

Interceptions

	No.	Yds	Avg	Long	TD
Woodruff	5	80	16.0	33	0
Williams	4	47	11.8	29	0
Shell	4	40	10.0	26	0
Merrweather	2	36	18.0	35t	1
Swain	2	4	2.0	4	0
Little	2	0	0.0	3	0
Cole	1	4	4.0	4	0
Steelers	20	211	10.6	35t	0
Opponents	27	409	15.2	57t	5

Punting

	No.	Yds	Avg	Net	TB	In	Lg	B
Newsome	78	3088	39.6	32.5	7	17	59	0
Steelers	78	3088	39.6	32.5	7	17	59	0
Opponents	86	3515	40.9	32.9	10	17	65	0

Punt Returns

	Ret	FC	Yds	Avg	Long	TD
Lipps	36	2	437	12.1	71t	2
Woods	13	2	46	3.5	10	0
Steelers	49	4	483	9.9	71t	2
Opponents	43	8	380	8.8	31	0

Kickoff Returns

	No.	Yds	Avg	Long	TD
Spencer	27	617	22.9	40	0
Erenberg	21	441	21.0	35	0
Lipps	13	237	18.2	24	0
Washington	3	34	11.3	14	0
Tuggle	1	8	8.0	8	0
Steelers	65	1337	20.6	40	0
Opponents	65	1566	24.1	95	0

Field Goals

	1-19	20-29	30-39	40-49	50+
Anderson	1/1	12/13	14/15	5/9	1/4
Steelers	1/1	12/13	14/15	5/9	1/4
Opponents	2/2	2/3	11/12	4/5	0/3

• Team Record

1984 Final Regular-Season Statistics (Won 9, Lost 7)

Schedule

Date	W-L	Score	Opponent	Attendance
9/2	L	37-27	Kansas City	56,709
9/6	W	23-17	at N.Y. Jets	70,564
9/16	W	24-14	L.A. Rams	58,104
9/23	L	20-10	at Cleveland	77,312
10/1	W	38-17	Cincinnati	57,098
10/7	L	31-7	Miami	59,103
10/14	W	20-17	at San Francisco	59,110
10/21	L	17-16	at Indianapolis	60,026
10/28	W	35-10	Atlanta	55,971
11/4	W	35-7	Houston	48,892
11/11	L	22-20	at Cincinnati	52,497
11/19	L	27-24	at New Orleans	66,005
11/25	W	52-24	San Diego	55,586
12/2	L	23-20/OT	at Houston	39,786
12/9	W	23-20	Cleveland	55,825
12/16	W	13-7	at L.A. Raiders	83,056

Team Statistics

	Pittsburgh	Opponent
Total First Downs	302	282
Rushing	117	87
Passing	167	167
Penalty	18	28
3rd Down: Made/Att	92/227	75/225
3rd Down Pct.	40.5	33.3
Total Net Yards	5420	4916
Avg. Per Game	338.8	307.3
Total Plays	1052	1016
Avg. Per Play	5.2	4.8
Net Yards Rushing	2179	1617
Avg. Per Game	136.2	101.1
Total Rushes	574	454
Net Yards Passing	3241	3299
Avg. Per Game	202.6	206.2
Sacked/Yards Lost	35/278	47/390
Gross Yards	3519	3689
Att./Completions	443/240	515/299
Completion Pct.	54.2	58.1
Had Intercepted	25	31
Punts/Average	70/41.2	90/42.4
Net Punting Avg.	70/34.7	90/32.5
Penalties/Yards	112/948	107/945
Fumbles/Ball Lost	40/15	30/11
Touchdowns	45	35
Rushing	13	12
Passing	25	19
Returns	7	4

Score by Period

	Q1	Q2	Q3	Q4	OT	Pts
Steelers	50	147	95	95	0	387
Opponents	26	105	69	107	3	310

Passing

	Att	Cmp	Yds	Cmp%	TD	Int	Long	Sack/Lost	Rating
Malone	272	147	2137	54.0	16	17	61t	25/211	73.4
Woodley	156	85	1273	54.5	8	7	80t	10/67	79.9
Campbell	15	8	109	53.3	1	1	25t	0/0	71.3
Steelers	443	240	3519	54.2	25	25	80t	35/278	75.6
Opponents	515	299	3689	58.1	19	31	68	47/390	67.5

Scoring

	TD	Ru	Pa	Rt	PAT	FG	2Pt	Pts
Anderson	0	0	0	0	045/4524/32	0	0	117
Stallworth	11	0	11	0	0/0	0/0	0	66
Lipps	11	1	9	1	0/0	0/0	0	66
Pollard	6	6	0	0	0/0	0/0	0	36
Erenberg	3	2	1	0	0/0	0/0	0	18
Malone	3	3	0	0	0/0	0/0	0	18
Thompson	3	0	3	0	0/0	0/0	0	18
Washington	2	0	0	2	0/0	0/0	0	12
Abercrombie	1	1	0	0	0/0	0/0	0	6
Shell	1	0	0	1	0/0	0/0	0	6
Cunningham	1	0	1	0	0/0	0/0	0	6
Woodruff	1	0	0	1	0/0	0/0	0	6
Steelers	43	13	25	545/4524/32	0	0	375	0
Opponents	35	12	19	334/3522/28	0	0	310	0

Sacks: Merrilweather 15.0, E.Nelson 7.0, Hinkle 5.5, Willis 5.0, Gary 4.0, Goodman 2.5, Cole 2.0, E. Williams 2.0, Little 1.0, Dunn 1.0, Clayton 1.0, Team 1.0.

Steelers: 47.0, Opponents: 35.0

2-Pt. Conversions: Steelers 0-0, Opponents 0-0

Rushing

	No.	Yds	Avg	Long	TD
Pollard	213	851	4.0	52	6
Abercrombie	145	610	4.2	31	1
Erenberg	115	405	3.5	31	2
Corley	18	89	4.9	23	0
Veals	31	87	2.8	9	0
Lipps	3	71	23.7	36t	1
Malone	25	42	1.7	13t	3
Gillespie	7	18	2.6	9	0
Woodley	11	14	1.3	7	0
Spencer	1	0	0.0	0	0
Colquitt	1	0	0.0	0	0
Capers	1	-3	-3.0	-3	0
Campbell	3	-5	-5.0	-5	0
Steelers	574	2179	3.8	52	13
Opponents	454	1617	3.6	31	12

Receiving

	No.	Yds	Avg	Long	TD
Stallworth	80	1395	17.4	51	11
Lipps	45	860	19.1	80t	9
Erenberg	38	358	9.4	25	1
Pollard	21	186	8.9	18	0
Thompson	17	291	17.1	59	3
Abercrombie	16	135	8.4	59	0
Capers	7	81	11.6	19	0
Kolodziejewski	5	59	11.8	22	0
Cunningham	4	64	16.0	29	1
D. Nelson	2	31	15.5	19	0
Sweeney	2	25	12.5	16	0
Garrry	2	22	11.0	12	0
Gillespie	1	12	12.0	12	0
Steelers	240	3519	14.7	80t	25
Opponents	299	3689	12.3	68	19

Interceptions

	No.	Yds	Avg	Long	TD
Shell	7	61	8.7	52t	1
Washington	6	138	23.0	69t	2
Woodruff	5	56	11.2	42t	1
Hinkle	3	77	25.7	43	0
E. Williams	3	49	16.3	44	0
Merrilweather	2	9	4.5	8	0
Woods	2	0	0.0	0	0
C. Brown	1	31	31.0	31	0
Cole	1	12	12.0	12	0
Clayton	1	0	0.0	0	0
Steelers	31	433	14.0	69t	4
Opponents	25	371	14.8	70	1

Punting

	No.	Yds	Avg	Net	TB	In	Lg	B
Colquitt	70	2883	41.2	34.7	5	21	62	0
Steelers	70	2883	41.2	34.7	5	21	62	0
Opponents	90	3818	42.4	32.5	10	13	60	0

Punt Returns

	Ret	FC	Yds	Avg	Long	TD
Lipps	53	0	656	12.4	76t	1
Woods	6	0	40	6.7	14	0
Clayton	1	0	0	0.0	0	0
Long	1	0	0	0.0	0	0
Steelers	61	0	696	11.4	76t	1
Opponents	37	0	351	9.5	58t	1

Kickoff Returns

	No.	Yds	Avg	Long	TD
Erenberg	28	575	20.5	47	0
Spencer	18	373	20.7	40	0
Veals	4	40	10.0	18	0
Corley	1	15	15.0	15	0
Gillespie	1	12	12.0	12	0
C. Brown	1	11	11.0	11	0
Catano	1	0	0.0	0	0
Steelers	54	1026	19.0	47	0
Opponents	61	1338	21.9	97t	1

Field Goals

	1-19	20-29	30-39	40-49	50+
Anderson	0/0	8/9	6/9	8/11	2/3
Steelers	0/0	8/9	6/9	8/11	2/3
Opponents	2/2	5/5	8/10	6/9	1/2

• Team Record

1983 Final Regular-Season Statistics (Won 10, Lost 6)

Schedule

Date	W-L	Score	Opponent	Attendance
9/4	L	14-10	Denver	58,233
9/11	W	25-21	at Green Bay	58,154
9/18	W	40-28	at Houston	44,150
9/25	L	28-23	New England	58,282
10/2	W	17-10	Houston	56,901
10/10	W	24-14	at Cincinnati	56,086
10/16	W	44-17	Cleveland	59,263
10/23	W	27-21	at Seattle	61,615
10/30	W	17-12	Tampa Bay	57,468
11/6	W	26-3	San Diego	58,191
11/13	W	24-13	at Baltimore	57,319
11/20	L	17-14	Minnesota	58,417
11/24	L	45-3	at Detroit	77,724
12/4	L	23-10	Cincinnati	55,832
12/10	W	34-7	at N.Y. Jets	53,996
12/18	L	30-17	at Cleveland	72,313

Team Statistics

	Pittsburgh	Opponent
Total First Downs	312	278
Rushing	156	100
Passing	141	151
Penalty	15	27
3rd Down: Made/Att	99/231	77/216
3rd Down Pct.	42.9	35.6
Total Net Yards	5014	4728
Avg. Per Game	313.4	295.5
Total Plays	1075	1006
Avg. Per Play	4.7	4.7
Net Yards Rushing	2610	1833
Avg. Per Game	163.1	114.6
Total Rushes	614	509
Net Yards Passing	2404	2895
Avg. Per Game	150.3	180.9
Sacked/Yards Lost	52/350	50/361
Gross Yards	2754	3256
Att./Completions	409/211	447/238
Completion Pct.	51.6	53.2
Had Intercepted	23	28
Punts/Average	80/41.9	88/41.1
Net Punting Avg.	80/35.0	88/33.1
Penalties/Yards	99/836	96/782
Fumbles/Ball Lost	42/20	34/17
Touchdowns	39	37
Rushing	17	14
Passing	15	19
Returns	7	4

Score by Period

	Q1	Q2	Q3	Q4	OT	Pts
Steelers	95	105	30	125	0	355
Opponents	80	78	72	73	0	303

Passing

	Att	Cmp	Yds	Cmp%	TD	Int	Long	Sack/Lost	Rating
Stout	381	197	2553	51.7	12	21	52	51/339	60.6
Malone	20	9	124	45.0	1	2	38	1/11	42.5
Bradshaw	8	5	77	62.5	2	0	24	0/0	133.9
Steelers	409	211	2754	51.6	15	23	52	52/350	61.9
Opponents	447	238	3256	53.2	19	28	76t	50/361	64.9

Scoring

	TD	Ru	Pa	Rt	PAT	FG	2Pt	Pts
Anderson	0	0	0	0	038/3927/31	0	0	119
Abercrombie	7	4	3	0	0/0	0/0	0	42
F. Harris	7	5	2	0	0/0	0/0	0	42
Sweeney	5	0	5	0	0/0	0/0	0	30
Pollard	4	4	0	0	0/0	0/0	0	24
Stout	4	4	0	0	0/0	0/0	0	24
Cunningham	3	0	3	0	0/0	0/0	0	18
Hinkle	1	0	0	1	0/0	0/0	0	6
Johnson	1	0	0	1	0/0	0/0	0	6
Clayton	1	0	0	1	0/0	0/0	0	6
Merriweather	1	0	0	1	0/0	0/0	0	6
Capers	1	0	1	0	0/0	0/0	0	6
Garrity	1	0	1	0	0/0	0/0	0	6
Steelers	36	17	15	438/3927/31	0	0	337	0
Opponents	37	14	19	436/3715/20	0	303	0	0

Sacks: Willis 14.0, Gary 7.5, Dunn 6.0, Cole 5.0, Lambert 4.0, Nelson 3.0, Beasley 2.5, Rivera 2.0, Clayton 2.0, Kohrs 1.5, Goodman 1.0, Woodruff 1.0, Merriweather 0.5, **Steelers: 50.0, Opponents: 52.0**

2-PT Conversions: Steelers 0-0, Opponents 0-0

Rushing

	No.	Yds	Avg	Long	TD
F. Harris	279	1007	3.6	19	5
Pollard	135	608	4.5	32	4
Stout	77	479	6.2	23	4
Abercrombie	112	446	4.0	50t	4
Hawthorne	5	47	9.4	20	0
T. Harris	2	15	7.5	10	0
Odom	2	7	3.5	4	0
Bradshaw	8	7	0.9	7	0
Sweeney	3	5	1.7	2	0
Steelers	614	2610	4.3	50t	17
Opponents	509	1833	3.6	30	14

Receiving

	No.	Yds	Avg	Long	TD
Sweeney	39	577	14.8	42	5
Cunningham	35	442	12.6	25	3
F. Harris	34	278	8.2	29t	2
Abercrombie	26	391	15.0	51t	3
Hawthorne	19	300	15.8	52	0
Garrity	19	279	14.7	38	1
Pollard	16	127	7.9	17	0
Capers	10	185	18.5	36	1
Stallworth	8	100	12.5	20	0
Skansi	3	39	13.0	21	0
Rodgers	2	36	18.0	25	0
Steelers	211	2754	13.1	52	15
Opponents	238	3256	13.7	76t	19

Interceptions

	No.	Yds	Avg	Long	TD
Woods	5	53	10.6	31	0
Shell	5	18	3.6	18	0
Blount	4	32	8.0	21	0
Woodruff	3	85	28.3	47	0
Johnson	3	84	28.0	34t	1
Merriweather	3	55	18.3	31t	1
Lambert	2	-1	-0.5	0	0
Clayton	1	70	70.0	70t	1
Washington	1	25	25.0	25	0
Hinkle	1	14	14.0	14t	1
Steelers	28	435	15.5	70t	4
Opponents	23	252	11.0	41t	2

Punting

	No.	Yds	Avg	Net	TB	In	Lg	B
Colquitt	80	3352	41.9	35.0	7	20	58	0
Steelers	80	3352	41.9	35.0	7	20	58	0
Opponents	88	3615	41.1	33.1	14	10	61	0

Punt Returns

	Ret	FC	Yds	Avg	Long	TD
Skansi	43	9	363	8.4	57	0
Woods	5	0	46	9.2	13	0
T. Harris	3	0	12	4.0	6	0
Steelers	51	9	421	8.3	57	0
Opponents	44	5	418	9.5	81t	1

Kickoff Returns

	No.	Yds	Avg	Long	TD
Odom	39	758	19.4	35	0
T. Harris	18	289	16.1	32	0
Bingham	1	15	15.0	15	0
Kohrs	1	6	6.0	6	0
Steelers	59	1068	18.1	35	0
Opponents	65	1507	23.2	97t	1

Field Goals

	1-19	20-29	30-39	40-49	50+
Anderson	2/2	8/9	9/10	8/10	0/0
Steelers	2/2	8/9	9/10	8/10	0/0
Opponents	1/1	6/7	6/6	2/5	0/1

1982 Final Regular-Season Statistics (Won 6, Lost 3)

Schedule

Date	W-L	Score	Opponent	Attendance
9/13	W	36-28	at Dallas	63,431
9/19	W	26-20/OT	Cincinnati	53,973
9/26	Cancelled		N.Y. Giants	
10/3	Cancelled		at Denver	
10/11	Cancelled		Philadelphia	
10/17	Cancelled		at Washington	
10/31	Cancelled		at Cincinnati	
11/7	Cancelled		Houston	
11/14	Cancelled		N.Y. Jets	
11/21	W	24-10	at Houston	42,338
11/28	L	16-0	at Seattle	55,553
12/5	W	35-14	Kansas City	52,090
12/12	L	13-0	at Buffalo	58,391
12/19	L	10-9	at Cleveland	67,139
12/26	W	37-14	New England	50,515
1/2	W	37-21	Cleveland	52,312

● Game cancelled for player strike

Team Statistics

	Pittsburgh	Opponent
Total First Downs	171	174
Rushing	69	92
Passing	91	142
Penalty	11	14
3rd Down: Made/Att	47/121	47/126
3rd Down Pct.	39.0	37.3
Total Net Yards	2970	2874
Avg. Per Game	330.0	319.3
Total Plays	583	599
Avg. Per Play	5.1	4.8
Net Yards Rushing	1187	762
Avg. Per Game	131.9	84.7
Total Rushes	289	236
Net Yards Passing	1783	2112
Avg. Per Game	198.1	234.7
Sacked/Yards Lost	19/139	34/273
Gross Yards	1922	2385
Att./Completions	275/141	329/176
Completion Pct.	51.3	53.5
Had Intercepted	16	17
Punts/Average	49/40.4	53/38.1
Net Punting Avg.	49/35.1	53/30.6
Penalties/Yards	59/459	44/345
Fumbles/Ball Lost	18/7	17/8
Touchdowns	25	17
Rushing	7	5
Passing	17	12
Returns	1	6

Score by Period

	Q1	Q2	Q3	Q4	OT	Pts
Steelers	47	54	38	59	6	204
Opponents	13	43	38	52	0	146

Passing

	Att	Cmp	Yds	Cmp%	TD	Int	Long	Sack/Lost	Rating
Bradshaw	240	127	1768	52.9	17	11	74t	18/131	81.4
Stout	35	14	154	40.0	0	5	24	1/8	14.2
Steelers	275	141	1922	51.3	17	16	74t	19/139	70.3
Opponents	329	176	2385	53.5	12	17	75t	34/273	67.5

Scoring

	TD	Ru	Pa	Rt	PAT	FG	2Pt	Pts
Anderson	0	0	0	0	022/2210	12	0	52
Stallworth	7	0	7	0	0/0	0/0	0	42
Smith	4	0	4	0	0/0	0/0	0	24
Hawthorne	3	0	3	0	0/0	0/0	0	18
Cunningham	2	0	2	0	0/0	0/0	0	12
Pollard	2	2	0	0	0/0	0/0	0	12
Harris	2	2	0	0	0/0	0/0	0	12
Abercrombie	2	2	0	0	0/0	0/0	0	12
Thornton	1	1	0	0	0/0	0/0	0	6
Pinney	1	0	1	0	0/0	0/0	0	6

Steelers 27 7 17 022/2210/12 0 198
Opponents 17 5 12 017/17 9/14 0 146

Sacks: Beasley 6.0, Dunn 6.0, Cole 5.0,
 Lambert 4.0, Ham 3.0, Toews 2.5, Kohrs 2.0,
 Goodman 1.5, Shell 1.0, Hinkle 1.0, Woodruff
 1.0, Willis 1.0.

Steelers: 34.0, Opponents: 19.0

2-Pt. Conversions: Steelers 0-0, Opponents 0-0

Rushing

	No.	Yds	Avg	Long	TD
Harris	140	604	4.3	21	2
Pollard	62	238	3.8	18	2
Abercrombie	21	100	4.8	34	2
Davis	24	72	3.0	9	0
Hawthorne	15	68	4.5	11	0
Thornton	6	33	5.5	13	1
Stout	11	28	2.5	8	0
Swann	1	25	25.0	25	0
Bradshaw	8	10	2.3	6	0
Stallworth	1	9	9.0	9	0

Steelers 289 1187 4.1 34 7
Opponents 236 762 3.2 33 5

Receiving

	No.	Yds	Avg	Long	TD
Harris	31	249	8.0	20	0
Stallworth	27	441	16.3	74t	7
Cunningham	21	277	13.2	31	2
Swann	18	265	14.7	60	0
Smith	17	387	22.8	51	4
Hawthorne	12	182	15.2	46t	3
Pollard	6	39	6.5	11	0
Sweeney	5	50	10.0	17	0
Abercrombie	1	14	14.0	14	0
Davis	1	11	11.0	11	0
Thornton	1	4	4.0	4	0
Pinney	1	3	3.0	3t	1

Steelers 141 1922 13.6 74t 17
Opponents 176 2385 13.6 75t 12

Interceptions

	No.	Yds	Avg	Long	TD
Woodruff	5	53	10.6	30	0
Shell	5	27	5.2	18	0
Johnson	2	5	2.5	5	0
Toews	1	20	20.0	20	0
Woods	1	12	12.0	12	0
Lambert	1	6	6.0	6	0
Ham	1	2	2.0	2	0
Blount	1	2	2.0	2	0

Steelers 17 127 7.5 30 0
Opponents 16 168 10.5 28 0

Punting

	No.	Yds	Avg	Net	TB	In	Lg	B
Goodson	49	1981	40.4	35.1	4	11	66	1
Steelers	49	1981	40.4	35.1	4	11	66	1
Opponents	53	2019	38.1	30.6	4	9	54	2

Punt Returns

	Ret	FC	Yds	Avg	Long	TD
Sydnor	22	3	172	7.8	21	0
Woods	13	2	142	10.9	20	0
Merriweather	1	0	3	3.0	3	0

Steelers 36 5 317 8.8 21 0
Opponents 28 4 182 6.5 17 0

Kickoff Returns

	No.	Yds	Avg	Long	TD
Bohannon	14	329	23.5	57	0
Abercrombie	7	139	19.9	46	0
French	2	38	19.0	26	0
Sydnor	2	37	18.5	20	0
Moser	1	18	18.0	18	0
Donnalley	1	8	8.0	8	0
Swann	1	0	0.0	0	0

Steelers 28 569 20.3 57 0
Opponents 36 821 22.8 39 0

Field Goals

	1-19	20-29	30-39	40-49	50+
Anderson	0/0	4/4	1/2	5/5	0/1
Steelers	0/0	4/4	1/2	5/5	0/1
Opponents	0/0	2/2	4/5	2/5	1/2

1981 Final Regular-Season Statistics (Won 8, Lost 8)

Schedule

Date	W-L	Score	Opponent	Attendance
9/6	L	37-33	Kansas City	53,305
9/10	L	30-10	at Miami	74,190
9/20	W	38-10	N.Y. Jets	52,973
9/27	W	27-21	New England	53,344
10/4	W	20-6	at New Orleans	64,578
10/11	W	13-7	Cleveland	53,255
10/18	L	34-7	at Cincinnati	57,090
10/26	W	26-13	Houston	52,732
11/1	L	17-14	San Francisco	52,878
11/8	L	24-21	at Seattle	59,058
11/15	W	34-20	at Atlanta	57,485
11/22	W	32-10	at Cleveland	77,958
11/29	W	24-0	L.A. Rams	51,854
12/7	L	30-27	at Oakland	51,769
12/13	L	17-10	Cincinnati	50,623
12/20	L	21-20	at Houston	41,056

Team Statistics

	Pittsburgh	Opponent
Total First Downs	318	323
Rushing	137	114
Passing	156	181
Penalty	25	28
3rd Down: Made/Att	83/203	90/231
3rd Down Pct.	40.9	39.0
Total Net Yards	5598	5652
Avg. Per Game	349.9	353.3
Total Plays	1042	1084
Avg. Per Play	5.4	5.2
Net Yards Rushing	2372	1869
Avg. Per Game	148.3	116.8
Total Rushes	554	500
Net Yards Passing	3226	3783
Avg. Per Game	201.6	236.4
Sacked/Yards Lost	27/231	40/325
Gross Yards	3457	4107
Att./Completions	461/247	542/302
Completion Pct.	53.6	55.5
Had Intercepted	19	30
Punts/Average	84/43.3	78/42.1
Net Punting Avg.	84/35.3	78/35.8
Penalties/Yards	97/840	112/960
Fumbles/Ball Lost	39/22	31/16
Touchdowns	47	35
Rushing	21	10
Passing	25	22
Returns	1	3

Score by Period

	Q1	Q2	Q3	Q4	OT	Pts
Steelers	90	97	84	79	6	356
Opponents	33	97	58	109	3	297

Passing

	Att	Cmp	Yds	Cmp%	TD	Int	Long	Sack/Lost	Rating
Bradshaw	370	201	2887	54.3	22	14	90t	17/155	83.9
Malone	88	45	553	51.1	3	5	30	10/76	58.6
Stout	3	1	17	33.3	0	0	17	0/0	53.5
Steelers	461	247	3457	53.6	25	19	90t	27/231	78.9
Opponents	544	302	4107	55.5	22	30	73t	40/325	70.3

Scoring

	TD	Ru	Pa	Rt	PAT	FG	2Pt	Pts
Trout	0	0	0	0	038/4612/17	0	74	0
Harris	9	8	1	0	0/0	0/0	0	54
Smith	7	0	7	0	0/0	0/0	0	42
Stallworth	5	0	5	0	0/0	0/0	0	30
Swann	5	0	5	0	0/0	0/0	0	30
Thornton	4	4	0	0	0/0	0/0	0	24
Cunningham	3	0	3	0	0/0	0/0	0	18
Malone	3	2	1	0	0/0	0/0	0	18
Pollard	2	2	0	0	0/0	0/0	0	12
Hawthorne	2	2	0	0	0/0	0/0	0	12
Bradshaw	2	2	0	0	0/0	0/0	0	12
Davis	1	1	0	0	0/0	0/0	0	6
Blount	1	0	0	1	0/0	0/0	0	6
Grossman	1	0	1	0	0/0	0/0	0	6
Pinney	1	0	1	0	0/0	0/0	0	6
Moser	1	0	1	0	0/0	0/0	0	6
Steelers	47	21	25	138	4612/17	0	356	0
Opponents	34	10	22	333	3518/33	0	291	0

Sacks: Dunn 8.0, Kohrs 5.5, Beasley 5.0, Goodman 3.0, Cole 2.5, Lambert 2.0, Winston 1.5, Woodruff 1.0, **Steelers: 40.0, Opponents: 27.0**
2-Pt. Conversions: Steelers 0-0, Opponents 0-0

Rushing

	No.	Yds	Avg	Long	TD
Harris	242	987	4.1	50	8
Pollard	123	570	4.6	29	2
Davis	47	270	5.7	28	1
Thornton	56	202	3.6	17t	4
Bradshaw	38	162	4.3	16	2
Malone	16	68	4.3	19	2
Hawthorne	25	58	2.3	16	2
Stallworth	1	17	17.0	17	0
Smith	1	15	15.0	15	0
Stout	3	11	3.7	10	0
Colquitt	1	8	8.0	8	0
Moser	1	4	4.0	4	0
Steelers	554	2372	4.3	50	21
Opponents	500	1869	3.7	60	10

Receiving

	No.	Yds	Avg	Long	TD
Stallworth	63	1098	17.4	55	5
Cunningham	41	574	14.0	30	3
Harris	37	250	6.8	26	1
Swann	34	505	14.9	44	5
Smith	29	571	19.7	46t	7
Pollard	19	156	8.2	26	0
Thornton	8	78	9.8	30	0
Davis	4	34	8.5	19	0
Hawthorne	4	23	5.8	12	0
Grossman	3	19	6.3	14t	1
Sweeney	2	53	26.5	32	0
Malone	1	90	90.0	90t	1
Moser	1	5	5.0	5t	1
Pinney	1	1	1.0	1t	1
Steelers	247	3457	14.0	90t	25
Opponents	302	4108	13.6	73t	22

Interceptions

	No.	Yds	Avg	Long	TD
Blount	6	106	17.7	50t	1
Lambert	6	76	12.7	31	0
Shell	5	52	10.4	25	0
Thomas	4	18	4.5	16	0
Washington	3	46	15.3	35	0
Johnson	2	8	4.0	8	0
Cole	1	29	29.0	29	0
Ham	1	23	23.0	23	0
Woodruff	1	17	17.0	17	0
Winston	1	1	1.0	1	0
Steelers	30	376	12.5	50t	1
Opponents	19	226	11.9	34	0

Punting

	No.	Yds	Avg	Net	TB	In	Lg	B
Colquitt	84	3641	43.3	35.3	16	25	74	0
Steelers	84	3641	43.3	35.3	16	25	74	0
Opponents	78	3286	42.1	35.8	4	12	62	0

Punt Returns

	Ret	FC	Yds	Avg	Long	TD
Smith	30	1	204	6.8	28	0
Anderson	20	8	208	10.4	33	0
Steelers	50	9	412	8.2	33	0
Opponents	34	10	358	10.5	87t	2

Kickoff Returns

	No.	Yds	Avg	Long	TD
Anderson	37	825	22.3	35	0
Hawthorne	7	138	19.7	30	0
Moser	3	76	25.3	29	0
Dirden	3	45	15.0	18	0
Davis	1	8	8.0	8	0
Malone	1	3	3.0	3	0
Thornton	1	1	1.0	1	0
Steelers	53	1096	20.7	35	0
Opponents	52	1253	24.1	51	0

Field Goals

	1-19	20-29	30-39	40-49	50+
Trout	4/5	4/4	1/2	3/5	0/1
Steelers	4/5	4/4	1/2	3/5	0/1
Opponents	0/0	5/5	7/10	6/14	0/4

• Team Record

1980 Final Regular-Season Statistics (Won 9, Last 7)

Schedule

Date	W-L	Score	Opponent	Attendance
9/7	W	31-17	Houston	54,386
9/14	W	20-17	at Baltimore	54,914
9/21	L	30-28	at Cincinnati	52,490
9/28	W	38-3	Chicago	53,987
10/5	W	23-17	at Minnesota	47,583
10/12	L	17-16	Cincinnati	53,668
10/20	L	45-34	Oakland	53,940
10/26	L	27-26	at Cleveland	79,095
11/2	W	22-20	Green Bay	52,165
11/9	W	24-21	at Tampa Bay	71,636
11/16	W	16-13	Cleveland	54,563
11/23	L	28-13	at Buffalo	79,659
11/30	W	23-10	Miami	51,384
12/4	L	6-0	at Houston	53,960
12/14	W	21-16	Kansas City	50,013
12/22	L	26-17	at San Diego	51,785

Team Statistics

	Pittsburgh	Opponent
Total First Downs	308	302
Rushing	111	101
Passing	177	171
Penalty	20	30
3rd Down: Made/Att	101/224	94/232
3rd Down Pct.	45.1	40.5
Total Net Yards	5554	5134
Avg. Per Game	347.1	320.9
Total Plays	1033	1036
Avg. Per Play	5.4	5.0
Net Yards Rushing	1986	1762
Avg. Per Game	124.1	110.1
Total Rushes	512	486
Net Yards Passing	3568	3372
Avg. Per Game	223.0	210.8
Sacked/Yards Lost	18/145	37/264
Gross Yards	3832	3517
Att./Completions	484/250	532/280
Completion Pct.	51.7	52.6
Had Intercepted	24	26
Punts/Average	66/40.2	73/40.7
Penalties/Yards	111/933	93/806
Fumbles/Ball Lost	38/18	23/14
Touchdowns	42	37
Rushing	15	9
Passing	26	25
Returns	1	3

Score by Period

	Q1	Q2	Q3	Q4	OT	Pts
Steelers	79	115	76	82	0	352
Opponents	57	91	81	84	0	313

Passing

	Att	Cmp	Yds	Cmp%	TD	Int	Long	Sack/Lost	Rating
Bradshaw	424	218	3339	51.4	24	22	68t	33/245	75.0
Stout	60	32	493	53.3	2	2	72	4/19	78.0
Steelers	484	250	3832	51.7	26	24	72	37/264	75.4
Opponents	532	280	3517	52.6	25	26	69t	18/145	68.8

Scoring

	TD	Ru	Pa	Rt	PAT	FG	2Pt	Pts
Bahr	0	0	0	0	039/4219/28	0	0	96
Smith	9	0	9	0	0/0	0/0	0	54
Swann	7	0	7	0	0/0	0/0	0	42
Harris	6	4	2	0	0/0	0/0	0	36
Hawthorne	4	4	0	0	0/0	0/0	0	24
Thornton	4	3	1	0	0/0	0/0	0	24
Bradshaw	2	2	0	0	0/0	0/0	0	12
Bell	2	0	2	0	0/0	0/0	0	12
Bleier	2	1	1	0	0/0	0/0	0	12
Cunningham	2	0	2	0	0/0	0/0	0	12
Stallworth	1	0	1	0	0/0	0/0	0	6
Sweeney	1	0	1	0	0/0	0/0	0	6
Davis	1	1	0	0	0/0	0/0	0	6
Winston	1	0	1	0	0/0	0/0	0	6
Steelers	42	15	26	139/4219/28	0	352		
Opponents	37	9	25	334/3719/29	0	313		

Sacks: Greenwood 5.0, Greene 3.5, Furness 3.5, Banaszak 2.5, Beasley 1.0, Cole 1.0, Ham 1.0, Dunn 0.5, **Steelers: 18.0, Opponents: 37.0**

Rushing

	No.	Yds	Avg	Long	TD
Harris	208	789	3.8	26	4
Bleier	78	340	4.4	19	1
Thornton	78	325	4.2	28	3
Hawthorne	63	226	3.6	15	4
Davis	33	132	4.0	12	1
Bradshaw	36	111	3.1	18	2
Stout	9	35	3.9	12	0
Colquitt	1	17	17.0	17	0
Pollard	4	16	4.0	12	0
Smith	1	-1	-1.0	-1	0
Swann	1	-4	-4.0	-4	0
Steelers	512	1986	3.9	28	15
Opponents	486	1762	3.6	37	9

Receiving

	No.	Yds	Avg	Long	TD
Swann	44	710	16.1	68t	7
Smith	37	711	19.2	45t	9
Harris	30	196	6.5	31	2
Bell	29	748	25.8	72	2
Grossman	23	293	12.7	35	0
Bleier	21	174	8.3	17	1
Cunningham	18	232	12.9	35	2
Thornton	15	131	8.7	29t	1
Sweeney	12	282	23.5	34	1
Hawthorne	12	158	13.2	33	0
Stallworth	9	197	21.9	50t	1
Steelers	250	3832	15.3	72	26
Opponents	280	3517	12.6	69t	25

Interceptions

	No.	Yds	Avg	Long	TD
Shell	7	135	19.3	67	0
Wagner	6	27	4.5	6	0
Blount	4	28	7.0	17	0
Ham	2	16	8.0	15	0
Lambert	2	1	0.5	1	0
Thomas	2	0	0.0	0	0
Cole	1	34	34.0	34	0
Johnson	1	19	19.0	19	0
Woodruff	1	0	0.0	0	0
Steelers	26	260	10.0	67	0
Opponents	24	226	9.4	36	2

Punting

	No.	Yds	Avg	TB	In	Lg	B
Colquitt	61	2483	40.7	5	13	54	0
Bradshaw	5	173	34.6	0	0	44	0
Steelers	66	2656	40.2	5	13	54	0
Opponents	73	2970	40.7	10	18	61	1

Punt Returns

	Ret	FC	Yds	Avg	Long	TD
Bell	34	6	339	10.0	27	0
Smith	7	0	28	4.0	11	0
Cobb	3	0	19	6.3	13	0
Pollard	1	0	5	5.0	5	0
Steelers	45	6	391	8.7	27	0
Opponents	34	6	217	6.4	33	0

Kickoff Returns

	No.	Yds	Avg	Long	TD
Pollard	22	494	22.5	34	0
Anderson	14	379	27.1	63	0
Hawthorne	9	169	18.8	36	0
Davis	9	160	17.7	24	0
Bell	3	50	16.7	21	0
Sweeney	3	42	14.0	25	0
Cobb	1	19	19.0	19	0
Thornton	1	15	15.0	15	0
Winston	1	13	13.0	13	0
Blount	1	9	9.0	9	0
Valentine	1	0	0.0	0	0
Steelers	65	1350	20.8	63	0
Opponents	68	1339	19.7	61	0

Field Goals

	1-19	20-29	30-39	40-49	50+
Bahr	2/2	8/9	7/10	2/6	0/1
Steelers	2/2	8/9	7/10	2/6	0/1
Opponents	0/0	8/9	7/11	3/6	1/3

1979 Final Regular-Season Statistics (Won 12, Lost 4)

Schedule

Date	W-L	Score	Opponent	Attendance
9/3	W	16-13/OT	at New England	60,978
9/9	W	38-7	Houston	49,792
9/16	W	24-21	at St. Louis	50,416
9/23	W	17-13	Baltimore	49,483
9/30	L	17-14	at Philadelphia	70,352
10/7	W	51-35	at Cleveland	81,260
10/14	L	34-10	at Cincinnati	52,381
10/22	W	42-7	Denver	49,699
10/28	W	14-3	Dallas	50,199
11/4	W	38-7	Washington	49,462
11/11	W	30-3	at Kansas City	70,132
11/18	L	35-7	at San Diego	51,910
11/25	W	33-30/OT	Cleveland	48,773
12/2	W	37-17	Cincinnati	46,521
12/10	L	20-17	at Houston	55,923
12/16	W	28-0	Buffalo	48,002

Team Statistics

	Pittsburgh	Opponent
Total First Downs	337	260
Rushing	141	95
Passing	179	135
Penalty	17	30
3rd Down: Made/Att	106/245	76/247
3rd Down Pct.	43.2	30.8
Total Net Yards	6258	4270
Avg. Per Game	391.1	266.9
Total Plays	1080	1035
Avg. Per Play	5.8	4.1
Net Yards Rushing	2603	1709
Avg. Per Game	162.7	106.8
Total Rushes	561	506
Net Yards Passing	3655	2561
Avg. Per Game	228.4	160.1
Sacked/Yards Lost	27/222	49/351
Gross Yards	3877	2912
Att./Completions	492/272	480/226
Completion Pct.	55.3	47.1
Had Intercepted	26	27
Punts/Average	68/40.2	100/40.0
Penalties/Yards	108/866	95/744
Fumbles/Ball Lost	47/26	32/15
Touchdowns	52	31
Rushing	25	9
Passing	26	19
Returns	1	3

Score by Period

	Q1	Q2	Q3	Q4	OT	Pts
Steelers	89	114	62	145	6	416
Opponents	57	104	53	48	0	262

Passing

	Att	Cmp	Yds	Cmp%	TD	Int	Long	Sack/Lost	Rating
Bradshaw	472	259	3724	54.9	26	25	65t	24/196	77.0
Kruczek	20	13	153	65.0	0	1	31	3/26	67.3
Steelers	492	272	3877	55.3	26	26	65t	27/222	76.6
Opponents	480	226	2912	47.1	19	27	64t	49/351	56.4

Scoring

	TD	Ru	Pa	Rt	PAT	FG	2Pt	Pts
Bahr	0	0	0	0	050	5218	30	0104
Harris	12	11	1	0	0/0	0/0	0	72
Thornton	10	6	4	0	0/0	0/0	0	60
Stallworth	8	0	8	0	0/0	0/0	0	48
Swann	6	1	5	0	0/0	0/0	0	36
Cunningham	4	0	4	0	0/0	0/0	0	24
Bleier	4	4	0	0	0/0	0/0	0	24
Smith	2	0	2	0	0/0	0/0	0	12
Hawthorne	1	1	0	0	0/0	0/0	0	6
Winston	1	0	0	1	0/0	0/0	0	6
A. Anderson	1	1	0	0	0/0	0/0	0	6
Grossman	1	0	0	1	0/0	0/0	0	6
Moser	1	1	0	0	0/0	0/0	0	6
Brown	1	0	1	0	0/0	0/0	0	6
Steelers	52	25	26	1	0	5218	30	0416
Opponents	31	9	19	328	3116	26	0	262

Sacks: Greenwood 7.0, Furness 7.0, Banaszak 5.5, Ham 5.0, Dunn 5.0, Greene 5.0, Shell 4.0, Lambert 3.5, Cole 2.5, Beasley 1.0, Winston 1.0, Toews 1.0, White 1.0, Valentine 0.5, **Steelers: 49.0, Opponents: 27.0**

Rushing

	No.	Yds	Avg	Long	TD
Harris	267	1186	4.4	71t	11
Thornton	118	585	5.0	75	6
Bleier	92	434	4.7	70t	4
Hawthorne	28	123	4.4	19	1
A. Anderson	18	118	6.6	31	1
Bradshaw	21	83	4.0	28	0
Moser	11	33	3.0	8	1
Kruczek	4	20	5.0	22	0
Smith	1	12	12.0	12	0
Swann	1	9	9.0	9t	1
Steelers	561	2603	4.6	75	25
Opponents	506	1709	3.4	34	9

Receiving

	No.	Yds	Avg	Long	TD
Stallworth	70	1183	16.9	65t	8
Swann	41	808	19.7	65	5
Cunningham	36	512	14.2	41	4
Harris	36	291	8.1	21	1
Bleier	31	277	8.9	28	0
Smith	17	243	14.3	25	2
Thornton	16	231	14.4	32	4
Grossman	12	217	18.1	54	1
Hawthorne	8	47	5.9	17	0
Bell	3	61	20.3	31	0
Moser	1	6	6.0	6	0
Brown	1	1	1.0	1t	1
Steelers	272	3877	14.3	65t	26
Opponents	226	2912	12.9	64t	19

Interceptions

	No.	Yds	Avg	Long	TD
Lambert	6	29	4.8	23	0
Shell	5	10	2.0	8	0
Wagner	4	31	7.8	19	0
Winston	3	48	16.0	41t	1
Blount	3	1	0.3	1	0
Ham	2	8	4.0	6	0
Woodruff	1	31	31.0	31	0
Johnson	1	20	20.0	20	0
L. Anderson	1	19	19.0	19	0
Banaszak	1	3	3.0	3	0
Steelers	27	200	7.4	41t	1
Opponents	26	401	15.4	77t	1

Punting

	No.	Yds	Avg	TB	In	Lg	B
Colquitt	68	2733	40.2	8	19	61	0
Steelers	68	2733	40.2	8	19	61	0
Opponents	100	3995	40.0	6	23	59	0

Punt Returns

	Ret	FC	Yds	Avg	Long	TD
Bell	45	7	378	8.4	27	0
Smith	16	1	146	9.1	38	0
Woodruff	1	0	0	0.0	0	0
Swann	1	3	-1	-1.0	-1	0
Steelers	63	11	523	8.3	38	0
Opponents	31	10	276	8.9	38	0

Kickoff Returns

	No.	Yds	Avg	Long	TD
L. Anderson	34	732	21.5	44	0
A. Anderson	13	200	15.4	26	0
Hawthorne	2	46	23.0	23	0
Moser	1	6	6.0	6	0
Cole	1	3	3.0	3	0
Steelers	51	987	19.4	44	0
Opponents	81	1668	20.6	38	0

Field Goals

	1-19	20-29	30-39	40-49	50+
Bahr	0/0	6/6	6/11	6/12	0/1
Steelers	0/0	6/6	6/11	6/12	0/11
Opponents	0/0	7/8	5/8	4/9	0/1

• Team Record

1978 Final Regular-Season Statistics (Won 14, Lost 2)

Schedule

Date	W/L	Score	Opponent	Attendance
9/3	W	28-17	at Buffalo	64,147
9/10	W	21-10	Seattle	48,277
9/17	W	28-3	at Cincinnati	50,260
9/24	W	15-9/OT	Cleveland	49,513
10/1	W	28-17	at N.Y. Jets	52,058
10/8	W	31-7	Atlanta	48,202
10/15	W	34-14	at Cleveland	81,302
10/23	L	24-17	Houston	48,021
10/29	W	27-24	Kansas City	48,185
11/5	W	20-14	New Orleans	48,525
11/12	L	10-7	at L.A. Rams	63,089
11/19	W	7-6	Cincinnati	47,578
11/27	W	24-7	at San Francisco	51,657
12/3	W	13-3	at Houston	54,267
12/9	W	35-13	Baltimore	41,957
12/16	W	21-17	at Denver	74,104

Team Statistics

	Pittsburgh	Opponent
Total First Downs	316	264
Rushing	133	105
Passing	149	119
Penalty	34	40
3rd Down: Made/Att	112/233	90/231
3rd Down Pct.	48.1	39.0
Total Net Yards	4987	4168
Avg. Per Game	311.7	260.5
Total Plays	1046	999
Avg. Per Play	4.8	4.2
Net Yards Rushing	2297	1774
Avg. Per Game	143.6	110.6
Total Rushes	641	513
Net Yards Passing	2690	2394
Avg. Per Game	168.1	149.6
Sacked/Yards Lost	25/271	44/361
Gross Yards	2961	2755
Att./Completions	380/212	442/221
Completion Pct.	55.8	50.0
Had Intercepted	22	27
Punts/Average	66/40.0	82/39.4
Penalties/Yards	108/943	106/954
Fumbles/Ball Lost	35/17	33/21
Touchdowns	46	22
Rushing	16	11
Passing	28	10
Returns	2	1

Score by Period

	Q1	Q2	Q3	Q4	OT	Pts
Steelers	63	135	76	79	6	356
Opponents	6	63	57	62	0	195

Passing

	Att	Cmp	Yds	Cmp%	TD	Int	Long	Sack/Lost	Rating
Bradshaw	368	207	2915	56.3	28	20	70	21/222	84.8
Kruczek	11	5	46	45.5	0	2	21	4/49	17.8
Harris	1	0	0	0.0	0	0	0	0/0	39.6
Steelers	380	212	2961	55.8	28	22	70	25/271	81.6
Opponents	442	221	2755	50.0	10	27	49	44/361	52.0

Scoring

	TD	Ru	Pa	Rt	PAT	FG	2Pt	Pts
Gerela	0	0	0	0	044/4512	26	0	80
Swann	11	0	11	0	0/0	0/0	0	66
Stallworth	9	0	9	0	0/0	0/0	0	54
Harris	8	8	0	0	0/0	0/0	0	48
Bleier	6	5	1	0	0/0	0/0	0	36
Thornton	3	2	1	0	0/0	0/0	0	18
Cunningham	2	0	2	0	0/0	0/0	0	12
Smith	2	0	2	0	0/0	0/0	0	12
Bradshaw	1	0	0	0	0/0	0/0	0	6
Bell	1	0	1	0	0/0	0/0	0	6
L. Anderson	1	0	0	1	0/0	0/0	0	6
Shell	1	0	0	1	0/0	0/0	0	6
Grossman	1	0	1	0	0/0	0/0	0	6
Steelers	46	16	28	244/4512	26	0	356	
Opponents	22	11	10	121/2214	26	0	195	

Sacks: Greenwood 8.5, Greene 4.5, Ham 4.0, Dunn 4.0, Toews 3.5, Lambert 3.5, Shell 3.0, Cole 3.0, Banaszak 3.0, White 2.0, Wagner 2.0, Beasley 1.0, Oldham 1.0, Winston 1.0.
Steelers: 44.0, Opponents: 25.0

Rushing

	No.	Yds	Avg	Long	TD
Harris	310	1082	3.5	37	8
Bleier	165	633	3.8	24	5
Thornton	71	264	3.7	27	2
Moser	42	153	3.6	15	0
Bradshaw	32	93	2.9	17	1
Deloplaine	11	49	4.5	19	0
Maxson	4	9	2.3	7	0
Swann	1	7	7.0	7	0
Kruczek	5	7	1.4	8	0
Steelers	641	2297	3.6	37	16
Opponents	513	1774	3.5	30	11

Receiving

	No.	Yds	Avg	Long	TD
Swann	61	880	14.1	62	11
Stallworth	41	798	19.5	70	9
Grossman	37	448	12.1	26	1
Harris	22	144	6.5	15	0
Bleier	17	168	9.9	32	1
Cunningham	16	321	20.1	48	2
Smith	6	83	13.8	29t	2
Bell	6	53	8.8	15t	1
Thornton	5	66	13.2	24	1
Moser	1	-1	-1.0	-1	0
Bradshaw	0	1	-	1	0
Steelers	212	2961	14.0	70	28
Opponents	221	2755	12.5	49	10

Interceptions

	No.	Yds	Avg	Long	TD
Dungy	6	95	15.8	65	0
Blount	4	55	13.8	35	0
Lambert	4	41	10.3	24	0
Johnson	4	24	6.0	21	0
Shell	3	21	7.0	20	0
Ham	3	7	2.3	7	0
Wagner	2	34	17.0	20	0
Toews	1	12	12.0	12	0
Steelers	27	289	10.7	65	0
Opponents	22	212	9.6	31	0

Punting

	No.	Yds	Avg	TB	In	Lg	B
Colquitt	66	2642	40.0	4	14	58	0
Steelers	66	2642	40.0	4	14	58	0
Opponents	82	3228	39.4	6	18	60	1

Punt Returns

	Ret	FC	Yds	Avg	Long	TD
Bell	21	2	152	7.2	18	0
Reutershan	20	0	148	7.4	18	0
Smith	9	0	65	7.2	13	0
Terry	7	0	80	11.4	24	0
Shell	1	0	6	6.0	6	0
Steelers	58	2	451	7.8	24	0
Opponents	38	9	239	6.3	42	0

Kickoff Returns

	No.	Yds	Avg	Long	TD
L. Anderson	37	930	25.1	95t	1
Maxson	2	33	16.5	21	0
Thornton	1	37	37.0	37	0
Deloplaine	1	19	19.0	19	0
Smith	1	16	16.0	16	0
Moser	1	8	8.0	8	0
Mullins	1	0	0.0	0	0
Steelers	44	1043	23.7	95t	1
Opponents	60	1336	22.3	40	0

Field Goals

	1-19	20-29	30-39	40-49	50+
Bahr	2/2	8/9	7/10	2/6	0/1
Steelers	2/2	8/9	7/10	2/6	0/1
Opponents	0/0	8/9	7/11	3/6	1/3

1977 Final Regular-Season Statistics (Won 9, Lost 5)

Schedule

Date	W-L	Score	Opponent	Attendance
9/19	W	27-0	San Francisco	48,046
9/25	L	16-7	Oakland	50,398
10/2	W	28-14	at Cleveland	80,588
10/9	L	27-10	at Houston	49,226
10/17	W	20-14	Cincinnati	47,950
10/23	W	27-10	Houston	48,517
10/30	L	31-21	at Baltimore	60,225
11/6	L	21-7	at Denver	74,967
11/13	W	35-31	Cleveland	47,055
11/20	W	28-13	Dallas	49,761
11/27	W	23-20	at N.Y. Jets	47,385
12/4	W	30-20	Seattle	45,429
12/10	L	17-10	at Cincinnati	36,133
12/18	W	10-9	at San Diego	50,727

Team Statistics

	Pittsburgh	Opponent
Total First Downs	266	228
Rushing	122	80
Passing	124	112
Penalty	20	36
3rd Down: Made/Att	65/201	64/188
3rd Down Pct.	32.3	34.0
Total Net Yards	4645	3692
Avg. Per Game	331.8	263.7
Total Plays	949	882
Avg. Per Play	4.9	4.2
Net Yards Rushing	2258	1723
Avg. Per Game	161.3	123.1
Total Rushes	581	493
Net Yards Passing	2387	1969
Avg. Per Game	170.5	140.6
Sacked/Yards Lost	27/245	32/285
Gross Yards	2632	2254
Att./Completions	341/173	357/157
Completion Pct.	50.7	44.0
Had Intercepted	21	31
Punts/Average	73/36.3	79/40.3
Fumbles/Ball Lost	41/28	28/13
Touchdowns	37	29
Rushing	20	9
Passing	17	16
Returns	0	4

Score by Period

	Q1	Q2	Q3	Q4	OT	Pts
Steelers	30	109	47	97	0	283
Opponents	59	71	44	69	0	243

Passing

	Att	Cmp	Yds	Cmp%	TD	Int	Long	Sack/Lost	Rating
Bradshaw	314	162	2523	51.6	17	19	65t	26/235	71.2
Graff	12	6	47	50.0	0	0	21	1/10	20.5
Dungy	8	3	43	37.5	0	2	18	0/0	16.1
Kruczek	7	2	19	28.6	0	0	13	0/0	39.6
Steelers	341	173	2632	50.7	17	21	65t	27/245	67.3
Opponents	357	157	2254	43.9	16	31	65t	32/285	43.7

Scoring

	TD	Ru	Pa	Rt	PAT	FG	2Pt	Pts
Harris	11	11	0	0	0/0	0/0	0	66
Gerela	0	0	0	0	034/37	9/14	0	61
Stallworth	7	0	7	0	0/0	0/0	0	42
Swann	7	0	7	0	0/0	0/0	0	42
Bleier	4	4	0	0	0/0	0/0	0	24
Bradshaw	3	3	0	0	0/0	0/0	0	18
Cunningham	2	0	2	0	0/0	0/0	0	12
Thornton	2	2	0	1	0/0	0/0	0	12
Lewis	1	0	1	0	0/0	0/0	0	6
Steelers	37	20	17	034/37	9/14	0	0	283
Opponents	29	9	16	427/2914	22	0	243	

Sacks: Furness 8.5, White 6.5, Holmes 4.5, Greene 4.0, Greenwood 2.5, Banaszak 2.5, Cole 1.5, Ham 1.0, Toews 1.0. **Steelers: 32.0, Opponents: 27.0**

Rushing

	No.	Yds	Avg	Long	TD
Harris	300	1162	3.9	61t	11
Bleier	135	465	3.4	16	4
Harrison	36	175	4.9	33	0
Bradshaw	31	171	5.5	26	3
Thornton	27	103	3.8	18	2
Maxson	18	56	3.1	8	0
L. Smith	14	55	3.9	16	0
Stallworth	6	47	7.8	15	0
Swann	2	6	3.0	14	0
Dungy	3	8	2.7	6	0
Delopaine	2	7	3.5	5	0
Graff	5	3	0.6	4	0
Kruczek	1	0	0.0	0	0
Walden	1	0	0.0	0	0
Steelers	581	2258	3.9	61t	20
Opponents	493	1723	3.5	39	9

Receiving

	No.	Yds	Avg	Long	TD
Swann	50	789	15.8	47	7
Stallworth	44	784	17.8	49t	7
Cunningham	20	347	17.4	43t	2
Bleier	18	161	8.9	30	0
Lewis	11	263	23.9	65t	1
Harris	11	62	5.6	15	0
Maxson	5	70	14.0	34	0
Grossman	5	57	11.4	20	0
J. Smith	4	80	20.0	26	0
Harrison	3	11	3.7	7	0
Thornton	1	5	5.0	5	0
Pough	1	3	3.0	3	0
Steelers	173	2632	15.2	65t	17

Interceptions

	No.	Yds	Avg	Long	TD
Blount	6	65	10.8	37	0
Allen	5	76	15.2	48	0
Ham	4	17	4.3	9	0
Edwards	3	116	38.7	51	0
Dungy	3	37	12.3	29	0
Shell	3	14	4.7	8	0
White	2	27	13.5	19	0
Thomas	2	10	5.0	12	0
Winston	2	7	3.5	7	0
Lambert	1	5	5.0	5	0
Steelers	31	374	12.1	51	0
Opponents	21	299	14.2	47t	1

Punting

	No.	Yds	Avg	TB	In	LG	B
Walden	67	2482	37.0	5	13	65	0
Engles	5	169	33.8	0	1	48	0
Steelers	72	2651	36.8	5	14	65	1
Opponents	79	3180	40.3	7	15	63	0

Punt Returns

	Ret	FC	Yds	Avg	Long	TD
J. Smith	36	0	294	8.2	30	0
Swann	9	0	88	9.8	31	0
Delopaine	1	0	7	7.0	7	0
Steelers	46	0	389	8.5	31	0
Opponents	34	11	380	11.2	87t	1

Kickoff Returns

	No.	Yds	Avg	Long	TD
J. Smith	16	381	23.8	37	0
L. Smith	16	365	22.8	33	0
Pough	7	106	15.1	22	0
Maxson	5	120	24.0	43	0
Delopaine	1	18	18.0	18	0
Steelers	45	990	22.0	43	0
Opponents	48	1080	22.5	48	0

Field Goals

	1-19	20-29	30-39	40-49	50+
Gerela	0/0	4/5	2/2	3/6	0/1
Steelers	0/0	4/5	2/2	3/6	0/1
Opponents	1/1	6/8	2/4	5/8	0/1

1976 Final Regular-Season Statistics (Won 10, Lost 4)

Schedule

Date	W-L	Score	Opponent	Attendance
9/12	L	31-28	at Oakland	51,371
9/19	W	31-14	Cleveland	49,169
9/26	L	30-27	New England	47,379
10/4	L	17-6	at Minnesota	47,809
10/10	L	18-16	at Cleveland	76,411
10/17	W	23-6	Cincinnati	48,311
10/24	W	27-0	at N.Y. Giants	69,783
10/31	W	23-0	San Diego	45,484
11/7	W	45-0	at Kansas City	71,516
11/14	W	14-3	Miami	48,945
11/21	W	32-16	Houston	47,947
11/28	W	7-3	at Cincinnati	55,142
12/5	W	42-0	Tampa Bay	43,385
12/11	W	21-0	at Houston	44,743

Team Statistics

	Pittsburgh	Opponent
Total First Downs	271	182
Rushing	163	68
Passing	94	96
Penalty	14	17
3rd Down: Made/Att	81/208	61/210
3rd Down Pct.	38.9	29.0
Total Net Yards	4637	3322
Avg. Per Game	331.2	237.3
Total Plays	957	866
Avg. Per Play	4.8	3.8
Net Yards Rushing	2971	1457
Avg. Per Game	212.2	104.1
Total Rushes	653	452
Net Yards Passing	1666	1865
Avg. Per Game	119.0	133.2
Sacked/Yards Lost	27/269	41/313
Gross Yards	1935	2178
Att./Completions	277/143	373/158
Completion Pct.	51.6	42.4
Had Intercepted	12	22
Punts/Average	76/39.2	94/37.4
Penalties/Yards	111/836	80/637
Fumbles/Ball Lost	40/19	42/24
Touchdowns	43	14
Rushing	33	5
Passing	10	9
Returns	0	0

Score by Period

	Q1	Q2	Q3	Q4	OT	Pts
Steelers	37	57	69	116	0	279
Opponents	15	44	36	43	0	138

Passing

	Att	Cmp	Yds	Cmp%	TD	Int	Long	Sack/Lost	Rating
Bradshaw	192	92	1177	47.9	10	9	50	16/164	65.3
Kruczek	85	51	758	60.0	0	3	64	11/105	74.7
Steelers	277	143	1935	51.6	10	12	64	27/269	68.2
Opponents	373	158	2178	42.4	9	22	69t	41/313	45.2

Scoring

	TD	Ru	Pa	Rt	PAT	FG	2Pt	Pts
Harris	14	14	0	0	0/0	0/0	0	84
Gerela	0	0	0	0	0/0	4/314	26	82
Bleier	5	5	0	0	0/0	0/0	0	30
Harrison	4	4	0	0	0/0	0/0	0	24
Stallworth	3	1	2	0	0/0	0/0	0	18
Bradshaw	3	3	0	0	0/0	0/0	0	18
Swann	3	0	3	0	0/0	0/0	0	18
Lewis	2	1	1	0	0/0	0/0	0	12
Deloplaine	2	2	0	0	0/0	0/0	0	12
Kruczek	2	2	0	0	0/0	0/0	0	12
Bell	1	0	1	0	0/0	0/0	0	6
Grossman	1	0	1	0	0/0	0/0	0	6
Cunningham	1	0	1	0	0/0	0/0	0	6
Pough	1	0	1	0	0/0	0/0	0	6
Fuqua	1	1	0	0	0/0	0/0	0	6
Toews	0	0	0	0	0/0	0/0	1	2
Steelers	43	33	10	0	0/0	4/314	26	1342
Opponents	14	5	9	0	0/0	1/1414	24	0138

Sacks

Greene 6.0, Ham 4.5, Greenwood 4.5, Holmes 4.0, Lambert 3.5, White 3.0, Russell 3.0, Banaszak, 3.0, Toews 2.5, Furness 2.5, Wagner 2.0, Shell 1.5, Allen 0.5, Edwards 0.5, **Steelers: 41.0, Opponents: 27.0**

Rushing

	No.	Yds	Avg	Long	TD
Harris	289	1128	3.9	30	14
Bleier	220	1036	4.7	28	5
Harrison	54	235	4.4	27	4
Bradshaw	31	219	7.1	17	3
Kruczek	18	106	5.9	22	2
Deloplaine	17	91	5.4	19	2
Fuqua	15	63	4.2	12	1
Lewis	2	24	12.0	16	1
Pough	2	8	4.0	6	0
Walden	3	7	2.3	7	0
Bell	1	5	5.0	5	0
Swann	1	2	2.0	2	0
Stallworth	0	47	47.0	47	1
Steelers	653	2971	4.5	47t	33
Opponents	452	1457	3.2	30	5

Receiving

	No.	Yds	Avg	Long	TD
Swann	28	516	18.4	47	3
Bleier	24	294	12.3	32	0
Harris	23	151	6.6	39	0
Lewis	17	306	18.0	64	1
Grossman	15	181	12.1	35	1
Stallworth	9	111	12.3	25	2
Pough	8	161	20.1	50	1
Brown	7	97	13.9	35	0
Cunningham	5	49	9.8	20	1
Bell	3	43	14.3	19	1
Harrison	2	19	9.5	10	0
Fuqua	1	4	4.0	4	0
Deloplaine	1	3	3.0	3	0
Steelers	143	1935	13.5	64	10
Opponents	158	2178	13.8	69t	9

Interceptions

	No.	Yds	Avg	Long	TD
Edwards	6	95	15.8	55	0
Blount	6	75	12.5	28	0
Thomas	2	43	21.5	38	0
Lambert	2	32	16.0	22	0
Ham	2	13	6.5	13	0
Wagner	2	0	0.0	0	0
Shell	1	4	4.0	4	0
Russell	1	0	0.0	0	0
Steelers	22	262	11.9	55	0
Opponents	12	106	8.8	30	0

Punting

	No.	Yds	Avg	TB	In	Lg	B
Walden	76	2982	39.2	13	33	58	1
Steelers	76	2982	39.2	13	33	58	1
Opponents	94	3513	37.4	4	11	63	1

Punt Returns

	Ret	FC	Yds	Avg	Long	TD
Bell	39	2	390	10.0	35	0
Deloplaine	17	0	150	8.8	36	0
Fuqua	11	0	77	7.0	13	0
Swann	3	0	11	3.8	7	0
Edwards	1	0	8	8.0	8	0
Steelers	71	2	636	9.0	36	0
Opponents	36	0	206	5.7	32	0

Kickoff Returns

	No.	Yds	Avg	Long	TD
Pough	18	369	20.5	29	0
Deloplaine	17	385	22.6	39	0
Fuqua	4	75	18.8	26	0
Harrison	1	26	26.0	26	0
Clack	1	0	0.0	0	0
Steelers	41	855	20.9	39	0
Opponents	61	1284	21.0	47	0

Field Goals

	1-19	20-29	30-39	40-49	50+
Gerela	1/1	3/7	6/10	4/7	0/1
Steelers	1/1	3/7	6/10	4/7	0/1
Opponents	1/1	4-5	0/2	8/13	1/3

• Team Record

1975 Final Regular-Season Statistics (Won 12, Lost 2)

Schedule

Date	W-L	Score	Opponent	Attendance
9/21	W	37-0	at San Diego	37,987
9/28	L	30-21	Buffalo	49,348
10/5	W	42-6	at Cleveland	73,595
10/12	W	20-9	Denver	49,164
10/19	W	34-3	Chicago	47,579
10/26	W	16-13	at Green Bay	52,815
11/2	W	30-24	at Cincinnati	58,418
11/9	W	24-17	Houston	49,460
11/16	W	28-3	Kansas City	48,803
11/24	W	32-9	at Houston	49,947
11/30	W	20-7	at N.Y. Jets	52,618
12/7	W	31-17	Cleveland	47,962
12/13	W	35-14	Cincinnati	48,889
12/20	L	10-3	at L.A. Rams	69,389

Team Statistics

	Pittsburgh	Opponent
Total First Downs	288	214
Rushing	149	91
Passing	125	97
Penalty	14	26
3rd Down: Made/Att	92/205	79/216
3rd Down Pct.	44.9	36.6
Total Net Yards	4887	3661
Avg. Per Game	349.1	261.5
Total Plays	949	870
Avg. Per Play	5.1	4.2
Net Yards Rushing	2633	1825
Avg. Per Game	188.1	130.4
Total Rushes	581	431
Net Yards Passing	2254	1836
Avg. Per Game	161.0	131.1
Sacked/Yards Lost	31/290	43/358
Gross Yards	2544	2194
Att./Completions	337/191	396/183
Completion Pct.	56.7	46.2
Had Intercepted	27	12
Punts/Average	69/39.4	90/40.1
Penalties/Yards	89/756	85/700
Fumbles/Ball Lost	34/23	22/10
Touchdowns	46	19
Rushing	22	8
Passing	21	9
Returns	3	2

Score by Period

	Q1	Q2	Q3	Q4	OT	Pts
Steelers	63	118	81	111	0	373
Opponents	9	62	23	68	0	162

Passing

	Att	Cmp	Yds	Cmp%	TD	Int	Long	Sack/Lost	Rating
Bradshaw	286	165	2055	57.7	18	9	59	31/290	88.2
Gilliam	48	24	450	50.0	3	3	53	0/0	77.6
Walden	3	2	39	66.7	0	0	20	0/0	109.7
Steelers	337	191	2544	56.7	21	12	59	31/290	86.5
Opponents	396	183	2194	46.2	9	27	51	43/358	43.0

Scoring

	TD	Ru	Pa	Rt	PAT	FG	2Pt	Pts
Gerela	0	0	0	0	044/4617/21	0	0	95
Swann	11	0	11	0	0/0	0/0	0	66
Harris	11	10	1	0	0/0	0/0	0	66
Collier	4	3	0	1	0/0	0/0	0	24
Stallworth	4	0	4	0	0/0	0/0	0	24
Harrison	3	3	0	0	0/0	0/0	0	18
Bradshaw	3	3	0	0	0/0	0/0	0	18
Bleier	2	2	0	0	0/0	0/0	0	12
Lewis	2	0	2	0	0/0	0/0	0	12
Mullins	1	0	0	1	0/0	0/0	0	6
Grossman	1	0	1	0	0/0	0/0	0	6
Garrett	1	0	1	0	0/0	0/0	0	6
L. Brown	1	0	1	0	0/0	0/0	0	6
Fuqua	1	1	0	0	0/0	0/0	0	6
Thomas	1	0	0	1	0/0	0/0	0	6
White	0	0	0	0	0/0	0/0	1	2
Steelers	46	22	21	344/4617/21	1373			
Opponents	19	8	9	215/1911/18	0	162		

Sacks: Holmes 8.5, White 7.5, Furness 6.5, Greenwood 6.0, Greene 3.0, Ham 3.0, Russell 3.0, Toews 2.5, Banaszak 2.0, Lambert 1.0, **Steelers: 43.0, Opponents: 31.0**

Rushing

	No.	Yds	Avg	Long	TD
Harris	262	1246	4.8	36	10
Bleier	140	528	3.8	17	2
Fuqua	74	285	3.9	18	1
Bradshaw	35	210	6.0	27	3
Harrison	43	191	4.4	17	3
Collier	21	124	5.9	23	3
Lewis	2	36	18.0	24	0
Swann	3	13	4.3	11	0
Hanratty	1	0	0.0	0	0
Steelers	581	2633	4.5	36	22
Opponents	431	1825	4.2	88	8

Receiving

	No.	Yds	Avg	Long	TD
Swann	49	781	15.9	43t	11
Harris	28	214	7.6	44t	1
Stallworth	20	423	21.2	59	4
Fuqua	18	146	8.1	21	0
Lewis	17	308	18.1	40	2
L. Brown	16	244	15.3	27	1
Bleier	15	65	4.3	13	0
Garrett	13	178	13.7	45	1
Grossman	11	135	12.3	21	1
Shell	2	39	19.5	20	0
Collier	1	7	7.0	7	0
Harrison	1	4	4.0	4	0
Steelers	191	2544	13.3	59	21
Opponents	183	2194	12.0	59	9

Interceptions

	No.	Yds	Avg	Long	TD
Blount	11	121	11.0	47	0
Wagner	4	122	30.5	65	0
Edwards	3	68	22.7	47	0
Thomas	3	44	14.7	14	0
Lambert	2	35	17.5	24	0
Allen	2	0	0.0	0	0
Shell	1	29	29.0	29	0
Ham	1	2	2.0	2	0
Steelers	27	421	15.6	65	0
Opponents	12	47	3.9	25	0

Punting

	No.	Yds	Avg	Long	B
Walden	69	2717	39.4	67	1
Steelers	69	2717	39.4	67	1
Opponents	12	47	3.9	25	0

Punt Returns

	Ret	FC	Yds	Avg	Long	TD
Edwards	25	3	267	10.7	25	0
D. Brown	22	9	217	9.9	48	0
Swann	7	1	64	9.1	21	0
Steelers	54	13	548	10.5	48	0
Opponents	36	3	199	5.5	19	0

Kickoff Returns

	No.	Yds	Avg	Long	TD
Collier	22	523	23.8	94t	1
Blount	8	139	17.4	23	0
D. Brown	6	126	21.0	26	0
Harris	1	27	27.0	27	0
Fuqua	1	0	0.0	0	0
Steelers	38	815	21.4	94t	1
Opponents	64	1304	20.4	40	0

Field Goals

	1-19	20-29	30-39	40-49	50+
Gerela	4/4	7/7	5/7	1/2	0/1
Steelers	4/4	7/7	5/7	1/2	0/1
Opponents	0/0	5/5	5/7	1/6	0/0

• Team Record

1974 Final Regular-Season Statistics (Won 10, Lost 3, Tied 1)

Schedule

Date	W-L	Score	Opponent	Attendance
9/15	W	30-0	Baltimore	48,890
9/22	T	35-35/OT	at Denver	51,068
9/29	L	17-0	Oakland	48,304
10/6	W	13-7	at Houston	30,049
10/13	W	34-24	at Kansas City	65,517
10/20	W	20-16	Cleveland	48,100
10/28	W	24-17	Atlanta	48,094
11/3	W	27-0	Philadelphia	47,996
11/10	L	17-10	at Cincinnati	57,532
11/17	W	26-16	at Cleveland	77,739
11/25	W	28-7	at New Orleans	71,907
12/1	L	13-10	Houston	41,195
12/8	W	21-17	at New England	52,107
12/14	W	27-3	Cincinnati	42,878

Team Statistics

	Pittsburgh	Opponent
Total First Downs	251	200
Rushing	136	87
Passing	98	83
Penalty	17	30
3rd Down: Made/Att	89/227	68/208
3rd Down Pct.	39.2	32.7
Total Net Yards	4375	3074
Avg. Per Game	312.5	219.6
Total Plays	950	863
Avg. Per Play	4.6	3.6
Net Yards Rushing	2417	1608
Avg. Per Game	172.6	114.9
Total Rushes	546	472
Net Yards Passing	1958	1466
Avg. Per Game	139.2	104.7
Sacked/Yards Lost	18/196	52/406
Gross Yards	2154	1872
Att./Completions	386/166	339/147
Completion Pct.	43.0	43.4
Had Intercepted	21	25
Punts/Average	78/39.0	91/41.2
Penalties/Yards	104/978	76/575
Fumbles/Ball Lost	33/19	38/22
Touchdowns	35	22
Rushing	19	7
Passing	12	14
Returns	4	1

Score by Period

	Q1	Q2	Q3	Q4	OT	Pts
Steelers	69	102	78	56	0	305
Opponents	41	74	44	30	0	189

Scoring

	TD	Ru	Pa	Rt	PAT	FG	2Pt	Pts
Gerela	0	0	0	0	033/3520/29	0	0	93
Harris	6	5	1	0	0/0	0/0	0	36
Pearson	4	4	0	0	0/0	0/0	0	24
Lewis	4	0	4	0	0/0	0/0	0	24
S. Davis	3	2	1	0	0/0	0/0	0	18
Swann	3	0	2	1	0/0	0/0	0	18
Fuqua	2	2	0	0	0/0	0/0	0	12
Bleier	2	2	0	0	0/0	0/0	0	12
Bradshaw	2	2	0	0	0/0	0/0	0	12
Gilliam	1	1	0	0	0/0	0/0	0	6
Edwards	1	0	0	1	0/0	0/0	0	6
Blount	1	0	0	1	0/0	0/0	0	6
Shanklin	1	0	1	0	0/0	0/0	0	6
Thomas	1	0	0	1	0/0	0/0	0	6
Brown	1	0	1	0	0/0	0/0	0	6
Stallworth	1	0	1	0	0/0	0/0	0	6
Mullins	1	0	1	0	0/0	0/0	0	6
Harrison	1	1	0	0	0/0	0/0	0	6
Greenwood	0	0	0	0	0/0	0/0	1	2

Steelers 35 19 12 433/3520/29 1 305
Opponents 22 7 14 121/2212/17 0 189

Sacks: Holmes 11.5, Greenwood 11.0, Greene 9.0, White 8.5, Russell 5.0, Furness 3.0, Lambert 2.0, Ham 1.0, Kellum 0.5, Toews 0.5,
Steelers: 52.0, Opponents: 18.0

Rushing

	No.	Yds	Avg	Long	TD
Harris	208	1006	4.8	54	5
Bleier	88	373	4.2	18	2
Pearson	70	317	4.5	53	4
S. Davis	71	246	3.5	22	2
Bradshaw	34	224	6.6	34	2
Fuqua	50	156	3.2	14	2
Gilliam	14	41	2.9	13	1
Harrison	6	30	5.0	15	1
Lewis	2	25	12.5	22	0
Swann	1	14	14.0	14	0
Hanratty	1	-6	-6.0	-6	0
Stallworth	1	-9	-9.0	-9	0

Steelers 546 2417 4.4 54 19
Opponents 472 1608 3.4 47t 7

Receiving

	No.	Yds	Avg	Long	TD
Lewis	30	365	12.2	31t	4
Harris	23	200	8.7	31t	1
Shanklin	19	324	17.1	35	1
Brown	17	190	11.2	35	1
Stallworth	16	289	16.8	56	1
Grossman	13	164	12.6	32	0
Swann	11	208	18.9	54t	2
S. Davis	11	152	13.8	61t	1
Pearson	11	118	10.7	31	0
Bleier	7	87	12.3	24	0
Fuqua	6	68	11.3	18	0
Mullins	1	7	7.0	7t	1
Harrison	1	2	2.0	2	0

Steelers 166 2154 13.0 61t 12
Opponents 147 1872 12.7 52 14

Interceptions

	No.	Yds	Avg	Long	TD
Edwards	5	153	30.6	59	1
Thomas	5	22	4.4	14	0
Ham	5	13	2.6	10	0
Blount	2	74	37.0	52t	1
Lambert	2	19	19.0	19	0
Wagner	2	13	6.5	9	0
Greene	1	26	26.0	26	0
Kellum	1	0	0.0	0	0
Russell	1	0	0.0	0	0
Shell	1	0	0.0	0	0

Steelers 25 320 12.8 59 2
Opponents 21 222 10.6 62 1

Punting

	No.	Yds	Avg	Lg	B
Walden	78	3040	39.0	65	0

Steelers 78 3040 39.0 65 0
Opponents 91 3749 41.2 62 0

Punt Returns

	Ret	FC	Yds	Avg	Long	TD
Swann	41	3	577	14.1	59	1
Edwards	16	0	128	8.0	19	0
Conn	10	0	69	6.9	18	0

Steelers 67 3 774 11.6 69 1
Opponents 47 4 413 8.8 74 0

Kickoff Returns

	No.	Yds	Avg	Long	TD
S. Davis	12	269	22.4	34	0
Pearson	12	258	21.5	25	0
Blount	5	152	30.4	60	0
Harrison	4	72	18.0	27	0
Bleier	3	67	22.3	35	0
Edwards	2	31	15.5	19	0
Swann	2	11	5.5	11	0
Conn	1	34	34.0	34	0
Allen	1	7	7.0	7	0

Steelers 42 901 21.5 60 0
Opponents 56 1275 22.8 65 0

Field Goals

	1-19	20-29	30-39	40-49	50+
Gerela	0/0	8/9	8/12	4/7	0/1

Steelers 0/0 8/9 8/12 4/7 0/1
Opponents 1/1 3/4 6/7 2/5 0/0

Passing

	Att	Cmp	Yds	Cmp%	TD	Int	Long	Sack/Lost	Rating
Gilliam	212	96	1274	45.3	4	8	61t	7/79	55.4
Bradshaw	148	67	785	45.3	7	8	56	10/104	55.1
Hanratty	26	3	95	11.5	1	5	35	1/13	15.4

Steelers 386 166 2154 43.0 12 21 61t 18/196 49.0
Opponents 339 174 1872 43.4 14 25 52 52/406 44.1

1973 Final Regular-Season Statistics (Won 10, Lost 4)

Schedule

Date	W-L	Score	Opponent	Attendance
9/16	W	24-10	Detroit	48,913
9/23	W	33-6	Cleveland	49,936
9/30	W	36-7	at Houston	39,331
10/7	W	38-21	San Diego	48,795
10/14	L	19-7	at Cincinnati	55,819
*10/21	W	26-14	N. Y. Jets	48,682
10/28	W	20-13	Cincinnati	45,761
11/5	W	21-16	Washington	48,969
11/11	W	17-9	at Oakland	47,535
11/18	L	23-13	Denver	48,580
11/25	L	21-16	at Cleveland	67,773
12/3	L	30-26	at Miami	68,901
12/9	W	33-7	Houston	38,004
12/15	W	37-14	at San Francisco	52,752

* Game played at Three Rivers Stadium was technically an away game. The Jets could not host a home game due to the World Series being played at Shea Stadium.

Team Statistics

	Pittsburgh	Opponent
Total First Downs	217	210
Rushing	111	95
Passing	89	91
Penalty	17	24
3rd Down: Made/Att	84/223	69/207
3rd Down Pct.	37.7	33.3
Total Net Yards	4070	3324
Avg. Per Game	290.7	237.4
Total Plays	894	880
Avg. Per Play	4.6	3.8
Net Yards Rushing	2143	1652
Avg. Per Game	153.1	118.0
Total Rushes	555	488
Net Yards Passing	1927	1672
Avg. Per Game	137.6	119.4
Sacked/Yards Lost	30/230	33/251
Gross Yards	2157	1923
Att./Completions	309/140	359/164
Completion Pct.	45.3	45.7
Had Intercepted	26	37
Punts/Average	62/41.1	75/42.4
Penalties/Yards	84/817	86/757
Fumbles/Ball Lost	36/14	41/18
Touchdowns	37	22
Rushing	12	8
Passing	20	11
Returns	5	3

Score by Period

	Q1	Q2	Q3	Q4	OT	Pts
Steelers	60	93	83	111	0	347
Opponents	56	56	27	71	0	210

Passing

	Att	Cmp	Yds	Cmp%	TD	Int	Long	Sack/Lost	Rating
Bradshaw	180	89	1183	49.4	10	15	67	24/186	54.7
Hanratty	69	31	643	44.9	8	5	53t	3/27	86.6
Gilliam	60	20	331	33.3	2	6	46t	3/7	24.3
Steelers	309	140	2157	45.3	20	26	67	30/230	55.3
Opponents	359	164	1923	45.7	11	37	84t	33/251	33.3

Scoring

	TD	Ru	Pa	Rt	PAT	FG	2Pt	Pts
Gerela	0	0	0	0	036/3729/43	0	0	123
Shanklin	10	0	10	0	0/0	0/0	0	60
P. Pearson	4	2	2	0	0/0	0/0	0	24
Bradshaw	3	3	0	0	0/0	0/0	0	18
Harris	3	3	0	0	0/0	0/0	0	18
B. Pearson	3	0	3	0	0/0	0/0	0	18
Lewis	3	0	3	0	0/0	0/0	0	18
S. Davis	3	2	1	0	0/0	0/0	0	18
Fuqua	2	2	0	0	0/0	0/0	0	12
McMakin	1	0	1	0	0/0	0/0	0	6
Edwards	1	0	0	1	0/0	0/0	0	6
Wagner	1	0	0	1	0/0	0/0	0	6
Ham	1	0	0	1	0/0	0/0	0	6
Russell	1	0	0	1	0/0	0/0	0	6
Rowser	1	0	0	1	0/0	0/0	0	6
White	0	0	0	0	0/0	0/0	1	2
Steelers	37	12	20	536/3729/43	1	347		
Opponents	22	8	11	321/2119/29	0	210		

Sacks: Greenwood 8.5, White 7.5, Holmes 7.0.

Greene 4.0, Russell 2.0, Ham 1.0, Furness

1.0, H. Davis 1.0, Keating 1.0, **Steelers: 33.0,**

Opponents: 30.0

Rushing

	No.	Yds	Avg	Long	TD
Harris	188	698	3.7	35	3
P. Pearson	132	554	4.2	47	2
Fuqua	117	457	3.9	25	2
S. Davis	67	266	4.0	27	2
Bradshaw	34	145	4.3	21	3
Gilliam	6	23	3.8	14	0
Shanklin	3	1	0.3	10	0
Bleier	3	0	0.0	1	0
Hanratty	3	0	0.0	0	0
Walden	1	0	0.0	0	0
Lewis	1	-1	-1.0	0	0
Steelers	555	2143	3.9	47	12
Opponents	488	1652	3.4	50	8

Receiving

	No.	Yds	Avg	Long	TD
Shanklin	30	711	23.7	67	10
Lewis	23	409	17.8	53t	3
B. Pearson	23	317	13.8	46t	3
Fuqua	17	150	8.8	22	0
McMakin	13	195	15.0	44	1
P. Pearson	11	173	15.7	36	2
Harris	10	69	6.9	19	0
S. Davis	7	31	4.4	9	1
Brown	5	88	17.6	45	0
D. Davis	1	14	14.0	14	0
Steelers	140	2157	15.4	67	20
Opponents	164	1923	11.7	84t	11

Interceptions

	No.	Yds	Avg	Long	TD
Wagner	8	134	16.8	38	0
Edwards	6	186	31.0	86t	1
Rowser	6	131	21.8	71t	1
Blount	4	82	20.5	24	0
Russell	3	54	18.0	45t	1
Ham	2	30	15.0	27	0
H. Davis	2	23	11.5	15	0
Toews	2	13	6.5	8	0
White	2	10	5.0	8	0
Thomas	1	10	10.0	10	0
Dockery	1	0	0.0	0	0
Steelers	37	673	18.2	86t	3
Opponents	26	512	19.7	55	2

Punting

	No.	Yds	Avg	Long	B
Walden	62	2548	41.1	57	1
Steelers	62	2548	41.1	57	1
Opponents	75	3182	42.4	60	1

Punt Returns

	Ret	FC	Yds	Avg	Long	TD
Edwards	34	5	376	9.9	44	0
Meyer	18	2	80	4.4	18	0
Bleier	0	2	0	0.0	0	0
Steelers	52	9	416	8.0	44	0
Opponents	37	8	308	8.3	62	0

Kickoff Returns

	No.	Yds	Avg	Long	TD
P. Pearson	16	308	19.3	28	0
S. Davis	15	404	26.9	48	0
Bleier	3	47	15.7	20	0
Harris	1	23	23.0	23	0
Fuqua	1	22	22.0	22	0
Hanneman	1	20	20.0	20	0
Edwards	1	10	10.0	10	0
Webster	1	9	9.0	9	0
Mansfield	1	0	0.0	0	0
Steelers	40	843	21.1	48	0
Opponents	59	1357	23.0	46	0

Field Goals

	1-19	20-29	30-39	40-49	50+
Gerela	9/10	10/12	5/9	5/12	0/0
Steelers	9/10	10/12	5/9	5/12	0/0
Opponents	6/6	4/4	2/6	7/10	0/3

1972 Final Regular-Season Statistics (Won 11, Lost 3)

Schedule

Date	W-L	Score	Opponent	Attendance
9/17	W	34-28	Oakland	50,141
9/24	L	15-10	at Cincinnati	54,292
10/1	W	25-19	at St. Louis	49,140
10/8	L	17-13	at Dallas	65,582
10/15	W	24-7	Houston	42,929
10/22	W	33-3	New England	46,081
10/29	W	38-21	at Buffalo	45,882
11/5	W	40-17	Cincinnati	50,350
11/12	W	16-7	Kansas City	50,350
11/19	L	26-24	at Cleveland	83,009
11/26	W	23-10	Minnesota	50,348
12/3	W	30-0	Cleveland	50,350
12/10	W	9-3	at Houston	36,528
12/17	W	24-2	at San Diego	52,873

Team Statistics

	Pittsburgh	Opponent
Total First Downs	228	219
Rushing	131	79
Passing	79	116
Penalty	18	24
3rd Down: Made/Att	63/188	66/208
3rd Down Pct.	33.5	31.7
Total Net Yards	4231	3771
Avg. Per Game	302.2	269.4
Total Plays	853	896
Avg. Per Play	5.0	4.2
Net Yards Rushing	2520	1715
Avg. Per Game	180.0	122.5
Total Rushes	497	445
Net Yards Passing	1711	2056
Avg. Per Game	122.2	146.9
Sacked/Yards Lost	32/247	40/337
Gross Yards	1958	2393
Att./Completions	324/156	411/206
Completion Pct.	48.1	50.1
Had Intercepted	12	28
Punts/Average	66/43.6	74/40.3
Penalties/Yards	81/728	77/712
Fumbles/Ball Lost	27/14	37/20
Touchdowns	37	18
Rushing	22	6
Passing	12	9
Returns	3	3

Score by Period

	Q1	Q2	Q3	Q4	OT	Pts
Steelers	66	103	73	101	0	343
Opponents	28	40	46	61	0	175

Passing

	Att	Cmp	Yds	Cmp%	TD	Int	Long	Sack/Lost	Rating
Bradshaw	308	147	1897	47.7	12	12	78t	29/237	64.3
Gilliam	11	7	48	63.6	0	0	9	2/8	73.3
Hanratty	4	2	23	50.0	0	0	14	1/2	67.7
Walden	1	0	0	0.0	0	0	0	0/0	39.6
Steelers	324	156	1958	48.1	12	12	78t	32/247	64.3
Opponents	411	206	2393	50.1	9	28	70t	40/337	47.0

Scoring

	TD	Ru	Pa	Rt	PAT	FG	2Pt	Pts
Gerela	0	0	0	0	035/3628/41	0	0	119
Harris	11	10	1	0	0/0	0/0	0	66
Bradshaw	7	7	0	0	0/0	0/0	0	42
Lewis	5	0	5	0	0/0	0/0	0	30
Fuqua	4	4	0	0	0/0	0/0	0	24
Shanklin	3	0	3	0	0/0	0/0	0	18
H. Davis	1	0	0	1	0/0	0/0	0	6
Blount	1	0	0	1	0/0	0/0	0	6
Ham	1	0	0	1	0/0	0/0	0	6
L. Brown	1	0	1	0	0/0	0/0	0	6
S. Davis	1	1	0	0	0/0	0/0	0	6
Mullins	1	0	1	0	0/0	0/0	0	6
McMakin	1	0	1	0	0/0	0/0	0	6
Anderson	0	0	0	0	0/0	0/0	1	2

Steelers 37 22 12 335/3628/41 1 343
Opponents 18 6 9 317/1816/27 1 175
Sacks: Greene 11.0, White 10.0, Greenwood 4.0, E. Holmes 4.0, McGee 2.0, Anderson 2.0, Ham 2.0, Wagner 2.0, Hanneman 2.0, Russell 1.0, **Steelers: 40.0, Opponents: 32.0**

Rushing

	No.	Yds	Avg	Long	TD
Harris	188	1055	5.6	75t	10
Fuqua	150	665	4.4	47	4
Bradshaw	58	346	6.0	20t	7
Pearson	67	264	3.9	21	0
S. Davis	20	85	4.3	28t	1
Lewis	3	68	22.7	41	0
Bankston	7	20	2.9	11	0
Bleier	1	17	17.0	17	0
McMakin	1	0	0.0	0	0
Gilliam	2	0	0.0	0	0
Steelers	497	2520	5.1	75t	22
Opponents	444	1719	3.9	94t	6

Receiving

	No.	Yds	Avg	Long	TD
Shanklin	38	669	17.9	57t	3
Lewis	27	391	14.5	52	5
McMakin	21	277	13.2	78t	1
Harris	21	180	8.6	29	1
Fuqua	18	152	8.4	28	0
Pearson	11	79	7.2	15	0
Smith	10	98	9.8	25	0
Young	6	86	14.3	33	0
L. Brown	1	13	13.0	13t	1
Bankston	1	5	5.0	5	0
S. Davis	1	5	5.0	5	0
Mullins	1	3	3.0	3	0
Steelers	156	1958	12.6	78t	12
Opponents	206	2393	11.6	70t	9

Interceptions

	No.	Yds	Avg	Long	TD
Ham	7	83	11.8	32t	1
Wagner	6	77	12.9	35	0
Bowser	4	30	7.5	23	0
Blount	3	75	25.0	34	0
Anderson	3	68	22.7	41	0
H. Davis	2	32	16.0	28	0
Beatty	2	16	8.0	16	0
Edwards	1	14	14.0	14	0
Steelers	28	395	14.1	41t	1
Opponents	12	195	16.3	65t	1

Punting

	No.	Yds	Avg	Lg	B
Walden	65	2846	43.8	72	2
Gerela	1	29	29.0	29	0
Steelers	66	2875	43.6	72	2
Opponents	74	2982	40.3	65	1

Punt Returns

	Ret	FC	Yds	Avg	Long	TD
Edwards	22	19	202	9.2	52	0
Lewis	5	1	56	11.2	26	0
Bleier	2	0	1	0.5	1	0
Pearson	1	0	3	3.0	3	0
Steelers	30	20	262	8.7	52	0
Opponents	37	10	169	4.6	30	0

Kickoff Returns

	No.	Yds	Avg	Long	TD
Pearson	13	292	22.4	42	0
Harris	8	183	22.9	32	0
S. Davis	7	207	29.6	82	0
Bleier	2	40	20.0	20	0
Bankston	1	20	20.0	20	0
Edwards	1	18	18.0	18	0
McMakin	1	0	0.0	0	0
Steelers	33	760	23.0	82	0
Opponents	54	1190	22.0	47	0

Field Goals

	1-19	20-29	30-39	40-49	50+
Gerela	9/9	8/10	8/12	3/9	0/1
Steelers	9/9	8/10	8/12	3/9	0/1
Opponents	3/3	4/6	6/9	3/6	0/3

• Team Record

1971 Final Regular-Season Statistics (Won 6, Lost 8)

Schedule

Date	W-L	Score	Opponent	Attendance
9/19	L	17-15	at Chicago	55,049
9/26	W	21-10	Cincinnati	48,448
10/3	W	21-17	San Diego	44,339
10/10	L	27-17	at Cleveland	83,391
10/18	L	38-16	at Kansas City	49,533
10/24	W	23-16	Houston	45,872
10/31	L	34-21	at Baltimore	60,238
11/7	W	26-9	Cleveland	50,202
11/14	L	24-21	at Miami	66,435
11/21	W	17-13	N.Y. Giants	50,008
11/28	L	22-10	Denver	39,710
12/5	L	29-3	at Houston	37,778
12/12	W	21-13	at Cincinnati	60,022
12/19	L	23-14	L.A. Rams	45,233

Team Statistics

	Pittsburgh	Opponent
Total First Downs	226	225
Rushing	98	81
Passing	111	132
Penalty	17	12
Total Net Yards	3882	4248
Avg. Per Game	277.3	303.4
Total Plays	867	881
Avg. Per Play	4.5	4.8
Net Yards Rushing	1758	1482
Avg. Per Game	125.6	105.9
Total Rushes	416	440
Net Yards Passing	2124	2766
Avg. Per Game	151.7	197.6
Sacked/Yards Lost	37/322	33/294
Gross Yards	2446	3060
Att./Completions	414/214	408/235
Completion Pct.	51.7	57.6
Had Intercepted	26	17
Punts/Average	79/43.9	77/41.5
Penalties/Yards	88/898	81/784
Fumbles/Ball Lost	37/21	27/9
Touchdowns	28	32
Rushing	10	13
Passing	15	16
Returns	3	3

Score by Period

	Q1	Q2	Q3	Q4	OT	Pts
Steelers	53	60	57	76	0	246
Opponents	69	117	42	64	0	292

Passing

	Att	Cmp	Yds	Cmp%	TD	Int	Long	Sack/Lost	Rating
Bradshaw	373	203	2259	54.4	13	22	49	33/287	59.7
Hanratty	29	7	159	24.1	2	3	40	3/32	33.3
Leahy	11	3	18	27.3	0	1	18	1/3	1.7
Walden	1	1	10	100.0	0	0	10	0/0	108.3
Steelers	414	214	2157	51.7	15	26	49	37/322	52.8
Opponents	408	235	3060	57.6	16	17	86	33/294	66.8

Scoring

	TD	Ru	Pa	Rt	PAT	FG	2Pt	Pts
Gerela	0	0	0	0	027/27	17/27	0	78
Shanklin	6	0	6	0	0/0	0/0	0	36
Bradshaw	5	5	0	0	0/0	0/0	0	30
Smith	5	0	5	0	0/0	0/0	0	30
Fuqua	5	4	1	0	0/0	0/0	0	30
Pearson	3	0	2	1	0/0	0/0	0	18
Staggers	1	0	0	1	0/0	0/0	0	6
Rowser	1	0	0	1	0/0	0/0	0	6
Hanratty	1	1	0	0	0/0	0/0	0	6
L. Brown	1	0	1	0	0/0	0/0	0	6
Steelers	28	10	15	327/2717/27	0	246		
Opponents	32	13	16	330/3222/35	0	292		

Sacks: N/A Steelers: 37.0, Opponents: 33.0

Rushing

	No.	Yds	Avg	Long	TD
Fuqua	155	625	4.0	30	4
Pearson	131	605	4.6	27	0
Bankston	70	274	3.9	30	0
Bradshaw	53	247	4.7	39	5
Walden	1	14	14.0	14	0
Staggers	1	5	5.0	5	0
Hanratty	1	3	3.0	3	1
Shanklin	2	1	0.5	2	0
Leahy	1	-6	-6.0	-6	0
Smith	1	-10	-10.0	-10	0
Steelers	416	1758	4.2	39	10
Opponents	440	1482	3.4	28	13

Receiving

	No.	Yds	Avg	Long	TD
Shanklin	49	652	13.3	42	6
Fuqua	49	427	8.7	40	1
Smith	47	663	14.1	49	5
Pearson	20	246	12.3	44	2
Adams	20	160	8.0	21	0
Bankston	17	148	8.7	31	0
Staggers	8	103	12.9	20	0
Lewis	3	44	14.8	22	0
L. Brown	1	3	3.0	3	1
Steelers	214	2446	11.4	49	15
Opponents	235	3060	13.0	86	16

Interceptions

	No.	Yds	Avg	Long	TD
Rowser	4	94	23.5	70	1
Allen	3	45	15.0	29	0
Wagner	2	53	26.5	29	0
Blount	2	16	8.0	16	0
Ham	2	4	2.0	4	0
Calland	2	0	0.0	0	0
Edwards	1	20	20.0	20	0
Anderson	1	14	14.0	14	0
Steelers	17	246	14.5	70	1
Opponents	26	350	13.5	44	1

Punting

	No.	Yds	Avg	Long	B
Walden	79	3455	43.7	57	0
Steelers	79	3455	43.7	57	0
Opponents	77	3195	41.5	73	1

Punt Returns

	Ret	FC	Yds	Avg	Long	TD
Staggers	31	14	262	8.5	67	1
Wagner	2	3	2	1.0	2	0
Edwards	1	0	0	0.0	0	0
Fuqua	1	0	0	0.0	0	0
Bleier	0	1	0	0.0	0	0
Steelers	35	18	264	7.5	67	1
Opponents	45	15	319	7.1	47	1

Kickoff Returns

	No.	Yds	Avg	Long	TD
Brumfield	12	271	22.6	35	0
Staggers	10	261	26.1	47	0
Edwards	9	198	22.0	29	0
Pearson	7	205	29.3	77	0
Bankston	5	76	15.2	23	0
Blount	4	76	19.0	23	0
Bleier	1	21	21.0	21	0
Clack	1	12	12.0	12	0
Steelers	49	1120	22.9	77	0
Opponents	45	1002	22.3	57	0

Field Goals

	1-19	20-29	30-39	40-49	50+
Gerela	5/6	5/7	4/7	3/6	0/1
Steelers	5/6	5/7	4/7	3/6	0/1
Opponents	6/6	11/13	4/5	1/10	0/1

1970 Final Regular-Season Statistics (Won 5, Lost 9)

Schedule

Date	W-L	Score	Opponent	Attendance
9/20	L	19-7	Houston	45,538
9/27	L	16-13	at Denver	50,705
10/3	L	15-7	at Cleveland	84,349
10/11	W	23-10	Buffalo	42,140
10/18	W	7-3	at Houston	42,799
10/25	L	31-14	at Oakland	54,423
11/2	W	21-10	Cincinnati	38,968
11/8	W	21-17	N.Y. Jets	50,028
11/15	L	31-14	Kansas City	50,081
11/22	L	34-7	at Cincinnati	59,276
11/29	W	28-9	Cleveland	50,214
12/6	L	20-12	Green Bay	46,418
12/13	L	27-16	at Atlanta	54,126
12/20	L	30-20	at Philadelphia	55,252

Team Statistics

	Pittsburgh	Opponent
Total First Downs	206	225
Rushing	84	91
Passing	97	120
Penalty	25	14
Total Net Yards	3752	3996
Avg. Per Game	268.0	285.4
Total Plays	844	906
Avg. Per Play	4.4	4.4
Net Yards Rushing	1715	1679
Avg. Per Game	122.5	119.9
Total Rushes	432	487
Net Yards Passing	2037	2317
Avg. Per Game	145.5	165.5
Sacked/Yards Lost	28/275	26/238
Gross Yards	2312	2555
Att./Completions	384/150	393/191
Completion Pct.	39.1	48.6
Had Intercepted	32	23
Punts/Average	78/44.2	85/41.9
Penalties/Yards	82/835	76/790
Fumbles/Ball Lost	30/14	29/14
Touchdowns	26	32
Rushing	13	8
Passing	12	21
Returns	1	3

Score by Period

	Q1	Q2	Q3	Q4	OT	Pts
Steelers	33	76	50	51	0	210
Opponents	63	65	82	62	0	272

Passing

	Att	Cmp	Yds	Cmp%	TD	Int	Long	Sack/Lost	Rating
Bradshaw	218	83	1460	38.1	6	24	87	25/242	31.3
Hanratty	163	64	792	39.3	5	8	72	3/33	44.8
Hoak	2	2	40	100.0	1	0	27	0/0	158.3
Walden	1	1	20	100.0	0	0	20	0/0	118.8
Steelers	384	150	2312	39.1	12	32	87	28/247	35.4
Opponents	393	191	2555	48.6	21	23	65	26/238	63.1

Rushing

	TD	Ru	Pa	Rt	PAT	FG	2Pt	Pts
Fuqua	9	7	2	0	0/0	0/0	0	54
Mingo	0	0	0	0	017/17	5/18	0	32
Shanklin	4	0	4	0	0/0	0/0	0	24
Watson	0	0	0	0	7/9	5/10	0	22
Hughes	3	0	3	0	0/0	0/0	0	18
Pearson	2	2	0	0	0/0	0/0	0	12
Bankston	2	2	0	0	0/0	0/0	0	12
Smith	2	0	2	0	0/0	0/0	0	12
Hoak	1	1	0	0	0/0	0/0	0	6
Bradshaw	1	1	0	0	0/0	0/0	0	6
Staggers	1	0	1	0	0/0	0/0	0	6
Beatty	1	0	0	1	0/0	0/0	0	6
Steelers	26	13	12	124	2610	28	0	210
Opponents	32	8	21	329	3215	32	3	272

Sacks: N/A Steelers: 28.0, Opponents: 26.0

Rushing

	No.	Yds	Avg	Long	TD
Fuqua	138	691	5.0	85	7
Pearson	173	503	2.9	30	2
Bradshaw	32	233	7.3	22	1
Bankston	26	122	4.7	31	2
Hoak	40	115	2.6	13	1
Bryant	3	25	8.3	24	0
Wilburn	5	25	5.0	10	0
Cole	9	8	0.9	6	0
Smith	1	6	6.0	6	0
Hanratty	4	-5	-1.3	0	0
Hughes	1	-8	-8.0	-8	0
Steelers	432	1715	4.0	85	13
Opponents	487	1679	3.4	40	8

Receiving

	No.	Yds	Avg	Long	TD
Shanklin	30	691	23.0	81	4
Smith	30	458	15.3	87	2
Hughes	24	332	13.8	72	3
Fuqua	23	289	12.6	57	2
Bryant	8	154	19.3	63	0
Bankston	7	30	4.3	20	0
Staggers	6	118	19.7	31	1
Wilburn	6	77	12.8	15	0
Pearson	6	71	11.8	18	0
Hoak	4	25	6.3	18	0
Adams	3	36	12.0	17	0
Cole	3	31	10.3	20	0
Steelers	150	2312	15.4	87	12
Opponents	191	2555	13.4	65	21

Interceptions

	No.	Yds	Avg	Long	TD
Calland	7	38	5.4	21	0
Allen	4	48	12.0	30	0
Russell	3	64	21.3	37	0
Rowser	3	27	9.0	12	0
Beatty	2	49	24.5	30	1
Hillebrand	2	14	7.0	14	0
Austin	1	22	22.0	22	0
Blount	1	4	4.0	4	0
Steelers	23	266	11.5	37	1
Opponents	32	318	9.9	57	1

Punting

	No.	Yds	Avg	Lg	B
Walden	75	3393	45.2	66	1
Bradshaw	3	52	17.3	39	0
Steelers	78	3445	44.2	66	1
Opponents	85	3517	41.9	61	1

Punt Returns

	Ret	FC	Yds	Avg	Long	TD
Bryant	37	7	159	4.3	33	0
Staggers	13	12	70	5.4	15	0
Blount	1	0	52	52.0	52	0
Steelers	51	19	281	5.5	52	0
Opponents	51	11	304	6.0	31	0

Kickoff Returns

	No.	Yds	Avg	Long	TD
Blount	18	535	29.7	91	0
Staggers	14	333	23.8	46	0
Pearson	4	114	28.5	35	0
Sharp	1	9	9.0	9	0
Wenzel	1	6	6.0	6	0
Calland	1	0	0.0	0	0
Washington	1	0	0.0	0	0
Steelers	40	997	24.9	91	0
Opponents	49	1068	21.8	100	1

Field Goals

	1-19	20-29	30-39	40-49	50+
Mingo	2/2	1/6	0/0	2/7	0/3
Watson	2/2	2/2	0/1	1/4	0/1
Steelers	4/4	3/8	0/1	3/11	0/4
Opponents	7/9	1/3	4/7	2-12	1/1

1969 Final Regular-Season Statistics (Won 1, Lost 13)

Schedule

Date	W-L	Score	Opponent	Attendance
9/21	W	16-13	Detroit	51,360
9/28	L	41-27	at Philadelphia	60,658
10/5	L	27-14	St. Louis	45,011
10/12	L	10-7	at N.Y. Giants	62,987
10/18	L	42-31	at Cleveland	84,078
10/26	L	14-7	Washington	47,557
11/2	L	38-34	Green Bay	46,403
11/9	L	38-7	at Chicago	45,856
11/16	L	24-3	Cleveland	47,670
11/23	L	52-14	at Minnesota	47,202
11/30	L	47-10	at St. Louis	43,721
12/7	L	10-7	Dallas	24,990
12/14	L	21-17	N.Y. Giants	21,069
12/21	L	27-24	at New Orleans	72,256

Team Statistics

	Pittsburgh	Opponent
Total First Downs	210	260
Rushing	81	101
Passing	115	142
Penalty	14	17
Total Net Yards	3626	4401
Avg. Per Game	259.0	314.4
Total Plays	843	898
Avg. Per Play	4.3	4.9
Net Yards Rushing	1542	1732
Avg. Per Game	110.1	123.7
Total Rushes	400	455
Net Yards Passing	2084	2669
Avg. Per Game	148.9	190.6
Sacked/Yards Lost	52/374	33/304
Gross Yards	2458	2973
Att./Completions	391/176	410/227
Completion Pct.	45.0	55.4
Had Intercepted	29	25
Punts/Average	77/42.3	65/40.1
Penalties/Yards	67/659	74/772
Fumbles/Ball Lost	36/16	25/9
Touchdowns	26	50
Rushing	8	17
Passing	17	27
Returns	1	6

Score by Period

	Q1	Q2	Q3	Q4	OT	Pts
Steelers	57	47	35	79	0	218
Opponents	63	114	85	142	0	404

Passing

	Att	Cmp	Yds	Cmp%	TD	Int	Long	Sack/Lost	Rating
Shiner	209	97	1422	46.4	7	10	63	24/157	60.3
Hanratty	126	52	716	41.3	8	13	41	20/168	41.7
Nix	53	25	290	47.2	2	6	47	7/39	37.2
Hoak	3	2	30	66.7	0	0	16	1/10	99.3
Steelers	391	176	2458	45.0	17	29	63	52/374	49.4
Opponents	410	227	2973	55.4	27	25	58	33/304	75.0

Scoring

	TD	Ru	Pa	Rt	PAT	FG	2Pt	Pts
Mingo	0	0	0	0	026/2612/26	0	62	
Jefferson	9	0	9	0	0/0	0/0	0	54
Gros	7	4	3	0	0/0	0/0	0	42
Hoak	3	2	1	0	0/0	0/0	0	18
Henderson	3	0	3	0	0/0	0/0	0	18
Bankston	1	1	0	0	0/0	0/0	0	6
Shiner	1	1	0	0	0/0	0/0	0	6
Williams	1	0	1	0	0/0	0/0	0	6
McCall	1	0	0	1	0/0	0/0	0	6
Steelers	26	8	17	126/2612/26	0	218		
Opponents	50	17	27	649/5017/25	2	404		

Sacks: N/A Steelers: 33.0, Opponents: 52.0

Rushing

	No.	Yds	Avg	Long	TD
Hoak	151	531	3.5	13	2
Gros	116	343	3.0	16	4
Bankston	62	259	4.2	15	1
Hanratty	10	106	10.6	31	0
McCall	30	98	3.3	14	0
Nix	10	70	7.0	20	0
Shiner	14	55	3.9	18	1
Jefferson	4	46	11.5	22	0
Wilburn	2	29	14.5	35	0
McCall	1	5	5.0	5	0
Steelers	400	1542	3.9	35	8
Opponents	455	1732	3.8	54	17

Receiving

	No.	Yds	Avg	Long	TD
Jefferson	67	1079	16.1	63	9
Wilburn	20	373	18.7	53	0
Hoak	20	190	9.5	26	1
Gros	17	131	7.7	20	3
Hilton	12	231	19.3	34	0
Henderson	12	188	15.7	45	3
Cropper	9	116	12.9	19	0
Adams	6	80	13.3	19	0
Bankston	6	6	1.0	8	0
Williams	3	14	4.7	6t	1
McCall	2	2	1.0	5	0
Campbell	1	32	32.0	32	0
Alley	1	16	16.0	16	0
Steelers	176	2458	14.0	63	17
Opponents	227	2973	13.1	58	27

Interceptions

	No.	Yds	Avg	Long	TD
Hohn	5	64	12.8	24	0
Martha	5	37	7.4	15	0
Shorter	3	47	15.7	23	0
Stenger	3	36	12.0	19	0
Russell	2	48	24.0	26	0
May	2	4	2.0	2	0
Calland	2	0	0.0	0	0
Hillebrand	1	14	14.0	14	0
Hinton	1	7	7.0	7	0
Woodson	1	0	0.0	0	0
Steelers	25	257	10.3	26	0
Opponents	29	535	18.4	77t	3

Punting

	No.	Yds	Avg	Long	B
Walden	77	3254	42.3	61	0
Steelers	77	3254	42.3	61	0
Opponents	65	2608	40.1	55	0

Punt Returns

	Ret	FC	Yds	Avg	Long	TD
Campbell	28	7	133	4.8	23	0
Jefferson	4	2	23	5.8	9	0
Martha	3	2	0	0.0	0	0
Hoak	1	1	9	9.0	9	0
Davis	1	0	0	0.0	0	0
Beatty	0	1	0	0.0	0	0
Steelers	37	13	165	4.5	23	0
Opponents	41	15	396	9.7	83t	1

Kickoff Returns

	No.	Yds	Avg	Long	TD
Campbell	26	522	20.1	46	0
McCall	21	532	25.3	101t	1
Bankston	4	89	22.3	41	0
Jefferson	4	80	20.0	27	0
Woodson	1	18	18.0	18	0
Davis	3	0	0.0	0	0
Kolb	1	0	0.0	0	0
Steelers	60	1241	21.0	101t	1
Opponents	46	962	20.9	96t	1

Field Goals

	1-19	20-29	30-39	40-49	50+
Mingo	5/6	1/4	4/7	2/9	0/0
Steelers	5/6	1/4	4/7	2/9	0/0
Opponents	3/3	5/7	6/9	3/6	0/0

• Team Record