



Share in the pride.



Share in the post game.



Share your fan photos at [share@kare11.com](mailto:share@kare11.com).  
For complete Vikings coverage, tune in to KARE 11 News at 10  
after NBC Sunday Night Football each week.



MINNESOTA VIKINGS 2011 TEAM GUIDE

SHOW YOUR HORNS



2011 TEAM GUIDE



**BRING IT ON  
GAME  
DAY.**



**THE OFFICIAL BEER SPONSOR OF THE  
MINNESOTA VIKINGS**



©2011 MILLER BREWING CO., MILWAUKEE, WI

# **KFAN**

**SPORTS RADIO - FM 100.3**

**THE POWER TRIP: 6-9AM**  
**PAUL ALLEN: 9AM-NOON**  
**THE COMMON MAN: NOON-3PM**  
**DAN BARREIRO: 3PM-6:30PM**



**NEW FM HOME. SAME RUBES.**





## MINNESOTA VIKINGS MISSION STATEMENT

The focus of the Minnesota Vikings is to win World Championships and to create a world class organization that competes and operates consistently with core values in mind.

Integral to those core values is that everyone profoundly understands and appreciates that each and every member of the organization is critical to our success. The bar is set high and there is great respect for wanting to create a sports, entertainment and business product that our fans take great pride in and enjoy; and is admired throughout sports. In order to accomplish this mission, it is essential that we have people of good character and high integrity and who aspire to be the best in their unique roles:

**“Winning with Integrity”**

### MINNESOTA VIKINGS AT A GLANCE

Founded .....	January 28, 1960
First Season.....	1961
Team Facility .....	Winter Park
.....	9520 Viking Drive, Eden Prairie, MN 55344
Stadium.....	Mall of America Field at Hubert H. Humphrey Metrodome
.....	425 Chicago Avenue, Minneapolis, MN 55415
Capacity.....	63,731
Playing Surface.....	UBU-Speed Series-S5-M
Super Bowl Appearances.....	Super Bowl IV, VIII, IX, XI
Division Championships (18) .....	1968, 1969, 1970, 1971, 1973, 1974, 1975, 1976, 1977, 1978,
.....	1980, 1989, 1992, 1994, 1998, 2000, 2008, 2009
Playoff Appearances (26) .....	1968, 1969, 1970, 1971, 1973, 1974, 1975, 1976, 1977, 1978,
.....	1980, 1982, 1987, 1988, 1989, 1992, 1993, 1994, 1996, 1997, 1998, 1999, 2000, 2004, 2008, 2009
All-Time Record (regular season).....	432-362-9

# 2011 MINNESOTA VIKINGS

## OFFICIAL TEAM GUIDE

### Kickoff 2011

Vikings Stadium Vision.....	4-5
Vikings Children's Fund.....	6
Vikings Youth Football.....	7
Vikings Community Relations.....	8-11
Vikings Staff Directory.....	12

### Administration

Zygi Wilf.....	14
Mark Wilf, Leonard Wilf, Jeffrey Wilf.....	15-16
Ownership Partners.....	17
Vikings Vice Presidents.....	18-21

### Coaching Staff

Head Coach Leslie Frazier.....	24-27
Assistant Coaches and Staff.....	28-50

### Vikings Personnel/Scouting Staff

George Paton.....	52
Scott Studwell.....	53
Vikings Scouting and Personnel Staff.....	54-65

### Support Staff.....

66-69
-------

### Players

Veterans.....	72-176
Rookies and Free Agents.....	178-187
Vikings Alphabetical Roster.....	188

### 2010 Season

Regular Season Statistics.....	190
Regular Season Defensive Statistics.....	191
Participation Chart.....	192
Game-By-Game Starters.....	193
The Last Time.....	194
2010 NFL Standings.....	195
NFL Teams of the Decades.....	196

### Records

Attendance Records.....	198
All-Time Leaders.....	199-204
Individual Records.....	205-211
Vikings Big Days Rushing/ Passing/Receiving.....	212-214
All-Time Scoring.....	214-216
All-Time Starting QB.....	217
All-Time Passing/Receiving/Rushing.....	218-221
Touchdowns by Season.....	221
Team Records.....	222-225
Opening Day Results/Highs.....	226
Final NFL Offensive/Defensive Rankings.....	227

### Playoff Records

All-Time Playoff Leaders.....	228
-------------------------------	-----

Big Days/Playoffs.....	228
Individual Playoff Records.....	229
Team Playoff Records.....	230-231

### History

Vikings Lore.....	234-237
Vikings Coaching History.....	238-239
Results: Year-by-Year.....	240-245
Vikings All-Time Records.....	246
Overtime Games.....	246
Primetime/Thanksgiving Games.....	247
Series Standings.....	248-250
Vikings Alumni.....	251-254
Vikings All-Time Games Played/Started.....	255
Vikings All-Time Drafts.....	256-259
Pro Football Hall of Fame.....	260-261
Vikings Ring of Honor.....	262-265
Retired Jersey Numbers.....	265
Korey Stringer Good Guy Award.....	265
All-Time Players/Week/Month.....	266-267
Vikings All-Time Honors.....	268-269
Pro Bowl Honorees.....	269
Year-by-Year.....	270-273
Homes of the Vikings.....	274
Super Bowl Results.....	275

### Extra Points

2011 Vikings Training Camp.....	278
Vikings Preseason Television.....	279
Vikings Radio Network.....	280
Vikings Media Policy.....	281
2011 NFL Schedule.....	282-283
Vikings Schedule.....	288


**The Minnesota Vikings 2011 Official Team Guide** is a production of the Minnesota Vikings Public Relations Department. Cover and inside page design by Erin Swartz and Jess Lowenberg. Printing and layout by Bolger Vision Beyond Print, Minneapolis, MN. Design and Technical Support - Bill Doll, De Schara, Monica Smith and the Bolger staff. Inside photography by Amos Smith Photography, Rick Kolodziej, Brad Madson, Steve Lucas, Paul Spinelli & Spin Photos, Brad Madson and Paul Odegard. Editor - Tom West. Editorial Assistants - Bob Hagan, Jon Ekstrom, Dan Apple, Eric Haigh and Mike Wobschall.





**KICKOFF**

# VIKINGS STADIUM VISION



With the Metrodome lease set to expire after this season, the Vikings are working with elected officials, business, labor and community leaders in an effort to construct a new publicly-owned facility as part of a broader economic development proposal.

In May 2011, the team announced its partnership with Ramsey County to build a new multi-purpose stadium on the former Twin Cities Army Ammunitions Plant (TCAAP) property in Arden Hills. The site - just 10 miles from both the Minneapolis and St. Paul downtown districts - offers tremendous benefits to the State, the County, the Vikings and the fans.

The 260 acres for the stadium and parking will bring the return of tailgating and result in an enhanced game-day experience that is so important to Vikings fans. The stadium will host national and international events, including NCAA basketball, a Super Bowl and concerts, as well as high school and amateur sports and other community events.

Despite the Vikings partnership with Ramsey County and the team's patience over the last several years, legislators chose not to address the stadium situation during the 2011 Legislative Session. The Vikings have done everything State leaders have asked, including finding a strong local partner, identifying the best stadium site, and contributing significant private money into the project. The team continues to stand ready to complete the deal for a new stadium.



## Stadium:

- \* Publicly-owned
- \* Multi-purpose, retractable-roof
- \* 1.6 million square feet
- \* Artificial turf
- \* Designed collaboratively by team and county
- \* Accommodations for NCAA basketball, amateur baseball, major league soccer and other community uses

## Site:

- \* Arden Hills, MN
- \* Former Twin Cities Army Ammunitions Plant (TCAAP)
- \* 260 acres for stadium and parking
- \* 170 acres for potential future development
- \* Access from I-35W, Hwy 10, and CR 96

## Seating:

- \* 65,000 seats, expandable to 72,000 to host Super Bowl
- \* Optimal football sight lines in lower and upper bowls
- \* Up to 120-150 suites
- \* Bunker suites at field level
- \* Up to 7,500 club seats
- \* Club lounges at field and concourse levels
- \* Includes affordable seating

## Fan Amenities:

- \* Tremendous game-day experience
- \* 21,000 parking spaces for tailgating
- \* Optimized sideline seating
- \* Wider concourses
- \* More restrooms
- \* Increased and enhanced concessions
- \* Increased handicapped accessibility
- \* Ability to provide outdoor football in the fall with protection from the elements in the winter
- \* Ample space for pre-game events/activities
- \* Team store and Hall of Fame/museum

**FOR THE LATEST STADIUM INFORMATION,  
VISIT VIKINGS.COM.**



## BENEFITS TO THE STATE OF MINNESOTA

- \* The State of Minnesota will collect approximately \$19 million annually from stadium-related sales and player income taxes upon stadium opening. This does not account for annual inflationary increases.
- \* The construction alone will support 7,500 full and part-time construction jobs with nearly \$300 million in wages during the three-year building period.
- \* Approximately 95% of the labor and subcontract value is estimated to go back to Minnesotans.
- \* The "People's Stadium" will be publicly-owned and will host high school and amateur sports and other community events.
- \* Stadium will have the ability to host large-scale events - NCAA Final Fours, Super Bowl, Major League Soccer, political conventions, etc.

## BENEFITS TO ARDEN HILLS AND RAMSEY COUNTY

- \* A new stadium and surrounding development will dramatically accelerate the cleanup and revitalization of the largest Superfund site in the State.
- \* The off-site transportation improvements to State highways and interstates will benefit the community and the region on a daily basis.
- \* With a \$350 million investment, Ramsey County is securing a billion-dollar redevelopment of a grossly underutilized site and accelerating the construction of needed metro highway improvements.
- \* The new facility will draw one million-plus event attendees to Ramsey County and Arden Hills on an annual basis.
- \* Private development should spur additional economic activity in the area.

## FAQs

### Why did the Vikings choose Ramsey County to be their local partner?

For more than a year, the Vikings had discussions with the City of Minneapolis, Hennepin County and Ramsey County. During the process, Ramsey County was a willing and strong partner, and both the team and the County are excited about this stadium vision. The vision for a retractable-roof stadium at the former Twin Cities Army Ammunitions site in Arden Hills provides a tremendous game-day experience for our fans, meets the needs of the Vikings and the NFL, allows for a year-round multi-purpose facility for all Minnesotans to use, and is supported by a workable finance plan.

### What are the amenities for fans?

Along with the tailgating opportunities, a new stadium in Arden Hills will include wider concourses, more restrooms, concessions with better food options, increased handicapped accessibility, optimized sideline seating and a tremendous game-day experience. There will be ample space for pre-game events and activities, as well as a potential Vikings Hall of Fame and team store. The Vikings goal is to make the stadium a destination for fans to enjoy the entire NFL experience.

### What are the specifics of the agreement and financing plan?

The retractable-roof stadium at the TCAAP site will cost \$884 million, and the total on-site project costs are \$1.057 billion. Per the May 12, 2011, agreement, the Vikings will commit \$407 million (39% of project costs), the County will commit \$350 million and the State will be responsible for \$300 million. The Vikings and the County are working with State legislative leaders, the Minnesota Department of Transportation and transportation experts on identifying final costs for off-site road improvements.

### What about the transportation needs and costs of this site?

The Vikings and Ramsey County are working with State legislative leaders, the Minnesota Department of Transportation and transportation experts to determine the required transportation needs and costs.

### What are the environmental/cleanup concerns?

Ramsey County and the Vikings have concluded that the environmental remediation at the site can be accomplished safely and at a reasonable cost to allow for the stadium to open in 2015 and surrounding development at the site thereafter.



## VIKINGS CHILDREN'S FUND

There have been many changes on and off the field for the Minnesota Vikings since the team's inception, but the organization's steadfast commitment to children has always remained the same.

In light of the organization's commitment to community, the Vikings Children's Fund (VCF) was established in 1978 and has since raised over \$9 million to give back to those in need. The VCF is a means for Vikings players, coaches, cheerleaders, staff and their families to focus their community support to help children. The VCF distributes grants to health, education and family services organizations benefiting children.

In 2009 the VCF provided more than 120 grants to nonprofit organizations, including \$205,000 to the University of Minnesota Department of Pediatrics. In total, the VCF has donated more than \$5 million to support the University of Minnesota Department of Pediatrics, which boasts highly-skilled pediatricians and excels in break-through research.

To learn more about the VCF - or to make a donation - please call Patrick Leopold at (952) 828-6500. If your charitable organization is interested in applying for a VCF grant, log on to [Vikings.com](http://Vikings.com) to download a grant application form. Grant applications need to be mailed by the end of March each year for fall awards.

### VIKING CHILDREN'S FUND FACTS AND FIGURES

- The University of Minnesota Department of Pediatrics has been awarded over \$4.9 million to support research fighting childhood diseases.
- The Vikings Children's Fund supported over 50 organizations in 2009.
- The Vikings Children's Fund has supported over 300 child-related organizations across Vikings country since the inception in 1978.



The Vikings have a long-standing tradition of cooperation and progress in the areas of child and family health with the University of Minnesota. Steve and Landyn Hutchinson host annual holiday meals and parties for the patients and their families, adding a Halloween party in 2010.



# VIKINGS YOUTH FOOTBALL

The Vikings Youth Football mission statement is to grow, support and promote youth football through fair play, health/wellness and academics. Innovative programs reach youngsters through the High School Player Development 7-on-7 Tournament, Youth Football Camps, USA Football Coaching School, equipment and field grants, the Vikings All-State Football Team and Minnesota Mr. Football, the High School Coach of the Week Program and the High School Coach of the Year.



## MINNESOTA VIKINGS YOUTH ADVISORY BOARD:

Rufus Bess- Head Coach Park Center High and Vikings alumni; Mike Grant- Head Coach Eden Prairie High; E.J. Hendersson- Vikings LB; Mimi Kalb- Minneapolis Park and Recreation Board; Dwight Lundeen- Head Coach Becker High; Brad Madson- Vikings Community Relations; Dave Nelson- Head Coach Minnetonka High; Jeff Robinson- Vikings Pro Scout; Bob Smith- St. Paul Municipal Athletics; Ron Stolski- Head Coach Brainerd High; Ray Tri- Head Coach Eden Valley-Watkins.



**CLOCKWISE:** The Vikings welcome youth football teams from across the state to play before Vikings games as part of the Vikings of the Future program...The Vikings sponsored the annual 7-on-7 tournament again in 2011 with sponsorship from the National Guard. Minnetonka High won the title and advanced to national play...Partnering with USA Football, the Vikings sponsored camps at Parade Stadium in Minneapolis during summer 2011, learning the basics of the game from Vikings alumni and staff.



## VIKINGS IN THE COMMUNITY

### THE MINNESOTA VIKINGS "ON THE FIELD AND IN THE COMMUNITY - YOUR SPECIAL TEAM"

The Minnesota Vikings are more than a football team. The coaches, players and staff are your neighbors. Their wives or husbands may be your co-workers. Their children attend school with your children. The Vikings are a part of our community. Many schools, hospital charities and civic groups have been impacted by player involvement, staff participation and family volunteerism.

The Vikings organization is your neighbor too, as a corporate citizen actively involved in policy and service to Minnesota. The Vikings community relations department and Vikings Children's Fund handle a broad range of requests including player appearances, in-kind donations, partnering with non-profit groups on fundraisers, the production of public service announcements and team philanthropy. Since its inception in 1978, the VCF has donated more than \$5 million to the University of Minnesota Department of Pediatrics. The VCF has maintained a commitment to youth and families by distributing funds toward youth development, family services and education support- a total of over \$9 million given back to our community.

### VIKINGS IN THE COMMUNITY

**CLOCKWISE:** Vikings LB E.J. Henderson joined teammates and the Vikings Athletic Training staff in a visit to the Vikings Courage House- Catholic Charities' St. Joseph's Home for Children- to put on an American Heart Association/NFL Play 60 Fitness and Life Camp...Vikings WR Greg Camarillo joined teammates in the ARC Greater Twin Cities "Celebration of Sorts" at Southdale Mall. The donated clothing was assembled into Halloween costumes to be sold at the ARC Value Village Halloween Boo-tique...Vikings TE Visanthe Shiancoe visited the International Spanish Language Academy in Minnetonka in recognition of the school winning \$10,000 worth of fitness equipment through a unique new program with the NFL that awarded prizes to schools that displayed the best pride in their local team through submissions to NFLRUSH.com in the way of essays, photos and in-school activities. Shiancoe stressed a healthy lifestyle and the benefit of daily exercise.







## VIKINGS IN THE COMMUNITY

**CLOCKWISE:** The Vikings and the Vikings Women's Organization helped bring visibility to Breast Cancer Awareness Month during the October 17 game vs. Dallas. Members of the VWO and volunteers from Zeta Tau Alpha sorority from the University of Minnesota passed out pink ribbons to fans as they entered the stadium and were joined by Vikings owner Zygi Wilf and Senator Amy Klobuchar...Vikings DT Kevin Williams joined teammates in visiting youngsters at Children's Hospitals and Clinics in Minneapolis to help support Give to the Max Day, a nationwide day focused on donations to nonprofits...Vikings DE Jared Allen hosted US Army veteran Wes Cureton to a Vikings practice as part of Allen's Homes for Wounded Warriors Foundation. Cureton was wounded on duty in Afghanistan and lost his sight. Through Allen's Wounded Warriors efforts, the homes of injured vets are remodeled to make their more user-friendly and adapt them to the veteran's new challenges. Cureton's South Minneapolis home was the first one remodeled in Allen's program.







### VIKINGS IN THE COMMUNITY

**CLOCKWISE:** The Vikings Children's Fund has long been a supporter of the University of Minnesota Amplatz Children's Hospital and a strong contingent of players visited patients in October 2010 and brought a special gift- a \$232,000 grant from the VCF to the hospital in support of the U of M's Department of Pediatrics...The Vikings and one of their strongest community partners, the Midwest Dairy Association, have teamed up through the NFL's Fuel Up to Play 60 program. Chad Greenway encourages students to be active for 60 minutes a day and fuel their bodies with healthy food...Vikings defensive line coach Karl Dunbar and DT Letroy Guion joined the American Red Cross in the inaugural Vikings/Packers Blood Border Battle when Vikings and Packers fans battled to see which could get more donations to the week-long blood drive during the Vikings-Packers game week...Adrian Peterson kept his tradition of taking kids from the Boys and Girls Clubs of the Twin Cities on a holiday shopping spree, partnering with Sports Authority on the event.

**FUEL UP TO Play 60**

**Sport a Healthy Appetite.**

**Power Up:**  
Get active for 60 minutes each day and eat nutrient rich foods, including low-fat dairy, whole grains, and colorful vegetables and fruits.

*Chad Greenway, Linebacker Minnesota Vikings*





### VIKINGS IN THE COMMUNITY

**CLOCKWISE:** The Vikings have joined forces with Second Harvest Heartland to bring local school children the Vikings Children's Fund Summer Lunch Program presented by Target. The Vikings continue the successful school lunch program into the summer months, helping fill a void for students... Vikings QB Joe Webb joined teammates to package food for disaster relief across the world as part of Feed My Starving Children, an initiative undertaken with Vikings Hall of Fame alumnus Randall McDaniel and his wife, Marianne, and their Team McDaniel program...The entire Vikings coaching and office staff, along with numerous alumni players, took part in the 6th annual Playground Build in June 2011. The dedicated workers teamed with Toro and non-profit organizer Kaboom! to erect an extensive playground at Northport Elementary School in Brooklyn Park. Vikings RB coach James Saxon delivered the concrete to build the foundation for a first-class facility for the kids and coaches visited the classrooms to encourage achievement and a healthy lifestyle.





# 2011 VIKINGS STAFF DIRECTORY

**OWNER/CHAIRMAN**..... Zygi Wilf  
**OWNER/PRESIDENT**..... Mark Wilf  
**OWNER/VICE CHAIRMAN**..... Leonard Wilf  
**OWNERSHIP PARTNERS**..... Jeffrey Wilf,  
 Reggie Fowler, Alan Landis, David Mandelbaum  
**EXECUTIVE STAFF**  
 VP of Public Affairs & Stadium Development..... Lester Bagley  
 VP of Football Operations..... Rob Brzezinski  
 VP of Sales & Marketing & Chief Marketing Officer..... Steve LaCroix  
 VP of Finance & Chief Financial Officer..... Steve Poppen  
 VP of Player Personnel..... Rick Spielman  
 VP of Legal Affairs & Chief Administrative Officer.. Kevin Warren  
**CONSULTANTS**  
 Consultant..... Bud Grant  
 Consultant-Team Historian..... Fred Zamberletti  
 Consultant-Stadium & Real Estate Development.... Don Becker  
**ADMINISTRATION**  
 Executive Assistant to Owners..... Trish Huizinga  
 Executive Assistant..... Tracy McDonald  
 Office Assistant..... Lois Hyde  
**COACHING STAFF**  
 Head Coach..... Leslie Frazier  
 Defensive Coordinator..... Fred Pagac  
 Offensive Coordinator..... Bill Musgrave  
 Special Teams Coordinator..... Mike Priefer  
 Linebackers/Special Asst. to Head Coach..... Mike Singletary  
 Offensive Line..... Jeff Davidson  
 Defensive Line..... Karl Dunbar  
 Quarterbacks..... Craig Johnson  
 Tight Ends..... Jimmie Johnson  
 Assistant Defensive Line..... Diron Reynolds  
 Running Backs..... James Saxon  
 Assistant Defensive Backs..... Matt Sheldon  
 Assistant Offensive Line..... Ryan Silverfield  
 Wide Receivers..... George Stewart  
 Assistant Special Teams..... Chris White  
 Defensive Backs..... Joe Woods  
 Head Strength and Conditioning..... Tom Kanavy  
 Assistant Strength and Conditioning..... Juney Barnett  
 Assistant Strength and Conditioning..... Martin Streight  
 Assistant WRs..... Ryan Ficken  
 Assistant Linebackers..... Jeff Imamura  
 Assistant Quarterbacks..... Kevin Stefanski  
 Assistant to Head Coach..... Cameron Turner  
 Executive Assistant to Head Coach..... Mary Redmond  
**PLAYER PERSONNEL/FOOTBALL ADMINISTRATION**  
 Director of Player Personnel..... George Paton  
 Director of College Scouting..... Scott Studwell  
 Assistant Director of College Scouting..... Jamaal Stephenson  
 Pro Scout..... Scott Kuhn  
 Pro Scout..... Ryan Monnens  
 Pro Scout..... Jeff Robinson  
 Regional Scout..... Conrad Cardano  
 Regional Scout..... Paul Roell  
 Area Scout..... Frank Acevedo  
 Area Scout..... Terrance Gray  
 Area Scout..... Kevin McCabe  
 Area Scout..... Mike Sholiton  
 Blesto Scout..... Reed Burchhardt  
 Manager-Football Information Systems..... Paul Nelson  
 Manager of Football Administration..... Anne Doepner  
 Football Information Systems Analyst..... Luke Burson  
 Executive Asst.-Player Personnel..... Kelly Wilske  
 Personnel Consultant..... Jerry Reichow  
 Personnel Consultant..... Paul Wiggins  
**EQUIPMENT**  
 Equipment Manager..... Dennis Ryan  
 Assistant Equipment Manager..... Aaron Neumann  
 Assistant Equipment Manager..... Adam Groene  
**MEDICAL**  
 Head Athletic Trainer..... Eric Sugarman  
 Assistant Athletic Trainer..... Tom Hunkele  
 Assistant Athletic Trainer..... Rob Roche  
 Team Physician..... Joel Boyd, M.D.  
 Team Physician..... Sheldon Burns, M.D.  
 Team Physician..... Gary Fetzter, M.D.  
 Team Physician..... David Olson, M.D.  
**OPERATIONS/FACILITY**  
 Director of Operations-Team Travel..... Luther Hippe  
 Director of Operations & Facilities..... Chad Lundeen  
 Team Operations Coordinator/Training Camp..... Paul Martin

Turf Manager..... Grant Davison  
 Facilities Assistant..... Eric Charlson  
**DINING**  
 Director of Food Service Operations..... Geji McKinney  
 Dietician Consultant..... Carrie Peterson  
**PLAYER DEVELOPMENT/LEGAL**  
 Exec. Director of Player Development/Legal..... Les Pico  
 Legal Affairs..... Kieron Frazier  
**VIDEO**  
 Director of Video..... Bob Marcus  
 Video Assistant..... Ryan Logan  
 Video Assistant..... Nick Miller  
**SECURITY**  
 Director of Security..... Kim Klawiter  
**SALES AND MARKETING**  
 Director of Marketing & Business Development..... Dannon Hulskotter  
 Events & Hospitality Manager..... Amy Anthony  
 Marketing Manager- Special Events..... Debra Jones  
 Marketing Manager- Branding and Promotions..... Erin Swartz  
 Graphic Design Specialist..... Jess Lowenberg  
 Executive Producer- Vikings Entertainment Network... Bryan Harper  
 Editor & Videographer..... Jordan Struck  
 Editor & Videographer..... Mike Huiaras  
 Multimedia Specialist..... Jay Nelson  
 Interactive Marketing Coordinator..... Ryan Cardinal  
 Marketing Coordinator..... Brett Taber  
 Vikings.com Writer/Editor..... Mike Wobschall  
 MVC Head Coach & Coordinator..... Tami Krause  
 Sales & Marketing Coordinator..... C.J. Rugh  
 Graphic Design Specialist..... Alicia Dreyer  
 Production Coordinator..... Allan Wertheimer  
**CORPORATE SALES & SERVICE**  
 Director of Corporate Sales & Service..... Mike Slatex  
 Marketing Partnerships Manager..... Nathan Flax  
 Marketing Partnerships Coordinator..... Matt Guba  
 Marketing Partnerships Coordinator..... Emily Rooney  
 Sales & Partnerships Assistant..... Ren Rutkus  
 Senior Corporate Sales Manager..... Marc Morgan  
 Corporate Sales Manager..... Peter Duggan  
 Corporate Sales Manager..... Tanya Dreesen  
 Corporate Sales Manager..... Doug Melnyk  
 Corporate Sales Manager..... Natalie Kolander  
**VIKINGS CHILDREN'S FUND**  
 Vikings Children's Fund Coordinator..... Pat Leopold  
**TICKETS/SUITES**  
 Director of Ticketing & Hospitality..... Phil Huebner  
 Director of Private Suite Sales & Service..... J.P. Paul  
 Manager of Ticket Operations..... Joe Mee  
 Manager of Private Suite Sales..... Nicole Santelman  
 Ticket Sales Manager..... John Neppi  
 Manager of Suite Operations..... Mike Mahanah  
 Ticket Sales Representative..... Sharon Lohmar  
 Ticket Sales Representative..... Chuck Pamperin  
 Ticket Account Executive..... Steve Reed  
 Ticket Account Executive..... Kent Bergsrud  
 Ticket Acct. Exec.-Group Ticket Sales..... Travis Hamre  
 Ticket Account Executive..... Charlie Boeckenhauer  
 Ticket Account Executive..... Laura Culbertson  
 Ticket Account Executive..... Logan Pinckney  
**ACCOUNTING/FINANCE**  
 Controller..... Carl Miklas  
 Accounting Manager..... Ann Schumacher  
 Payroll Supervisor/Accountant..... Carla Smith  
 Finance Assistant..... Bobbe Daggett  
 Accounting Clerk..... Kimi Tonneson  
**COMMUNITY RELATIONS**  
 Exec. Director of Community Relations/Youth Football...Brad Madson  
 Director of Civic and Business Affairs..... Kimberly Fields  
**HUMAN RESOURCES**  
 Director of Human Resources..... Lisa Larson  
**INFORMATION TECHNOLOGY**  
 Information Technology Manager..... Cheryl Nygaard  
 Information Technology Specialist..... Todd Hauck  
**PUBLIC RELATIONS/COMMUNICATIONS**  
 Director of Public Relations..... Bob Hagan  
 Director of Corporate Communications..... Jeff Anderson  
 Assistant Director of Public Relations..... Tom West  
 Public Relations Assistant..... Jon Ekstrom





**EXECUTIVES**

## ZYGI WILF

### OWNER/CHAIRMAN



Zygi Wilf's seven seasons leading the ownership group that has stewardship of the Vikings franchise has been highlighted by commitment to core values and building a strong foundation for the future. The 2011 season will mark a new era for the NFL and the Vikings and promises an exciting new direction.

During a season punctuated by highs and lows and an off-season of historical proportions, the Wilf family ownership group responded with steady leadership and decision making that stressed fundamental strength and long-term vision.

Throughout their tenure, the Wilf's ownership has established success on the field and with civic and corporate leadership in the community. Over the last six years, the team has enhanced its already strong reputation as an NFL leader in community relations activities and has raised its level of involvement in the region. Under the stewardship of the Wilfs, the franchise has taken strides forward on the initiative for a state-of-the-art, multi-use stadium as the centerpiece of an economic development package for the state and region. The Vikings ownership is committed to investing in the state's economy and is dedicated to a world-class showcase for Minnesota's sporting future.

Wilf leads an ownership group that closely mirrors the structure that has led the Wilf family to national prominence in their business ventures with Garden Homes Development, a nationwide leader in retail, commercial and private residential development. Joining Wilf in the Vikings venture are his brother,

Mark, cousin, Leonard, and nephew, Jeffrey, along with several associates from outside the family.

The journey for Wilf from avid New York Giants fan sitting in the bleachers of Yankee Stadium in the 1960s to taking over the leadership of one of the NFL's proudest franchises has been marked by bold and well-founded business decisions, commitment to family and employees, and dedication to community.

Throughout the Wilf family's rise to prominence in real estate development, the consistent focus on philanthropy and never losing touch with family roots has been a foundation and philosophy.

Building a championship team with character has been at the core of the Wilf ownership group's growth as NFL owners. The Wilf family has stayed close to their roots, donating generously to heart-felt causes at home and throughout the world.

Wilf, the son of Joseph and Elizabeth Wilf, emigrated with his parents from Europe to the United States in the early 1950s and settled in New Jersey.

Zygi attended nearby Fairleigh Dickinson University, earning a bachelor's degree in economics and later graduated from New York Law School in Manhattan. Wilf, 61, and wife, Audrey, have four children.



Vikings owner Zygi Wilf presented 2010 Pro Football Hall of Fame inductee John Randle to the home crowd at halftime of the Vikings-Packers game on November 21, 2010. As the Wilf Family enters their 7th season as stewards of the Vikings franchise, the connection between the team and the fans has never been stronger.



## MARK WILF

OWNER/PRESIDENT

Vikings President Mark Wilf has played a key role in the development of the business aspects of the club and organizing the leadership of the franchise to mirror the proven family model that the Wilf family has implemented in other successful ventures. As President, Mark manages day-to-day operations and directs all business departments of the Vikings.

During a quickly-evolving 2011 offseason, the Vikings franchise renewed a dedication to building a winner on the field and earning the trust of the fans and business community in the region. The 2011 season will mark a new direction for the NFL and the Vikings as both reach unparalleled heights of popularity and profile.

Along with dramatic facility upgrades at Winter Park since taking over the team, the ownership group has prided itself on improving the identity and atmosphere associated with the franchise. The Vikings have been a valuable part of the fabric of life in the region since beginning play in 1961. The Wilf family takes pride in building on the strong tradition of community involvement the franchise has been known for.

The Wilfs lead an ownership group that closely mirrors the structure that has led the Wilf family to national prominence in their business ventures with Garden Homes Development, a nationwide leader in retail, commercial and private residential development.

An NFL franchise is a valuable commodity to a community and the Wilf ownership group recognizes and embraces the role as a civic leader. Under Mark Wilf's direction, the Vikings have taken a more prominent role as a business and commu-

nity leader and have embraced their fans and partners locally and worldwide.

Another lifelong fan of the NFL, Mark brings the same passion and desire to succeed in professional football as his elder sibling, Zygi. Throughout their professional lives, the brothers have worked tirelessly to involve everyone associated in their businesses as members of the family. The Minnesota Vikings are especially close to the family's heart with the opportunity to be actively engaged in the game they grew up passionately following. Mark Wilf has been actively involved with the Wilf family's Garden Homes Development enterprises and has served as a principal in the family business.

A long-time fan of college and professional football, Wilf is no stranger to the game or the thrill of competition. During his collegiate years, Mark served as the radio voice of Princeton Tigers football and basketball. Wilf earned his bachelor's degree from Princeton University and later graduated from the New York University School of Law. The Wilf family tradition of generous philanthropy and advancing causes with special meaning has been passed through the generations.

Wilf, 49, and wife, Jane, have four children. The couple is actively involved in several causes close to the heart of the Wilf family.



After taking over as interim head coach for the final six games of the 2010 season, the Wilfs officially announced the hiring of Leslie Frazier as the franchise's eighth head coach on January 3, 2011.



## LEONARD WILF

### OWNER/VICE CHAIRMAN



Leonard Wilf joins cousins Zygi and Mark Wilf with the Vikings ownership group as Vice Chairman of the team for the seventh season in 2011. Away from the Vikings, Wilf also serves as President of family-owned Garden Homes Development, a nationwide leader in retail, commercial and private residential development based in New Jersey and New York.

Wilf earned his bachelor's degree, Cum Laude, from Boston University. Following his undergraduate work, Wilf graduated with a law degree from Georgetown University.

During his tenure at Georgetown, Wilf was editor of the Georgetown Law Review. Wilf went on to receive a Master of Law in Taxation from New York University.

Active with several professional and civic groups, Wilf is Vice Chairman on the Board of Trustees of NYU and the NYU Law School. Wilf serves as Chairman of the American Society

of Yad Vashem, a Board Member of New York Presbyterian Hospital and Allen-Stevenson School. He is an involved member of the International Council of Shopping Centers, New York Athletic Club, Friars Club and recently Wilf was appointed a national trustee of The First Tee Program. An avid sportsman, Wilf enjoys skiing, golf, and deep sea fishing. His interest in NFL football was developed with his cousins from his youth.

Wilf and his wife, Beth, have four children and are active members of the community through the Metropolitan Museum of Art, Central Park Conservancy and Metropolitan Opera. Wilf was appointed by President Clinton to the U.S. Holocaust Memorial Council in January 1997 and spearheaded the construction of the MetroWest Campus of UJA-Federation in East Hanover, NJ. He and his family reside in New York City.

## JEFFREY WILF

### OWNER



Jeffrey Wilf is an owner of the Minnesota Vikings. He is a Principal at Garden Homes Development, his family-owned real estate business. Wilf is also an Associate at Techstars NYC and is pursuing a JD/MBA at New York University.

Wilf graduated from Harvard University with an A.B. in government in 2007.



Zygi Wilf, Lenny Wilf and Mark Wilf extended their thanks to the Detroit Lions for playing host to the Vikings-Giants game in December 2010 after the collapse of the Metrodome roof.



## REGGIE FOWLER

**OWNERSHIP PARTNER**

Reggie Fowler is the owner of Spiral, Inc. Fowler's background includes management positions in manufacturing, finance, aerospace, real estate development and distribution. He holds a Masters of Business Administration from the University of Arizona.



## ALAN LANDIS

**OWNERSHIP PARTNER**

Alan Landis has achieved acclaim in the business world and the philanthropic community through his visionary thinking in each area. As founder and chairman of The Landis Group, he has put his stamp on the land development industry with a pair of landmarks, the Princeton Landmark Carnegie Center and Tower Center Office and Hotel Complex. A graduate of New York University, Landis holds a bachelor's degree in accounting. He is active in causes ranging from the National Prevent Child Abuse organization to the Foundation for Fighting Blindness. Alan and wife, Linda, have a son, Scott, and daughter, Dana. The couple resides in New York City.



## DAVID MANDELBAUM

**OWNERSHIP PARTNER**

David Mandelbaum has served as General Partner of Interstate Properties since 1968, a trustee of Vornado Realty since 1979 and Director of Alexander's, Inc. since 1995. Mandelbaum has been a member of the law firm Mandelbaum & Mandelbaum, P.A. since 1967 and holds a law degree from Harvard. He earned his undergraduate degree at Princeton University. Mandelbaum and wife, Karen, have been married for more than 40 years. The couple has four sons, Richard, Michael, Jeffrey and Jonathan and resides in Livingston, NJ.

## LESTER BAGLEY

### VICE PRESIDENT OF PUBLIC AFFAIRS & STADIUM DEVELOPMENT



Lester Bagley brings more than two decades of public affairs experience in his role as the Vikings Vice President of Public Affairs and Stadium Development. Currently in his 7th year as a vice president, Bagley oversees the team's public relations, public affairs, community relations and charitable giving initiatives. Along with a prominent role in external relations, he also directs internal communications for the team and plays a leadership role with the Vikings Children's Fund and the team's youth football programs.

Bagley also leads the Vikings quest to finance and build a new stadium, an effort that is a top priority for the team and the National Football League. With the Metrodome lease set to expire after this season, Bagley and the Vikings are working with elected officials, business, labor and community leaders in an effort to construct a new publicly-owned facility as part of a broader economic development proposal. In May 2011, the team announced its partnership with Ramsey County to build a new multi-purpose stadium on the former Twin Cities Army Ammunitions Plant (TCAAP) property in Arden Hills. The site – just 10 miles from both the Minneapolis and St. Paul downtown districts – offers tremendous benefits to the State, the County, the Vikings and the fans. The 260-acre site for the stadium and parking will bring the return of tailgating and result in an enhanced game-day experience that is so important to Vikings fans. The stadium will host national and international events, including NCAA basketball, a Super Bowl and concerts, as well as high school and amateur sports and other community events. Bagley is charged with overseeing the public affairs and stadium development team that is working diligently to bring Minnesota this world-class, multi-purpose venue.

Over the last several years, Bagley has been instrumental in the Wilf ownership group's efforts to enhance the Vikings presence in the Twin Cities community and throughout the State. He leads the Vikings "You Made the Team" Community Tour, which connects the team with Vikings fans and charitable causes throughout Greater Minnesota. This ownership initiative has taken Vikings players and personnel into 14 different communities across the State over the past five years.

Before joining the Vikings, Bagley operated Bagley Public Affairs from 1999-2005. The Minneapolis firm specialized in issues management, public relations and public affairs. From 1993-99, Bagley served as associate director and helped lead the Minnesota Business Partnership, the public policy organization comprised of the chief executive officers of 100 of Minnesota's largest companies. He also spent five years working in public affairs and public relations in Washington D.C.

A native of Barron, WI, Bagley began college at the University of Minnesota before graduating from the University of California at Los Angeles (UCLA) with a bachelor's degree in political science. He served as a White House intern and studied at Oxford University during his undergraduate days.

Bagley currently sits on the boards of the Public Affairs Council, Athletes Committed to Educating Students (ACES), the Minneapolis Regional Chamber of Commerce, Meet Minneapolis and the Vikings Children's Fund.

Bagley's wife, Wendy, who has a bachelor's degree from the College of St. Catherine, serves as the Deputy Secretary of the Minnesota State Senate. The Bagley's reside in Minneapolis with their sons, Michael and Charles.

## ROB BRZEZINSKI

### VICE PRESIDENT OF FOOTBALL OPERATIONS



Rob Brzezinski enters his 19th season in the NFL and 13th with the Minnesota Vikings in 2011, providing the team broad-based management expertise and the value of being one of the most experienced NFL executives in the modern (post 1992) Collective Bargaining Agreement era.

The Vikings benefit from Brzezinski's knowledge of strategic salary cap management and he has significantly contributed to the retention of core players, the addition of key free agents and the overall talent and depth of the team. The Vikings have excelled at identifying and keeping their home-grown talent through contract extensions and selectively acquiring key free agents.

Brzezinski joined the Vikings in 1999 as Director of Football Administration and was promoted to Vice President of Football Administration in 2001. He was elevated to his current position as Vice President of Football Operations in 2002.

Prior to joining the Vikings, Brzezinski spent the previous six seasons (1993-98) with the Miami Dolphins where he advanced to the position of Staff Counsel/Salary Cap. Brzezinski has been involved with teams that have finished .500 or better in 14 of his 18 seasons in the NFL, have made the playoffs 9 times and have won a Division title 4 times. During the salary cap era of the NFL, both the Dolphins and Vikings are among the NFL's best in

winning percentage and playoff appearances.

In his current role, Brzezinski works closely with Head Coach Leslie Frazier and Vice President of Player Personnel Rick Spielman on football-related strategic planning. Brzezinski is also responsible for salary cap management, negotiation of player contracts, football operations and administration, team operations, medical and training staff, equipment, video, and player development. He has also represented the Vikings at the League meetings. Brzezinski was involved in the process to retain Frazier as the 8th Head Coach in Vikings history moving forward after he finished 2010 as Interim Head Coach for the final 6 games of the season.

Brzezinski has NFL management experience in nearly every area critical to operating a successful NFL franchise. He has worked as the top football executive, has experience running a player personnel department, and has researched, developed and implemented processes and technology for the efficient management of pro and college scouting, including the college draft. Brzezinski also has experience in managing the business operations of an NFL franchise and, while in Minnesota, transformed a substantial salary cap deficit into a long-term competitive advantage. Brzezinski has had the privilege of working for some of the most successful and decorated head coaches in NFL



history, including Don Shula, Jimmy Johnson and Dennis Green.

Brzezinski is a member of the NFL Management Council's Club Services Committee, which has developed new technology and systems for player contract reporting, salary cap management and information management. In 2004 Brzezinski was invited to participate in the NFL-Stanford Program for Managers at the Stanford Graduate School of Business, a program developed by the NFL to promote development of leaders within the League.

In Miami, Brzezinski assisted in managing business affairs, which included salary cap administration, player contract negotiations, operations and legal affairs. In his tenure, the Dolphins compiled a 55-41 regular-season record and made the playoffs four times.



## STEVE LACROIX

### VICE PRESIDENT OF SALES & MARKETING/ CHIEF MARKETING OFFICER

Steve LaCroix enters his 11th season with the Vikings in 2011 as the team's Vice President of Sales and Marketing/Chief Marketing Officer. LaCroix oversees all aspects of Vikings generated revenues, including corporate sales, sponsorships, media sales, ticket sales, suite sales and hospitality. LaCroix also leads the team's marketing, radio and television programming, websites, new media initiatives, merchandise and e-commerce operations, community and special events, marketing partnerships, advertising, branding, promotions, fan relations and game day activities.

The 2010 season marked a historic year for the Vikings organization. It honored the 50th season of the Minnesota franchise with LaCroix and his staff playing a major role in paying tribute to all the Vikings greats that helped shape the organization. The 50th season campaign was highlighted with a weekend celebration event that featured 46 of the top 50 figures in team history in attendance and then a Monday Night Football matchup against the Chicago Bears that was the Vikings first home game in 29 years to be played outdoors. Thanks in part to LaCroix's efforts, the Vikings made the successful transition to the University of Minnesota's TCF Bank Stadium for the season finale that capped three homes in three locations over 16 days due to the unexpected collapse of the Metrodome's roof. In 2010, the Vikings continued their home game sellout streak as it now sits at 134 consecutive games at Mall of America Field.

After launching the Vikings Entertainment Network (VEN) in 2009 LaCroix helped take VEN to the next level with a first-class production studio that was unveiled during the 2010 season. Sports Authority Studios at Winter Park plays host to weekly TV and radio shows through the year – and is the home for Vikings exclusive content creation for vikings.com. 2010 also included a first-ever Vikings-themed lottery scratch game in partnership with Minnesota State Lottery that generated over \$12 million in sales, as well as the unveiling of the Gridiron Club at Mall of America Field – which converted the former Minnesota Twins offices into an exclusive club and premium hospitality space.

In LaCroix's tenure, he has led a variety of additional new initiatives. The team has introduced a new, more modern design of the Vikings traditional uniforms and the addition of throwback uniforms. The club has brought radio and television broadcast rights in-house, and started year-round weekly television and radio programming. The team has had multiple full re-designs of Vikings.com, opened Vikings Locker Room official retail stores across the Twin Cities and constructed two club seating offerings (TicketExchange Touchdown Club and Legends Club) that created the first premium seat offered at Mall of America

Field. Fans have been treated to the introduction of Viktor the Viking, the team's official mascot, and the Skol Line drum line. Several new fan events, including Inside the Vikings, State of the Vikings and Vikings Fan Forums further connect the club with their fan base.

LaCroix has served on the NFL Club Business Working Group comprised of eight club executives to help shape strategies for implementing league and club initiatives. LaCroix has also served for several years on the Steering Committee of the National Sports Forum, the sports industry's leading annual conference. In 2005, LaCroix was invited to participate in the NFL-Stanford Program for Managers at the Stanford Graduate School of Business, a program developed by the NFL to promote development of leaders within the League.

LaCroix's charitable involvement includes serving as Treasurer of the Vikings Children's Fund, which has raised over \$9 million since 1978 benefiting children's health, education and family services throughout the Upper Midwest, including the University of Minnesota Department of Pediatrics. LaCroix also serves on the Local Advisory Board of Clear Channel, as well as the Board of Directors, Executive Committees and Marketing Committee Chairs of Hunger Related Events/Taste of the NFL – a national hunger relief organization and Summit Academy OIC – a Twin Cities non-profit vocational and educational training center.

Prior to joining the Vikings, LaCroix worked as the Director of Sponsorship Sales for Pacers Sports and Entertainment in Indianapolis, IN from 1999-00. His main responsibilities included overseeing the corporate sales efforts for the National Basketball Association's Indiana Pacers, the WNBA's Indiana Fever and other sports and entertainment events held at Conseco Fieldhouse, for which he negotiated the naming rights deal.

During LaCroix's tenure with Pacers Sports and Entertainment, which began in 1991 as a sales representative, the organization saw dramatic increases in sponsorship, ticket sales and other major corporate partnerships.

LaCroix earned his bachelor's degree at the University of Iowa and his master's at Western Illinois University. Steve and wife Sue, who holds her bachelor's degree in nursing from the University of Iowa, have two children, Katie and Alex. The LaCroix family resides in Minnetonka.

## STEVE POPPEN

### VICE PRESIDENT OF FINANCE & CHIEF FINANCIAL OFFICER



Steve Poppen begins his 13th season with the Vikings in 2011, currently serving as Vice President of Finance & Chief Financial Officer. Poppen joined the Vikings in 1999 and is responsible for all financial aspects of the team including business planning, budgeting, day-to-day financial and administrative operations, human resources, information technology, facilities, new stadium project financing and is the team liaison with the Metropolitan Sports Facilities Commission.

A native of Watertown, SD, Poppen spent eight years before joining the Vikings as a Certified Public Accountant in the business assurance group of PricewaterhouseCoopers LLP in Kansas City. In 2006 Poppen participated in the NFL-Stanford Program for Managers at the Stanford Graduate School of Business, a program developed by the NFL to promote growth of leaders within the League. Poppen helped engineer the dramatic renovations to Winter Park during the 2006 off-season that featured a total remake of the locker room and equipment facilities and upgrade of the athletic training areas. In 2009, he joined the NFL's Green Committee to enhance environmental awareness among clubs. Poppen has been key in the Vikings Planet Purple internal initiatives to operate the franchise in a more Earth-friendly way.

Poppen received his bachelor's degree in accounting from Evangel University in Springfield, MO in 1991. An active member of his community, Poppen serves on the board of Minnesota Teen Challenge, a faith-based drug and alcohol rehabilitation program for Minnesota adults and teens. Poppen serves on the Executive Committee of the Minneapolis Downtown Council board, an organization promoting business development in downtown Minneapolis, and holds a position with the Minnesota State Fair Foundation board of directors and serves as the chair of the Audit Committee. The State Fair Foundation was created to preserve and improve the historic Minnesota State Fair buildings and grounds and support State Fair educational, scientific and agricultural programs. Poppen serves on the Entertainment Subcommittee of Downtown 2025, a working group of civic and business leaders in the Twin Cities that focus on a progressive future for downtown Minneapolis.

Poppen and his wife Christy, who holds a bachelor's degree in elementary education from Evangel, have four children, Natalie, Andrew, Nathan and Avery. The Poppen family resides in Chanhassen.

## RICK SPIELMAN

### VICE PRESIDENT OF PLAYER PERSONNEL



With two decades of NFL personnel experience, Rick Spielman begins his 21st season as an NFL executive with his 4th franchise in 2011. During an off-season marked by labor uncertainty, Spielman has kept the Vikings scouting and personnel staffs prepared for different scenarios and contingencies.

Spielman assumed the Vikings' Vice President of Player Personnel role on May 30, 2006 and is responsible for overseeing the Vikings' pro and college scouting departments.

From 2007-10, the Vikings have drafted 3 players and signed 1 as a free agent and acquired 1 in trade who have gone on to earn Pro Bowl honors. Since Spielman began directing the Vikings drafts and personnel the club has drafted a pair of NFL Offensive Rookies of the Year in the 1st round- Adrian Peterson in 2007 and Percy Harvin in 2009- and selected Pro Bowl WR Sidney Rice in the 2nd round of 2007. In 2008 the Vikings engineered a pre-draft trade to land DE Jared Allen from Kansas City, who has earned All-Pro and Pro Bowl honors in 2008 and 2009. The club signed Brett Favre as a free agent entering 2009 and the veteran QB directed one of the most exciting seasons in team history and set career-bests in several offensive categories. The 2009 Vikings boasted an NFL-best 10 players who earned Pro Bowl honors.

The Vikings ability to identify talent throughout the draft was evidenced in 2009 when all 5 players selected went on to start a game during their rookie season, from All-Rookie honorees Phil Loadholt and Harvin on to 3rd-round CB Asher Allen, 5th-round LB Jasper Brinkley and 7th-round 5 Jamarca Sanford. The Vikings selected 10 players in the 2011 Draft, including 1st-rounder Christian Ponder, only the 3rd QB drafted by the Vikings in the 1st round in team history.

Spielman has climbed the ranks of NFL personnel departments with Detroit, Chicago and Miami, ascending to General Manager of the Dolphins for the 2004 season. Spielman's tenure with all 3 franchises has been highlighted by drafting impact players throughout the seven rounds and making key trades and free agency acquisitions. Spielman's teams have won 5 divisional titles and advanced to the playoffs 8 times.

He began his NFL career as a scout with Detroit in 1990 and worked with the club in college scouting for 5 seasons before adding pro scouting duties in 1995 and '96. He moved to Director of Pro Personnel for the Bears from 1997-99 before joining the Dolphins in 2000 as Vice President of Player Personnel. He was promoted in 2002 to Senior Vice President-Football Operations/Player Personnel and eventually General Manager in 2004. Spielman left the Dolphins during the 2005 off-season and worked with ESPN as an NFL analyst before joining the Vikings. While with Miami for 5 seasons, the team had a winning record 4 times, won the AFC East in 2000 and went to the playoffs in 2000 and 2001 but missed the playoffs in 2002 and 2003 despite 9-7 and 10-6 records respectively. The team drafted its top WR, Chris Chambers, in 2001 and traded for RB Ricky Williams in 2002. Williams posted the top two single-season rushing marks in Miami history with 1,853 yards in 2002 and 1,372 in 2003.

During his 3 seasons with Chicago the team amassed some of the talent that has propelled the team to the top of the NFC North and found gems late in the draft. The 2000 draft class featured the core of the Bears defense in future years with 6-time Pro Bowler and NFL Defensive Player of the Year LB Brian Urlacher selected in the 1st round and Pro Bowl S Mike Brown, the Bears all-time leader in defensive TDs, drafted in

the 2nd round. The team selected perennial Pro Bowl C Olin Kreutz in the 3rd round of the 1998 draft.

Spielman got his first taste of NFL personnel analysis as a college scout with Detroit from 1990-94 and added pro scouting responsibilities for his final 2 seasons (1995-96) in the Motor City. The Lions enjoyed one of the finest stretches in franchise history in the early 1990s, winning a pair of NFC Central titles in 1991 and 1993 and the team advanced to the playoffs in 1991, '93, '94 and '95. The trio of consecutive post-season berths was a first for the team. The 1991 team set a franchise record with a 12-4 regular season mark, hosted and won a playoff game for the first time since 1957 and advanced to the NFC Championship Game against Washington, losing out on the chance to play in Super Bowl XXVI at the Metrodome. The Lions drafted well during Spielman's tenure, selecting the core talent for the team and several players who earned regular Pro Bowl accolades. The club drafted WR Herman Moore in the 1st round of the 1991 draft and he went on to four Pro Bowl berths while defensive linemen Robert Porcher and Luther Elliss were 1st-round picks in 1992 and 1995 respectively and each earned

multiple trips to Hawaii. The team drafted Lions career scoring leader K Jason Hanson in 1992 (2nd round), who has earned a reputation as one of the top kickers of his era.

Following Spielman's playing career at Southern Illinois from 1983-86 he was invited to training camp with the San Diego Chargers (1987) and Lions (1988). As a collegiate player, Spielman was a 1st-Team All-Gateway Conference honoree as a junior and part of the 1983 NCAA Division I-AA national championship team as a redshirt freshman. His younger brother, Chris, was a Pro Bowl LB and a 2nd-round pick of the Lions in 1988. He played 11 NFL seasons with Detroit (1988-95) and Buffalo (1996-98).

Spielman has a bachelor's degree from Southern Illinois and a master's from Ohio State. He and his wife, Michele, have been active with children's charities. The couple has adopted six children, Juan, Luis, Ronnie, J.D., Omie and Whitney.



## KEVIN WARREN

### VICE PRESIDENT OF LEGAL AFFAIRS & CHIEF ADMINISTRATIVE OFFICER

Kevin Warren's extensive background in athletics and unique perspective in both law and business have been instrumental to the Wilf family ownership group for the entire 7 seasons of their stewardship of the Minnesota Vikings.

Warren enters his 13th season in the NFL and his 7th with the Vikings in 2011. Warren is the Vikings' Vice President of Legal Affairs & Chief Administrative Officer with responsibility for various day-to-day business, operational and administrative issues, special projects, legal affairs, human resources and strategic planning, while also serving as the Vikings' primary liaison with the NFL.

The 2010 season contained multiple challenges as the club was forced to play a pair of games away from their home field, moving a home game to Detroit and the regular season home finale was played outdoors at the University of Minnesota's TCF Bank Stadium. Both games were logistical and facility challenges the Vikings met head-on.

Off the field, the club has gained legions of new fans and business partners. The club entered into a new naming rights partnership for Mall of America Field at HHH Metrodome during the season and launched naming rights deals for individual gates at the stadium.

Prior to joining the Vikings, during 2003-05, Warren worked with the international law firm of Greenberg Traurig, including working with the Wilf ownership group during their acquisition of the Vikings. Warren spent 2001-03 with the Detroit Lions as Senior Vice President of Business Operations & General Counsel. While working with the Lions, he was recognized by Crain's Detroit Business on their "40 Under 40" list, recognizing the top 40 Detroit business leaders under the age of 40. Prior to joining the Vikings' NFC North rivals in Detroit, Warren worked from 1997-2001 with the St. Louis Rams, including the Rams' Super Bowl XXXIV championship over the Tennessee Titans. During his tenure with St. Louis, Warren served as Vice President of Football Administration in 2001 after working as Vice President of Player Programs & Football Legal Counsel from 1997-2000.

Following his graduation from law school, Warren's first exposure to sports law came when he worked with Mike Slive and Mike Glazier at Bond, Schoeneck & King law firm specializing in representing universities charged with NCAA violations. Warren also worked as a sports and entertainment attorney/agent, representing various professional athletes and entertainers.

Warren's involvement in athletics helped pave the way for his future career. As a freshman on the University of Pennsylvania basketball team, Warren was a part of the Quakers' Ivy League championship team in 1982. A native of Tempe, AZ, Warren enrolled at Grand Canyon University in Phoenix where he earned his undergraduate degree. While at Grand Canyon, he excelled both in the classroom and on the basketball court. Warren scored over 1,100 points during his career at Grand Canyon and earned GTE/CoSida Academic All-America as a senior along with NAIA Academic All-America honors as both a junior and senior.

Warren earned his bachelor's degree in business administration from Grand Canyon University in 1986, his master's degree in business administration from Arizona State University in 1988, and his Juris Doctorate degree from the University of Notre Dame School of Law in 1990. Warren is a member of the Kansas and Michigan Bar Associations.

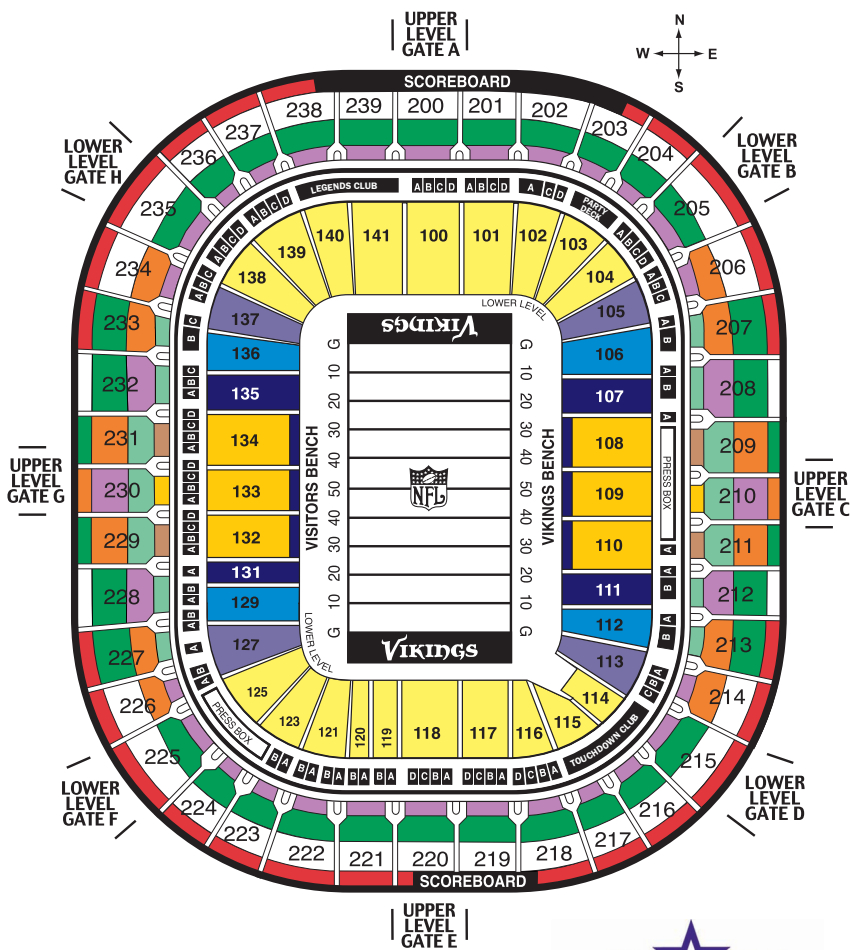
Several members of Warren's family have helped fuel his lifelong passion for sports, including his father, the late Dr. Morrison Warren, Sr., who played professional football for the Brooklyn Dodgers in 1948 during the era of the All-American Football Conference, before the league was merged with the NFL. The senior Warren would go on to be the first African-American President of a major college bowl game when he was named President of the 1982 Fiesta Bowl. Warren's oldest brother, Morrison, Jr., was one of the first African-American scholarship athletes at Stanford, playing football for the Cardinal in the early 1960s, before a severe knee injury cut short his promising athletic career.

An active member of the Twin Cities community, Warren served on the United Way Board of Directors from 2007-10, has served on the University of Minnesota's Medical Foundation Board of Directors since 2010, the Page Education Foundation Board of Directors since 2006 and was recognized by Twin Cities Business Journal in 2006 as a Minority Business Leader. Warren is a life member of the Fiesta Bowl Board of Directors.

Warren and his wife, Greta, who holds a bachelor's degree from Kansas State University, have a daughter, Peri, and a son, Powers. The Warren family resides in Chanhassen, MN.



# MALL OF AMERICA FIELD AT HUBERT H. HUMPHREY METRODOME



SEASON TICKETS ARE AVAILABLE BY CALLING  
612-33-VIKES OR LOGGING ON TO VIKINGS.COM





**COACHES**

# LESLIE FRAZIER

## HEAD COACH

Coaching Experience **24th Season**

NFL Experience **19th Season (13 Coaching, 6 Playing)**

Vikings Experience **5th Season, 1st as Head Coach**



Leslie Frazier was named the 8th Head Coach in Vikings history on January 3, 2011, after serving as the club's Interim Head Coach for the final 6 games of the 2010 season. Frazier joined the Vikings in 2007 as Defensive Coordinator and added Assistant Head Coach duties in 2008.

With the unique perspective of a Super Bowl winner as a player and coach, Frazier has a proven track record of success. His 1st title came as a starting CB with the 1985 Chicago Bears in Super Bowl XX. Frazier marks his 13th season as an NFL coach in 2011 and has another 11 years of collegiate coaching experience. In his 12 seasons as an NFL coach, Frazier has suffered a losing season only twice—his 1st season with Philadelphia in 1999 and 2010 with Minnesota. He has coached on 7 playoff teams in his 12 seasons and been a part of 6 division championships.

Frazier notched a 3-3 record on an interim basis, including winning his opening contest at Washington and an upset win over eventual NFC East champion Philadelphia on the road. His steady and consistent personality and coaching style helped the Vikings prepare weekly under unprecedented circumstances in a harrowing three-week span. The team endured the collapse of the roof on their home stadium, forcing the club to play consecutive "home" games at Detroit's Ford Field against the NY Giants and at TCF Bank Stadium on the campus of the University of Minnesota against the Chicago Bears. Following the chaotic two weeks, the team experienced a two-day weather delay of a Sunday Night Football game at Philadelphia to Tuesday night, turning a routine road trip into a three-night extended stay.

The Vikings 2010 defense ended the season ranked #8 in the NFL, the 3rd straight season the Vikings ranked in the top 10 in total defense for the first time since 1992-94. The Vikings defense scored touchdowns on turnovers in the final 2 games of the season on a fumble return and interception return. Vikings DE Jared Allen led the team with 11.0 sacks and anchored a defensive line that allowed only 10 rushing TDs. Allen also tied a team record with a pair of interceptions by a defensive lineman in a season. Offensively, the Vikings were stifled by injuries and started 3 QBs and centers during the season. The running game continued to excel as Pro Bowler Adrian Peterson notched 1,298 yards and 12 TDs. Peterson's 1,298 yards rank as the 5th-best total in team history and gives him 4 of the top 5 yardage totals in Vikings history in his 4 seasons. Peterson's 12 rushing TDs ranked tied for 4th in the NFL and he tied the Vikings career rushing TDs record with 52 in only 4 seasons. The team was forced through injuries to turn to rookie QB Joe Webb to start the final 2 games of the season, winning his debut at Philadelphia.

Frazier's defense led the NFL in 2009 with 48.0 sacks and the team ranks 5th in the NFL with 162.0 sacks from 2007-10. The Vikings defense ranked #6 in the NFL in 2009, the 2nd straight season ranked #6 in total defense. The mark was the 1st time since 1993-94 the team ranked in the NFL's top 10 in consecutive seasons.

Frazier has also helped his players achieve at a high level and has had 4 players earn 5 NFC Defensive Player of the Week honors in the past 4 seasons. Frazier has also had 6 players (Allen, E.J. Henderson, Darren Sharper, Kevin Williams, Pat Wil-

liams and Antoine Winfield) earn a total of 13 Pro Bowl berths.

The 2009 Vikings used a dynamic front line to continue their tradition of stopping the run and put pressure on opposing QBs. The unit ranked #2 in the NFL against the run after leading the league for the previous 3 seasons. The Vikings tied for the NFL lead by allowing only 5 rushing TDs. The NFL-best 48 sacks posted by the Vikings was the 5th-most in team history and Allen led the way with 14.5. Allen and DT Kevin Williams were both recognized as Associated Press 1st Team All-Pro and were named to the Pro Bowl along with CB Antoine Winfield.

Frazier's 2008 defensive unit ranked #6 overall in the NFL and #1 in the league against the run, making the Vikings the 1st squad since the 1970 AFL/NFL merger to lead the league in rushing defense for 3 straight seasons. The Vikings #6 rank in total defense was the highest since the 1994 season. Of the teams ranked in the top 6 in the NFL, the other 5 had ranked in the NFL's top 10 in 2007 while the Vikings were #20 in 2007, making a 14-position improvement in 2008. The 2008 Vikings defense featured 4 players earning Pro Bowl berths, including 3 defensive linemen with Allen, DTs Kevin Williams and Pat Williams and rounded out with 10th-year CB Winfield earning his 1st Pro Bowl honors. The Vikings dominant line showed prowess as pass rushers as well as against the run. Allen tied for 5th in the NFL with 14.5 sacks and the team total of 45 ranked 4th in the NFL. The Vikings ranked 3rd in the NFL in 2008 by allowing only a 33.5% conversion rate on 3rd down and were 5th in the NFL by allowing 15.8 offensive points per game.

The 2008 Vikings had to overcome the season-ending injury to emerging star E.J. Henderson at MLB in the 4th game and did not have the services of priority free agent signee Madiou

### STOP THE RUN

The Vikings ranked No. 1 in the League against the rush in 2007 and 2008 and ranked 2nd in 2009. Overall, they have the 2nd-best rushing defense in the NFL since 2007.

#### Opponent Rushing Yards - 2007-2010

Team	Yards Allowed	Yards Per Game
1. Pittsburgh .....	5,164 .....	80.7
2. Minnesota .....	5,444 .....	85.1

#### Opponent Average Yards Per Rush - 2007-2010

Team	Average
1. Baltimore .....	3.4
2. Pittsburgh .....	3.5
3. Minnesota .....	3.6

#### Opponent Rushes of 10+ Yards - 2007-2010

Team	10+ Yard Rushes
1. Pittsburgh .....	122
2. Baltimore .....	129
3. Minnesota .....	146

#### Opponent Rushing Touchdowns - 2007-2010

Team	Touchdowns
1. Pittsburgh .....	25
2. Baltimore .....	26
3. New England .....	31
4. Minnesota .....	32



## STIFLING DEFENSE

In 2010, the Vikings ranked in the top 10 in the NFL in total defense (8th), rush defense (9th) and pass defense (10th) for the first time since 1993. The Vikings have finished in the top 10 in total defense for three years in a row under Frazier's guidance (6th in 2008, 6th in 2009 and 8th in 2010).

### Opponent Yards Per Game - 2008-2010

Team	Yards Per Game
1. Pittsburgh .....	293.6
2. New York Jets .....	306.5
3. Baltimore .....	306.8
4. Minnesota .....	320.2

Williams at FS until the 9th game of the year as he recovered from preseason injury. The club lost its top nickel back, Charles Gordon, for the 2nd half of the season and 3-time Pro Bowl DT anchor Pat Williams was sidelined the final 2 regular season games and Wild Card playoffs with a shoulder injury. The depth of the roster and the preparation of the coaching staff kept the team on track despite those setbacks.

In his debut season with the Vikings in 2007, the team maintained its dominance against the run, posting the #1 rush defense in the NFL and allowed a mere 3.1 yards per carry. The anchors of the Vikings defense, DTs Kevin Williams and Pat Williams, were joined by S Darren Sharper as Pro Bowl honorees, the most defensive Vikings to earn trips to Hawaii since 1992.

Frazier's defense was opportunistic, scoring on 6 interception returns to tie a Vikings record and added a pair of TDs on fumble recoveries. The Vikings' 6 scores by interception return ranks tied for 5th-most in a season in NFL history. The team scored on 3 interceptions in a key road game against the NY Giants to set a team record against the eventual Super Bowl XLII champions. The Vikings tied for 3rd in the NFL in 2007 by allowing only 7 rushing TDs and were 5th in the NFC in total offensive points allowed, an average of 17.8 points per game.

The Vikings defense responded to new faces and new positions with impressive performances in 2007. The team was led in tackles by E.J. Henderson's career-high 155 tackles in his 1st season playing MLB since 2004. Henderson added a career-best 4.5 sacks and led the team with a career-best 14 tackles for loss while earning Pro Bowl alternate honors and garnering All-Pro votes. The Vikings LBs entered 2007 with only SLB Ben Leber playing his same position from the previous year. One of the most impressive individual performances came from 2nd-year WLB Chad Greenway, who missed his 2006 rookie season with a knee injury but came back in 2007 to rank 2nd on the team with 130 tackles, lead the NFL with 4 fumble recoveries and have a pair of interceptions, including scoring his 1st career TD.

The 2007 Vikings rush defense was the envy of the NFL, allowing 74.1 yards per game on the ground and allowed only 1 opponent RB to break the 100-yard mark.

Frazier came to Minnesota after coaching DBs with Indianapolis and serving as Special Assistant to Head Coach Tony Dungy for 2 seasons. The 2006 Colts defense clamped down on opponents throughout the playoff run that brought the franchise its 1st Super Bowl title since 1970. The team notched 7 interceptions, 8 sacks and took away 6 fumbles. The Indy defense allowed only 2 second-half TDs in the 4 post-season games and held the Bears out of the end zone for the final 3 quarters of Super Bowl XLI en route to the win.

In his 1st season with Indianapolis in 2005, Frazier helped S Bob Sanders earn a berth in the Pro Bowl in his 1st season as a full-time starter and became the 1st Colts DB to play in the game since 1971. The Colts ranked 11th in the NFL in total defense after ranking 29th overall in 2004 and improved in yards allowed per game from 370.6 per game to 307.1.

Prior to his tenure with Indianapolis, Frazier served as de-

## TALENTED PUPILS

Since joining the Vikings in 2007, Leslie Frazier has worked with a defense that has produced 6 players who have earned 13 Pro Bowl berths. He has had 4 defensive players earn a total of 5 NFC Defensive Player of the Week Award

### VIKINGS PRO DEFENSIVE PRO BOWLERS SINCE 2007

DT Kevin Williams .....	2007, '08, '09, '10
CB Antoine Winfield .....	2008, '09, '10
DT Pat Williams .....	2007, '08
DE Jared Allen .....	2008, '09
LB E.J. Henderson .....	2010
S Darren Sharper .....	2007

fensive coordinator with Cincinnati in 2003 and '04 where he helped the Bengals go .500 in consecutive seasons for the 1st time in 12 seasons. Frazier's NFL coaching debut came from 1999-2002 with Philadelphia where he worked with the Eagles DBs. Frazier helped CB Troy Vincent earn 4 Pro Bowl berths, S Brian Dawkins went to the game 3 times and Bobby Taylor appear in the all-star game once. The trio all earned Pro Bowl recognition in 2002. Frazier was part of an impressive program-building project in Philadelphia that saw the team improve from a 5-11 record in 1999 to 11-5 in 2000, 11-5 in 2001 and 12-4 in 2002. The team advanced to the playoffs in each of Frazier's final 3 seasons with the Eagles, including winning the NFC East in 2001 and '02 and advancing to the NFC Championship game in both seasons.

Frazier had spent 11 seasons coaching at the collegiate level before returning to the NFL. In 1997 and '98 he worked with the DBs at Illinois on Ron Turner's staff, who Frazier would face 10 seasons later in the Super Bowl. The staff was part of an impressive rebuilding project with the Illini.

Building programs was not unusual for Frazier before going to Illinois and the Eagles. He started the Trinity College football program from the ground up as the school started a football team with Frazier as head coach in 1988. Frazier turned the team into a winner, claiming Northern Illinois Intercollegiate Conference titles twice. The school, now known as Trinity International University, named the football field in Frazier's honor in 1997 in tribute to his impact on the campus.

As a player, Frazier was part of the legendary Chicago Bears defense that keyed the Super Bowl XX win over New England. He was a starter at CB on the 1985 Super Bowl team and played for the Bears from 1981-86. He led Chicago in interceptions in 1983, '84 and '85 but his career was cut short by a severe knee injury suffered in the Super Bowl. During his career he had 20 INTs in 65 games and returned a pair for TDs. Frazier was an All-America DB and baseball standout at Alcorn State University. In 2007, Frazier was inducted into the SWAC Hall of Fame.

Frazier was born (4/3/59) in Columbus, MS and attended Columbus High. Frazier and wife, Gale, have 3 children - Kieron, Chantal and Corey, who plays DB at Rice. He holds a degree in business administration and was active in Fellowship of Christian Athletes throughout his playing career. Frazier works closely with All-Pro Dad, an organization that stresses fathers taking an active role and putting family first.

### FRAZIER'S BACKGROUND

#### Player

1977-80 .....	Alcorn State // DB
1981-86 .....	Chicago Bears // CB

#### Coach

1988-96 .....	Trinity College
1997-98 .....	Illinois
1999-2002 .....	Philadelphia Eagles
2003-04 .....	Cincinnati Bengals
2005-06 .....	Indianapolis Colts
2007-11 .....	Minnesota Vikings

## VOICES ON FRAZIER

"In Leslie I see a guy who is very, very grounded, and his Christian faith is going to guide the way that he coaches. I think he's a very strong person in lot of ways and especially when things are tough. He's a guy I believe the players are going to be able to count on and the assistant coaches, too. If people say they see some of me in him, I take that as a great compliment because I look at him and he's the type of person that I would want to be." Tony Dungy

"Faith, family and football is a great recipe for success. It worked for some of the great coaches and Leslie is well-versed in all three areas. Leslie's temperament is low-key and he doesn't get too up or down, he's got a very even personality and is able to stay calm in the middle of chaos. Leslie was probably the most under-rated player we had with the Bears in the 1980s. We would match Leslie up against the best receiver from the other team and just let it go. He was outstanding." Mike Ditka



Leslie Frazier is part of exclusive company in the NFL, part of a Super Bowl champion as a player and as a coach. Frazier was a starter on the record-setting 1985 Bears defense and helped the team win Super Bowl XX over New England. Two decades later Frazier was coaching the defensive backs in Indianapolis and helped the Colts win Super Bowl XLI over his old Chicago team.

### FRAZIER'S NFL PLAYING AND COACHING CAREER, YEAR-BY-YEAR

Year	Team	Regular Season			
		W	L	T	
1981	Chicago Bears (player)	6	10	0	NFC Central 5th place
1982	Chicago Bears (player)	3	6	0	
1983	Chicago Bears (player)	8	8	0	NFC Central 3rd place
1984	Chicago Bears (player)	10	6	0	advanced to NFC Championship, NFC Central Champions
1985	Chicago Bears (player)	15	1	0	Super Bowl XX Champions, NFC Central Champions
1986	Chicago Bears (IR)	14	2	0	advanced to NFC Divisional round, NFC Central Champions
1999	Philadelphia Eagles	5	11	0	
2000	Philadelphia Eagles	11	5	0	advanced to NFC Divisional Round, NFC East runner-up
2001	Philadelphia Eagles	11	5	0	advanced to NFC Championship Game, NFC East Champions
2002	Philadelphia Eagles	12	4	0	advanced to NFC Championship Game, NFC East Champions
2003	Cincinnati Bengals	8	8	0	AFC North runner-up
2004	Cincinnati Bengals	8	8	0	AFC North 3rd place
2005	Indianapolis Colts	14	2	0	advanced to AFC Divisional Round, AFC South Champions
2006	Indianapolis Colts	12	4	0	Super Bowl XLI champions, AFC South Champions
2007	Minnesota Vikings	8	8	0	NFC North runner-Up
2008	Minnesota Vikings	10	6	0	advanced to NFC Divisional Round, NFC North Champions
2009	Minnesota Vikings	12	4	0	advanced to NFC Championship Game, NFC North Champions
2010	Minnesota Vikings*	6	10	0	NFC North 4th place *Frazier 3-3 as Interim Head Coach

## CLIMBING THE COACHING LADDER



### 2007-Present Minnesota Vikings

Frazier joined the Vikings in 2007 as the defensive coordinator. He led a defense that ranked in the top-10 in the NFL for three straight years ('08-10), including the top-ranked rushing defense for two seasons ('07-08). In 2009, Frazier's defense led the NFL with 48.0 sacks. He has had 6 players earn a total of 13 Pro Bowl berths in his time with the Vikings. Frazier took over as interim head coach for the final six games of 2010 and led the team to a 3-3 record. He was officially named the franchise's 8th head coach on January 3, 2011.



### 2005-06 Indianapolis Colts

Serving as a Special Assistant to Head Coach Tony Dungy and coaching DBs, Frazier helped lead the Colts to the franchise's first Super Bowl title since 1970 with a win in Super Bowl XLI following the 2006 regular season. The team forced 13 turnovers in the 2006 postseason and allowed only 2 second-half TDs during their Super Bowl run. He coached S Bob Sanders to a Pro Bowl berth in 2005 in his first season as a full-time starter.



### 2003-04 Cincinnati Bengals

In his first opportunity as an NFL Defensive Coordinator, Frazier helped the Bengals go .500 in consecutive seasons for the first time in 12 years, coming off a 2-14 campaign in 2002.



### 1999-2002 Philadelphia Eagles

Frazier's NFL coaching debut came with the Philadelphia Eagles where he worked with the DBs. In four years with the Eagles, he coached CB Troy Vincent, S Brian Dawkins and CB Bobby Taylor to a total of 8 Pro Bowl berths, including all three earning a berth in 2002. The team advanced to the postseason in his final three years on staff and made two appearances in the NFC Championship Game.



### 1997-98 University of Illinois

As a part of Ron Turner's staff at Illinois, Frazier coached the defensive backs for two seasons. He was a part of a rebuilding process that included taking a team that was 0-11 in 1997 to put the pieces in place for the squad to win a bowl game following the 1999 campaign. Frazier would go on to face off against Turner in Super Bowl XLI while Turner was the Offensive Coordinator for the Chicago Bears.



### 1988-96 Trinity College

Frazier began his coaching career at Trinity College, building the program from the ground up as the school started its football team in 1988. Trinity won two conference titles in his nine seasons as head coach. The school named the football field for him in 1997 in tribute to his impact on campus.



# BILL MUSGRAVE

**OFFENSIVE COORDINATOR**  
**Coaching Experience 15th Season**  
**NFL Experience 19th Season (13 Coaching, 6 Playing)**  
**Vikings Experience 1st Season**



Bill Musgrave enters his first season as the Vikings Offensive Coordinator in 2011 with a solid offensive background and impressive on-field results. In his past 6 seasons, Musgrave has been a part of 3 playoff teams and helped Falcons QB Matt Ryan adjust quickly to the pro game, earning 2008 NFL Offensive Rookie of the Year honors. While in Atlanta, Musgrave served on the staff with WRs coach George Stewart, who holds the same position with the Vikings.

A former NFL signal-caller himself, Musgrave was a backup to Joe Montana and Steve Young in San Francisco from 1991-94, working under coaches Mike Holmgren, Mike Shanahan and Gary Kubiak. Musgrave was a member of the 49ers club that won Super Bowl XXIX over San Diego following the 1994 season. He played from 1995-96 with Denver where he backed up John Elway when Shanahan took over the reins as Broncos head coach.

In his most recent coaching position with Atlanta from 2006-10, Musgrave helped mold the Falcons offense, highlighted by an impressive 2010 season, leading the way for a 13-3 regular season mark. Ryan had a career-best 28 TDs, 91.0 passer rating, 3,705 yards and helped WR Roddy White lead the NFL with 115 catches and rank 2nd in the NFL with 1,389 yards. Ryan's development into one of the NFL's top passers has been helped by Musgrave's guidance. Ryan has a 66-34 TD-INT ratio in his 3 NFL seasons and has gone 33-13 as a starter in the regular season. Ryan earned a Pro Bowl berth in 2010 and headed a group of 4 other Falcons offensive skill position players who were recognized as Pro Bowlers- White, RB Michael Turner, FB Ovie Mughelli and TE Tony Gonzalez.

Prior to coaching in Atlanta, Musgrave worked with the Redskins QBs in 2005 and tutored veteran Mark Brunell to a career-best 23 TD passes and helped Washington earn a Wild Card playoff berth at 10-6, snapping a 5-season playoff drought for the franchise. Musgrave worked with Jacksonville in 2003-04, serving as offensive coordinator/QBs coach in 2004 when Jimmy Smith posted 1,172 receiving yards and Fred Taylor gained 1,224 on the ground. Byron Leftwich was the Jaguars regular starter at QB and Musgrave worked with youngster David Garrard, a 2nd-year pro in 2003, keeping him prepared as he played in 6 games and started 2 during Musgrave's tenure with the Jaguars. During the 1999 and 2000 campaigns, Musgrave worked with the QBs in Carolina and also served as offensive coordinator in 2000 under George Seifert. In his first season with the Panthers, QB Steve Beuerlein had a career-year

throwing for 36 TDs and 4,436 yards to finish with a passer rating of 94.6 and a Pro Bowl nod. Musgrave's first NFL coaching experience came at Oakland in 1997 as QBs coach and he worked at Philadelphia under Ray Rhodes in 1998, serving as offensive coordinator for the final 10 games of the season.

A standout QB at Oregon from 1987-90, Musgrave was a 3-year team captain for the Ducks and led the team to consecutive bowl bids in 1989 and 1990. When he left UO he was the all-time passing leader in school history, held 15 school records and his 60 TD passes ranked behind only John Elway in PAC-10 history. A native of Grand Junction, CO, Musgrave and wife, Neely, have 4 children.

## HEY, ROOKIE

The Vikings 2011 coaching staff has a proven track record of getting rookies up to speed quickly in the NFL game and have guided a pair of rookie QBs to NFL Offensive Rookie of the Year honors. Vikings QBs coach Craig Johnson tutored Vince Young in 2006 with Tennessee when he earned the award and Bill Musgrave helped Matt Ryan hit the ground running in Atlanta when he won the award in 2008.

### RECENT NFL OFFENSIVE ROOKIE OF THE YEAR HONOREES

2006 .....	QB Vince Young, Tennessee
2007 .....	RB Adrian Peterson, Minnesota
2008 .....	QB Matt Ryan, Atlanta
2009 .....	WR Percy Harvin, Minnesota
2010 .....	QB Sam Bradford, St. Louis

## PASSING FANCY

Prior to joining the Vikings, Musgrave helped the Atlanta Falcons become one of the most effective passing units in the league. QB Matt Ryan finished 2010 with a 91.0 passer rating, ranking 11th in the NFL. Over the past four years, the Falcons improved their touchdown-to-interception ratio, posting as Ryan posted an impressive 28-9 TD-INT ratio in 2010.

### ATLANTA FALCONS' TD-INT RATIO UNDER MUSGRAVE

Season	TD	INT	Ratio
2007 .....	18	15	1.20
2008 .....	16	11	1.45
2009 .....	26	17	1.53
2010 .....	28	9	3.11

## MUSGRAVE'S BACKGROUND

<b>Player</b>	
1987-90 .....	Oregon // QB
1991-94 .....	San Francisco // QB
1995-96 .....	Denver // QB
<b>Coach</b>	
1997 .....	Oakland Raiders
1998 .....	Philadelphia Eagles
1999-2000 .....	Carolina Panthers
2001-02 .....	Virginia
2003-04 .....	Jacksonville Jaguars
2005 .....	Washington Redskins
2006-10 .....	Atlanta Falcons
2011 .....	Minnesota Vikings

KICKOFF  
EXECUTIVES  
STAFF  
COACHES  
PLAYERS  
ROOKIES  
2010 SEASON  
RECORDS  
PLAYOFF RECORDS  
HISTORY  
EXTRA POINTS



## FRED PAGAC

### DEFENSIVE COORDINATOR

**Coaching Experience 34th Season**

**NFL Experience 13th Season (11 Coaching, 2 Playing)**

**Vikings Experience 6th Season**

The 34th year in Fred Pagac's coaching career will bring a new challenge as he has been named defensive coordinator for the first time in his 11-year NFL coaching career. Pagac served as the interim defensive coordinator for the final 6 games of the 2010 season replacing then Interim Head Coach Leslie Frazier

Pagac led the Vikings' linebackers for the past 5 seasons (2006-10) and his 34 seasons of coaching experience between Ohio State and the NFL make him the Vikings senior staff member. During his 5 seasons with the Vikings, the defense has ranked in the top 10 of the NFL in total defense 4 times and 3 straight from 2008-10.

Pagac welcomed back MLB and defensive captain E.J. Henderson for the start of the 2010 season after his signal caller was sidelined late in the 2009 season with a broken femur. Henderson has flourished under the direction of Pagac and highlighted his remarkable comeback with a berth to the 2010 Pro Bowl. Henderson became the first player under Pagac's tutelage to earn Pro Bowl honors and he was the 1st Vikings LB to be honored since Ed McDaniel in 1998.

Henderson snared 3 INTs which tied him for most among NFL LBs along with the Vikings team lead, tying safety Husain Abdullah. While Henderson earned a trip to the Pro Bowl, rising star Chad Greenway was leading the LB corps in tackles for the 3rd straight season. Greenway finished the season ranked 1st in the NFC in tackles and 4th in the NFL with 142 (according to league stats). Greenway led the team in tackles for loss with 10 while Henderson was 4th with 7.

Highlighted by a late-season upset win at Philadelphia, Pagac unleashed a blitz-heavy attack against the Eagles that rattled MVP-candidate QB Michael Vick and coralled the shifty QB for 6 sacks, snared an INT and returned a Vikc fumble for a TD by CB Antoine Winfield, who was named NFC Defensive Player of the Week for the game.

The Vikings defensive unit finished the season ranked 8th in the NFL in total yards allowed per game (312.6) and 1st downs allowed per game (17.25). Known as a run-stuffing defense, the Vikings' unit ranked 9th best in the NFL in rushing yards allowed per game (102.1) and rushing yards per attempt (3.9). The defense finished the season 10th in the league in passing yards allowed per game (210.4).

During Pagac's coaching career he has built a reputation for helping players achieve at their highest levels and develop young talent within the defensive system. The 2009 LB unit was equally strong against the run and pass, helping the Vikings rank #6 in the NFL in total defense and #2 against the run after leading the NFL in run defense the previous 3 seasons. The #6 mark was a repeat of the 2008 defensive ranking and was the 1st time since 1993-94.

Pagac's crew in 2009 had to deal with adversity along with prosperity. Greenway led the team in tackles for the 2nd straight season and headed in a career-best 3 INTs to raise his stature as one of the NFL's emerging defensive players. Fellow OLB Ben Leber led the Vikings with 9 passes defended and added 2.5 sacks. Henderson was lost for the final 4 games of the regular season and the playoffs to a broken leg and rookie 5th-round draft pick Jasper Brinkley was pressed into duty.

The rapid development Brinkley showed helped keep the defense on track, highlighted by the dominant performances in

the NFC Divisional Playoff vs. Dallas and the NFC Championship game at New Orleans. The Vikings defense faced the #1 (Saints) and #2 (Cowboys) offenses in the NFL during the playoffs and held the teams in check, limiting the teams a 3rd-down conversion rate of 24% (6-of-25) and allowed 248 and 257 total net yards to teams who averaged 399.4 and 403.8 respectively.

The 2008 Vikings LBs overcame adversity to solidify a defensive unit that finished the season ranked #6 in the NFL in total defense and #1 in rushing defense for the 3rd straight season, becoming the 1st team since the 1970 AFL-NFL merger to lead the League in rush defense 3 straight seasons. The unit had to overcome the loss Henderson to a season-ending injury in the 4th game. Greenway led the team in tackles with 150 and emerged as a blitz threat, notching 5.5 sacks, the 4th-most by a Vikings LB in team history.

When Henderson was lost for the season Pagac had to prepare undrafted 2nd-year man David Herron to step into the void as the team searched for a replacement, which was former Vikings starter Napoleon Harris. When Harris picked up a fumble and went 27 yards for a TD it marked the 4th score a Vikings LB has produced in the 3 seasons Pagac has coached the position.

In 2007 Henderson led the team with a career-high 155 tackles in his 1st season playing MLB since 2004. He added a career-best 4.5 sacks and led the team with a career-high 14 tackles for loss while earning Pro Bowl alternate honors. Greenway, who missed his 2006 rookie season with a knee injury, came back in 2007 to rank 2nd on the team with 130 tackles, lead the NFL with 4 fumble recoveries and have a pair of interceptions, including scoring his 1st career TD.

The 2006 Vikings finished #8 in NFL total defense and #1 against the run for only the 3rd time in team history. The team had not cracked the top 10 in total defense since 1994 but the Vikings defense became a calling card as the team set a fran-

## DEFENSE GETS OFFENSIVE

Since Fred Pagac joined the Vikings staff in 2006 the defensive unit has made the most out of turnovers, scoring 18 TDs over the 5-season span and has added 5 safeties. The Vikings are 9-5 in games scoring a defensive TD since 2006.

### VIKINGS DEFENSIVE TDs SINCE 2006

GAME	PLAY
vs. Chicago, 9/24/05	Antoine Winfield 7-yd INT return
vs. Detroit, 10/8/06	Ben Leber FR in end zone
vs. Detroit, 10/8/06	E.J. Henderson 45 INT return
at Seattle, 10/22/06	Kevin Williams FR in end zone
at Green Bay, 12/21/06	Fred Smoot 47 INT return
vs. Atlanta, 9/9/07	Kevin Williams 54 INT return
vs. Atlanta, 9/9/07	Antoine Winfield 14 INT return
at Detroit, 9/16/07	Ray Edwards 9-yd FR return
at Dallas, 10/21/07	Cedric Griffin 28-yd FR return
at NY Giants, 11/25/07	Darren Sharper 20-yd INT return
at NY Giants, 11/25/07	Dwight Smith 93-yd INT return
at NY Giants, 11/25/07	Chad Greenway 37-yd INT return
at San Francisco, 12/9/07	Kevin Williams 18-yd INT return
vs. Carolina, 9/21/08	Antoine Winfield 19-yd FR return
at Jacksonville, 11/23/08	Napoleon Harris 27-yd FR return
at St. Louis, 10/11/09	Jared Allen 52-yd FR return
at Philadelphia, 12/28/10	Antoine Winfield 45-yd FR return
at Detroit, 1/2/11	Jared Allen 36-yd INT return

chise record and posted the 2nd-lowest rushing yards allowed by an NFL team since the 1970 merger at 985 yards, an average of 61.6 per game. The Vikings LBs played a key role in the defensive dynamic by accounting for 9.5 sacks, 6 INTs and 2 TDs. Henderson led the team in tackles with 142 and posted with 3.0 sacks and 2 INTs under Pagac's watch, including a 45-yard TD on his 1st career INT. Leber made his impact on the team felt in his 1st season with the team with 3.0 sacks, an INT and scored a TD on a fumble recovery.

Pagac coached LBs for the Kansas City Chiefs for 2 seasons (2004-05) and with the Oakland Raiders for 3 seasons (2001-03) before coming to the Vikings. Prior to entering the coaching ranks, Pagac spent 23 years on the coaching staff at Ohio State, where he aided in the development of several top players.

Under Pagac's direction in 2005, Chiefs 3rd-year LB Kawika Mitchell led the team with a career-high 135 tackles and 14 passes defended as he started all 16 games at MLB for the 1st time in his career. Pagac also tutored rookie LB Derrick Johnson, who finished 3rd on the team with 110 tackles and added 2.0 sacks and 9 passes defended on his way to being named the club's Mack Lee Hill Award winner, which is given to KC's top rookie. Johnson became the 1st rookie LB in Chiefs history to start all 16 games since LB Dino Hackett accomplished the feat in 1986. The Chiefs defense finished 7th in the NFL against the run in '05, and 6th in the NFL with 31 takeaways.

In 2004, 3rd-year LB Scott Fujita led the Chiefs for the 2nd consecutive season in tackles with 112. Kawika Mitchell bounced back from an early-season ankle injury to start 12 games and finished 2nd on the team with 85 tackles. The Chiefs defense finished 12th in the NFL against the run.

In 2002, Pagac helped the Raiders defense to a #11 overall NFL ranking and a #3 ranking against the run as Oakland won the AFC and faced Tampa Bay in Super Bowl XXXVII. Pagac tutored Napoleon Harris as he was named to Pro Football Weekly's All-Rookie team and finished 3rd on the team in tackles. In 2001, MLB and former Viking Greg Biekert led the Raiders with 108 tackles and tied a career high with 3.0 sacks.

From 1978-2000, Pagac coached at his alma mater, Ohio State, and worked with 10 Buckeyes defensive performers who earned All-America honors, including Vikings CB Antoine Winfield. Winfield was a 2-time All-America pick and won the Jim Thorpe Award as the nation's top defensive back in 1998. Pagac also tutored future Pro Bowl LBs Chris Spielman, Pepper Johnson and Mike Vrabel, as well as CB Shawn Springs, LB Na'ill Diggs, S Mike Doss, and CB Nate Clements. Andy Katzenmoyer won All-America accolades in 1997 and won the Butkus Award as the nation's top LB. During Pagac's 23 years on the Ohio State coaching staff, the Buckeyes played in 20 bowl games. As a player and coach, Pagac was part of 6 Rose Bowls with the Buckeyes.

Pagac was assistant head coach to John Cooper in 2000 in his final season at OSU. From 1996-99, Pagac served as defensive coordinator. In 1998, the Buckeyes led the nation in rushing defense, ranked 2nd in pass defense, and were 4th overall. Pagac was among 5 finalists for the Frank Broyles Award as the NCAA's top assistant in '98.

In '97, Ohio State allowed 170 points to rank 2nd in the nation in scoring defense. That season the Buckeyes also ranked 2nd in the nation in pass defense. In 1996, Ohio State was 1st in the country in pass defense and ranked 2nd in scoring defense, allowing just 131 points, which was the fewest surrendered by Ohio State since 1979.

Prior to being named defensive coordinator in 1996, Pagac tutored Ohio State's LBs for 14 seasons (1982-95). He began his coaching career as a graduate assistant under the legendary Woody Hayes in 1978 before joining the staff on a full-time basis under Earle Bruce in 1982.

Pagac entered the NFL as a TE with Chicago in 1974 as a



rookie free agent, where he was honored with the club's prestigious Brian Piccolo Award. Pagac also played 13 games for Tampa Bay in their 1976 inaugural season.

Pagac was a 3-year starter at TE for Ohio State from 1971-73. He was part of Buckeyes teams that compiled an impressive 25-6-2 record over his playing career, including a 19-3 mark in the Big Ten. During his senior season in '73, the Buckeyes posted a 10-0-1 record and finished 2nd in the final AP poll.

Pagac (4/26/52) was born in Richeyville, PA. He and his wife, Bernie, have a daughter, Jennifer, and a son, Fred, Jr., who played LB at Ohio State, with the Frankfurt Galaxy and has coached at Ohio State, with the UFL's Florida Tuskers and is currently coaching at Texas A&M-Commerce.

**PAGAC'S BACKGROUND**

**Player**

- 1970-73 ..... Ohio State // TE
- 1974 ..... Chicago Bears // TE
- 1976 ..... Tampa Bay Buccaneers // TE

**Coach**

- 1978-2000..... Ohio State
- 2001-03 ..... Oakland Raiders
- 2004-05 ..... Kansas City Chiefs
- 2006-11 ..... Minnesota Vikings





## MIKE PRIEFER

**SPECIAL TEAMS COORDINATOR**  
**Coaching Experience 18th Season**  
**NFL Experience 11th Season**  
**Vikings Experience 1st Season**

Mike Prier joins the Vikings organization and will serve as the Special Teams Coordinator in 2011. The 10-year NFL coaching veteran has held the same title with the Denver Broncos and Kansas City Chiefs over the past 5 seasons.

Prier's special teams units are known for creating big-play opportunities. Since coming in the league, Prier has seen his units account for 12 scores (5 kick returns, 4 punt returns, 1 blocked punt, 1 botched field goal and 1 safety). He has also seen his squads block 15 kicks (7 punts, 6 field goals, 2 extra points) since 2002.

Since joining the NFL, Prier has helped David Tyree (ST) and Chris Hanson (P) earn Pro Bowl nods. Prier went to the playoffs with the Giants in 2005 (NFC East Champions) and in 2006 with Kansas City (Wild Card).

During the 2010 season Prier had 3 players rank in the Top 10 in each of their respective categories. Eddie Royal was 6th in the NFL with an 11.9 punt return average. Rookie Eric Decker was 10th in kickoff return average with 25.3 per return. Kicker Matt Prater was tied for 6th in touchbacks with 20.

In his first year as the Broncos' special teams coordinator in 2009, Prier led a unit that placed 3rd in the league in average opponent drive start after kickoffs (22.9-yard line) and featured two AFC Special Teams Player of the Month winners (K Matt Prater and WR Eddie Royal).

Royal in 2009 became only the 11th player in NFL history to have both a kickoff and punt return for a TD in the same game (at San Diego, 10/19/09) while placing 7th in the league in punt return average (11.2 yds.). Prater finished the year making 19 of his final 20 FG attempts and tied for the 3rd-most field goals for a season in club history (30). Prater owns the best field goal percentage in Broncos history.

Before joining the Broncos, Prier coordinated Kansas City's special teams from 2006-08 following stints as an assistant special teams coach with the New York Giants (2003-05) and Jacksonville Jaguars (2002). His coaching career began at his alma mater, the U.S. Naval Academy, as a graduate assistant in 1994, and he owns 17 years of coaching experience at the professional and collegiate levels.

During his 3 seasons as the Chiefs' special teams coach from 2006-08, Prier helped punter Dustin Colquitt register the 3rd-best net punting average (39.2 yds.) and the 6th-best gross punting average (44.8 yds.) in the NFL for that period. Colquitt's net punting averages for each of his 3 seasons under Prier rank as the top-3 single-season performances in Chiefs history.

Kansas City also placed 5th in the AFC in opponent punt return average (8.2 yds.) in Prier's 3 years as special teams

coach and blocked a total of 4 kicks (3 punts, 1 field goal) during that period.

In 2008, Colquitt ranked 7th in the NFL in net punting average (39.2 yds.) under Prier's guidance with the Chiefs, who also scored a TD that year on a botched opponent fake field goal attempt. Prier's kickoff coverage unit was one of the league's best a year earlier with Kansas City finishing the 2007 season 5th in the NFL in opponent average drive start after kickoffs (26.1-yd. line).

During Prier's 1st year with the Chiefs in 2006, Colquitt set a franchise season record with a 39.3-yard net punting average that led the NFL. Prier's special teams also tied for the NFL lead with 2 blocked punts, including 1 returned for a TD, and accounted for 1 punt return TD (Dante Hall, 60 yds.).

As assistant special teams coach for the Giants from 2003-05, Prier coached a unit that had the 6th-best kickoff return average (22.9 yds.) in the NFL while tying for 3rd in the league with 3 kickoff return TDs and adding 1 punt return TD during that period. The Giants blocked 7 kicks (3 punts, 3 FGs and 1 PAT) with Prier on staff, and the coach worked with David Tyree during the 2005 season when the WR earned Pro Bowl honors for his play on special teams coverage units.

The Giants' special teams in 2005 placed 2nd in the NFL in the comprehensive rankings compiled by Rick Gosselin of The Dallas Morning News. Prier worked with a unit that year that included a Pro Bowler (Tyree) and the league's top-scoring kicker (Jay Feely - 148 pts.) while ranking 4th in the league in average starting position after kickoffs (30.7-yard line).

In 2003, Prier helped the Giants tie for 2nd in the NFL with 4 blocked kicks (2 punts, 1 FG, 1 PAT) during that campaign.

Prier entered the NFL coaching ranks with the Jaguars in 2002 as their assistant special teams coach. That season, punter Chris Hanson earned the first Pro Bowl selection of his career after leading the AFC in both gross (44.2 yds.) and net (37.6 yds.) punting average. Jacksonville also posted 1 punt return TD (Bobby Shaw, 69 yds.) and 2 blocked kicks (1 punt, 1 FG).

From 1994-2001, Prier helped coach special teams at the collegiate level, working for Navy (1994-96), Youngstown State University (1997-98), Virginia Military Institute (1999) and Northern Illinois University (2000-01).

Prier's instruction at Northern Illinois helped WR Justin McCareins earn Mid-American Conference Special Teams Player of the Year honors in his 1st year at the school in 2000. In addition to assisting the Huskies' special teams, Prier coached DTs during his 2 seasons at NIU.

He spent a season at Virginia Military Institute in 1999, coaching its special teams and inside LBs, after a 2-year stint at Youngstown State under Head Coach Jim Tressel. He worked with the special teams, tackles and tight ends at Youngstown State and was part of its Division I-AA National Championship squad in 1997.

Prier began his coaching career as a graduate assistant at Navy in 1994, instructing its special teams that season before coaching its LBs and defensive line from 1995-96. He also coached special teams and served as defensive coordinator for Navy's junior varsity team from 1995-96.

A QB and WR on Navy's junior varsity and lightweight teams from 1985-88, Prier flew helicopters as a Naval officer

### BIG PLAY SPECIAL TEAMS

Since Prier entered the NFL in 2002, his special teams' units have accounted for 12 scores. His squads have also blocked 15 kicks (7 punts, 6 field goals, 2 extra points) over a nine-year period.

#### Special Teams Touchdowns Under Prier

- 5 kick returns
- 4 punt returns
- 1 blocked punt
- 1 botched field goal
- 1 safety

KICKOFF  
EXECUTIVES  
STAFF  
COACHES  
PLAYERS  
ROOKIES  
2010 SEASON  
RECORDS  
PLAYOFF RECORDS  
HISTORY  
EXTRA POINTS

for 6 years (1989-94) after his graduation. His work included tours of duty on the USS America in the Persian Gulf and the Mediterranean Sea.

Priever owns a bachelor's degree from Navy and received a master's degree from the University of Maryland in 1997. His father, Chuck, was a long-time coach who worked in the NFL (Detroit, Green Bay and San Diego) for 17 seasons and coached at the collegiate level for 12 years.

Priever was born in Cleveland and moved frequently as a coach's son, graduating from Abbot Pennings High School in suburban Green Bay. He is married to Debbie, and the couple has four children: Samantha, Michael Jr., Wilson and Katie.

## PRIEVER'S BACKGROUND

### Coach

1994-96.....U.S. Naval Academy  
1997-98.....Youngstown State  
1999.....Virginia Military Institute  
2000-01.....Northern Illinois  
2002.....Jacksonville Jaguars  
2003-05.....New York Giants  
2006-08.....Kansas City Chiefs  
2009-10.....Denver Broncos  
2011.....Minnesota Vikings



## JEFF DAVIDSON

### OFFENSIVE LINE

Coaching Experience 16th Season

NFL Experience 20th Season (16 coaching, 4 playing)

Vikings Experience 1st Season

Jeff Davidson brings a wealth of offensive experience to the 2011 Vikings as both a player and coach in the NFL, rising through the ranks to serve as offensive coordinator for the Carolina Panthers the past 4 seasons.

Davidson's teams have been dedicated to the running game, a strength the Vikings will continue to build upon with a backfield featuring Adrian Peterson, Toby Gerhart and a veteran offensive line. In his past 6 seasons of coaching, Davidson's teams have had 4 performances of 1,000+ yards on hte ground. Davidson has a background as a versatile lineman who was a full-time starter at LT and LG for Denver in 1991 and 1992 respectively, winning the AFC West title in 1991 and advancing to the AFC Championship game. Davidson's been a part of winning programs throughout his career, claiming 5 Division titles as a coach with New England and Carolina, and helping New England take home the Lombardi Trophy in Super Bowls XXXVI, XXXVIII and XXXIX.

During his 4 seasons in Carolina the team claimed the 2008 NFC South title with a 12-4 mark and established the Panthers ground game as one of the NFL's best. The Panthers were led on the ground by DeAngelo Williams and Jonathan Stewart, who powered their way into the record books in 2009 by both breaking the 1,000-yard mark. Stewart going for 1,133 and Williams posting 1,117. In 2008, Williams ran for a franchise-record 1,515 yards and 18 rushing TDs. Stewart set a franchise record with 206 yards rushing against the NY Giants in 2009 and Williams post 186 yards against Tampa Bay in 2008 for the 2nd-best mark in team history. The Panthers struggled for consistency at QB in 2009 and 2010, starting 4 different QBs over the 2-year span.

Davidson had a pair of offensive linemen earn Pro Bowl honors- Ryan Kallil at center in 2009 and Jordan Gross at tackle in 2008. Williams earned Pro Bowl trips in 2008 and 2009 and was joined by WR Steve Smith in 2008.

Prior to taking on the role of offensive coordinator, Davidson honed his skills as a position coach with Cleveland and New England. He coached the Browns offensive line in 2005-06 and oversaw a unit that paved the way for Reuben Droughns to rush for 1,232 yards, breaking a 20-year streak without a Browns 1,000-yard rusher. The shuffled offensive line also protected rookie QB Charlie Frye as he took over under center for veteran Trent Dilfer. During the 2006 season, Davidson was named the Browns offensive coordinator early in the season and his game plans helped TE Kellen Winslow and WR Braylon Edwards reel in 89 and 61 receptions respectively.

Davidson gained the most experience of his coaching career during 8 seasons with New England from 1997-2004,

working under head coach Pete Carroll for the opening 3 seasons before Bill Belichick took over the team in 2000. Tutoring the Patriots TEs in 1997 he saw Ben Coates lead the team with 66 catches and earn a Pro Bowl berth. In 2001, in Belichick's 2nd year at the helm, the club won Super Bowl XXXVI over St. Louis, starting a remarkable streak of 3 Super Bowl wins in 4 seasons, claiming Super Bowl XXXVIII against Carolina after the 2003 season and Super Bowl XXXIX over Philadelphia after the 2004 campaign.

Following a 4-season NFL playing career that was cut short by injury, Davidson broke into coaching with New Orleans as a volunteer assistant and offensive assistant with the Saints in 1995-96. Davidson played his final NFL season for New Orleans in 1994 after beginning his career as a 5th-round draft pick by Denver in 1990. In 1991 and 1992 he was a 16-game starter for the Broncos as LT and LG respectively, helping the team advance to the AFC title game in 1991 while protecting Hall of Famer John Elway's blind side. Davidson was part of the 1990 Broncos draft class that included 7th-round TE Shannon Sharpe.

Davidson was an All-Big Ten honoree as a senior at Ohio State when he served as a team captain. Davidson was a player for the Buckeyes when Vikings assistant coach Fred Pagac served on the OSU staff and was teammates with Chris Spielman, brother of Vikings Vice President of Player Personnel Rick Spielman. A member of a strong football family, Davidson's father was an All-America and team captain at OSU and his brother was a LB for the Buckeyes, coached by Pagac. Jeff and wife, Judi, have sons, Nick and A.J.

## DAVIDSON'S BACKGROUND

### Player

1986-89.....Ohio State // OL  
1990-92.....Denver Broncos // OL  
1994.....New Orleans Saints // OL

### Coach

1995-96.....New Orleans Saints  
1997-2004.....New England Patriots  
2005-06.....Cleveland Browns  
2007-10.....Carolina Panthers  
2011.....Minnesota Vikings



## KARL DUNBAR

### DEFENSIVE LINE

Coaching Experience 16th Season

NFL Experience 12th Season (7 coaching, 5 playing)

Vikings Experience 6th Season

Traditionally a strength of the Vikings defense, the defensive lines of the past 5 seasons under Karl Dunbar have earned a place in team lore for being equally as tough against the run as they are at rushing the passer. The foundation of the Vikings defense has been recognized annually with All-Pros and Pro Bowlers.

One of the keys to a successful defense is stopping the run, and the Vikings have been very good at that over the past 5 seasons. They led the NFL in rushing defense from 2006-08, ranked 2nd in 2009 and 9th in 2010. The Vikings finished 8th in total defense in 2010, the 3rd year in a row finishing in the NFL's top 10 after finishing 6th in both 2008 and 2009, marking the first time since 1992-94 that the Vikings ranked in the NFL's top 10 for three-straight seasons.

Under Dunbar's direction, the Vikings have had 3 different linemen, Pat Williams, Kevin Williams and Jared Allen, earn Pro Bowl honors. Kevin Williams and Allen were both named Associated Press All-Pros in 2009.

Dunbar's tenure with the Vikings is his 2nd as a coach in the NFL after he worked as a defensive line coach for the Chicago Bears in 2004. An 8th-round draft choice by the Pittsburgh Steelers and legendary head coach Chuck Noll in 1990, Dunbar went on to play with New Orleans (1992-93) and Arizona (1994-95). He also spent a season each with Orlando and Rhein in the World League.

The Vikings defensive line flexed its muscle in 2009, leading the NFL in sacks with 48 and ranking #2 against the run. The Vikings allowed only 5 rushing TDs, tied for the best total in the NFL. The line benefited from the emergence of DE Ray Edwards, who ranked 2nd on the team with 8.5 sacks and set a Vikings playoff record with 3.0 sacks against Dallas in the NFC Divisional Playoff win. Allen became only the 2nd player in NFL history, joining Hall of Famer Reggie White, to post at least 14.0 sacks in 3 straight seasons.

The 2008 Vikings became the 1st NFL club since the 1970 AFL-NFL merger to rank #1 in rushing defense for 3 straight seasons. By acquiring Allen via trade, the standout DT tandem of Kevin Williams and Pat Williams became even more effective. The trio all earned Pro Bowl honors in 2008, the 1st trio of Vikings defensive linemen to be recognized since 1969 and the days of the Purple People Eaters.

The Vikings pass rush in 2008 was keyed by Allen's 14.5 sacks, the most by a Viking since 1997. Kevin Williams tied for the sack lead among NFL DTs with 8.5, his best total since 2004. The benefit was seen in the Vikings total defense ranking #6 in the NFL, the highest mark for the club since the 1994 season.

In 2007, the Vikings held opponents to 1,185 yards on the ground, or an average of 74.1 yards per game. The Vikings' tough interior was anchored by DTs Kevin Williams and Pat Wil-

liams, who both earned Pro Bowl honors for the 2nd-consecutive season. Kevin Williams notched his 4th career interception, setting a team record for the most career INTs by a defensive lineman.

The outstanding 2007 performance came on the heels of a record-setting 2006 season when the Vikings defense allowed just 985 rushing yards, or 61.6 yards per game. That total set a team record and ranked 2nd in the NFL since the 1970 merger behind only the Baltimore Ravens' 970 yards allowed in 2000.

As the assistant head coach/defensive line coach in 2005 for his alma mater, LSU, Dunbar was reunited with head coach Les Miles, whom he worked under at Oklahoma State in 2002-03. The Tigers won the SEC West in 2005 and upset Miami in the Peach Bowl to end the season.

The 2005 season was Dunbar's 2nd tour of duty at LSU, as he had previously worked with the Tigers' strength and conditioning program in 2000-01. He returned to the Tigers in 2000 under head coach Nick Saban and helped kick-start the team to an 8-4 finish and a win in the Peach Bowl. The following season the squad went 10-3, won the SEC title for the 1st time since 1986 when Dunbar was a freshman defensive lineman, and won the Sugar Bowl. In 7 seasons as a player and coach with LSU, Dunbar helped amass a 60-24-1 record, win a pair of SEC titles and play in 6 bowl games.

During Dunbar's 1st stint in the NFL with the Bears in 2004, he helped tutor a young and talented line that included rookie 1st-round pick Tommie Harris and 2nd-rounder Tank Johnson. Harris started all 16 games, the first Bears DT to accomplish the feat since 1975. The Bears' ranked #2 in the NFL in total defense in 2005 and saw Harris earn a Pro Bowl berth.

Dunbar tutored Vikings' All-Pro DT Kevin Williams at Oklahoma State during his senior season and helped him become the 1st OSU defensive lineman to be a 1st-round draft pick (9th in 2003) since Leslie O'Neal (8th in 1986).

A standout player at LSU, Dunbar was a starter for his final 3 seasons and earned 2nd-Team All-SEC acclaim as a senior in 1989. Dunbar was part of Tiger teams that won or shared a pair of SEC titles in 1986 and 1988, posted a 31-15-1 record and played in the Sugar, Gator and Hall of Fame bowls. As a senior in 1989, Dunbar was LSU's co-captain with QB Tommy Hodson. He was also a linemate at LSU with former Vikings Pro Bowler Henry Thomas.

Dunbar (5/18/67) graduated from LSU with a bachelor's degree in criminal justice. He and wife, Pamela, have 3 children - Karmichael MacKenzie II, Mickel Angelle and Nickolette Alyse.

#### DUNBAR'S BACKGROUND

##### Player

- 1986-89..... Louisiana State University // DL
- 1990..... Pittsburgh Steelers // DL
- 1992-93..... New Orleans Saints // DL
- 1994-95..... Arizona Cardinals // DL

##### Coach

- 1996..... Opelousas (LA) High
- 1997..... Beau Chene (LA) High
- 1998-99..... Nicholls State
- 2000-01..... Louisiana State
- 2002-03..... Oklahoma State
- 2004..... Chicago Bears
- 2005..... Louisiana State
- 2006..... Minnesota Vikings

### CREATING TURNOVERS

The Vikings defensive line has shown a knack for creating turnovers, as evidenced by current linemen Jared Allen and Kevin Williams sharing the team record for interceptions by a defensive lineman. Allen had two INTs in 2010, including a 36-yard interception returned for a TD at Detroit.

#### Interception By a Defensive Lineman, Season - Vikings

Player	Interceptions
1t. Jared Allen, 2010.....	2
1t. Kevin Williams, 2007.....	2
1t. Tim Newton, 1985.....	2

## RYAN FICKEN

**ASSISTANT WIDE RECEIVERS**  
**Coaching Experience 8th Season**  
**NFL Experience 5th Season**  
**Vikings Experience 5th Season**



Ryan Ficken enters his 5th season with the Vikings offense in 2011 and will continue to assist veteran WRs coach George Stewart.

Second-year receiver Percy Harvin improved on his rookie season in 2010. At just 21 years old, he became the youngest player in franchise history to lead the team in receiving with 871 yards on 71 catches and 5 TDs.

In 2009, WRs Sidney Rice and Harvin had breakout seasons for the Vikings. Both players were honored as Pro Bowlers and Harvin became the 2nd Viking in 3 seasons to be named NFL Offensive Rookie of the Year. Rice developed as a playmaker and became only the 3rd Vikings' WR to post a 1,300-yard receiving season. Harvin tied for the NFL lead among rookies in receptions and yards and ranked 2nd in team history with 60 catches as a rookie.

In 2007 and 2008, the Vikings RBs were able to showcase their skills and combine the talents of Adrian Peterson and Chester Taylor. In 2008, Peterson led the NFL with 1,760 yards rushing and Taylor led all NFL RBs with 25 catches on 3rd down. Peterson became the 1st Vikings RB to lead the NFL in rushing and Taylor's 45 catches were a career high.

The 2007 Vikings offense ranked #1 in the NFL in rushing offense. Peterson had a legendary rookie year, including breaking the NFL's single game rushing record after going for 296 yards against San Diego on 11/4/07 and earning NFL Offensive Rookie of the Year. Peterson finished with 1,341 yards, 12 TDs and was named the Pro Bowl MVP.

Ficken served as an offensive graduate assistant with UCLA in 2006. He worked extensively with Jim Colletto and the offensive line. Ficken broke down opponents' game film, gave

opponent reports to the offensive staff and coached the defensive scout team.

Prior to his work with the offense, Ficken was a graduate assistant in the football operations department where he acted as the NFL scout liaison and tracked opponents' personnel during games. He was as an assistant to the recruiting coordinator, playing a big part in the 2006 recruiting class that ranked in the top 10 nationally. From 2004-2005, Ficken was a volunteer coach at UCLA, focusing primarily on the defense and the secondary.

Ficken earned his bachelor's in business administration from ASU. He was a member of the Sun Devils football team for 2 seasons and received the Scholar-Athlete Award and was a member of Gamma Beta Phi, the National Scholastic Honor Society.

Ficken is currently finishing graduate school to obtain a masters in comparative education at UCLA. Ficken and wife, Andrea, reside in Eden Prairie.

### FICKEN'S BACKGROUND

#### Player

1998-99..... Arizona State University // WR

#### Coach

2004-06..... UCLA

2007- ..... Minnesota Vikings

## HOW THE VIKINGS GOT THEIR NAME

### From the 1961 Minnesota Vikings Radio, TV and Press Guide

When Bert Rose was selected as General Manager, one of the first steps he took was to recommend to the Board of Directors that the club be nicknamed the "Vikings."

A nickname should serve a dual purpose, he said. First, it should represent an aggressive person or animal imbued with the will to win. Secondly, if possible, it is desirable to have it connote the region that the particular team represents.

The "Vikings" scores well on both points. Certainly, the Nordic Vikings were a fearless race. Following many years of victories in the British Isles and France, under Erik the Red, they sailed in open boats across the North Atlantic seeking new peoples to conquer. Their entire history is punctuated with the aggressive desire and will to win.

While Minnesota is populated by the descendants of settlers from many nations, the area has a rich Nordic lore, perhaps due to the mythology of Paul Bunyan and his Blue Ox, perhaps due to the preponderance of the "sons" and "sens" in the phone book. The Vikings, too, were Nordics; hence the name represents in a large part the solid stock of people who call Minnesota their home.







## JEFF IMAMURA

**ASSISTANT LINEBACKERS**  
**Coaching Experience 13th Season**  
**NFL Experience 6th Season**  
**Vikings Experience 6th Season**

Jeff Imamura returns to the Vikings in 2011 for his 6th season on the coaching staff. His primary duties include working directly with Defensive Coordinator Fred Pagac on day-to-day defensive operations and activities, assisting in coaching the LBs and generating comprehensive scouting reports on opponents.

The Vikings LBs were the most consistent unit for the defense in 2010. Chad Greenway led the team in tackles for the 3rd-straight season and ranked 1st in the NFC and 4th in the NFL in total tackles. Captain E.J. Henderson returned from a gruesome leg injury that ended his 2009 season to start all 16 games and earn a trip to the Pro Bowl. The defense finished in the NFL's top 10 in total defense (8th) for the 3rd year in a row and ranked in the top 10 against the run (9th) and the pass (10th).

In 2009, the Vikings LBs played at a high level and were a key part of the #6 ranking in total defense the club posted for the 2nd-straight year. The Vikings had not been in the NFL's top 10 for total defense in consecutive seasons since 1993-94. The LB unit had to overcome Henderson's season-ending injury, but were able to prepare rookie 5th-round draft pick Jasper Brinkley to start the final 4 regular season games and both playoff contests. Greenway led the team in tackles and joined Ben Leber in making plays against the run and pass. The duo combined for 4 INTs and 3.5 sacks during the regular season and playoffs.

The 2008 Vikings made dramatic strides from 2007 despite having to overcome the loss of key starters to injury, challenging the coaching staff to prepare backups to take on bigger roles. The Vikings defense ranked #6 in the NFL for total defense, the highest finish since 1994 for the team and a 14-position jump from the previous year. A key part of the 2008 Vikings defense taking a step forward was the emergence of Greenway as a total defender. In his 2nd year as a starter, Greenway led the team with 150 tackles and notched 5.5 sacks.

The 2007 Vikings LBs thrived in the NFL's #1 rushing defense as Henderson led the team with 155 total tackles and 4.5 sacks, while Greenway and Leber finished directly behind Henderson in total tackles with 130 and 88, respectively. Overall, the Vikings linebackers finished with 373 tackles, 9.5 sacks, 3 INTs, 6 FFs and 7 FRs.

The 2006 Vikings finished #8 in total defense and #1 against the run for only the 3rd time in team history. The team had not cracked the top 10 in total defense since 1994 but the Vikings defenders became a calling card as the team set a franchise record and posted the 2nd-lowest rushing yards allowed by an NFL team since the 1970 merger at 985 yards, an average of 61.6 per game.

Before joining the Vikings, Imamura coached OLBs at Saginaw Valley (MI) State University in 2003. He helped build the Cardinals' defense into a national leader as the unit ranked 7th in the country in scoring, 12th in turnover margin and 22nd in the country in passing. The Cardinals' OLBs accounted for over 60 percent of the team's sacks on the season. SVSU won the Great Lakes Conference regular season title with an 11-0 record, finished the regular season ranked #1 in the nation and advanced to the NCAA Division II quarterfinals for only the 2nd time in the school's history.

Imamura spent the previous 3 seasons (2000-02) at Northern Arizona University as the defensive line coach. In 2002, the Lumberjacks ranked 15th in the nation in rushing defense and 2nd in the conference with 39.0 sacks. NAU advanced to the Division I-AA playoffs in 2001 for only the 2nd time in school history.

A 1997 graduate of Texas Christian University, Imamura got his start in the coaching profession at TCU as a defensive assistant from 1997-99, where he assisted the Horned Frogs' DBs coach and defensive coordinator. TCU beat USC in the 1998 Sun Bowl to earn the school's 1st bowl victory since the 1957 Cotton Bowl, and in 1999 earned a share of the WAC title and another bowl bid.

Imamura earned his degree in finance at TCU. Imamura and wife, Reagan, reside in Eden Prairie.

### IMAMURA'S BACKGROUND

**Coach**  
1997-99 ..... Texas Christian University  
2000-02 ..... Northern Arizona University  
2003 ..... Saginaw Valley State University  
2006- ..... Minnesota Vikings

## GOPHERS THE STANDARD IN PRODUCING PLAYERS

In the history of the Vikings franchise, a pair of schools have led the way in producing the most players to suit up for the team. Since the inception of the team, 28 University of Minnesota Golden Gophers have played for the Vikings, matched only by USC. Some of the Vikings early stalwarts were products of the UofM, including future Hall of Famer Carl Eller, who was taken in the 1964 Draft with the #6 overall choice by the Vikings. The 1964 draft class also yielded another building block of the great Vikings teams that excelled under Bud Grant, who earned his place in Gophers legend as a 3-sport star. The Vikings selected Bloomington, MN product Milt Sunde in the 20th round of the 1964 draft, the final player taken by the team (#271) that season. Sunde beat the odds from a 20th-round pick to become a key component of the Vikings lines. He went on to play in 146 games for the Vikings from 1964-74.

Not only have Minnesota, USC and Ohio State produced the most Vikings players, but they have also been among the best of the best on the field. Of the 13 players in the Vikings Ring of Honor, 5 have come from those schools - Eller (Minnesota) and Ron Yary (USC) join Jim Marshall (OSU), Korey Stringer (OSU) and Cris Carter (OSU).

### SCHOOLS PRODUCING THE MOST VIKINGS:

Minnesota (28)  
Southern California (28)  
Ohio State (19)



Doug Kingsriter is one of the 28 former Golden Gophers who have played for the Vikings.

KICKOFF  
EXECUTIVES  
STAFF  
COACHES  
PLAYERS  
ROOKIES  
2010 SEASON  
RECORDS  
PLAYOFF RECORDS  
HISTORY  
EXTRA POINTS

# CRAIG JOHNSON



## QUARTERBACKS

Coaching Experience **29th Season**

NFL Experience **12th Season**

Vikings Experience **1st Season**

Veteran coach Craig Johnson will mentor the Vikings QBs in 2011 and brings 20 seasons of experience working with veteran and rookie QBs and elevating their performances. Johnson enters his 12th season on an NFL sideline in 2011 and has coached QBs for 20 seasons, most recently on staff with the Tennessee Titans from 2000-10. During his tenure as QBs coach with the Titans he was able to guide Steve McNair, Vince Young and Kerry Collins all to Pro Bowl seasons.

Johnson was able to work with McNair as he earned NFL Co-MVP in 2003 and Young as he claimed 2006 NFL Offensive Rookie of the Year honors. In 2008, Collins was pressed into action after an injury in the season opener and responded with one of his career-best seasons, leading the team to a 12-3 mark as the starter and returning to the Pro Bowl. McNair earned Pro Bowl honors in 2000, '03 and '05 and was recognized as Co-MVP of the League, the 1st QB in franchise history to earn the award and the 2nd player in club history. Keeping backup QBs well-prepared was hallmark to the Titans success and Johnson was able to insert Billy Volek into the starting lineup in 2004 for 7 games where he posted an 18-10 TD-INT ratio and completed 61.1% of his passes with an 87.1 passer rating.

During his tenure with Tennessee the team won 3 AFC South titles and made the playoffs 5 times overall with 3 different starting QBs leading the team to the playoffs over those 5 seasons. In 2010 Johnson was promoted to Assistant Head Coach/RBs after a late-preseason staff shuffle. Perennial Pro Bowler Chris Johnson ran for 1,364 yards and led the team with

44 catches while backup 2nd-year man Javon Ringer averaged 4.7 yards per carry in a limited role.

Before he joined the Titans staff, Johnson honed his skills as a collegiate QBs and RBs coach from 1983-99, working at Maryland (1997-99), Northwestern (1992-96), Virginia Military Institute (1989-91), Rutgers (1986-88) and Army (1985). Johnson was a graduate assistant in 1983 (Wyoming) and 1984 (Arkansas). Johnson coached the Maryland QBs and for the 1997 and '98 seasons he served as offensive coordinator. During his 5 seasons at Northwestern he helped the Wildcats win consecutive Big Ten titles in 1995-96 for the first time in team history. The 1995 Wildcats posted the 1st winning season since 1971 and earned a trip to the Rose Bowl for the 1st time since 1949. Johnson's pupil, QB Steve Schnur was a 1st-Team All-Big Ten honoree and in 1992 and '93 QB Len Williams was a 2nd-Team choice.

Johnson came to Northwestern from VMI where he was Offensive Coordinator/QBs coach and helped the school lead the nation in rushing in 1991. Johnson coached RBs at Rutgers for 3 seasons after a 1-year stint at Army as a part-time assistant working with the FBs. Johnson broke into coaching as a graduate assistant at his alma mater, Wyoming, in 1983. Johnson and wife, Darlene, have daughters Shelby and Sydney.

### PRO BOWL TUTOR

Johnson has coached a Pro Bowler in six of the last nine seasons, including five appearances from quarterbacks.

Player, Position	Pro Bowl Season
Chris Johnson, RB	2010
Vince Young, QB	2009
Kerry Collins, QB	2008
Vince Young, QB	2006
Steve McNair, QB	2005
Steve McNair, QB*	2003

\*Named NFL Co-MVP in 2003

### JOHNSON'S BACKGROUND

<b>Player</b>	1979-82	Wyoming // QB
<b>Coach</b>	1983	Wyoming
	1984	Arkansas
	1985	Army
	1986-88	Rutgers
	1989-91	Virginia Military Institute
	1992-96	Northwestern
	1997-99	Maryland
	2000-10	Tennessee Titans
	2011-	Minnesota Vikings

### THE EVOLVING SYMBOL OF THE NFL

The NFL shield, one of the most recognizable symbols in the sports world, underwent a stylistic upgrade during the 2008 offseason. The new font and design changes pay homage to the history of the League and the logo while turning an eye forward on the future. As the NFL enters its 91st season in 2010 the new shield symbolizes the progress of the league over those decades and the excellence that has laid the foundation for the modern NFL.

Adjustments to the logo include 8 stars representing the 8 Divisions in the NFL and the design of the football reflects the design of the football atop the Vince Lombardi Trophy. The blue color is darker and bolder than past shields and the shape has been refined over past versions.





# JIMMIE JOHNSON

## TIGHT ENDS

**Coaching Experience 11th Season**

**NFL Experience 16th Season (6 Coaching, 10 Playing)**

**Vikings Experience 6th Season**

Entering his 6th season with the Vikings' coaching staff in 2011, Johnson brings a blend of NFL expertise as both a player and as a coach which has proved to be a valuable asset. During his decade in the NFL as a player, Johnson was committed to the art of blocking, helping pave the way for 1,000-yard rushers in 8 of his 10 seasons.

The position will benefit in 2011 from the addition of rookie Kyle Rudolph, the #43 overall pick in the Draft and the 1st TE drafted this season. He becomes the 2nd-highest drafted TE in team history.

The Vikings TEs have shown their versatility in recent years with Visanthe Shiancoe's performance moving him into 4th in the NFL among TEs with 20 TDs from 2008-10 and he's ranked 2nd in Vikings history by a TE with 21 career scores. Jim Kleinsasser responded in 2010 with 17 receptions, his most since 2005 and both TEs rank in the top 5 in team history for career receiving yards at the position- Shiancoe 2nd with 2,015 and Kleinsasser 4th with 1,684.

The Vikings emergence as a passing force in 2009 was helped greatly by Shiancoe taking on a bigger role in the offense and proving his value by setting a new Vikings record for TEs and ranked 2nd in the NFL among TEs with 11 TD catches.

Along with Shiancoe's value in the passing game, the TE group features a rugged run blocker in Jim Kleinsasser and the versatile Jeff Dugan, who sees time in the backfield and at TE.

The Vikings TEs hauled in 13 TD passes in 2009, just 6 fewer TD passes than the Vikings WRs combined for during the season. The unit played a big part in blocking for Adrian Peterson as he ran for 1,383 yards and set a new Vikings record with 18 rushing TDs.

In 2008, Johnson saw Shiancoe develop as a top-tier NFL TE. Shiancoe led the NFC and tied for 3rd among TEs in the NFL with 7 TD receptions. The 7 scores came up just 1 shy of the Vikings single-season record for TEs held by Joe Senser (8 in 1981). Shiancoe set new career highs in all major statistical categories with 42 receptions for 596 yards to go along with his 7 TDs. He also had a day for the records books, when he tied the Vikings single-game scoring mark for a TE with 2 TDs and matched the 2nd best effort by a Vikings TE with 136 yards vs. Atlanta (12/21/08). While Shiancoe racked up the accolades through the air, Kleinsasser continued to show his value in the running game as he helped pave the way for Adrian Peterson to finish the year as the NFL's rushing king and earn in his 2nd Pro Bowl berth in as many seasons. Peterson set records for single-season rushing yards (1,760) and games of 100+ yards (10) en route to becoming the 1st Viking to lead the NFL in rushing.

In 2007, Kleinsasser and Shiancoe assisted the Vikings record-setting rushing attack and contributed in the passing game. In Shiancoe's 1st season with the Vikings, he finished with career highs in every category as he hauled in 27 receptions for 323 yards and 1 TD. He caught the longest pass by a Vikings' TE in team history, a 79-yarder on a reverse by WR Sidney Rice. Kleinsasser, who was recognized for his unselfish blocking with a spot on the USA Today's All-Joe Team, added 4 catches for 43 yards and a TD.

In 2006, Johnson's TE corps helped newly-acquired Taylor run for 1,214 yards in his 1st season as a full-time starter. Taylor's total ranked as the 4th-highest single-season mark in Vikings' history. Jermaine Wiggins tied for 2nd on the team with 46 receptions.

During his 10 NFL seasons as a tight end, Johnson spent time with Washington, Detroit, Kansas City and Philadelphia. Originally selected in the 12th round of the 1989 NFL Draft by the Washington Redskins, he was a long-shot rookie who not

only made the final squad, but also went on to play in all 16 games that year. While with the Redskins, Johnson played under the legendary Joe Gibbs and was part of teams that went 34-14 in regular season action and 4-1 in the playoffs. He was a member of the 1991 Redskins team that reached the pinnacle of the NFL, winning Super Bowl XXVI over Buffalo in the stadium he now calls home - the Metrodome. His best season statistically was 1990, when he caught 15 passes for 218 yards and a pair of TDs. That year he averaged 14.5 yards per catch, which trailed only Gary Clark's team-leading 14.8 average, and caught his 1st NFL TD on a 4-yard pass from Stan Humphries in a 41-38 overtime win at Detroit (11/4/90). In 1991, Johnson caught 3 passes in the opening 6 games, including 2 for TDs from Mark Rypien in the 1st and 2nd games of the year vs. Detroit (9/1/91) and at Dallas (10/6/91) on Monday Night Football. A neck injury suffered at Chicago (10/6/91), however, placed Johnson on injured reserve for the rest of the Redskins championship season.

Following his 3 seasons with Washington, Johnson joined the Lions in 1992 as a Plan B free agent and went on to start 10 of the 22 games he played from 1992-93 under head coach Wayne Fontes. After his release by Detroit in November 1993, Johnson joined Kansas City and head coach Marty Schottenheimer for the 1994 season. That year the Chiefs played against the Vikings in the preseason game held in Tokyo and went on to ride Hall of Famers Joe Montana and Marcus Allen to a 9-7 record and a berth in the playoffs. Johnson played in 7 games and started 1 that season.

In 1995, Johnson moved on to Philadelphia where he enjoyed his most productive seasons as part of the 2-TE power running game employed by the Eagles. Johnson blocked for Ricky Watters as he earned Pro Bowl berths in 1995 and '96 while breaking the 1,000-yard mark each season from 1995-97. In 1996, Watters set the Eagles team record for attempts with 353, the 2nd-most yards in team history with 1,411, and the 2nd-most rushing TDs with 13. The Eagles took NFC east runner-up honors in 1995 and '96 while advancing to the playoffs both seasons under Ray Rhodes. During that time, Johnson started 18 of the 51 games he played and had a career best 18.1-yard receiving average in 1996, when he caught 7 passes for 127 yards. His final NFL TD came from QB Bobby Hoying vs. Cincinnati (11/30/97).

As a player, Johnson was durable, seeing action in all 16 games in 6 of his 10 seasons. He finished his career with 61 catches for 723 yards and 5 TDs while playing in 5 postseason games. He also blocked for 1,000 yards rushers in 8 of his 10 NFL seasons, helping Earnest Byner break the 1,000-yard mark and earn Pro Bowl honors in 1990 and 1991. Barry Sanders repeated the feats in Detroit in 1992 and '93, and in Philadelphia, Johnson helped Watters get over the 1,000-yard plateau in 1995, '96 and '97. Johnson finished his career clearing the way for Deuce Staley in 1998, who gained 1,000+ yards in only his 2nd NFL season.

After his playing days were over, Johnson entered coaching, beginning his career as the running backs coach at South Carolina State in 2001, where he helped the Bulldogs finish 6-5. He then held the offensive coordinator position at Shaw University in 2002 before becoming offensive coordinator/QBs coach at Texas Southern in 2004 and 2005. Johnson had an immediate impact in both positions. In 2005 at TSU, Johnson helped develop sophomore RB Brent Wilson into a 1st-Team All-SWAC performer with 1,032 rushing yards, 10 rushing TDs and 1 receiving TD. Wilson became the 1st TSU player to break the 1,000-yard mark since 1998 and was the lone sophomore

KICKOFF  
EXECUTIVES  
STAFF  
COACHES  
PLAYERS  
ROOKIES  
2010 SEASON  
RECORDS  
PLAYOFF RECORDS  
HISTORY  
EXTRA POINTS

on offense to earn 1st-Team honors after making a dramatic improvement over his freshman season when he finished with 16 rushing yards. At Shaw, Johnson helped resurrect the Bears football program that had been discontinued since 1978.

Johnson attended Howard, where he earned his bachelor's degree in consumer studies. As a senior he was an All-Mid-Eastern Athletic Conference choice after hauling in 31 receptions for 546 yards and 9 TDs. For his college career, Johnson finished with 16 TDs and 1,229 receiving yards on 73 catches.

A native of Augusta, GA, Johnson attended T.W. Josey High School. He and his family reside in Shakopee.

## JOHNSON'S BACKGROUND

### Player

1985-88 ..... Howard // TE  
 1989-91 ..... Washington Redskins // TE  
 1992-93 ..... Detroit Lions // TE  
 1994 ..... Kansas City Chiefs // TE  
 1995-98 ..... Philadelphia Eagles // TE

### Coach

2001 ..... South Carolina State  
 2002-03 ..... Shaw University  
 2004-05 ..... Texas Southern University  
 2006- ..... Minnesota Vikings



## DIRON REYNOLDS

### ASSISTANT DEFENSIVE LINE

Coaching Experience 15th Season

NFL Experience 9th Season

Vikings Experience 3rd Season

Diron Reynolds returns in 2011 for his 3rd season working with the Vikings defensive line and will attempt to build on the progress made the past few seasons.

Over the past few seasons the strength of the Vikings defense has been stopping the run, and 2010 was no different as they held opponents to 102.2 rushing yards per game, ranking 9th in the NFL. The Vikings finished 8th in total defense, the 3rd year in a row that they finished in the NFL's top 10 after finishing 6th in both 2008 and 2009. It marked the first time since 1992-94 that the Vikings ranked in the NFL's top 10 in total defense for three-straight seasons.

In 2009, the Vikings led the NFL with 48.0 sacks and had breakout performances by several players. Along with perennial All-Pro performers Jared Allen and Kevin Williams, the team got a career-best performance from DE Ray Edwards and DT Jimmy Kennedy excelled in his role providing depth to the interior line. Edwards had a career-high 8.5 sacks in the regular season and tied a Vikings playoff record with 3.0 sacks vs. Dallas in the NFC Divisional Playoff win. The Vikings defense set a new team playoff record with 6.0 sacks against the Cowboys. Kennedy matched his career-high with 3.0 sacks in the regular season and added another in the playoffs.

Prior to joining the Vikings, Reynolds was the defensive line coach for the Miami Dolphins during the 2007 season. While with Miami, Reynolds' line created a pass rush that helped the Dolphins rank 4th in the league in passing yards allowed. Dolphin's DE Jason Taylor recorded his 6th double-digit sack season (11.0) and 6th trip to the Pro Bowl. Reynolds took part in the 1st regular season NFL game played away from North America when the Dolphins took on the Giants in London on 10/28/07.

Reynolds spent 5 seasons (2002-2006) working as a defensive quality control coach for the Indianapolis Colts under current Vikings head coach Leslie Frazier (2005-2006) and former Vikings assistant Tony Dungy. During his time in Indy the team compiled a 60-20 record (.750), posting double-digit wins every season, and captured the AFC South crown 4 out of his 5 seasons. The Colts tallied the most wins in franchise history with 14 in 2005. They also went 7-4 in the post-season during Reynolds' tenure, capturing the Lombardi Trophy by defeating the Chicago Bears in Super Bowl XLI for the team's 1st title since 1970. The Colts defense twice ranked 2nd in the NFL in passing yards allowed (2002 and 2006) and recorded the 4th-best sack total in the NFL in 2004.

Before moving to the NFL, Reynolds spent 5 seasons working in the collegiate ranks. He spent the 2001 season tutoring

DTs at Indiana University following a 4-year stint with his alma mater Wake Forest (1997-2000).

In 2001, the Hoosiers saw significant improvement on the defensive side of the ball. The 2001 team improved by 2 wins and cut the number of games allowing 30+ points by more than half, from 9 in 2000 to just 4 in 2001.

Reynolds got his 1st taste of coaching on a major stage when he joined his alma mater as a graduate assistant for the 1997 and 1998 seasons. In 1997, the Demon Deacons set a school record for rushing yards allowed per game with just 96.1 while also holding opponents to only 23.0 points per game. After being hired on full-time as the DLB coach for the Deacons in 1999, Reynolds helped Wake Forest produce one of the top defenses in the nation and the best in school history since the 1976 season. The Deacons defense finished the year ranked in the top 35 nationally in every statistical category and earned their 1st bowl berth since 1992, defeating Arizona State in the Aloha Bowl.

Before returning to Wake Forest, Reynolds spent 2 years coaching football, basketball, and track at Brooklyn-Cayce High School in South Carolina.

As a collegian, Reynolds played LB and was a key contributor on special teams for Wake Forest from 1990-1993. Reynolds was a member of the Deacons' 1992 campaign as they advanced, and won, their 1st bowl game (Independence Bowl) since the 1979 season and finished the season ranked in both the AP and Coaches Top 25 polls for the 1st time since 1979.

Reynolds grew up in Aiken, S.C., and earned his bachelor's degree in communications from Wake Forest along with a Master's in liberal studies. His brother Jamal played DE for the Green Bay Packers, where he was a 1st-round draft pick, and brother Rashad played LB at Rice University. His father, William, was a DE at the South Carolina State. He resides with his family in Eden Prairie.

## REYNOLDS' BACKGROUND

### Player

1989-93 ..... Wake Forest // LB

### Coach

1994-95 ..... Brooklyn-Cace (SC) High School  
 1997-2000 ..... Wake Forest  
 2001 ..... Indiana  
 2002-06 ..... Indianapolis Colts  
 2007 ..... Miami Dolphins  
 2009- ..... Minnesota Vikings





## JAMES SAXON

### RUNNING BACKS

Coaching Experience 15th Season

NFL Experience 19th Season (11 Coaching, 8 Playing)

Vikings Experience 1st Season

In charge of the Vikings' running backs this year will be NFL coaching veteran James Saxon, entering his 11th season in the League. A former NFL RB himself, Saxon joins the Vikings after spending time with the Buffalo Bills, Kansas City Chiefs and most recently the Miami Dolphins. Saxon has guided RBs to 8 Pro Bowls during his 11 seasons coaching the position and has had a RB break the 1,000-yard mark 6 times.

While in Miami for the past 3 seasons Saxon tutored Pro Bowlers Ronnie Brown and Ricky Williams. In 2009, the Dolphins had the NFL's 4th ranked rushing attack with 139.4 yards per game. Williams and Brown added a wrinkle into the Dolphins offensive game plan by using the Wildcat formation as a change-of-pace. Williams rushed for a team-best 1,121 yards in 2009.

In Kansas City, Saxon found tremendous success with 3 of the franchises top backs. During Saxon's 7 years in KC he helped 3 players (Priest Holmes, Tony Richardson and Larry Johnson) to 7 total Pro Bowls. Holmes and Johnson combined to break the 1,000-yard mark 5 times during his tenure. Holmes and Johnson are ranked #1 and #2 in Chiefs career yardage at 6,070 and 6,015 yards respectively and the duo have the top 4 single-season rushing yardage totals in franchise history- led by Johnson's team-record 1,789 yards in 2006. Holmes holds the team mark for single-season TDs with 27 in 2003 and career TDs with 83 (76 rushing, 7 receiving). His 27 TDs set an NFL record at the time, which has since been topped. Holmes played his entire career, 2001-07, under Saxon with the Chiefs. Johnson set the franchise record for 100-yard rushing days with 30, edging Holmes' 24.

Saxon entered the NFL in 2000 and was a running backs coach with the Buffalo Bills. Saxon spent time with Menlo College and Rutgers before making the leap to the NFL.

Saxon entered the NFL in 1988 as a 6th round draft choice by the Kansas City Chiefs. Saxon would suit up for the Chiefs

(1988-91), Miami (1992-94) and the Philadelphia (1995) during his 8-year playing career. The South Carolina native played in 111 career games and rushed for 533 yards with 5 TDs on 145 attempts. Saxon added 69 receptions for 515 yards.

Saxon began his collegiate career at American River Junior College in California (1984-85). He would go on to spend the final two seasons at San Jose State (1986-87) where he compiled 609 rushing yards adding 9 TDs on 118 carries. He also collected 78 receptions for 732 yards and 4 TDs. While with the Spartans for two seasons Saxon also managed to throw 4 TD passes.

He attended Battery Creek High School in Burton, South Carolina. Saxon is married to his wife Shannon and their son, Devin, attends Harvard University and plays football.

### MILLENNIUM MEN

James Saxon has mentored RBs that have posted 6 seasons with 1,000+ yards on the ground in his 11 NFL seasons.

Player, Season	Yards	TDs
Priest Holmes, 2001.....	1,555	8
Priest Holmes, 2002.....	1,615	21
Priest Holmes, 2003.....	1,420	27
Larry Johnson, 2005.....	1,750	20
Larry Johnson, 2006.....	1,789	17
Ricky Williams, 2009.....	1,121	11

### SAXON'S BACKGROUND

#### Player

1984-85.....	American River JC // RB
1986-87.....	San Jose State // RB
1988-91.....	Kansas City Chiefs // RB
1992-94.....	Miami Dolphins // RB
1995.....	Philadelphia Eagles // RB

#### Coach

1997-98.....	Rutgers University
1999.....	Menlo College
2000.....	Buffalo Bills
2001-07.....	Kansas City Chiefs
2008-10.....	Miami Dolphins
2011-.....	Minnesota Vikings

### RUSHING TO THE TOP

In 11 seasons coaching running backs in the NFL, Saxon has led 6 top-10 rushing attacks.

Team, Season	NFL Rank	YPG
Miami Dolphins, 2009.....	4th	139.4
Kansas City Chiefs, 2006.....	9th	133.9
Kansas City Chiefs, 2005.....	4th	148.9
Kansas City Chiefs, 2004.....	5th	143.1
Kansas City Chiefs, 2002.....	3rd	148.6
Kansas City Chiefs, 2001.....	6th	125.5

### HEISMAN HOPEFULS

The Vikings running back group has a pair of players who were Heisman Trophy runners-up and are coached by a 3rd-place finisher. The newest addition to the position group, rookie Toby Gerhart from Stanford, finished 2nd to Alabama RB Mark Ingram in the 2009 Heisman voting in the closest vote in the history of the award. In 2004, Adrian Peterson was runner-up to USC QB Matt Leinart. Peterson became the highest finisher by a freshman in the history of the award.

#### VIKINGS IN THE HEISMAN VOTING

2009.....1 Mark Ingram, Alabama (1,304 pts); 2 **Toby Gerhart**, Stanford (1,276)  
2004.....1 Matt Leinart, USC (1,325 pts); 2 **Adrian Peterson**, Oklahoma (997)

## MATT SHELDON



**ASSISTANT DEFENSIVE BACKS**  
**Coaching Experience 14th Season**  
**NFL Experience 11th Season**  
**Vikings Experience 2nd Season**

Matt Sheldon returns for his 2nd season with the Vikings and will continue to work with the Minnesota defensive backs in 2011, his 11th season in the NFL as an assistant coach.

Before joining the Vikings, Sheldon spent the last 4 seasons coaching LBs with the Buffalo Bills. In Sheldon's debut season with the Vikings in 2010 he was able to assist veteran CB Antoine Winfield reach his 3rd consecutive Pro Bowl. The Vikings DBs were challenged to find a consistent lineup due to injuries and the coaching staff prepared young players to step into starting roles on a regular basis. The veteran savvy Winfield brought the group provided the most steady force in the unit that had to overcome the loss of CB Cedric Griffin to another season-ending knee injury in just his 2nd game of the season after returning from off-season knee surgery. His position opposite Winfield was filled by 2nd-year man Asher Allen and rookie Chris Cook. The development of 5 Husain Abdullah, a 3rd-year man who came to the Vikings as a rookie free agent was a bright spot for the club as he started 15 games and tied for the team-high in interceptions.

The Vikings defense ranked #8 in total defense and #10 against the pass. The club also limited big plays allowing just 49 plays of 20+ yards which was 4th best in the NFL.

Sheldon will work with veteran coaches Joe Woods and Fred Pagac with the Vikings defense, bringing his experience from previous stops in Buffalo and St. Louis.

With Buffalo, the Bills LBs were instrumental to the team ranking #2 in the NFL in passing defense, led by MLB Paul Posluszny who emerged as a playmaking force. Posluszny led the Bills in tackles in 2008 and 2009 after having a promising rookie season cut short by injury. In 2009, he notched a career-best 3 INTs along with 3 forced fumbles and a sack.

All 3 of the Bills regular starting LBs- Bryan Scott, Chris Draft and Posluszny- recorded at least a sack and an INT during the season after veteran Kawika Mitchell was sidelined by injury. Scott made the transition from S to LB following Mitchell's injury and ranked 3rd on the team with 78 tackles.

In 2007, under Sheldon's guidance, Posluszny entered the season as a starter at MLB, the 1st Bills rookie MLB to start a season opener since Shane Conlan in 1987.

Prior to his stint in Buffalo, Sheldon spent 2001-05 with the St. Louis Rams. His duties there were varied as he assisted special teams, defense, as well as special projects. Defensively, he assisted with both the secondary and the LBs. Prior to St. Louis, Sheldon served as a defensive graduate assistant at the University of Wisconsin (1997-99). At Wisconsin he assisted with the defensive secondary. Wisconsin's defense led the nation in 1998 and the Badgers were the first team in Big Ten history to win Rose Bowls in consecutive seasons (1998-99).

Returning to Minnesota is a homecoming for Sheldon, who played DB for the University of Minnesota after prepping at D.C. Everest High School in Schofield, WI. Sheldon and wife, Karl, have a son, Theodor and a daughter, Lilliana.

### SHELDON'S BACKGROUND

<b>Player</b>
1987-91..... Minnesota // DB
<b>Coach</b>
1997-99..... Wisconsin
2001-05..... St. Louis Rams
2006-09..... Buffalo Bills
2010-..... Minnesota Vikings

## RYAN SILVERFIELD



**ASSISTANT OFFENSIVE LINE**  
**Coaching Experience 13th Season**  
**NFL Experience 4th Season**  
**Vikings Experience 4th Season**

In 2011, Ryan Silverfield will move over to the offensive side of the ball in his 4th season with the Vikings coaching staff. He will assist Jeff Davidson coaching the offensive line.

Silverfield spent his first three seasons with the Vikings working with the defensive linemen and coach Karl Dunbar. During his 3 seasons with the Vikings defensive front the unit set the stage for top-10 defensive rankings each season from 2008-10 and landed 3 players- DE Jared Allen, DT Kevin Williams and DT Pat Williams- as regulars on All-Pro and Pro Bowl squads. The 2009 unit led the NFL with 48.0 sacks.

Prior to joining the Vikings, Silverfield spent 2 seasons at the University of Central Florida where he worked under former Vikings defensive coordinator George O'Leary. In Silverfield's 2nd season at UCF in 2007, the Knights closed the regular season with a 7-game winning streak en route to winning the Conference USA crown, the 1st conference championship in school history.

In 2005, Silverfield served as the quarterbacks coach at Jacksonville University. Before working on the JU Dolphins staff and at the age of 23, he was the head coach at Memorial Day H.S. in Savannah, GA. That opportunity followed 4 seasons as an assistant coach at his alma mater, Hampden-Sydney College in Virginia, where he began as an offensive assistant in 2000.

At the age of 20, he became the DL coach, making him one of the younger position coaches in all of college football. He held that position for 2 seasons before moving to TEs and H-backs in 2003, a season in which the Tigers went 9-1 and had the #1-ranked scoring offense in the country, averaging over 47.0 points per game.

Silverfield's coaching career began as an assistant at The Bolles School in Jacksonville in 1999. During his playing days, Silverfield helped Bolles win 2 state championships and earn the title of the #1-ranked high school team in the country by USA Today. As a senior, Silverfield was a 1st-Team All-First Coast selection after leading his team to the Florida Class 3A state title.

Silverfield graduated Cum Laude with a bachelor's degree in economics from Hampden-Sydney.

### SILVERFIELD'S BACKGROUND

<b>Coach</b>
1999..... Bolles HS
2000-03..... Hampden-Sydney
2004..... Memorial Day HS
2005..... Jacksonville University
2006-07..... Central Florida
2008-..... Minnesota Vikings

KICKOFF  
EXECUTIVES  
STAFF  
COACHES  
PLAYERS  
ROOKIES  
2010 SEASON  
RECORDS  
PLAYOFF RECORDS  
HISTORY  
EXTRA POINTS



## MIKE SINGLETARY

**SPECIAL ASSISTANT TO THE HEAD COACH/LBs**  
**Coaching Experience 9th Season**  
**NFL Experience 21st Season (9 Coaching, 12 Playing)**  
**Vikings Experience 1st Season**

When Mike Singletary and Leslie Frazier were rookie defenders for the Chicago Bears in 1981 neither could have thought their paths would eventually lead to working together on the coaching staff of the Minnesota Vikings 30 years later. But, fate and football are funny that way. The young Bears became roommates and friends in the early 1980s and are reunited now coaching an old Central Division rival.

Singletary joins the Vikings staff in 2011 as the Special Assistant to the Head Coach and will coach the LBs. Singletary's long background with Frazier during their playing days and their continued friendship will benefit the club as the Vikings enter a new era under Frazier's direction in 2011. The duo were starters and key components of the Bears legendary defense that claimed Super Bowl XX following the 1985 season.

Singletary inherits a LB unit with the Vikings that features 2010 Pro Bowl choice E.J. Henderson and returns former 1st-round pick Chad Greenway, who has led the club in tackles for the past 3 straight seasons. Greenway was recognized by teammates as the 2010 Vikings Defensive Player of the Year and Henderson served as a team captain in 2010 after making a remarkable comeback from a broken leg that ended his 2009 season. Singletary's wealth of experience as a position coach working with some of the best defenders in the game and as a standout player will continue to elevate the Vikings LBs level of performance.

Singletary understands the role Frazier is in better than most as both men started their head coaching careers on a difficult interim basis. Singletary replaced former boss Mike Nolan after 7 games during the 2008 season and led the 49ers to a 5-2 finish in the final 7 games of the season after going 0-2 to start his tenure. He was named 49ers Head Coach moving forward and led the club to an 8-8 mark in 2009, the best record since 2002. Singletary led the team for the opening 15 games of 2010 before ownership relieved him of his duties.

The 2010 49ers showcased a tough defense, ranking #13 in total defense, #6 against the run and were #7 in the NFL at forcing opposing offenses to go 3-and-out. The club dropped 4 games in the opening half of the season by a combined 11 points and rallied to a 5-5 mark in Singletary's final 10 games on the job, including a win over Denver in the NFL's International Series game played in London.

Singletary got his first taste of NFL coaching working with the inside LBs for Baltimore in 2003-04 before going with Nolan to serve as Assistant Head Coach/LBs coach for the 49ers in 2005. From 2006-08, Singletary served as Assistant Head Coach/Defense.

During his tenure in Baltimore, Singletary worked with future Hall of Famer Ray Lewis as he earned NFL Defensive Player of the Year honors in 2003. The duo shared that unique bond as Singletary had been Defensive Player of the Year in 1985 and 1988.

Singletary's focus on defense helped the Ravens rank #3 and #6 in total defense during his two seasons respectively. When he went to San Francisco with head coach Mike Nolan, the squad's defensive talent was depleted and ranked #32 in the NFL in total defense for the 2005 season. In the next 5 seasons the 49ers would climb to back-to-back #6 finishes against the run in 2009 and '10, ranking #15 and #13 in total defense respectively.

Singletary helped 49ers rookie LB Patrick Willis earn AP Defensive Rookie of the Year honors in 2007 and earn Pro Bowl honors in his opening 3 seasons, 2007-09.

Singletary's legend as a player is well chronicled over his 12-year career with the Bears. His 10 consecutive Pro Bowls stands as a franchise record and he earned 1st-Team All-Pro honors 8 times. He ranked #1 or #2 on the team in tackles in each of his final 11 seasons with the team and was inducted into the Pro Football Hall of Fame in 1998, 3 years after he earned College Football Hall of Fame honors. During his career with Chicago, Singletary was part of 6 NFC Central Division title teams and made the playoffs 7 times, including playing in 3 NFC Championship games. From 1984-88 the Bears won 5 straight Division crowns, won Super Bowl XX, played in 3 NFC title games and amassed a 62-17 regular season record, winning an average of 12 games per season.

A man of deep faith, Singletary finds motivation and meaning from the scriptures he studies daily. Sports and religion have been the foundation of Singletary's life and have led him through the toughest of times. Singletary and wife, Kim, have seven children.

### SOLIDIFYING THE DEFENSE

From the time that Singletary joined the 49ers staff in 2005, the defense showed steady improvement, becoming a solid top-15 defense in the NFL in his final three seasons.

Team	Year	NFL Rank	YPG
San Francisco 49ers.....	2010.....	13th.....	343.0
San Francisco 49ers.....	2009.....	15th.....	344.7
San Francisco 49ers.....	2008.....	13th.....	336.1
San Francisco 49ers.....	2007.....	25th.....	357.6
San Francisco 49ers.....	2006.....	26th.....	359.6
San Francisco 49ers.....	2005.....	32nd.....	403.3

### SINGLETARY'S BACKGROUND

#### Player

1977-80 ..... Baylor // LB  
1981-92 ..... Chicago Bears // LB

#### Coach

2003-04 ..... Baltimore Ravens  
2005-10 ..... San Francisco 49ers\*  
2011- ..... Minnesota Vikings

\*Interim Head Coach final 9 games of 2008. Head Coach 2009 and opening 15 games of 2010.

KICKOFF  
EXECUTIVES  
STAFF  
COACHES  
PLAYERS  
ROOKIES  
2010 SEASON  
RECORDS  
PLAYOFF RECORDS  
HISTORY  
EXTRA POINTS


## KEVIN STEFANSKI

### ASSISTANT QUARTERBACKS

Coaching Experience 7th Season

NFL Experience 6th Season

Vikings Experience 6th Season



Kevin Stefanski begins his 3rd season working with the QBs and offensive coaching staff in 2011 and enters his 6th season overall with the Vikings. Stefanski will assist QBs coach Craig Johnson and work with new Offensive Coordinator Bill Musgrave, who has a strong background coaching QBs himself.

The 2011 Vikings will welcome 1st-round pick Christian Ponder to the club, only the 3rd QB drafted by the Vikings in the 1st round in team history.

The 2010 campaign was challenging to the Vikings as injuries derailed any consistency the team could build. The team started 3 different QBs, including rookie Joe Webb for the final 2 games of the regular season on the road. The team started Brett Favre for the opening 12 games of his 20th NFL season before injuries severely limited him to 1 more start in the final 4 games. Veteran backup Tarvaris Jackson started 1 game against the NY Giants but suffered a season-ending injury in that contest. Webb relieved Favre in the 1st half of the Monday Night Football game vs. Chicago (12/20) and started the final 2 outings, engineering an upset win over NFC East champion Philadelphia on the road. Webb became only the 2nd QB in team history to win his 1st start as a rookie and ran for TDs in consecutive weeks against Chicago and at Philadelphia.

In 2009, Stefanski had a hands-on role in one of the most successful offensive seasons in Vikings history. The team improved dramatically in the passing game and developed new playmakers in prominent roles. Stefanski and the offensive staff helped veteran free agent QB Brett Favre mesh with the offense despite reporting to the team in mid-August.

Stefanski spent 2006-08 working directly with Head Coach Brad Childress on administrative duties and special projects. Stefanski became acquainted with Childress during Philadelphia Eagles training camp in 2005 while working with the team's operations department.

Stefanski spent the 2005 season at his alma mater, the University of Pennsylvania, as Assistant Director of Football Operations. He coordinated all aspects of the Quakers' day-to-day operations of the football team.

Before stepping off the field and into the administration of the team, Stefanski was a standout defensive back at Penn. A team captain as a senior in 2004, Stefanski was part of one of the most successful stretches in the history of the Quaker football program. The team won Ivy League titles in 2000, 2002 and 2003 and the squad went undefeated in league play during 2002 and 2003.

Twice honored as an Honorable Mention All-Ivy choice in 2002 and 2004, Stefanski ranked 3rd on the team in tackles as a senior. He was named Penn's Defensive Rookie of the Year as a freshman in 2000 when he had a career-high 4 interceptions. During Stefanski's tenure, the squad posted a 42-7 overall record and a 32-3 mark in Ivy play. As a senior, the team went 10-0 to become the 1st undefeated Penn team in a decade.

Stefanski (5/8/82) holds a bachelor's degree in communications from Pennsylvania and attended St. Joseph's Prep in Philadelphia. The Stefanski family has made a name in athletics as Kevin's father, Ed, was a standout in basketball at Penn and is the General Manager of the NBA's Philadelphia 76ers.

Stefanski and wife, Michelle, reside in Minneapolis with their son, William.

#### STEFANSKI'S BACKGROUND

##### Player

2000-04 ..... Pennsylvania // DB

##### Coaching/Administration

2005 ..... Pennsylvania

2006- ..... Minnesota Vikings

## GEORGE STEWART

### WIDE RECEIVERS

Coaching Experience 29th Season

NFL Experience 24th Season (23 Coaching, 1 playing)

Vikings Experience 5th Season



Entering his 5th season on the Vikings staff, George Stewart oversees a talented group of WRs in 2011 highlighted by playmaker Percy Harvin. Stewart enters his 24th season in the NFL and has earned the reputation as a teacher and mentor to some of the top receivers in the game.

Over the years, Stewart has been a part of several successful programs, highlighted by 8 playoff appearances in the past 15 seasons and 3 NFC Championship games with San Francisco in 1997, Atlanta in 2004 and Minnesota in 2009. Recently, Stewart helped win 4 Division titles in the past 9 seasons – consecutive NFC North titles with Minnesota in 2008 and 2009, winning the NFC South with Atlanta in 2004 and an NFC West title in 2002 with San Francisco.

During his Vikings tenure, Stewart has coached Harvin to 2009 Rookie of the Year honors and Sidney Rice to a Pro Bowl berth in 2009. The 2010 Vikings were hobbled by injuries throughout the season that especially affected the passing game. Rice was limited to 6 games in 2010 and Harvin saw

time in 14 while the team started 3 different players at QB. Harvin's productivity increased in his 2nd pro season, leading the team with 71 receptions for 868 yards and added 18 rushes, including a TD. The dynamic Harvin scored by kickoff return, reception and rush, only the 5th player in Vikings history to accomplish the feat in a season.

The 2009 Vikings became only the 2nd team in NFL history to have 6 players catch 40+ passes in a season and the WR unit stepped up to play at their highest level in recent memory. Rice enjoyed a breakout season and Harvin established himself as multi-talented offensive threat. Rice blossomed into a game-changer in his 3rd season and left his mark on the record book. He tied an NFL playoff record and set a new Vikings post-season mark with 3 TD catches in the NFC Divisional game vs. Dallas. Rice's 1,312 yards ranked 2nd in the NFC in 2009 and he became only the 4th Vikings WR in team history to eclipse the 1,300-yard mark. Rice's 201 yards vs. Detroit ranks as the 4th-best single-game mark in Vikings history and his 2 catches of 50+



yards vs. Baltimore tied for the 2nd-best mark in team history. Stewart was able to get Harvin acclimated to the pro game and spurred him to NFL Offensive Rookie of the Year and Diet Pepsi Rookie of the Year. Harvin tied for the NFL rookie lead in receptions and yards. Harvin excelled on offense and special teams, earning a Pro Bowl berth as a return man and setting a new Vikings record with 2,081 total net yards. His 60 catches ranked 2nd only to Randy Moss' 1998 debut season when he had 69 receptions in Vikings history for rookie catches.

In 2008, the Vikings WRs contributed to much of the success of an improved passing attack. Led by priority free agent signing Bernard Berrian, the Vikings led the NFL with 13 TDs through the air of 20+ yards. Berrian had a career year, setting highs in yards with 964 and TDs with 7. Berrian was on the receiving end of 2 of the 3 longest receptions in Vikings' history with an 86-yard TD reception vs. Detroit (10/12/08) and a 99-yard TD catch vs. Chicago (11/30/08). The 99-yard strike tied an NFL mark for the longest reception in history and set a Vikings record as the longest play from scrimmage.

Throughout Stewart's coaching career, he has been fortunate to learn from some of the game's all-time greats, beginning both his playing and early coaching careers under college legend Lou Holtz. Stewart went on to work in the NFL side-by-side with Chuck Noll, Sam Wyche, George Seifert and Dan Reeves, all men who led teams to the Super Bowl.

During Stewart's tenure in Atlanta, the team won the NFC South title in 2004 and advanced to the NFC Championship game against Philadelphia.

Prior to joining Atlanta, Stewart was an integral part of the San Francisco 49ers' success from 1996-2002, as the team advanced to the playoffs 5 times in those 7 seasons. In 1997, the 49ers won the NFC West with a 13-3 mark and eventually lost to Green Bay in the NFC Championship game. During that time, Stewart tutored the 49ers WRs and helped elevate each of Terrell Owens, J.J. Stokes and Tai Streets performances, with Owens making Pro Bowls and All-Pro in 3 straight seasons from 2000-02. Owens had 17 games over the 100-yard receiving mark and 5 games with 150+ yards. Before working with Stewart, Owens' career-highs for season receptions was 67, a mark he shattered with 97, 93 and 100 respectively in 2000, '01 and '02. Owens set his career-high in receiving yards with 1,451 in 2000 and TDs with 16 in 2001. He broke a 50-year-old NFL record when he caught 20 passes for 283 yards against the Bears in 2000 en route to his career-best day.

Stewart's 1st taste of NFL coaching came in Pittsburgh from 1989-91, where he coached special teams on Noll's staff. In his debut season in 1989, he helped Rod Woodson to a Pro Bowl as a return man. Following Pittsburgh, Stewart went on to spend 4 years coaching Tampa Bay special teams, where he helped K Mike Husted earn All-Rookie honors in 1993.

Before making the move to the NFL, Stewart spent several years in the college ranks, making his final stop as the Notre Dame LBs coach from 1986-88. Under Holtz's tutelage, the Irish steadily improved from the coach's opening season in '86 to become national champions in 1988, a year in which the team finished 12-0 and defeated West Virginia in the Fiesta Bowl. The stingy Irish defense allowed opponents to score over 20 points only twice during the season. Stewart's unit, which included Arnold Ale and Andre Jones highlighted by consensus All-America choice Frank Stams played a prominent role in the defensive success.

Stewart and Holtz began working together in 1983, when Stewart got his start in coaching as an Arkansas graduate assistant, working with the Razorbacks' TEs. When Holtz moved from Arkansas to Minnesota as the Golden Gophers head coach in 1984, Stewart accompanied him as the offensive line coach, his 1st exposure to the state where he would return in 2007. In 2 short seasons, Holtz and his staff quickly turned the Gophers program around, finishing 7-5 in 1985 and winning the Independence Bowl over Clemson, the 1st bowl victory for the Gophers since the 1962 Rose Bowl.

Stewart was a standout player as an offensive guard for the Razorbacks from 1977-80 and helped the squad share the 1979 Southwest Conference title. The team played in four straight bowl games during Stewart's playing tenure as Arkansas returned to national prominence under Holtz. Stewart was an All-SWC honoree as a junior in 1979, served as a team captain in 1980 and earned a spot on the Arkansas Team of the Decade for the 1970s. He signed with the Kansas City Chiefs in 1981 but spent the season on injured reserve.

Stewart has a bachelor's degree in education from Arkansas and is a native of Little Rock, AR, where he graduated from Parkview High School in 1977.

#### STEWART'S BACKGROUND

##### Player

1977-80 ..... University of Arkansas // G  
1981..... Kansas City Chiefs // G

##### Coach

1983 ..... Arkansas  
1984-85 ..... Minnesota  
1986-88 ..... Notre Dame  
1989-91 ..... Pittsburgh Steelers  
1992-95 ..... Tampa Bay Buccaneers  
1996-02 ..... San Francisco 49ers  
2003-06 ..... Atlanta Falcons  
2007- ..... Minnesota Vikings

### PART OF THE FABRIC OF MINNESOTA SINCE 1961

*The following excerpt explains the early stages of the Vikings franchise as chronicled in the Minnesota Vikings 1961 Press, Radio, TV Guide.*

Twin Cities football enthusiasts began their quest for professional football some 12 years ago, and it was on January 28, 1960, that their efforts were culminated with the announcement - from Miami, Florida, where the National Football League owners were in session - that Minnesota was being granted a franchise for 1961. At the same meeting, Dallas was accepted to start play in 1960.

The franchise was granted just ten days after E. William Boyer, president of the Minneapolis Chamber of Commerce, had made an official presentation to the league on behalf of statewide Minnesota interests.

Besides Boyer in the founding group were: Max Winter, promoter and restaurateur, H.P. Skoglund, president of North American Life and Casualty Company; Ole Haugrud, Duluth businessman, and the Northwest Publications, Inc., publishers of the St. Paul Dispatch and Pioneer Press, through its president, Bernard H. Ridder, Jr.

They decided to start with an original outlay of one million dollars, of which the Minneapolis sources would put up \$600,000; St. Paul \$300,000 and Duluth, representing the rest of the state, \$100,000.

Upon acquiring a franchise, the group hired Joe Thomas, former scout with the Los Angeles Rams, to scout the country in preparation for the 1961 draft meeting, and went on a nationwide search to find a general manager. This ended with the selection of Bert E. Rose, who was at the time the public relations director for the Rams. From September, 1960, when Rose reported, until July, 1961, such details as hiring a coaching and front-office staff, contracting for radio and television, establishing a ticket operation, drafting, selecting and signing players, and many more, have - or will be - accomplished in order to put the Vikings on the field in 1961.



## CHRIS WHITE

**ASSISTANT SPECIAL TEAMS**  
**Coaching Experience 22nd Season**  
**NFL Experience 3rd Season**  
**Vikings Experience 3rd Season**



Chris White enters his 3rd season with the Vikings after spending 16 years coaching at the collegiate level. He will assist new special teams coordinator Mike Priefer in 2011.

The Vikings 2010 special teams units had several standouts. Kicker Ryan Longwell led the NFL in field goal percentage (94.4%), converting on 17-of-18 FG attempts. It was the highest mark of his career and the 2nd-consecutive season that he finished with a percentage over 90. Punter Chris Kluge ranked 10th in the NFL in net punting and earned Special Teams MVP as voted by his teammates. Percy Harvin continued his torrid pace, returning his 3rd kickoff return for a TD in 2010, extending his own team mark for career KO return TDs and matching David Palmer for career combined special teams return TDs with 3- Palmer scored twice via punt return and once on a KO. Harvin now owns 3 of the 9 longest KO returns in Vikings history in only 2 seasons.

After joining the Vikings in 2009, White helped oversee a special teams unit that sent a pair of members to the Pro Bowl and made an impact on the Vikings record book along the way. The Vikings special teams were instrumental in the team winning a 2nd consecutive NFC North title and winning 12 games in the regular season, tied for the 2nd-best total in Vikings history.

The 2009 special teams were represented at the Pro Bowl by cover man Heath Farwell and Harvin. That tandem led the unit all season and were joined by savvy vets and emerging playmakers to give the Vikings a strong foundation for the future. Longwell enjoyed one of his best seasons, scoring a career-high 132 points and hitting 26-of-28 FGs. Harvin set a Vikings record by returning a pair of kickoff returns for TDs during the season, including a 101-yarder that tied the 2nd-longest in Vikings history. The coverage units were led by Farwell and 1st-year LB Kenny Onatolu, who was pulled from the Canadian Football League and made a smooth transition to the NFL.

White joined the Vikings after a 9-year stint at Syracuse University where, at different times throughout his tenure, he coached WRs, TEs, was the special teams' coordinator and the recruiting coordinator. White's 9 seasons at Syracuse were highlighted by a 2001 Insight Bowl victory, a share of the Big East championship in 2004, and a combined 7 units that ranked in the nation's top 20 while working as the school's special teams coordinator from 2000-2003.

White served as the Orange's WRs coach as well as their recruiting coordinator, a post he moved to prior to the 2005 season. White worked to bring in young talent and rebuild Syracuse's program. His efforts showed as 5 different underclassmen WRs caught TD passes for the Orange in 2008, with sophomore WR Dante Davis leading the team in catches and yards, and tied for the lead in TD receptions. Prior to moving on to the WRs coach/recruiting coordinator position, White spent the 2004 season coaching the team's TEs to go along with his duties as recruiting coordinator. While he guided former New York Jets TE Joe Kowalewski, the 2004 Orange went on to capture a share of the Big East crown and a victory in Champs Sports Bowl.

White spent his opening 3 years at Syracuse working with the TEs and as the special teams' coordinator. From the start of the 2000 season until he left his post as special teams coordinator in 2003, only 7 teams in the country blocked more kicks than the Orange (22), 5 coming from future NY Giants Super Bowl hero David Tyree. Syracuse also scored 8 TDs on special teams during the same time frame. In 2000, the team ranked 13th and 14th in kickoff return yardage and kickoff return yardage allowed, respectively. The following season the Orange had their best overall finish since 1992, complete with a victory in

the Insight Bowl, aided by the 18th ranked punt return unit in the nation. In 2002, White led the nation's top punt coverage unit, while his punter ranked 7th in yardage and his punt returners ranked 20th in return yards. The 2003 campaign ended with both his kicker and punter being named to the All-Big East 2nd team.

In 1999, White served a dual-role as Cal Poly-San Luis Obispo's defensive and special teams' coordinators, where he helped a number of his players into the school's record books. DB Vaughn Jarrett, a freshman at the time, went on to record the 5th-most INTs in Mustang history, while DE Steve Prejane, then a junior, finished the season ranked 12th all time in school annals with 8.0 sacks that season and LB Brett Baker posted the 11th best single-season mark with 98 tackles. White's kicker that season, Sal Rivas, finished the season with the school's 2nd-best field goal percentage.

White spent the 3 seasons prior to his arrival with the Mustangs with UNLV as the LBs coach and special teams' coordinator. The lone head coaching job of White's career came as a 3-year stint with Bishop Manogue High School from 1994-1996, where he was named the Northern Nevada Coach of the Year in 1996.

White's 1st full-time role in coaching came as the assistant QBs coach for the College of the Holy Cross (Mass.) from 1993-1994. In his 2 years at that post both of the Crusaders starters ended their respective seasons with QB efficiency ratings over 100.0, and in 1993 Dave Harrington wrote himself into the school's record book with the 10th best single-season completion percentage.

White paid his dues in the coaching world working for 5 seasons as a graduate assistant, for 3 years at Syracuse (1990-92) and then with Arkansas State (1992-1993). In his 2 seasons with Arkansas State, he saw former Vikings punter, Kyle Richardson, secure 2nd place in school history with 3,285 punting yards in the 1993 season. In the same season, the Red Wolves also had the 4th best mark in school history with 14 FGs made.

In his 1st stint at Syracuse, White worked with current Vikings QB coach, Kevin Rogers, and under current Miami Dolphins defensive coordinator, Paul Pasqualoni. The team posted a 27-8 record in the three years and won the 1990 Aloha Bowl and 1991 Hall of Fame Bowl.

As a collegian, White was a 4-year starter at QB for Colby College and was named a captain his senior year. The Mules won consecutive CBB championships in his final 3 seasons.

White grew up in Haverhill, MA and graduated from Phillips Exeter Academy in 1986. He majored in government while at Colby College. His brother, Brian, is the RBs coach for the University of Florida. He and his wife, Angel, reside in the Minneapolis area with their daughters, Payton and Riley.

### WHITE'S BACKGROUND

#### Player

1986-89..... Colby College // QB

#### Coach

1990-92..... Syracuse

1993 ..... Arkansas State

1994 ..... College of the Holy Cross

1994-96..... Bishop Manogue (NV) HS

1997-98..... UNLV

1999 ..... Cal Poly-SLO

2000-08 ..... Syracuse

2009- ..... Minnesota Vikings



## JOE WOODS

**DEFENSIVE BACKS**  
**Coaching Experience 20th Season**  
**NFL Experience 8th Season**  
**Vikings Experience 6th Season**

Entering his 6th season as the Vikings' defensive backs coach, Joe Woods is hoping a mixture of veteran and young players can build off a 2010 season that saw several fresh faces gain valuable experience.

Leading the charge in 2010 for Woods' DBs was 3-time Pro Bowler Antoine Winfield. The 12-year veteran was selected to his 3rd consecutive Pro Bowl after setting the Vikings record for tackles by a cornerback with 110, which was good for 3rd on the team behind linebackers Chad Greenway and E.J. Henderson. Winfield once again showed the knack for the big play when sacking, forcing and recovering a fumble against Michael Vick at Philadelphia (12/28) and racing 45 yards for the longest fumble return TD of his career. The Vikings DBs accounted for 9 interceptions, 2 fumble recoveries and 2 forced fumbles. A string of injuries depleted the unit and forced Woods' young DBs into early action. Former rookie free agent Husain Abdullah earned the starting job opposite Madiou Williams and started 15 games, finishing with 98 tackles and 3 interceptions which tied him for the team lead with E.J. Henderson. Second-year man Asher Allen made 11 starts while 2010 top draft pick Chris Cook started 5 games before being placed on injured reserve with knee injuries. The Vikings defense also limited big plays allowing just 49 plays of 20+ yards which was 4th best in the NFL.

The Vikings toughness in the back end has been a contributing factor in the team building a reputation as one of the most opportunistic defenses in the NFL. The Vikings ranked #6 in total defense in 2009, the 2nd straight year achieving the mark. The back-to-back top 10 defensive rankings were the 1st time by a Vikings defense since 1993-94. The defensive unit has played a key part in the Vikings back-to-back NFC North titles and winning the most games (22) in the NFC over the 2008-09 seasons.

In 2009, the Vikings DBs had their depth tested when 2-time Pro Bowler Antoine Winfield was sidelined by injury for 6 games and starting SS Tyrell Johnson missed a game. Benny Sapp and Karl Paymah filled in for Winfield and the team went 4-2 without the emotional leader of the backfield. A pair of rookies, CB Asher Allen and S Jamarca Sanford, started games at nickel back and in place of Johnson respectively and showed their talents for the future. In a breakout season, CB Cedric Griffin led the team with 4 INTs and the DBs racked up 3.0 sacks on the year with Winfield, Allen and Husain Abdullah all getting to the QB.

Winfield was honored in 2008 with his 1st Pro Bowl berth as a 10-year veteran, joining Darren Sharper in the backfield as recent Vikings to be named to the NFC all-star team. Winfield's career year in 2008 highlighted a group that produced INTs by 7 different players.

The 2008 DBs had to battle injuries and overcome adversity

in helping the Vikings rank #6 in the NFL in total defense, the highest finish since 1994. Despite the personnel shuffling, the Vikings DBs helped the total defense jump from #20 in 2007 to #6 in 2008. Each of the 6 top Vikings DBs intercepted passes in 2008 and showed their value in run support.

In 2007, all 4 regular starters in the Vikings secondary scored TDs, 3 by INT return and 1 on a fumble recovery. Woods led a defensive backfield that featured Sharper earning his 4th career Pro Bowl trip. The rock of the unit, Winfield, built on his reputation as the best tackling CB in the NFL and scored on an INT-return in the season opener vs. Atlanta. Against the NY Giants, the Vikings set a team record as they returned 3 INTs for TDs, including a 93-yard return by Dwight Smith that ranks as the 4th-longest INT return in Vikings' history.

The Vikings ended the 2006 season ranked #8 in the NFL in total defense. The Vikings DBs had 3 players tie for the team lead with 4 INTs each - Smith, Sharper and Winfield. The trio also ranked 2nd, 4th and 5th on the team in tackles.

In 2006, Woods helped develop a trio of rookies- CB Cedric Griffin, S Greg Blue and CB Charles Gordon- who started a combined 10 games. Griffin earned NFC Defensive Player of the Week for his performance at Detroit (12/10/06), becoming the 5th Vikings CB to earn the award and only the 2nd since 1992.

In Tampa, Woods coached with 2006 Vikings defensive coordinator and current Pittsburgh Steelers head coach Mike Tomlin, fielding top 5 defenses in each of Woods' 2 seasons.

In 2005, Tampa Bay led the NFL in total defense, allowing 277.8 yards per game while CB Ronde Barber and LB Derrick Brooks earned Pro Bowl berths for the 2nd consecutive season. Woods set a Tampa Bay single-season record for most tackles by a CB with 120 and he led the team with 7 INTs. In 2004, Woods was part of a defensive staff that helped the Bucs finish 5th in the NFL in total defense and 1st in pass defense.

Prior to joining the Buccaneers, Woods was the defensive backs coach at Western Michigan for 3 seasons (2001-03) and spent 3 seasons (1998-2000) on the staff at Hofstra where the team made a pair of trips to the 1-AA playoff quarterfinals.

Woods spent a season at Kent State University (1997) as defensive backs coach prior to joining the staff at Hofstra. He also coached the secondary at Grand Valley State (1994-97), ILBs at Northwestern State University in the spring of 1994, and was a graduate assistant at Eastern Michigan (1993-94). Woods entered coaching in 1992 at Muskingum College.

Woods was a 4-year letterman at safety and a captain during his senior year at Illinois State University. He earned 1st-team All-Gateway Conference honors in 1991 and earned a degree in criminal justice in 1992.

Woods (6/25/70) was born in North Vandergrift, PA. He and his wife, Ellen, have daughters, Brianna and Danari and son, Geno.

### HEAVY-HITTING DEFENSIVE BACKS

The Vikings DBs have earned a reputation for physical play and having a nose for the ball.

#### CAREER FORCED FUMBLES BY VIKINGS DBs

Joey Browner, S	18
Antoine Winfield, CB	11
Cedric Griffin, CB	11

#### CAREER RETURN TDs BY VIKINGS (ALL RETURNS)

Ed Sharockman, CB	6 (3 INT, 2 BP, 1 FR)
Antoine Winfield, CB	5 (2 INT, 2 FR, 1 BFG)

### WOODS' BACKGROUND

<b>Player</b>	1988-91 ..... Illinois State // DB
<b>Coach</b>	1992 ..... Muskingum College
	1993 ..... Eastern Michigan
	1994 ..... Northwestern State
	1994-96 ..... Grand Valley State
	1997 ..... Kent State
	1998-2000 ..... Hofstra
	2001-03 ..... Western Michigan
	2004-05 ..... Tampa Bay Buccaneers
	2006- ..... Minnesota Vikings

## CAMERON TURNER



**ASSISTANT TO THE HEAD COACH**  
**Coaching Experience 2nd Season**  
**NFL Experience 1st Season**  
**Vikings Experience 1st Season**

Entering his 1st season on the Vikings staff, Cameron Turner brings a broad background of football experience to assist Leslie Frazier and his staff. Turner will assist the coaching staff with research projects, coordinating schedules and assisting in practice and game preparation.

Turner transitioned from his on-field playing days at The Citadel to the coaching staff. Turner played QB and WR for the school from 2006-09 and coached the Bulldog WRs and assisted with special teams in 2010. Along with his coaching duties, Turner coordinated Citadel recruiting, served as team liaison with academic and military issues and coordinated all team community service projects. A 4-time Citadel Scholar Athlete, Turner earned a spot on the 2009 Southern Conference All-Academic Team. At The Citadel, Turner played for and coached alongside Head Coach Kevin Higgins, a former NFL position coach.

Turner's own coaching roots have family ties. His father, Ron, is currently WRs coach of the Indianapolis Colts and has served as Head Coach at Illinois. His uncle, Norv, is Head Coach of the San Diego Chargers.

Turner and wife, Janie, reside in Eden Prairie.

### TURNER'S BACKGROUND

#### Player

2006-09.....The Citadel // QB-WR

#### Coach

2010.....The Citadel

2011-.....Minnesota Vikings

## TOM KANAVY



**HEAD STRENGTH & CONDITIONING**  
**Coaching Experience 19th Season**  
**NFL Experience 17th Season**  
**Vikings Experience 6th Season**

Vikings Strength and Conditioning Coach Tom Kanavy enters his 6th season with the Vikings and his 17th NFL campaign in 2011. His track record of success in the NFL is proven with 6 Division titles since 2000 between the Vikings and Eagles and 7 playoff appearances from 2000-09.

Kanavy joined the Vikings' staff in 2006 and among his first responsibilities was to transform the Vikings strength and conditioning facilities. The willingness of ownership to provide the tools to succeed allowed for the addition of the best in strength and conditioning equipment and a staff with valuable NFL experience.

Kanavy oversees the planning and implementation of all aspects of the Vikings' program, which is tailored to each individual player in order to prevent injury and to improve body composition, flexibility, speed, strength, power and stamina. A unique combination of free weights, machines and metabolic and resisted conditioning is used to address the training needs of veteran players, as well as the physical development of the younger players. Kanavy has also enlisted the services of Carrie Peterson, a registered dietician from the University of Minnesota faculty, in order to optimize team nutrition.

Kanavy came to Minnesota from the Philadelphia Eagles where he helped in the dramatic turnaround of the franchise while serving as assistant strength and conditioning coach.

Kanavy received a bachelor's degree in exercise and sport science from Penn State University in 1993 and earned his master's in sport management from Temple University in 1996.

Kanavy began his professional career working as a strength and conditioning intern at the University of Miami (FL) with

the football program. He returned to his alma mater, Penn State, from 1993-95 working as a strength and conditioning assistant with the Nittany Lions football program. In 1994, in only their 2nd season as members of the Big Ten Conference, the squad notched a 12-0 season to win the Big Ten title and brought a Rose Bowl championship to Happy Valley after a 38-20 win over Oregon.

From Penn State, Kanavy joined the Eagles in head coach Ray Rhodes' debut in 1995. The new staff notched a 10-6 regular season, qualified for the playoffs in the first season and went 1-1 in post-season play. In 1999 the Eagles hired Andy Reid as head coach and from 2000-05 the team won 4 NFC East titles, qualified for the playoffs in 5 of 6 seasons and represented the NFC in Super Bowl XXXIX. Kanavy worked on the same staff with Vikings head coach Leslie Frazier, who was defensive backs coach in Philadelphia for four seasons (1999-2002).

A native of Archibald, PA, Kanavy and wife, Kim, reside in suburban Minneapolis with their daughters, Caroline and Kristen.

### KANAVY'S BACKGROUND

#### Coach

1993.....University of Miami

1993-95.....Penn State University

1995-2005.....Philadelphia Eagles

2006-.....Minnesota Vikings





## JUNEY BARNETT

### ASSISTANT STRENGTH & CONDITIONING

Coaching Experience 11th Season

NFL Experience 8th Season

Vikings Experience 6th Season

Juney Barnett enters his 6th season with the Vikings in 2011 and assists Tom Kanavy with the implementation of the Vikings strength and conditioning program.

Barnett joined the Vikings in 2006 after spending the 2005 season as an assistant strength and conditioning coach at Army. In the spring of '05, he served as the head strength and conditioning coach for the Rhein Fire of NFL Europe, a position he held for two seasons (2004-05).

Prior to his stint in NFL Europe, Barnett worked for the Baltimore Ravens from 2003-05 as a part-time assistant. Barnett got his first taste of coaching at his alma mater, Bloomsburg University (PA), as a volunteer DBs coach in 2001. The Huskies went 6-0 in the Pennsylvania State Athletic Conference on their way to a league title.

As a collegiate athlete, Barnett played 4 years as a DB at Bloomsburg (1997-00) and was part of a PSAC Championship team and Division II national runner-up in 2000. He graduated from Bloomsburg with a degree in exercise science and

went on to receive his master's in exercise physiology from the university.

Barnett, who was born in Philadelphia, PA, attended Balboa High School in Panama. His father is a senior master sergeant in the U.S. Air Force.

#### BARNETT'S BACKGROUND

##### Player

1997-2000.....Bloomsburg University // DB

##### Coach

2001.....Bloomsburg University

2003-04.....Baltimore Ravens

2004-05.....Rhein Fire

2005.....U.S. Military Academy

2006.....Minnesota Vikings



## MARTIN STREIGHT

### ASSISTANT STRENGTH & CONDITIONING

Coaching Experience 18th Season

NFL Experience 14th Season

Vikings Experience 6th Season

The 2011 season marks Martin Streight's 6th with the Vikings and 14th in the NFL as he continues to assist in the development of the Vikings strength and conditioning program. Streight joined Vikings strength and conditioning coach Tom Kanavy in 2006 when the new staff revamped the Vikings facilities and program.

Prior to joining the Vikings, Streight was the head strength and conditioning coach for the Berlin Thunder in NFL Europe from 2004-05. During that time, the Thunder accumulated a 16-4 combined regular season record and made consecutive World Bowl appearances. In 2005, Berlin posted a 7-3 record and played in World Bowl XIII. The previous year, the Thunder finished 9-1 and were World Bowl XII champions. In 2003, Streight held the same position with the Scottish Claymores of NFL Europe.

From 1997-2002, Streight served as an assistant strength and conditioning coach for the Arizona Cardinals. The 1998 season saw the Cardinals make their 1st postseason appearance since the strike-shortened season in 1982, playing at the Metrodome against the Vikings in an NFC Divisional Playoff game.

Streight's NFL coaching career began in 1995-96, when he was a part-time strength and conditioning coach with Kanavy and the Philadelphia Eagles. During that time, Streight was

also an assistant strength and conditioning coach and health fitness instructor at Princeton University.

Streight and Kanavy first worked together at Penn State in 1994, when Streight served as a strength and conditioning intern for the Nittany Lions. That year, Penn State finished as Big Ten champions in only the team's 2nd year of league play and became the 1st team in Big Ten history to post a 12-0 record.

As an undergrad, Streight attended Indiana University (PA), earning his bachelor's degree in physical education and sport science. He also competed in track and field at Indiana, throwing the discus and shot put.

Streight was born in Trenton, NJ and attended McCorristin Catholic High School in Trenton.

#### STREIGHT'S BACKGROUND

##### Coach

1994.....Penn State University

1995-96.....Princeton University

1995-96.....Philadelphia Eagles

1997-2002.....Arizona Cardinals

2003.....Scottish Claymores

2004-05.....Berlin Thunder

2006.....Minnesota Vikings

## ERIC SUGARMAN

### HEAD ATHLETIC TRAINER



Eric Sugarman enters his 15th NFL season in 2011 and his 6th with the Vikings. In 2009, Sugarman was part of his 6th Division championship team since 2000 and 7th playoff-bound team. During his tenure with the Vikings, Sugarman and his staff have been instrumental in helping several players return from severe injury by creating or enhancing rehabilitation protocols- notably helping E.J. Henderson come back from a broken leg in 2009 to start the entire 2010 season and earn a Pro Bowl berth.

With the Vikings, Sugarman supervises the evaluation and care of all injuries sustained. He and his staff implement and maintain proactive treatment and rehabilitation programs.

The Vikings athletic training staff have broad-based experience in athletic training and have trained under some of the most respected professionals in their field. The staff prides themselves on being proactive while using the most current concepts, modalities and principles. The entire athletic training staff are Performance Enhancement Specialists through the National Academy of Sports Medicine. During the 2010 offseason, the Vikings staff was trained in Graston technique, a patented form of instrument assisted soft tissue mobilization that works to effectively break down scar tissue and fascial restrictions. Sugarman has worked closely the past several years with the Nike SST (Sensory Sport Training) team and has brought many of their vision concepts into the Vikings athletic training room. He has also established a strong working relationship with Starkey Hearing of Eden Prairie, allowing him to bring state-of-the-art hearing enhancement and ear protection to the team and staff.

Sugarman spent the 1997-99 seasons with the Chicago Bears and the 2000-05 campaigns with Philadelphia. Sugarman got his first taste of the NFL as a summer intern for the Bears' athletic training staff from 1993-95.

Sugarman earned his bachelor's degree in health and physi-

cal education with an emphasis in athletic training from West Chester University and went on to earn his master's degree in sports management at the University of Richmond. During his tenure at Richmond, Sugarman served as the graduate assistant athletic trainer for the Spiders football team and head athletic trainer for the Spiders' baseball squad. In 1994-95 Sugarman served as assistant athletic trainer at West Chester and worked as an instructor at the school. In 1996 Sugarman served as an athletic trainer in the Chicago Cubs organization.

Sugarman joined the Bears as an assistant trainer from 1997-99 before moving to the Eagles in a similar role in 2000. The Eagles were noted for progressive rehab programs. That athletic training staff played an integral part in helping Terrell Owens' return from ankle surgery during the regular season in time for Super Bowl XXXIX.

He is an active member of the Professional Football Athletic Trainers Society, where he chairs the member services committee and sits on the PFATS NFL Combine medical advisory committee. Sugarman is also an American Heart Association Basic Life Support, AED and First Aid certified instructor. In 2003 he received the PFATS' "Big Heart" award for saving the life of a fellow Eagles employee by performing CPR. In 2010, Sugarman and former Vikings Head Coach Brad Childress were co-winners of the American Optometric Association's Eagle Award and in 2009 ESPN Magazine recognized him as the NFL's Most Irreplaceable Trainer. Sugarman will be inducted into the Halzelton, PA Area Sports Hall of Fame in fall 2011.

Sugarman and wife, Heather, reside in Victoria, MN, with their sons Jacob and Benjamin.

## TOM HUNKELE

### ASSISTANT ATHLETIC TRAINER



Tom Hunkele enters his 6th season as an assistant on the Vikings' athletic training staff in 2011. Hunkele and Vikings Head Athletic Trainer Eric Sugarman previously worked together for 6 seasons with the Philadelphia Eagles. Hunkele assists in the evaluation and care of all injuries sustained and helps implement proactive treatment and rehabilitation programs for the athletes.

During Hunkele's tenure with the Eagles from 2000-05 he worked with NovaCare Rehabilitation as a Staff Physical Therapist during the off-season and as an assistant with the team starting in the pre-season through the remainder of the schedule. While working with the Eagles, Hunkele was part of Rick Burkholder's highly-regarded staff and was exposed to some of the most progressive rehab programs and techniques at work in the NFL today.

Hunkele started in the athletic training field as a student at Duquesne where he assisted with the athletic training staff for football during his undergraduate days. During the 1997 season he was exposed to the NFL for the first time when he served as

a season-long intern for the Pittsburgh Steelers as the team advanced to the AFC Championship to face eventual Super Bowl champs Denver.

Following his graduation in 1998 with a bachelor's degree in athletic training from Duquesne, Hunkele remained at the school to earn his master's in physical therapy. During graduate school he served as a graduate assistant from 1998-2000 where he worked as head trainer for the men's soccer, ice hockey and men's and women's tennis teams along, with supervising student assistants. Hunkele is certified as a Performance Enhancement Specialist by the National Academy of Sports Medicine.

Hunkele, a native of Reading, PA, and graduate of Holy Name High School, is a member of the National Athletic Trainers' Association along with being a licensed physical therapist in Minnesota. Hunkele is married to Rachel and the couple resides in Northeast Minneapolis.



## ROB ROCHE

### ASSISTANT ATHLETIC TRAINER

Rob Roche brings a diverse athletic training background in pro football and collegiate athletics to the Vikings as an assistant on Eric Sugarman's staff.

Roche enters his 6th season with the Vikings in 2011 and assists with the evaluation and care of all injuries sustained and helps implement proactive treatment and rehabilitation programs for the athletes. Roche was a season-long intern with the Philadelphia Eagles in 2000 and during 2003-05 training camps where he worked with Sugarman and Vikings assistant Tom Hunkele.

Before joining the Vikings, Roche spent 2001-06 working as an assistant athletic trainer at Swarthmore College where he provided medical coverage for the NCAA Division III program. Along with athletic training responsibilities, Roche was an Approved Clinical Instructor for athletic training students.

Roche earned his bachelor's degree in health and physical education with an emphasis in athletic training from West Chester University in 1998. During his undergraduate tenure he served an internship in athletic training at the school working with the football team. Following his graduation, Roche moved

to the University of Illinois to earn his master's degree in kinesiology where he served as a teaching assistant in the kinesiology department and was a graduate assistant in UI's Rehabilitation Education Services. He earned his MS degree in 2000.

During Roche's stint at Illinois he was first exposed to the NFL when he was a training camp intern for the Chicago Bears in 1998 and 1999. His experience in pro football continued in 2000 when he was an assistant with the Frankfurt Galaxy in NFL Europe and in 2001 with the World Bowl IX champion Berlin Thunder. Continuing his education through experience, Roche volunteered for two weeks in summer 2003 with the U.S. Olympic Committee in Chula Vista, CA.

Roche is a member of the National Athletic Trainers' Association and the USOC Sports Medicine Society, has served on the Executive Board of the Pennsylvania Athletic Trainers' Society and is certified as a Performance Enhancement Specialist by the National Academy of Sports Medicine.

Roche, a native of Tamaqua, PA and graduate of Marian Catholic High, is married to Melissa. The couple resides in Chaska, MN with their sons, Patrick and Cameron.



## JOEL BOYD, M.D.

### TEAM PHYSICIAN

Joel Boyd's experience in athletics and medicine have helped take him around the world. In 2011, he returns for a 5th full season with the Vikings.

Boyd serves as a Physician at TRIA Orthopedic Center in Bloomington and joined the Vikings for the 2007 season along with working in a similar role with the NHL's Minnesota Wild.

His experience with the United State Olympic Team took Boyd to the Nagano Games in 1998 while working with the men's and women's hockey teams. In past seasons Boyd has

worked as a National Team Physician with USA Hockey in world championships in Switzerland, Sweden and Germany.

Boyd holds an undergraduate degree from Bucknell and graduated from Temple University Medical School. He completed his orthopedic training at the Cleveland Clinic Foundation and fellowship training at the University of Western Ontario, Canada.

Dr. Boyd and his wife, Cheryl, have 3 children, Kendall, Kyle and Kasey, and reside in Eden Prairie.

## VIKINGS WERE VISIONARY IN VISION PROTECTION

Long-time Vikings Equipment Manager Dennis Ryan has seen his fair share of changes in the NFL over his 36 years working with the team. He has also been on the cutting edge of some changes that have become commonplace in modern football. If necessity is the mother of invention, Ryan fathered his own invention to help former Vikings defensive lineman Mark Mullaney.

After suffering a poke to the eye in a 1984 game, Mullaney and Ryan came up with a solution to allow him back on the field and to play with confidence. Ryan formed a piece of plexiglass to fit into Mullaney's face mask and thus started a trend that would carry on to this day - the visor. Future Vikings would make the look standard, most famously future Hall of Famer Randall McDaniel.



## SHELDON BURNS, M.D.

### TEAM PHYSICIAN



Sheldon Burns returns in 2011 for his 27th season as a Vikings Team Physician. A doctor at Edina Family Physicians, Burns is a Board Certified Specialist in Family Practice, Emergency and Sports Medicine.

Burns is also the Medical Director for the Minnesota Timberwolves of the National Basketball Association, Medical Director for the Minnesota Lynx of the WNBA and the Minnesota Wild of the National Hockey League. He has served as team physician for seven United States Olympic or World Championship teams, most recently for USA Basketball's gold medal winning entry at the Goodwill Games in Brisbane, Australia, in September 2001. Burns also worked as a USA Olympics team physician in the Athens games and served as

tournament physician for the Minnesota State High School League.

Burns is a Clinical Professor at the University of Minnesota Medical School and is active in teaching sports medicine at the Minneapolis Sports Medicine Center and The Orthopedic Center. He was a deputy medical commissioner of the International Olympic Committee and has worked in six Olympic Games.

A native of Grand Meadow, MN, and raised in Nisswa, MN, Burns received his undergraduate degree from Hamline University in St. Paul and earned his medical degree in 1974 from the University of Minnesota Medical School.

## GARY FETZER, M.D.

### TEAM PHYSICIAN



Gary Fetzer serves as a physician at the Tria Orthopaedic Center in Bloomington. He has been an ancillary physician with the Vikings the last 4 years and begins his 1st season in 2011 as a Team Physician. He has also served as team physician at Gustavus Adolphus College in St. Peter, MN for the last 4 years.

Fetzer holds an undergraduate degree in biomedical engineering from the University of Iowa Carver School of Medicine. He completed his orthopaedic surgery residency training at

Washington University in St. Louis and his fellowship training at the Tria Orthopaedic Center in Bloomington.

Fetzer and his wife, Renee, have two boys, Brady and Nolan. The family resides in Bloomington.

## DAVID OLSON, M.D.

### TEAM PHYSICIAN



David Olson is in his 9th season as a Vikings Team Physician in 2011. A doctor at Broadway Family Physicians in Minneapolis, Olson is a Board Certified Specialist in Family Medicine and Sports Medicine.

Olson also works as a Team Physician with the University of Minnesota athletics where he works primarily with the men's basketball program. He volunteers his time covering Minneapolis Community and Technical College basketball, Roseville and Patrick Henry High Schools and Minnesota State High School League events.

Olson is an Assistant Professor at the University of Minnesota's Family Medicine and Community Health Department where he is active teaching medical students, Residents and Sports Medicine Fellows. A native of Sioux Falls, SD and raised in North St. Paul, Olson received his undergraduate degree from Gustavus Adolphus College and medical degree at Minnesota. Olson and wife Renee reside in Roseville with children, Tyler, Autumn and Kobe.



**STAFF**



# GEORGE PATON

## DIRECTOR OF PLAYER PERSONNEL



With over a decade of NFL experience under his belt, George Paton enters his 5th season with the Vikings as Director of Player Personnel in 2011.

Paton works closely with his former Miami and Chicago protege, Vikings Vice President of Player Personnel Rick Spielman and in conjunction with Head Coach Leslie Frazier and his staff.

The Vikings roster development through free agency, trades and the draft have built the foundation for the back-to-back NFC North Champions in 2008 and 2009. The Vikings tied a team record with 10 players earning Pro Bowl berths in 2009, 5 were acquired by the draft, 4 by free agency and 1 via trade.

The 2009 team tied the 2nd-most wins in franchise history with a 12-4 mark in the regular season and advanced to the NFC Championship game for the first time since 2000. The Vikings 22 wins over the 2008 and 2009 seasons leads the NFC over that span and ranks 2nd in the NFL.

Paton's primary focus is coordinate scouting and personnel functions within the Vikings Pro Scouting Department and

lend his expertise to the College Scouting Department as they prepare for the annual NFL Draft.

Paton spent 6 seasons (2001-06) with the Miami Dolphins as Director of Pro Personnel. Paton began his NFL career in the college and pro scouting departments of the Chicago Bears, rising to the position of Assistant Director of Pro Personnel in 2000.

A 4-year letter winner as a DB at UCLA from 1988-91, Paton was a part of a pair of Bruin bowl teams. He earned a bachelor's degree in history and went on to play in professional football leagues in Italy and Austria.

Paton (pronounced Payton) and wife, Barbara, have a daughter, Bella and son, Beau.

### BUILDING THROUGH THE DRAFT

#### PRO BOWLERS DRAFTED BY THE VIKINGS

Player	Year/Rd.	School	Pro Bowl			
Tommy Mason	1961/1	Tulane	1962-64	Henry Thomas	1987/3	Louisiana State
Rip Hawkins	1961/2	North Carolina	1963	Randall McDaniel	1988/1	Arizona State
#Fran Tarkenton	1961/3	Georgia	1964-65, '67-70, '75-77	#Terry Allen	1990/9	Clemson
#Bobby Bell	1962/2	Minnesota	1971-73	Todd Scott	1991/6	Southwest Louisiana
Carl Eller	1964/1	Minnesota	1968-71, '73-74	Ed McDaniel	1992/5	Clemson
Milt Sunde	1964/20	Minnesota	1966	#Brad Johnson	1992/9	Florida State
Dave Osborn	1965/13	North Dakota	1970	Robert Smith	1993/1	Ohio State
Gene Washington	1967/1	Michigan State	1969-70	Todd Steussie	1994/1	California
Alan Page	1967/1	Notre Dame	1968-76	Korey Stringer	1995/1	Ohio State
Bob Grim	1967/2	Oregon State	1971	Randy Moss	1998/1	Marshall
Bobby Bryant	1967/7	South Carolina	1975	Matt Birk	1998/6	Harvard
Ron Yary	1968/1	USC	1971-77	Daunte Culpepper	1999/1	Central Florida
#Ed White	1969/2	California	1975-78, '80	Michael Bennett	2001/1	Wisconsin
Jeff Siemon	1972/1	Stanford	1973, '75-77	Bryant McKinnie	2002/1	Miami
Chuck Foreman	1973/1	Miami	1973-77	Kevin Williams	2003/1	Oklahoma State
Matt Blair	1974/2	Iowa State	1977-82	E.J. Henderson	2003/2	Maryland
Sammy White	1976/2	Grambling	1976-77	Adrian Peterson	2007/1	Oklahoma
Tommy Kramer	1977/1	Rice	1986	Sidney Rice	2007/2	South Carolina
Scott Studwell	1977/9	Illinois	1987-88	Percy Harvin	2009/1	Florida
Joe Senser	1979/6	West Chester State	1981			
Wade Wilson	1981/8	East Texas State	1988			
Steve Jordan	1982/7	Brown	1986-91			
Joey Browner	1983/1	USC	1985-90			
Carl Lee	1983/7	Marshall	1988-90			
Keith Millard	1984/1	Washington State	1988-89			
#Chris Doleman	1985/1	Pittsburgh	1987-90, '92-93, '95, '97			

# Fran Tarkenton played in Pro Bowl with the NY Giants 1967-70; Bobby Bell never played with the Vikings and all his Pro Bowl appearances were with the Kansas City Chiefs; Ed White played in the 1978 and 1980 Pro Bowls with the San Diego Chargers; Chris Doleman played in the 1995 Pro Bowl with the Atlanta Falcons and the 1997 Pro Bowl with the San Francisco 49ers, Terry Allen played in the 1996 Pro Bowl with Washington, Brad Johnson played in the 1999 Pro Bowl with the Washington Redskins and 2002 with the Tampa Bay Buccaneers.



## SCOTT STUDWELL

### DIRECTOR OF COLLEGE SCOUTING

A key part of the Vikings for 35 seasons in different capacities, Scott Studwell enters the 2011 season as Director of College Scouting for the 10th season. Studwell is in his 4th decade with the team and is one of the most enduring figures in Vikings history.

Studwell enters his 20th year in the team's Player Personnel department. He retired from his 14-year playing career after the 1990 season (1977-1990) and spent a year as the Vikings Assistant to the President/Player Relations in 1991 before being named the Player Personnel Coordinator from 1992-2001. Studwell was named to his current post as Director of College Scouting in April 2002. His responsibilities include overseeing all college scouting efforts and preparation for the annual NFL Draft.

Studwell has been a part of successful drafts that have included Pro Bowlers or Pro Bowl alternates Robert Smith (1st round, '93), Todd Steussie (1st, '94), Randy Moss (1st, '98), Matt Birk (6th, '98), Daunte Culpepper (1st, '99), Michael Bennett (1st, '01), Bryant McKinnie (1st, '02), Kevin Williams (1st, '03), Adrian Peterson (1st, '07), Sidney Rice (2nd, '07) and Percy Harvin (1st, '09). The Vikings have drafted the NFL's Offensive Rookie of the Year in 2007 (Peterson) and 2009 (Harvin) with their 1st-round selections.

Studwell's place in team history was immortalized in 2009 when he was inducted into the Vikings Ring of Honor. A member of the Vikings' 25th, 40th and 50th Anniversary All-Time Teams, Studwell holds team records for tackles in a career (1,981), season (230 in '81) and game (24 vs. Detroit in '85), as well as solo tackles in a career (1,308). No other player in Vikings history has over 1,500 career tackles. According to team media guides Studwell has more tackles with one organization than any other player in NFL history. In addition, Studwell is one of only five Minnesota players to participate in over 200 games during his career. He also played in 12 playoffs contests, including NFC Championship Games following the '77 and '87 seasons. In '87 and '88 Studwell was voted to the Pro Bowl. In '89 he was named 2nd-team All-NFC by United Press International. He also was Minnesota's recipient of the Ed Block Memorial Courage Award in '87. After earning the starting MLB job in



'80, Studwell led the Vikings in tackles the next 6 seasons. He also was the team's leading tackler in '88 and '89. Studwell, who tied for the team lead in fumbles recovered three times ('82, '86, '88), finished his NFL career with 15 FRs and 11 INTs.

Drafted by Minnesota in the 9th round from Illinois in '77, Studwell finished his collegiate career as the school's second all-time tackler (342) behind Dick Butkus (374). In '76 Studwell recorded 177 tackles to surpass Illinois' season record, formerly held by Butkus. As a senior Studwell recorded 23 tackles against Purdue to tie the school's single-game record.

In '90 Studwell was named to Illinois' All-Century Team, joining Butkus and Ray Nitschke as the linebackers on that squad. Studwell earned 2nd-team All-America and 1st-team All-Big Ten honors in '76, and 2nd-team All-Conference mention in '75. Studwell also was the team's co-captain and co-MVP in '76, when he played in the Hula Bowl, East-West Shrine Game and Japan Bowl.

A native of Evansville, IN (8/27/54), John Scott Studwell starred at Evansville High School. In 2001 Studwell was elected into the Indiana Football Hall of Fame. He majored in commerce at Illinois. During his playing career, he sat on the Board of Directors of the Boys and Girls Clubs of Minneapolis. Scott and wife Jenny have two daughters, Jessie and Samantha, and a son Jack.

### COMPANY MAN

Since joining the Vikings as a 9th-round draft choice out of Illinois, Scott Studwell has called the franchise home. Following his record-setting 14-year playing career with the team he moved to a management role in 1991 and into scouting in 1992. In 2009, Studwell was inducted into the Vikings Ring of Honor, joining his honors as a member of the Vikings 25th and 40th-season teams.

#### VIKINGS ALL-TIME GAMES PLAYED

Jim Marshall.....	270
Mick Tingelhoff .....	240
Fred Cox.....	210
Carl Eller .....	209
Scott Studwell.....	202

#### VIKINGS CAREER TACKLES

Scott Studwell.....	1,981
Matt Blair.....	1,452

## FRANK ACEVEDO

### AREA SCOUT



A veteran evaluator with a track record of success, Frank Acevedo enters his 10th season with the Vikings in 2011 and his 17th season in the NFL. Acevedo joined the Vikings after seven seasons with the Kansas City Chiefs' personnel department and serves the Vikings as an Area Scout with coverage of the Midwest and East.

Acevedo spent five seasons as Kansas City's area scout covering the Big 12 region. Prior to being an area scout with the Chiefs he was an assistant in the club's personnel department.


Before joining the Chiefs personnel department, Acevedo was RBs coach at Missouri Western in 1994 and '95. Acevedo was an assistant coach at San Francisco State, from 1985-89.

Acevedo played DB for two seasons at San Francisco State after transferring from Palomar Junior College. He was a team captain at SFSU as a senior and also earned All-Northern California Athletic Conference honors.

Born in Escondido, CA (3/5/64), Acevedo attended San Pasqual High School and went on to earn his bachelor's degree in physical education from SFSU. He and his wife, Phoebe, have a daughter Estella and a son, Antonio.

## REED BURCKHARDT

### BLESTO SCOUT



Reed Burckhardt works as the club's Blesto Scout and scouts players in the central region of the country, a position he holds for the 1st season in 2011. Over the past few seasons, Burckhardt has gained experience within the franchise in several areas.

Burckhardt began with the Vikings as an intern in the operations department in 2009, interned with the Vikings scouting department in 2010 and grew into a full-time role with the team. His background in football included his tenure as a 3-year letterwinner as a backup QB at South Dakota State as the team transitioned from a Division II squad to Division I FCS

(Division I-AA). The Jackrabbits capped their transition by winning the 2007 Great West Football Conference title. Following his playing career at SDSU, Burckhardt worked with the football staff in a part-time role with recruiting and assisting coach the linebackers. He graduated in 2008 with a degree in business.

A native Minnesotan, Burckhardt attended Russell-Tyler-Ruthton High School in rural Southwestern Minnesota where he was a football and basketball standout. Burckhardt is single and resides in Minneapolis.

## CONRAD CARDANO

### REGIONAL SCOUT



Conrad Cardano is in his 3rd decade with the Vikings college scouting department in 2011, joining the team in 1987 after a successful stint in collegiate coaching and working in scouting for Blesto. Cardano is a Regional Scout for the Vikings evaluating prospects on Eastern seaboard and the Southeast.

Since joining the Vikings, Cardano has helped build a team that has made the playoffs 14 times, including NFC Central/North titles in '89, '92, '94, '98, '00, '08 and '09. The team has played in 4 NFC Championship Games during his tenure.

Prior to joining the Vikings, Cardano worked for 3 years (1984-86) for the Blesto Scouting Combine. From 1981-83 he coached at Eastern Kentucky, which won the Ohio Valley Conference title each of his 3 seasons. The Colonels captured

the NCAA Division I-AA championship in '82, when they went 13-0. Cardano joined Eastern Kentucky after 2 seasons (1979-80) overseeing WRs at Marshall. His first collegiate coaching job came as offensive coordinator at Catholic University from 1975-78. Cardano coached 2 years at Tuscola High in Waynesville, NC and Dover-Sherborn High in Dover, MA.

Cardano played quarterback for the Hagarstown Bears of the Seaboard Pro League from 1972-73. Cardano played QB at Western Carolina from 1967-70.

Born in Washington, DC, Cardano attended Bladensburg (MD) High School. He earned his bachelor's degree in health and physical education at Western Carolina. In 1982 Cardano received his master's in education administration and supervi-

## TERRANCE GRAY

### AREA SCOUT



Terrance Gray returns to the Vikings in 2011 for his 6th season as an Area Scout for the team. In his role Gray will scout the Midwest region of the country for the Vikings.

Gray comes to the Vikings from the Kansas City Chiefs where he served as the club's area scout of National Football Scouting (NFS) during the 2005 season and in preparation for the 2006 Draft. Prior to moving into scouting, Gray was the Chiefs Player Development Coordinator and worked in player personnel from June 2003 to June 2005. As a scout with Kansas City, Gray covered the Southwest.

Gray got his start in the NFL as an intern in 2002-03 in the League office working with Player and Employee Development and focused on the NFL's Continuing Education Program. Before his opportunity with the NFL, Gray worked as a student

assistant in the Oregon State University's athletic department in academic affairs as he finished his bachelor's degree in 2002.

Gray was a CB at Oregon State in 1999 and 2000 after transferring from Palomar (CA) Junior College where he was an All-America honoree and team captain. At Oregon State Gray was part of one of the Beavers' best seasons in school history as a senior, going 11-1 and ending the season ranked #4 in the nation after a 41-9 win over Notre Dame in the Fiesta Bowl. Gray played under former NFL head coach Dennis Erickson while at OSU.

A standout QB at Bayside High in Queens, NY, was the team MVP and a 1st-Team All-Queens choice by the New York Daily News. Gray and his wife, Kimberly, reside in Kansas City.

## KEVIN McCABE

### AREA SCOUT



Kevin McCabe enters his 10th season in 2011 with the Minnesota Vikings as an Area Scout, working in the Western region of the country.

McCabe came to the Vikings after working with the St. Louis Rams as an area scout for 7 years (1995-2001) and volunteering with the Rams personnel department in 1994. During his tenure with the Rams, the team became known as one of the most potent offensive attacks in the NFL. In 1999 the Rams went 13-3 in the regular season and won Super Bowl XXXIV over Tennessee following a 4-12 campaign in 1998. In 2001, St. Louis posted a 14-2 regular season mark and lost Super Bowl XXXVI to New England in one of the most exciting Super Bowls in League history. In his final three seasons with St. Louis, the Rams amassed a 37-11 regular-season record, won the NFC West title twice (1999, 2001) and finished as the

Division runner-up in 2000.

McCabe began his career in 1985 as an assistant coach at his alma mater, John Muir High School in Pasadena, CA. McCabe coached on the prep level in the Los Angeles area until becoming strength and conditioning coordinator and assistant football coach at Pomona-Pitzer College in Claremont, CA. He stayed at the school from 1991-94. In 1993 McCabe coached overseas for the East City Giants in Helsinki, Finland.

McCabe (3/23/63) is a native of Pasadena and earned a bachelor's degree in political science in 1985 from Princeton University, where he was a three-year letterman for the Tiger football team. Kevin and his wife, Anne, have sons, Torin and Keenan, and a daughter, Katherine. The family resides in Woodland, CA.

KICKOFF

EXECUTIVES

STAFF

COACHES

PLAYERS

ROOKIES

2010  
SEASON

RECORDS

PLAYOFF  
RECORDS

HISTORY

EXTRA  
POINTS

## PAUL ROELL

### REGIONAL SCOUT

A veteran scout with 20 years under his belt in the NFL, Paul Roell enters his 6th season with the Vikings in 2011 and serves as a Regional Scout. He joined the team in June 2006 and scouts the Western region for the Vikings. Part of successful programs recently, Roell has won Division titles in 5 of the past 8 seasons- NFC North in 2008 and 2009 and AFC South in 2003, 2004 and 2005.

Roell spent the previous 15 seasons as a member of the Indianapolis Colts staff as an area scout. He got his first taste of scouting from 1987-89 when he scouted high school football in western Pennsylvania for Metro Index Scouting. In 1989 and '90 Roell worked as an intern for Pittsburgh Total Scouting, a division of the Pittsburgh Steelers headed by Art Rooney, Jr. He moved into the pro scouting division of BLESTO in 1990 before joining the Indianapolis Colts in 1991.

Roell gets his first experience scouting for an NFC team

after spending his entire NFL career in the AFC prior to joining the Vikings this season. During his career with Indianapolis, Roell helped build a team that has become one of the NFL's elite. The team went 1-15 in Roell's first season with the club in 1991. The Colts went on to advance to the playoffs under three head coaches- Ted Marchibroda, Jim Mora and Tony Dungy. Recently, under Mora and Dungy, the Colts have advanced to the playoffs in six of the past seven seasons. From 2002-05 the team has amassed a 48-16 mark in regular season play and won the AFC South title from 2003-05.

As a collegian, attended Ohio State University for three years before transferring to Ohio Northern and later to Robert Morris where he earned a bachelor's degree in sport management at Robert Morris in 1990.

Roell is married to Stacey and the couple has daughters Victoria and Katelin. The Roell family resides in Kansas City.



## MIKE SHOLITON

### AREA SCOUT

Mike Sholiton returns for his 8th season with the Vikings in 2011. He comes to the team with a wealth of football experience and is no stranger to the NFL. Sholiton will serve as a Vikings Area Scout in the southern states to find college talent for the team.

Sholiton is in his second stint in the NFL after working as an intern with the scouting, video and community relations departments of the St. Louis Rams from 1997-2000. He was a member of the 1999 Rams staff when the team won Super Bowl XXXIV over Tennessee. While working with the Rams scouting department, Sholiton maintained draft boards and collected scouting reports while evaluating and profiling draft eligible seniors for the 1999 Draft.

Sholiton came to the Vikings after four seasons with Fresno State where he served as Football Operations Coordinator for the Bulldogs. During his tenure with Fresno State the team climbed the national charts and posted one of the most successful stints in school history. The Bulldogs went 36-18 in

his four seasons with the program and played in four straight bowl games, including wins over Georgia Tech and UCLA in the 2002 and 2003 Silicon Valley Football Classics respectively. While at Fresno State, Sholiton worked with current Vikings Bernard Berrian.

A native of Cleveland, Sholiton was a four-year letterwinner as a receiver and punt returner at Washington University in St. Louis. He earned his bachelor's degree in marketing in 2000 and went on to earn a master's in kinesiology from Fresno State in 2001. Sholiton and wife, Ashley, have a son, Brett Maverick and daughter, Bonnie Oakley. The family resides in San Antonio.





Jamaal Stephenson enters his 10th season with the Vikings in and was promoted during the 2009 offseason to Assistant Director of College Scouting for the team. He takes on additional administrative duties in his new role along with his responsibility for scouting the East Coast of the United States.

Stephenson joined the Vikings in 2002 after spending two years in the Houston Texans' scouting department. In May of 2000, he was hired as College Administrator for the Texans. During his time in Houston, he was in charge of scouting areas of Texas, Oklahoma and Louisiana, compiling statistics and biographical data on college players and maintaining several scouting databases for the team.

Prior to joining the Texans, Stephenson spent one year as a scouting assistant for the Washington Redskins. His duties included making recommendations on college prospects for the NFL Draft, compiling information for weekly opponent scouting reports and helping to maintain contractual and

other miscellaneous information on NFL players. In the spring of 1998, Stephenson coached defensive backs as a graduate assistant at UMass.

Jamaal Akim Stephenson (1/29/76) is a native of Goldsboro, NC. He was a four-year letterwinner at DB for Brown. Twice he earned All-Ivy League honors, and was also awarded the team's "Unsung Hero" Award. He earned his bachelor's degree in organizational behavior management from Brown in 1997, and his master's degree in sport management from Massachusetts in 1999. In 2003, Stephenson was selected to Brown's All-Decade Football Team for the 1990's. He was honored as part of the 125-year anniversary celebration of football at Brown University.

Stephenson and his wife, Emily, have a son, Noah, and a daughter, Gabrielle.

### BUILDING THROUGH THE DRAFT

The Vikings have selected the most 1st-round draft picks in team history from the University of Southern California- starting with the #1 overall pick in the 1968 Draft by taking OT Ron Yary. His selection made him the 1st offensive lineman taken with the top pick in the Draft in NFL history. The USC pipeline continued in 1974 when OT Steve Riley was taken #25 overall, 1983 with S Joey Browner at #19 overall and DE Kenechi Udezue with the #20 overall pick in 2005.

In 2011 the Vikings selected Florida State QB Christian Ponder with the #12 overall pick, only the 3rd time in team history a QB was drafted in the 1st round. The Vikings previous 2 picks in the 1st round- Adrian Peterson and Percy Harvin, have gone on to earn NFL Offensive Rookie of the Year honors in 2007 and 2009 respectively.

#### VIKINGS 1ST ROUND DRAFT PICKS BY COLLEGE (48 TOTAL 1ST ROUND SELECTIONS)

COLLEGE	VIKINGS 1ST ROUNDERS
Southern California .....	4
Ohio State .....	3
Michigan State .....	3
Oklahoma State .....	3
California .....	2
Florida State .....	2
Miami (Fla.) .....	2
North Carolina State .....	2
Notre Dame .....	2
Pittsburgh .....	2
Stanford .....	2
Washington .....	2
Wisconsin .....	2
Alabama .....	1

Arizona State .....	1
Auburn .....	1
Boston College .....	1
Central Florida .....	1
Colorado State .....	1
Florida .....	1
Iowa .....	1
Marshall .....	1
Minnesota .....	1
Mississippi State .....	1
Oklahoma .....	1
Penn State .....	1
Purdue .....	1
Rice .....	1
South Carolina .....	1
Tulane .....	1
UCLA .....	1



Kevin Williams, Oklahoma State



Percy Harvin, Florida

## SCOTT KUHN

### PRO SCOUT



Scott Kuhn returns for his 5th season with the Vikings in 2011 as a Pro Scout after spending 7 seasons on the staff of the Miami Dolphins. Kuhn will assist the Vikings with NFL-wide scouting of players, advance scouting of opponents, database operations, reports and evaluations for free agency.

Kuhn has a strong background in technology as it relates to scouting and worked with Miami as College Scouting Coordinator for his final 5 seasons. He joined the Dolphins in

2000 as a Player Personnel intern and rose within the organization during his tenure. While in Miami, Kuhn worked closely with Vikings Vice President of Player Personnel Rick Spielman and Director of Player Personnel George Paton.

A 1997 graduate of Kansas State University, Kuhn holds a degree in anthropology. He is a native of Topeka, KS and attended Hayden High. Kuhn is married to Heidi with daughters Kylla and Jamie. The family resides in Shakopee.

## RYAN MONNENS

### PRO SCOUT



Ryan Monnens begins his 10th season in the Vikings scouting department in 2011. He is responsible for scouting players in the NFL, advance scouting of Vikings opponents, assisting with the pro scouting database and scouting players in other professional leagues.

Monnens is in his 6th season as a pro scout after spending 3 seasons as a pro personnel assistant. He joined the Vikings as an intern in 1998, spending 3 seasons in public relations before joining the scouting department in 2002.

Monnens played WR at St. John's University in Collegeville, MN (1995-97) under legendary coach John Gagliardi, the all-time winningest coach in college football history. During his tenure

at St. John's, the Johnnies won the Minnesota Intercollegiate Athletic Conference title in '95 and '96, advanced to the NCAA playoffs, and posted a (25-6-1) record.

A Minnesota native, Monnens (12/4/75) grew up in Richmond and attended Rocori High School. Monnens earned his bachelor's degree in psychology from St. John's in 1998. Monnens resides in Excelsior with his wife, Krissy, and their daughter, Olivia.

## JEFF ROBINSON

### PRO SCOUT



In 2011, Jeff Robinson enters his 22nd season with the Minnesota Vikings and serves as a Pro Scout. Robinson assists the personnel department with league-wide player evaluation and preparing scouting reports on upcoming opponents.

After joining the Vikings as a public relations intern in 1990, Robinson worked two seasons (1991-92) as a public relations assistant and three years (1993-95) as operations assistant. He moved into the scouting department in June 1996.

In 1989-90 Robinson was an assistant coach at North High School in Minneapolis.

A three-year starter at cornerback at Northwestern, Robinson served as a team captain and was selected honorable-mention All-Big Ten as a senior in 1988. In the Wildcats' 28-10 win over Illinois (11/21) in '87, he returned an interception 73 yards for a touchdown, which at the time was the 7th longest interception return in school history and the longest interception return by a Northwestern player since '63. As a starter in all 11 games at right cornerback as a sophomore, Robinson helped the Wildcats post their best record (4-7) since 1973.

Northwestern also tied a school record for takeaways with 31 in '86. He was recruited by and played as a freshman for former Vikings Head Coach Dennis Green.

A native of Minneapolis, Robinson (4/16/67) was an honorable-mention All-America and a two-time All-Minneapolis Conference selection at North High School. He was a 2-time All-State pick in track and an All-City choice in basketball. A member of the National Honor Society in high school, Robinson was recognized by the Minneapolis Public School Athletic Department in '88.

Named one of the Outstanding College Students of America, Robinson earned a degree in organizational studies/business management at Northwestern. Since '91 he has served on the board of directors of the North Community YMCA. In 1995 and 1996 he hosted a college prep basketball camp for the top 30 varsity players in the Twin Cities. For the last seven years Robinson has hosted the "Jeff Robinson Football Camp". He and his wife Cassandra have two daughters, Jassandra, Jaila and a son, Jeffrey II "Deuce" and live in Shakopee.



## PAUL WIGGIN

### PERSONNEL CONSULTANT

In almost five decades as a player, coach and administrator in the National Football League, Paul Wiggin has been closely linked with the success of several teams.

In his role as a Vikings Personnel Consultant, Wiggin works with the department that is responsible for the evaluation all NFL players and advance scouting of the Vikings' upcoming opponents.

Wiggin first joined the Vikings in 1985 as defensive line coach in Bud Grant's final season as head coach. Wiggin oversaw a line that featured DE Chris Doleman and DT Keith Millard, who posted 21.0 and 18.0 sacks respectively in 1989, earning Millard NFL Defensive Player of the Year.

Wiggin's career included head coaching jobs at his alma mater, Stanford, from 1980-83 on a team that included John Elway and Darrin Nelson. From 1975-77 Wiggin was head coach of the Kansas City Chiefs. His coaching career started in 1968 with

the San Francisco 49ers defensive line.

As a standout DE for the Cleveland Browns from 1957-67, Wiggin never missed a game, playing in 146 straight. He earned Pro Bowl starts in 1965 and '67 and was named to the Browns all-time team. In 2008 he was inducted as a Cleveland Browns Legend, honoring the top players in franchise history. A 2-time All-America at Stanford, Wiggin was inducted to the College Football Hall of Fame in 2005. He has bachelor's and master's degrees from Stanford.

A native of Modesto (CA), Wiggin attended Manteca Union High. He and his wife, Carolyn, have three children and eight grandchildren.



## JERRY REICHOW

### PERSONNEL CONSULTANT

Jerry Reichow has seen the growth and development of the Minnesota Vikings with a front row seat since the team first took the field as a raw expansion outfit.

A standout player on the debut Vikings team in 1961, Reichow has worked over four decades with the team in a variety of personnel roles.

Reichow's eye for talent has played a key role in the success of the franchise and he has worked with all seven head coaches in Vikings history.

Reichow began in the Vikings front office in 1966 as Director of Player Personnel. He moved on to be Director of Football Operations in 1975 and Assistant General Manager, National Scouting in 1992. Reichow was a key contributor to the Vikings draft process throughout his career and the team developed a

reputation for finding talent hidden in late rounds of the draft.

Originally joining the team in 1961 in a trade from Washington, Reichow played 1961-64 for the Vikings. He led the team in receiving in 1961 and '62, joined Hugh McElhenny in '61 as the first 2 Pro Bowlers in team history and his 11 TD catches '61 stood as the team record until Cris Carter broke it in 1995.

Reichow entered the NFL as a 4th-round pick in 1956 by Detroit, helping the Lions to the 1957 NFL title. Reichow was the 1955 Iowa Hawkeyes MVP. He left school as the school record holder in total offense and played in the Shrine Bowl and Senior Bowl as a senior. On the hardwood, Reichow helped the team to the Final Four in 1955.

A native of Decorah, IA, Reichow and his wife, Carolyn, have three children.

## BUD GRANT

### CONSULTANT



Bud Grant holds a notable place in the history of the Vikings franchise but also in the state of Minnesota. An icon of the sport and the team, Grant and the Vikings were synonymous for his 18 seasons as head coach of the club.

Grant retired as the winningest head coach in team history following the 1985 season, capping a career that would be honored with induction into the Pro Football Hall of Fame less than a decade later. Grant's place among the giants of the game is marked by a career regular season record of 158-96-5, winning 11 division titles in his 18 seasons and leading the Vikings to the Super Bowl 4 times.

Grant's coaching career began in the Canadian Football League in 1957 with the Winnipeg Blue Bombers. Grant moved to the sideline for 10 seasons (1957-66) immediately after retiring as a player for the Blue Bombers from 1953-56 where he played both ways as a WR/DB and was a Western Conference All-Star 3 times. During a playoff game against Saskatchewan, Grant snared 5 INTs to set a pro football record for a game. He entered pro football as a player with the Philadelphia Eagles for 2 seasons in 1951-52, ranking 2nd in the NFL in receiving in 1952. Grant had a 203-yard receiving day against the Dallas Texans in 1952 that still ranks as the 4th-best day in Eagles history.

As a coach in Canada, Grant led Winnipeg to the Grey Cup 6 times, winning the title 4 times- 1958, '59, '61, '62. Grant is the 1st person to be elected to the Pro Football Hall of Fame and

the Canadian Football Hall of Fame.

Despite his many connections to Minnesota, Grant is a native of Superior, WI and graduate of Superior High. Upon graduation in 1945 he enlisted in the Navy and spent his basic training at Great Lakes Naval Station in Chicago where he played on a base football team coached by fellow Hall of Famer Paul Brown. Grant enrolled at the University of Minnesota where he would be a 3-sport standout in football, basketball and baseball. He twice earned All Big Ten honors in football. He was sought after as a pro athlete, being drafted by the Philadelphia Eagles and the NBA's Minneapolis Lakers. He won a pair of NBA titles with the Lakers in 1950 and '51 before turning to football where he played in 1951 and '52 for the Eagles. He was the 2nd-leading receiver in the NFL in 1952 before a contract dispute led him to Winnipeg to finish his playing career.

The Grant family is prominent in Minnesota in many areas. The matriarch of the Grant family, Bud's wife of 59 years, Pat, passed in the spring of 2009. Grant has 6 children, 19 grandchildren and 2 great-grandchildren.

## FRED ZAMBERLETTI

### CONSULTANT - TEAM HISTORIAN



Fred Zamberletti enters 2011 with a long and storied history with the franchise and a remarkable streak intact—Zamberletti has not missed a game in the 50-year history of the Vikings, an amazing stretch of 1,031 consecutive contests. The streak includes all preseason, regular season and postseason games in club history.

Zamberletti has earned the respect and trust of countless players and staff during his tenure with the Vikings. In his time with the team Zamberletti has been a friend, brother, father figure and mentor to countless players, coaches and co-workers. When the team held Fred Zamberletti Day on December 20, 1998 before kickoff of the Vikings-Jacksonville Jaguars game, over 100 Vikings alumni turned out to celebrate with him. To the media he's known as "Trainer for Life." Former head coach Bud Grant acknowledged him as the "Cornerstone of the Vikings" and former General Manager Mike Lynn referred to Fred as "Mr. Viking." The players with respect and admiration refer to him as "The Man." To his friends and compatriots he is known as "The Voice of Reason." Zamberletti was the Head Trainer from 1961-98, Coordinator of Medical Services from 1999-2001 and currently Senior Consultant.

A successful entrepreneur and a man of deep religious beliefs, the 78-year-old Zamberletti was a 1st Lieutenant in the U.S. Infantry. Following his graduation from the University of Iowa he served as chief physical therapist at Hibbing General Hospital in 1959 and head athletic trainer at the University of Toledo in 1960 before joining the Vikings at the team's inception in 1961.

Zamberletti is a native of Melcher, IA, and in addition to numerous professional awards he was inducted into the Minnesota Athletic Trainers Hall of Fame and was chosen Professional Athletic Trainer of the Year in 1986 by the Drackett Company of Cincinnati. He and the Vikings staff earned the 1996 NFL Athletic Training Staff of the Year. In 1999 he earned the Cain Fain Award at the NFL Physicians Sports Sciences Symposium and is an Honorary Fellow of the Minneapolis Sports Medicine Center.

Recognized by the governor as an Honorary Ambassador of the State of Minnesota, Zamberletti has also received Minneapolis' Honorary Citizen Award.



## KIMBERLY FIELDS

### DIRECTOR OF CIVIC & BUSINESS AFFAIRS

Kimberly Fields' strong background from the NFL's headquarters has helped her develop new ties as the Vikings as Director of Civic and Business Affairs. Fields works on civic, business and ownership initiatives for all departments within the Vikings' organization and heads up several special projects throughout the year that enhance the Vikings standing and vision within local business and community circles. In 2010, Fields worked closely with Vikings safety Madiou Williams and his foundation when he was selected as only the 2nd player in team history to earn the coveted Walter Payton Man of the Year Award from the NFL during Super Bowl XLV week festivities.

Fields also serves as the legal and business affairs liaison to Sales/Marketing department for contracts pertaining to sponsorship, marketing, TV, radio, events, suites and ticket sales.

Fields came to Minnesota in 2007 after spending 6 years at the NFL, most recently as the Manager of Events Business Development. Fields was responsible for enhancing opportunities for local women and minority-owned businesses to participate in the production of Super Bowl and Pro Bowl. Fields oversaw the sanctioned event process and assisted with the management of the bid process for Super Bowl XLIII, XLIV and XLV and the special events' strategic plan.

Fields has been a member of events teams charged with development, planning and implementation of the Super Bowl,

NFL Draft, Pro Bowl, NFL Kickoff Celebration, Vikings Alumni Board/Ring of Honor and the Pro Football Hall of Fame.

Prior to working in the Events department, Fields was the Manager of Career Transition Programs within the Player and Employee Development Department. In that role, she was responsible for providing assistance to NFL players in all aspects of continuing education, degree completion, graduate school preparation, life skills program and personal development through career counseling.

Prior to joining the NFL offices, Fields served as Community Relations/Fan Development Coordinator for the WNBA. Her first exposure to the sports field came as an intern at the Women's Sports Foundation in Long Island, NY and followed that with an internship with the NFL Player and Employee Development Department. Fields earned bachelor's and master's degrees in systems engineering at the University of Virginia where she competed in track and field for the Cavaliers. Fields began her professional career as a technical marketing representative at IBM before returning to UVA to earn her graduate degree and gained exposure to academic counseling as an intern with the Department of Athletics and the Dean of Students office.

A native of Richmond, VA, Fields attended Lee-Davis High School.



## BOB HAGAN

### DIRECTOR OF PUBLIC RELATIONS

Entering his 21st season in 2011 with the Vikings and his 14th as Director of Public Relations, Bob Hagan is responsible for coordinating print and electronic media coverage of the Vikings as well as overseeing the publication of the official team guide, team records and archives.

Hagan began with the Vikings as an intern in public relations for the 1991 season and was named Director of Public Relations in 1998. A 1990 graduate of Iowa State University with a bachelor's degree in mass communications, Hagan was an intern in 1989-90 for KARE-TV in the Twin Cities.

In 1991 Hagan served as an intern in the Vikings public relations office under Director Merrill Swanson. In 1992 he was hired full time and served as an assistant under Swanson

and then Dave Pelletier until his promotion to Director of Public Relations prior to the 1998 season. Following the 1998 and 2000 seasons, Hagan accompanied the Vikings staff and helped the NFL with PR efforts at the Pro Bowl. Recently, Hagan has worked with the NFL public relations staff at the past 9 Super Bowls.

A native of the Twin Cities, Hagan is a 1986 graduate of Wayzata High School. Hagan and wife Val reside in Plymouth, with children Matt, Carley and Brad.



## LUTHER HIPPE

### DIRECTOR OF OPERATIONS - TEAM TRAVEL



Luther Hippe returns as Director of Operations-Team Travel in 2011, his 6th season in that role and his 18th overall season with the Vikings. Hippe is responsible for all aspects of team travel and transportation while serving as the point person for offseason travel including bringing in players during the free agency visit process. The 2010 season presented unique challenges to Hippe and the Operations and Facilities staffs after the weather-related collapse of the domed roof at MOA Field and the moving of the final pair of home games for the Vikings to Detroit's Ford Field and TCF Bank Stadium on the campus of the University of Minnesota.

Hippe is one of the Vikings' longest-tenured employees and got his first exposure to the team as a training camp intern in 1993. He returned to the team as a season-long intern in 1994 and was hired to the staff in the spring of 1995 as an assistant in the team operations and personnel departments.

After a season in a shared capacity, Hippe turned his focus to operations. Hippe worked as a grad assistant for the Mankato State Mavericks basketball team and as a grad assistant in the athletic department before earning his master's in sports management in 1994. While on the MSU campus Hippe developed a working relationship with the Vikings that evolved into a career.

Hippe was a four-year basketball letterman at Sioux Falls College in his hometown, where he attended Sioux Falls Washington High. He earned his bachelor's in mass communications from SFC in 1987.

Hippe has been active with the Big Brothers/Big Sisters program in the Twin Cities and other charitable endeavors in his hometown. Hippe and wife, Emily, reside in Chanhassen with their son, George.

## PHIL HUEBNER

### DIRECTOR OF TICKETING & HOSPITALITY



Phil Huebner enters his 14th season with the Vikings as the Director of Ticketing and Hospitality in 2011.

Since October 1998, Huebner has overseen and revamped the successful Vikings Ticket Sales and Operations Departments, which are responsible for customer service and the sale of season, group and individual tickets along with hospitality packages. In 1999 season ticket sales were capped at 60,000, an increase of 17,000 from the 1998 season. Entering the 2011 season the Minnesota Vikings have sold out 134 consecutive pre-season, regular season and playoff games at Mall of America Field. The three largest home crowds in team history have been during Huebner's tenure, including the team-record 64,482 fans who watched the Vikings battle Green Bay on 11/2/03. The Vikings have topped the 500,000

mark for home attendance in each of the past 13 seasons, setting the franchise record at 513,437 in 2003.

Huebner joined the Vikings after 12 years with the Minnesota Twins where he was in various sales positions and spent the final two years as the Director of Sales.

A 1986 graduate of Wisconsin-Stevens Point, he has a bachelor's in political science. Huebner and wife, Debbie, have two children, Rebecca and Bret, and reside in Andover.

## DANNON HULSKOTTER

### DIRECTOR OF MARKETING & BUSINESS DEVELOPMENT



The 2011 season will be Dannon Hulskotter's 11th with the Vikings. Hulskotter and the Marketing Department are responsible for managing the team's branding, marketing, promotions, game entertainment/production, internet initiatives along with corporate hospitality and all partner and fan special event.

Hulskotter acts as the main liaison with the team's flagship radio station, network radio affiliates, and local ancillary TV and pre-season TV partner programming.

Prior to joining the Minnesota Vikings, Hulskotter worked with Pacers Sports & Entertainment in Indianapolis from 1999-2001 and CAVS/Gund Arena Company in Cleveland from 1994-99.

A graduate of the University of Iowa with a degree in sports management, Hulskotter and wife, Amy, have two sons, Jack and Alex, and reside in Prior Lake.



## KIM KLAWITER

### DIRECTOR OF SECURITY

Entering his 6th season as the Vikings' Director of Security in 2011, Kim Klawiter has worked with the team in game day and special events security since 2001.

Klawiter has a broad background in law enforcement and in the military, experience that benefits the organization as he has responsibility for the security of the Vikings owners, players and staff and the team headquarters at Winter Park. Klawiter coordinates with the Minneapolis Police Department for security at the Metrodome during Vikings home games.

A 24-year veteran of the Minnesota State Patrol, Klawiter retired as a lieutenant. He spent 15 years coordinating VIP visits to the state and was responsible for the State Patrol's highly-trained Special Response Team. Klawiter escorted Mikhail Gorbachev on his visit to the state and has provided security to three U.S. Presidents and other prominent public figures.

Klawiter was drafted into the U.S. Army in 1968 and served as a platoon sergeant in Vietnam where he earned the Bronze Star for heroism among other honors. He spent 14 total years in the military between active duty, National Guard and Army Reserve. After his tour of duty, Klawiter returned to school at the University of Minnesota, majoring in sociology.

Klawiter serves on the board and is currently Vice President of the Law Enforcement Memorial Association, an organization that supports the families of officers who have died in the line of duty.

Klawiter resides in Arden Hills with wife, Kathy. The couple has two children, Kelly and Kyle, and four grandchildren, Hunter, Tanner, Alyssa Marie and Wyatt.



## LISA LARSON

### DIRECTOR OF HUMAN RESOURCES

Lisa Larson begins her 6th season with the Vikings in 2011 and directs the employee relations, benefits, staffing, performance management, compensation, compliance, workers compensation and safety for the Vikings staff. Larson's responsibilities cover the Vikings players and coaches, full-time staff and over 200 seasonal and part-time employees.

Larson has over 15 years of experience in human resources in several varied industries, from insurance to printing and manufacturing. Before joining the Vikings in 2006, Larson spent 2004-06 in human resources at Minnesota-based power sports giant Polaris.

A native of Minnesota, Larson attended Robbinsdale Cooper High School. She captained the North Hennepin Community College softball team before transferring to St. Cloud State University where she earned a bachelor's degree in management with an emphasis in human resources.

Larson and her husband Kris reside in Rogers with their children Calvin and Lauren.



## CHAD LUNDEEN

### DIRECTOR OF OPERATIONS & FACILITIES

The 2011 season will mark Chad Lundeen's 14th with the Vikings and 2nd overseeing facilities operations at Winter Park and coordinating operations at Mall of America Field for the team. The 2010 season presented unique challenges to Lundeen and the Operations and Facilities staffs after the weather-related collapse of the domed roof at MOA Field and the moving of the final pair of home games for the Vikings to Detroit's Ford Field and TCF Bank Stadium on the campus of the University of Minnesota.

Lundeen has been associated with the team since 1998 when he did an internship with the club and was hired full time in 2000 with duties in Operations and Community Relations. In recent years Lundeen has handled the Vikings' training camp efforts at Minnesota State University, Mankato.

Already familiar with the Mankato scene, Lundeen was a natural fit. He earned a bachelor's degree in business admin-

istration from MSU and exemplified the model of the student-athlete. A four-year competitor on the Maverick hockey team, Lundeen was a summa cum laude graduate and a recipient of MSU's prestigious Preska Scholarship, presented annually to a top student who is involved actively in campus life. Lundeen earned the Team Leadership Award for his efforts in hockey as a junior. Lundeen continued his education at MSU as a graduate assistant in the athletics department and earned his master's degree in sports management.

A 1993 graduate of Little Falls (MN) High, Lundeen and wife, Lindsay, reside in Chaska with their daughter, Evelyn and son, Titus.

## BRAD MADSON

### EXECUTIVE DIRECTOR OF COMMUNITY RELATIONS/ YOUTH FOOTBALL



Brad Madson first joined the Vikings staff in 1992 and enters his 16th season in 2011 heading up team community relations and expanding the club's youth football initiatives.

In his tenure, Madson has developed the Vikings community relations into one of the NFL's strongest. Madson has worked with a pair of players who have garnered the prestigious Walter Payton Man of the Year award from the NFL- Cris Carter in 1999 and Madieu Williams in 2010. In 2008, Matt Birk was named one of three finalists for the award. The Vikings have implemented Community Tuesday as a concept that has been adopted League-wide. Community Tuesdays have Vikings players active in community events at local schools, hospitals, recreation centers and other non-profit organizations on their only day off of the week during the season. Locally, Madson supports United Way and the Page Education Foundation. Madson serves on the Board of Directors for Minnesota DARE, African American Adoption Agency, Kids Voting Minnesota, and V3 Youth Triathlon Team. Madson also serves on the University of Minnesota School of

Journalism Alumni Board, Minneapolis Park Board Youth Sports Work Team, and Salvation Army Harbor Light Center Advisory Council. Through NFL Charities and LISC (Local Initiatives Support Corporation), Madson has helped lead over \$1 million in refurbishing projects of North Commons Park, Parade Stadium, MacQuarrie Field at Minneapolis Washburn High School and Les Barnard Field in Minneapolis, Griffin Stadium and Jimmy Lee Center in St. Paul and the Heritage Sports Center in Duluth. In 2009, Madson received the "Distinguished Service Award" from the Minnesota Football Coaches Association.

Madson worked with the Vikings suite and ticket sales efforts from 1992-96 before moving into community relations. A graduate of the University of Minnesota in journalism, Madson worked in television sports as an anchor and reporter prior to joining the Vikings. Madson was a member of the Golden Gophers' Big 10 champion tennis team during his college career. Madson is single and resides in Minneapolis.

## BOB MARCUS

### DIRECTOR OF VIDEO



In his 11th season with the Vikings in 2011, Bob Marcus is in his 10th as Director of Video after serving as Director of Digital Video in 2001.

Marcus is responsible for overseeing all aspects of videotaping Vikings practices and games as well as distributing video to coaches and players.

The Vikings utilize an XOS Technologies digital video network that features viewing stations in each meeting room and coach's office. Every NFL game and all practice footage is put online to be instantly accessed by players, coaches and scouts.

Prior to joining the Vikings in 2001, Marcus worked with the University of Minnesota Golden Gopher football program as video coordinator for 17 years. A native of Minneapolis, he

attended Edison High School. Marcus is a 1982 graduate of the University of Minnesota with a degree in photojournalism.

As an undergraduate, Marcus was a student assistant for the Gophers and got his start filming practices and games for the football team. Marcus was hired by the University full-time in 1984. During his tenure with Minnesota, he worked with Gophers head coaches Joe Salem, Lou Holtz, John Gutekunst, Jim Wacker and Glen Mason. The 1985 Gophers won the Independence Bowl, the '86 club played in the Liberty Bowl, the '99 team was in the Sun Bowl and the 2000 Gophers played in the Micron PC Bowl.

Marcus and his wife, Tami, have two children, Rob and Amy, and reside in Champlin.

## J.P. PAUL

### DIRECTOR OF PRIVATE SUITE SALES & SERVICE



The 2011 season will be J.P. Paul's 9th season with the Vikings organization and his 6th season as the team's Director of Private Suites Sales and Service.

As part of his responsibilities, Paul oversees all sales and operational aspects of Mall of America's Private Suites and serves as the Vikings Suite liaison with Aramark and Main Gate, which provide catering services and merchandise fulfillment, respectively, for the Private Suites. Under Paul's leadership, the Vikings also introduced the Legends Club and TicketExchange Touchdown Club. These exclusive Premium Seating areas were the first of their kind in the history of the stadium. In 2010, the Vikings Premium Seating Department introduced the Gridiron Club, a brand new members-only club/bar which

will further enhance the game day experience for Vikings fans.

Along with his day-to-day responsibilities with the Vikings, Paul is a member of the Association of Luxury Suite Directors where he served as the NFL's 2007 Premium Seating Committee Chairman and is also very active coaching youth baseball and basketball. A lifelong sports fan and participant, he played Division I collegiate baseball at Miami University in Oxford, Ohio, where he graduated in 1992 with a bachelor's degree in marketing.

J.P. and his wife, Megan, reside in Chaska with their three sons, Ryan, Matthew and Nicholas.



## LES PICO

### EXECUTIVE DIRECTOR OF PLAYER DEVELOPMENT/LEGAL

Entering his 7th season with the Vikings and his 14th associated with the National Football League, Les Pico serves the Vikings as Executive Director of Player Development/Legal.

Pico is responsible for heading the Vikings efforts in continuing education, family assistance and career internships. Pico joins players at the annual Rookie Symposium, serving as a team liaison between the NCAA and the team and legal issues that arise concerning players, coaches and staff. Pico helped implement a Vikings "mini-symposium" to assist rookies in their transition to life in the NFL and he lends his expertise to the team during the NFL Combine and during the free agency period. In 2008, the Vikings were honored by the NFL with the Player Development Continuing Education Award when an NFL-high 9 players were enrolled in school.

Pico joined the Vikings after 4 seasons with the Kansas City Chiefs where he worked as Player Development Coordinator/Legal. Pico worked with NFL Security from 1998-2000 and with the NCAA from 1991-98 as an enforcement representative.

A native of Mesa, AZ, he attended Scottsdale Community College where he was a decorated QB and team MVP. After SCC, Pico went on a 2-year LDS mission was involved in private business. He returned to Arizona State to complete his bachelor's where he was a Cum Laude graduate in criminal justice in 1987 and went on to law school at Washburn (KS) University, earning his Juris Doctorate in 1991. Pico served as an assistant football coach at Washburn while attending law school.

Pico and his wife, Rita, have four children.



## DENNIS RYAN

### EQUIPMENT MANAGER

One of the veteran equipment managers in the NFL, Dennis Ryan enters his 36th season on service with the Vikings in 2011. A lifetime resident of St. Paul, Ryan joined the Vikings in 1976 as an assistant to Jim "Stubby" Eason, who spent 20 years as the Vikings Equipment Manager. Ryan was elevated to the position in June 1981. At a mere 21, Ryan became the youngest equipment manager in the NFL. He is only the second person in Vikings history to hold the job.

In 1984 Ryan designed the first eye shield to be worn by a player in an NFL game, creating a shield to protect defensive lineman Mark Mullaney, who had suffered an eye injury in a previous game. The revolutionary idea caught on and evolved

into a common piece of football equipment. In March 1995 Ryan received the Whitey Zimmerman Award, recognizing the NFL's Equipment Manager of the Year.

Ryan attended the University of Minnesota (1978-79) and University of St. Thomas (1980-81). He and wife Laura, have three children, Ben, Maureen and Annie, and reside in St. Paul.



## MIKE SLATES

### DIRECTOR OF SALES & SERVICE

Mike Slates begins his 12th season with the Vikings in 2011 as Director of Corporate Sales & Service. Slates is responsible for overseeing all aspects of corporate sponsorship revenue, including media, signage, print, internet, promotional and special event sales. Under his leadership and with the addition of radio and television broadcast rights, the group has totaled record-setting revenues each year. Slates also directs the Partnerships group, which is responsible for providing an elite level of service to the team's corporate partners via corporate travel/hospitality, in- and out-of-stadium promotions and special events as well as other corporate partnership elements.

Prior to joining the Vikings, Slates was a Corporate Sales Consultant for the NBA's Cleveland Cavaliers. From 1998-2000, he was Director of Corporate Sales for the Columbus Crew of Major League Soccer. During that time the Crew opened the nation's first professional soccer-specific stadium.

Slates, who earned his bachelor's degree in sports management at Bowling Green State University, has a daughter, Rachel, and a son, Noah. Slates resides in Prior Lake.

## VIKINGS STAFF



**Jeff Anderson**  
Director of  
Corporate Communications



**Amy Anthony**  
Events & Hospitality Manager



**Don Becker**  
Consultant - Stadium &  
Real Estate Development



**Kent Bergsrud**  
Ticket Account Executive



**Charlie Boeckenheuer**  
Ticket Account Executive



**Luke Burson**  
Football Information  
Systems Analyst



**Ryan Cardinal**  
Interactive Marketing  
Coordinator



**Eric Charlson**  
Facilities Assistant



**Laura Culbertson**  
Ticket Account Executive



**Bobbe Daggett**  
Finance Assistant



**Grant Davison**  
Turf Manager



**Anne Doepner**  
Manager of Football  
Administration



**Tanya Dreesen**  
Corporate Sales Manager



**Alicia Dreyer**  
Graphic Design Specialist



**Peter Duggan**  
Corporate Sales Manager



**Jon Ekstrom**  
Public Relations Assistant



**Nathan Fix**  
Marketing Partnerships  
Manager



**Kieron Frazier**  
Legal Affairs



**Adam Groene**  
Assistant Equipment Manager



**Matt Guba**  
Marketing Partnerships  
Coordinator



# VIKINGS STAFF




**Travis Hamre**  
Ticket Account Executive-  
Group Sales



**Bryan Harper**  
Senior Marketing Manager,  
Executive Producer, V.E.N.



**Todd Hauck**  
Information Technology  
Specialist



**Mike Huiras**  
Editor and Videographer



**Trish Huizinga**  
Executive Assistant to Owners



**Lois Hyde**  
Office Assistant



**Deb Jones**  
Marketing Manager-  
Special Events



**Natalie Kolander**  
Corporate Sales Manager



**Tami Krause**  
MVC Head Coach &  
Coordinator



**Pat Leopold**  
Vikings Children's Fund  
Coordinator



**Ryan Logan**  
Video Assistant



**Sharon Lohmar**  
Ticket Sales Representative



**Jess Lowenberg**  
Graphic Design Specialist



**Mike Manahan**  
Manager of Private Suite  
Operations



**Paul Martin**  
Team Operations Coordinator/  
Training Camp



**Tracy McDonald**  
Executive Assistant



**Geji McKinney**  
Director of Food Service  
Operations



**Joe Mee**  
Manager of Ticket Operations



**Doug Melnyk**  
Corporate Sales Manager



**Carl Miklas**  
Controller

## VIKINGS STAFF



**Nick Miller**  
Video Assistant



**Marc Morgan**  
Senior Corporate Sales  
Manager



**Jay Nelson**  
Multimedia Specialist



**Paul Nelson**  
Manager-Football Information  
Systems



**John Neppi**  
Ticket Sales Manager



**Aaron Neumann**  
Assistant Equipment Manager



**Cheryl Nygaard**  
Information Technology  
Manager



**Chuck Pamperin**  
Ticket Sales Representative



**Logan Pinckney**  
Ticket Account Executive



**Mary Redmond**  
Executive Assistant to the  
Head Coach



**Steve Reed**  
Ticket Account Executive



**Emily Rooney**  
Marketing Partnerships  
Coordinator



**C.J. Rugh**  
Sales & Marketing Coordinator



**Ren Rutkus**  
Sales & Partnerships Assistant



**Nicole Santelman**  
Manager of Private Suite Sales



**Ann Schumacher**  
Accounting Manager




**Carla Smith**  
Payroll Supervisor/Accountant



**Jordan Struck**  
Editor and Videographer



**Erin Swartz**  
Marketing Manager -  
Branding & Promotions



**Brett Taber**  
Marketing Coordinator

## VIKINGS STAFF



**Kimi Tonneson**  
Accounting Clerk



**Viktor**  
The Viking



**Allan Wertheimer**  
Production Coordinator



**Tom West**  
Assistant Director of  
Public Relations



**Kelly Wilske**  
Executive Assistant -  
Player Personnel



**Mike Wobschall**  
Vikings.com Writer/Editor





## 2011 VIKINGS CHEERLEADERS

To book an appearance by the Minnesota Vikings Cheerleaders or to get information on their many programs, including the Junior Cheerleaders and Senior Cheerleaders, visit vikings.com or contact the Cheer Coordinator at 952-828-6530. The ladies make appearances at corporate, charity, community and sponsor events throughout the year and travel in support of our troops serving overseas. Cheerleader merchandise can be found online at vikings.com and at local stores.






**PLAYERS**



# 39 HUSAIN ABDULLAH



**Safety**  
**6-0, 204**  
**4th NFL Season**  
**4th with Vikings**

**Washington State**  
**Rookie FA for 2008**  
**DOB: 7-27-85**  
**Pomona, CA**

**GAMES/STARTS (regular season, playoffs)** 2008 (16/0, 1/0), 2009 (14/0, 2/0), 2010 (15/15). **Total- 45/15, 3/0.**

- Stepped into starting role in 2010 and tied for Vikings lead in interceptions.
- Brother, Hamza, is a fellow NFL player, seeing action with Denver, Cleveland and Arizona. The Abdullah brothers were teammates at Washington State.

**OFF THE FIELD** Earned bachelor's degree in sociology from Washington State...Has 7 brothers and 4 sisters...Brother, Hamza, plays safety for the Arizona Cardinals...Younger brother, Esa Johnwell, is a WR at Washington State...Hosted a free youth football camp with his brother, Hamza, during the 2011 offseason in Pomona, CA...Visited the University of Minnesota Amplatz Children's Hospital in 2009 and took part in Race For The Cure on Mother's Day 2009...Married to wife, Zhavon, with a son, Jalaal and a daughter, Kameela...Invited to White House during 2011 Training Camp as part of Ramadan celebration.

**PRO** Notched 1st career sack against Seattle in 2009 when he caught Seneca Wallace...Had 41 special teams tackles during 2008-09 seasons...Advanced to playoffs in each of his opening 2 NFL seasons...Led the Vikings in special teams tackles as a rookie with 24, the most by a rookie and 1st rookie to lead the team since 2003...Only the 7th rookie in Vikings history to lead the team in the category...Only rookie free agent to play in all 16 games in 2008...Joins former Washington State teammate 5 Eric Frampton on the Vikings roster.

**2010** Earned starting job during training camp and opened all 15 games he played...Tied for Vikings lead with 3 INTs on the season and ranked 4th on team with 98 tackles and 2nd among DBs...Snared his first 2 INTs of career off Jay Cutler at Chicago

(11/14) and grabbed 3rd of season at Philadelphia (12/28) off Michael Vick in upset win...Played against brother, Hamza, vs. Arizona (11/7)...Started 1st career game at New Orleans (9/9) in Thursday night NFL kickoff game...Notched career-best 12 tackles in game vs. Chicago (12/10) on Monday Night Football, a game played at TCF Bank Stadium on the campus of the University of Minnesota.

**2009** Saw action on defense for the 1st time in his career... Posted career-high 3 tackles at St. Louis (10/11)...Sacked Seahawks QB Seneca Wallace vs. Seattle (11/22), his 1st career sack...Continued to excel on special teams, notching 17 tackles to finish 5th on the team...Had career-best 4 special teams stops vs. NY Giants (1/3/10) in regular season finale... Had 3 special teams stops at New Orleans (1/24/10) in NFC Championship game.

**2008** Led the Vikings as a rookie with 24 special teams tackles, the most by a rookie since E.J. Henderson's 27 in 2003... Is the 7th rookie in Vikings history to lead the team in the category and 1st since Henderson...Was the only rookie free agent to play in all 16 games for the Vikings...Recorded 1 special teams stop in the Wild Card playoff vs. Philadelphia (1/4/09)... Tallied a season high 3 special teams tackles at Chicago (10/19).

**COLLEGE** Named Honorable Mention All-Pac 10 as a senior after recording team highs with 93 tackles and 4 INTs...Named team Defensive MVP after his final campaign...Finished career with 10 INTs, placing him 11th in school history...Started 33 consecutive games to finish his career.

**PREP** Standout in football, basketball and golf at Pomona, CA High School...Named to 2nd team All-CIF as a senior...CIF Div. 9 Defensive Player of the Year...Named to the All-CIF All-Division 2nd team...Lettered 3 years in golf and 2 years in basketball.

**ABDULLAH'S NFL TOTALS**

Year	GP/GS	Tackles				Sacks	INTs	PBU	TFL	QBH	FF/FR	Special Teams
		Solo	Asst.	Total								
2008 (Minn)	16/0	0	0	0	0.0	0	0	0.0	0	0/0	24	
Playoffs	1/0	0	0	0	0.0	0	0	0.0	0	0/0	1	
2009 (Minn)	14/0	3	1	4	1.0	0	0	0.0	0	0/0	17	
Playoffs	2/0	0	0	0	0.0	0	0	0.0	0	0/0	5	
2010 (Minn)	15/15	60	38	98	0.0	3 (5)	9	3.0	1	0/0	8	
<b>Totals</b>	<b>45/15</b>	<b>63</b>	<b>39</b>	<b>102</b>	<b>1.0</b>	<b>3 (5)</b>	<b>9</b>	<b>3.0</b>	<b>1</b>	<b>0/0</b>	<b>49</b>	
Playoffs	3/0	0	0	0	0.0	0	0	0.0	0	0/0	6	

**SINGLE-GAME CAREER HIGHS**

- Tackles.....12.....vs. Chicago, 12/20/10
- Solos.....8.....vs. Detroit, 9/26/10
- Interceptions.....2.....at Chicago, 11/14/10
- Sacks.....1.0.....vs. Seattle, 11/22/09
- Passes Defensed.....3.....at Philadelphia, 12/28/10
- Tackle for Loss.....1.....3 times, last at Detroit, 1/2/10
- QB Hurry.....1.....at Washington, 11/28/10
- Special Teams Tackles.....4.....vs. NY Giants, 1/3/10

**ABDULLAH'S INTERCEPTIONS**

GAME	QB	INTs (Yds)
@ Chicago, 11/14/10	Jay Cutler	2 (5)
@ Philadelphia, 12/28/10	Michael Vick	1 (0)
<b>Total</b>		<b>3 (5)</b>

**ABDULLAH'S SACKS**

GAME	QB	SACKS
vs. Seattle, 11/22/09	Seneca Wallace	1.0

KICKOFF EXECUTIVES STAFF COACHES PLAYERS ROOKIES 2010 SEASON RECORDS HISTORY EXTRA POINTS



# 21 ASHER ALLEN

**Cornerback**  
**5-9, 194**  
**3rd NFL Season**  
**3rd with Vikings**

**Georgia**  
**D3 (#86) for 2009**  
**DOB: 1-22-88**  
**Tucker, GA**

**GAMES/STARTS (regular season, playoffs)** 2009 (10/1, 2/0), 2010 (14/11). **Total-** 24/12, 2/0.

- Snared INTs in consecutive games in 2010 vs. NY Giants and vs. Chicago and led team with 10 passes defended on season.
- Had a sack and forced fumble in his 1st career game played at the defending Super Bowl champion Steelers in 2009.
- Started career-high 11 games in 2010.

**OFF THE FIELD** Took up golf in 2010 offseason, playing regularly with fellow DBs...Regularly works with teammates at community outreach events...Spoke to elementary school students about healthy eating and exercise during 2011 offseason...Majored in health promotion...Cousin of Pro Football Hall of Fame WR Michael Irvin.

**PRO** Started 11 games in 2010 and snared a pair of INTs... Started 1st career game on Sunday Night Football at Arizona (12/6/09)...Made impact in his 1st career game, forcing a fumble on a sack of QB Ben Roethlisberger at Pittsburgh (10/25/09)...Part of impressive performance by rookie class in 2009 as all 5 players started a game during the 2009 season... The Vikings 3rd round selection in 2009, taken with the 86th overall pick...Declared for the NFL Draft after junior season.

**2010** Stepped into starters role for career-high 11 games, replacing injured Cedric Griffin at RCB...Led team with 10 passes defended and snared 2 INTs...Had career-high 11 tackles vs. NY Giants (12/13) and grabbed an INT in game played at Detroit's Ford Field following the Metrodome roof collapse... Notched 27-yard INT return off Bears QB Jay Cutler in Monday Night Football game at TCF Bank Stadium, his career-long.

## ALLEN'S NFL TOTALS

Year	GP/GS	Tackles			Sacks	INTs	PBU	TFL	QBH	FF/FR	Special Teams
		Solo	Asst.	Total							
2009 (Minn)	10/1	20	3	23	1.0	1 (0)	1	1.0	0	1/0	5
Playoffs	2/0	2	0	2	0.0	0	0	0.0	0	0/0	1
2010 (Minn)	14/11	41	18	59	0.0	2 (27)	10	0.0	0	0/0	5
<b>Totals</b>	<b>24/12</b>	<b>61</b>	<b>21</b>	<b>82</b>	<b>1.0</b>	<b>3 (27)</b>	<b>11</b>	<b>1.0</b>	<b>0</b>	<b>1/0</b>	<b>10</b>
Playoffs	2/0	2	0	2	0.0	0	0	0.0	0	0/0	1

## SINGLE-GAME CAREER HIGHS

- Tackles.....11.....vs. NY Giants, 12/13/10
- Solos.....10.....vs. NY Giants, 12/13/10
- Sacks.....1.0.....@ Pittsburgh, 10/25/09
- Interception.....1.....vs. Seattle, 11/22/09; vs. NY Giants, 12/13/10; vs. Chicago, 12/20/10
- Passes Defended.....2.....@ NY Jets, 10/11/10; at Washington, 11/28/10
- Tackle For Loss.....1.....vs. Detroit, 11/15/09
- Forced Fumble.....1.....@ Pittsburgh, 10/25/09
- Special Teams Tackles.....2.....@ Green Bay, 11/1/09

ALLEN'S SACK GAME	QB	SACKS
@ Pittsburgh, 10/25/09	Ben Roethlisberger	1.0

**2009** Played in the final 10 games of the regular season and both playoff contests...Inactive for the opening 6 games of the season before earning his way onto the field...Started 1st career game at Arizona (12/6), a prime-time game on NBC's Sunday Night Football...Made most of his 1st career action at Pittsburgh (10/25), catching QB Ben Roethlisberger and forcing a fumble on the sack...Posted 1st career INT vs. Seattle (11/22) when he snared a pass off Matt Hasselbeck...Had career-best 5 tackles in 3 games during the season- vs. Detroit (11/15), at Arizona (12/6) and vs. NY Giants (1/3/10).


**COLLEGE** Started 24-of-39 games played in 3-year career... Played with a fractured right hand for 5 games, nearly half his junior season and was still a semi-finalist for the Jim Thorpe Award and quarter-finalist for the Lott Trophy in 2008, which honors the nation's top collegiate defensive backs...Had 53 tackles and 7 pass breakups despite his hand injury in 2008... Started 11 games as a sophomore and had a career-best 64 tackles with 2 sacks and 3 INTs...Tied UGA record with 28 kick-off returns for a single-season record 690 yards...Named UGA's Defensive Newcomer of the Year as a freshman...Started the team's final 11 games as a sophomore...Enrolled at Georgia in January, 2006, competing during spring drills.

**PREP** Earned Atlanta *Journal-Constitution* Super 11 and Super Southern 100 honors in football at Tucker HS in Atlanta... Member of the Fox Sports Net All-South 3rd-team, Super Prep All-American and Prep Star Top 200 squads...Earned Coaches Choice All-State honors as a junior PR/KR, with 7 punt returns and 2 kickoffs for TDs...Played basketball and ran track.

ALLEN'S INTERCEPTIONS GAME	QB	INTs
vs. Seattle, 11/22/09	Matt Hasselbeck	1 (0)
vs. NY Giants, 12/13/10	Eli Manning	1 (0)
vs. Chicago, 12/20/10	Jay Cutler	1 (27)
<b>Total</b>		<b>3 (27)</b>

KICKOFF  
 EXECUTIVES  
 STAFF  
 COACHES  
 PLAYERS  
 ROOKIES  
 2010 SEASON  
 RECORDS  
 PLAYOFF RECORDS  
 HISTORY  
 EXTRA POINTS

# 69 JARED ALLEN



**Defensive End**  
**6-6, 270**  
**8th NFL Season**  
**4th with Vikings**

**Idaho State**  
**Trade (KC) for 2008**  
**DOB: 4-3-82**  
**Los Gatos, CA**

**GAMES/STARTS (regular season, playoffs)** 2004 (15/10-KC), 2005 (16/15-KC), 2006 (16/16, 1/1-KC) 2007 (14/14-KC), 2008 (16/16, 1/1), 2009 (16/16, 2/2), 2010 (16/16). **Total-** 109/103, 4/4 (61/55, 1/1-KC; 48/48, 3/3-Minn.).

- Led Vikings with 14.5 sacks in each of his opening 2 seasons with Minnesota, earning trips to the **Pro Bowl** and being honored as an **AP 1st-Team All-Pro** both seasons.
- Was 2007 NFL sack king with 15.5 en route to his **1st Pro Bowl** and **1st-Team All-Pro** honors.
- Joins only Reggie White in NFL history as players who have posted 14.5+ sacks in 3 straight seasons.

**OFF THE FIELD** A long-time supporter of veterans, started Jared Allen's Homes for Wounded Warriors in 2010, a charity to provide handicap-accessible homes for veterans returning from duty...Took part in USO tour to Iraq in March 2009...Extensively toured Africa following his USO stint...Majored in mass communications at ISU...Spent parts of his 2009 offseason hunting throughout North America, pursuing wolves, bison and elk to name a few...Took a bison while archery hunting on Relentless Pursuit TV show...Has a brother in the Marine Corps...Owns a clothing company, Jared Allen 69, available at JaredAllen69inc.com...Active with Juvenile Diabetes Foundation...Father, Ron, was a football standout at Jamestown (ND) College who went to training camp with the Vikings and played in the USFL...Older brother played football at Jamestown and his younger brother played at Idaho State before joining the Marine Corps...Incorporated mixed martial arts into his offseason conditioning...Visited Moorhead, MN, area as part of the 2008 Vikings You Made The Team Community Tour...Married in spring 2010...Has 3 dogs- Bonnie, Clyde and Rocco.

**PRO** Leads the NFL in sacks since 2004 with 83.0...Has earned 1st-Team Associated Press **All-Pro** honors and **Pro Bowl** berths from 2007-09...Led Vikings and ranked 2nd in the NFL with 14.5 sacks in 2009...Established Vikings record with 3 career safeties...Had career-best 2 INTs during 2010...Scored 4 career TDs, 2 on defense with a 36-yard INT return at Detroit (1/2/11) and returned a fumble 52 yards for a score at St. Louis (10/11/09)...Scored 2 TDs on receptions in goal-line situations while with Kansas City...Posted 4.5 sacks vs. Green Bay (10/5/09), the 2nd-most in a game in Vikings history...Has 20



career multi-sack games, including playoffs...Acquired by the Vikings via trade with Kansas City on 4/23/08, sending the Vikings 1st-round pick (#17) and both 3rd-round picks (#73, #82) along with swapping 6th-round picks (#182 for #187) with the Chiefs...His 15.5 sacks in 2007 is the 2nd-best single-season performance in Kansas City history behind Derrick Thomas' 20.0 in 1990...Ranks 6th in Chiefs history with 43.0 career sacks...Set Chiefs record and led NFL with 6 fumble recoveries in 2006...Scored a pair of TDs on goal-line receptions in 2007, hauling in a 2-yard pass vs. San Diego (12/2/07) and a 1-yarder at Detroit (12/23/07)...Entered the NFL as a 4th-round pick (#126) by Chiefs in 2004...Was the 12th DE drafted in 2004.

**HONORS** Named to **50 Greatest Vikings** team as part of 50th season celebration in 2010...2007, 2008, 2009 1st-Team **Associated Press All-Pro**...2007, 2008, 2009 **Pro Bowl**...Vikings 2009 **Defensive MVP** as voted by teammates...**NFC Defensive Player of the Week** vs. Chicago (11/30/08)...**AFC Defensive Player of the Month** in October 2007...**AFC Defensive Player of the Week** vs. Washington (10/16/05)...2006 **USA Today All-Joe Team**...2004 Pro Football Weekly **All-Rookie Team**.

**2010** Led Vikings in sacks for 3rd straight season and elevated himself into elite company by moving to 3rd in NFL history for sacks in a player's opening 7 seasons with 83.0, trailing only Hall of Famers Reggie White (110.0) and Derrick Thomas (85.0)...Moved into 1st place in Vikings history with 40.0 sacks in his opening 3 seasons, passing Alan Page's 28.5...Scored 4th career TD and 1st by INT return, at Detroit (1/2/11)...His TD at Detroit was his 2nd defensive TD since joining the Vikings...Tied Vikings record for defensive linemen with 2 INTs in a season...Had a 6-game streak with a sack and had a sack in 8 of the final 9 games of the season...Notched season-high 2.5 sacks vs. Arizona (11/7).

**2009** Followed impressive debut with the Vikings with another record-setting season...Earned 1st-Team **All-Pro** honors from Associated Press and was a **Pro Bowl** starter...Ranked 2nd in the NFL with 14.5 sacks...Notched 4.5 sacks vs. Green Bay (10/5) on Monday Night Football, the 2nd-best single-game sack performance in Vikings history...Set Vikings record with his 3rd career safety when he sacked Packers QB Aaron Rodgers in the end zone vs. Green Bay (10/5)...Posted 7.5 sacks for the season in 2 meetings with Green Bay...Scored 1st career defensive TD at St. Louis (10/11) when he picked up a Kyle Boller fumble and returned it 52 yards for a TD...Snared an INT, the 2nd of his

## TOP OF THE HEAP

Jared Allen leads the NFL in sacks since entering the league as a 4th-round pick and the 12th DE drafted in 2004. He joined Reggie White as the only NFL players to notch at least 14.5 sacks in 3 straight seasons (2007-10). He notched his career-high 4.5 sacks in a game vs. Green Bay (10/5/09).

### 2004-10 NFL SACKS

PLAYER	SACKS
Jared Allen	83.0
DeMarcus Ware	80.0

### VIKINGS SINGLE-GAME SACKS

PLAYER	SACKS
Randy Holloway, vs. Atlanta, 9/16/84	5.0
Jared Allen, vs. Green Bay, 10/5/09	4.5

## IMMEDIATE IMPACT

Jared Allen has made the most of his short time in Minnesota by leading the team with back-to-back 14.5 sack seasons and showing a knack for making big plays in big games, including 7.5 sacks against Green Bay in 2009.

### VIKINGS SINGLE-SEASON SACKS

PLAYER, SEASON	SACKS
Chris Doleman, 1989.....	21.0
Keith Millard, 1989.....	18.0
Alan Page, 1976.....	18.0
John Randle, 1997.....	15.5
Carl Eller, 1977.....	15.0
Carl Eller, 1969.....	15.0
<b>Jared Allen, 2009.....</b>	<b>14.5</b>
<b>Jared Allen, 2008.....</b>	<b>14.5</b>
Chris Doleman, 1992.....	14.5

### VIKINGS CAREER SAFETIES

PLAYER	SAFETIES
<b>Jared Allen.....</b>	<b>3</b>
Chris Doleman.....	2
Alan Page.....	2
Carl Eller.....	2

career, vs. Chicago (11/29) off Jay Cutler...Tied career high with 10 tackles vs. Baltimore (10/18).

**2008** Impact player for the Vikings after his acquisition in blockbuster trade days before the 2008 Draft...Earned 1st-Team **All-Pro** honors from Associated Press and named to **Pro Bowl** for 2nd straight year...Joined fellow linemen Kevin Williams and Pat Williams earning Pro Bowl berths, the 1st trio of Vikings linemen in the game since 1969...Led Vikings and ranked 5th in the NFL with 14.5 sacks...His 14.5 sacks were the most by a Viking since John Randle's 15.5 in 1997 and are the most in a player's 1st season with the Vikings...Tied Vikings playoff record with 2.0 sacks on QB Donovan McNabb vs. Philadelphia (1/4/09)...Tied Vikings and NFL record with 2 safeties on the season...Helped Vikings defense rank #1 in the NFL against the run and #6 overall, the highest overall ranking since 1994 and the 1st NFL team since the 1970 AFL-NFL merger to rank #1 in rushing defense 3 straight seasons...Had season-high 2.5 sacks vs. Chicago (11/30) on Sunday Night Football, earning **NFC Defensive Player of the Week**...Battled shoulder and knee injuries but did not miss a game...Had streak of 3 games with multiple sacks- 2.5 vs. Chicago (11/30), 2.0 at Detroit (12/7) and 2.0 at Arizona (12/14).

**2007** Had 15.5 sacks in 14 games to lead the NFL...Tabbed as an Associated Press 1st-Team **All-Pro** and named an AFC starter

### ALLEN'S NFL TOTALS

Year	GP/GS	Tackles			Sacks	INTs	PBU	TFL	QBH	FF/FR
		Solo	Asst.	Total						
2004 (KC).....	15/10	26	13	39	9.0	0	0	--	27	0/0
2005 (KC).....	16/15	49	27	76	11.0	0	7	--	54	7/2
2006 (KC).....	16/16	64	11	75	7.5	1 (3)	8	--	16	3/6
Playoffs.....	1/1	6	2	8	0.0	0	0	--	1	0/0
2007 (KC).....	14/14	62	5	67	15.5	0	11	--	18	3/0
2008 (Minn).....	16/16	59	16	75	14.5	0	3	9.0	52	3/0
Playoffs.....	1/1	6	1	7	2.0	0	1	2.0	1	1/0
2009 (Minn).....	16/16	63	16	79	14.5	1 (-4)	4	13.0	47	8/3
Playoffs.....	2/2	5	4	9	1.0	0	2	1.0	9	1/0
2010 (Minn).....	16/16	54	23	77	11.0	2 (40)	5	8.0	54	1/1
<b>Totals.....</b>	<b>109/103</b>	<b>377</b>	<b>111</b>	<b>488</b>	<b>83.0</b>	<b>4 (39)</b>	<b>38</b>	<b>--</b>	<b>268</b>	<b>25/12</b>
Playoffs.....	4/4	17	7	24	3.0	0	3	--	11	2/0

in the **Pro Bowl**...Became 1st Chiefs DE in the Pro Bowl since Neil Smith in 1995...Was the 1st Chief to lead the NFL since Derrick Thomas in 1990 with 20.0...Won the Derrick Thomas Award as Chiefs MVP, the 1st defender to earn the honor since Marcus Patton in 1999...Caught 2 TD passes in goal-line situations in the final month of the season and blocked a 49-yard FG attempt by Colts K Adam Vinatieri at Indianapolis (11/18)...Began the season on the NFL's Reserve/Suspended List for 2 games...His 1st game back on the field was vs. Minnesota (9/23) where he had 2.0 sacks of QB Kelly Holcomb and forced a fumble on RB Adrian Peterson, along with 9 tackles...Named **AFC Defensive Player of the Month** for October...Had 7 multi-sack games during the season.

**2006** Started all 16 games and the AFC Wild Card playoff game at Indianapolis (1/6/07)...Led NFL with 6 fumble recoveries and had 24 yards on returns...Named to USA Today **All-Joe Team**...Notched 1st career INT off Seneca Wallace vs. Seattle (10/29)...Ranked 5th on team with 75 tackles and led team with 8.0 TFLs...Had 7.5 sacks.

**2005** Led team with 11.0 sacks and led Chiefs linemen with 76 tackles...Had team-high 54 QB hurries...Led team with 7 forced fumbles, the 2nd-best single-season total in Chiefs history...Posted career-best 3.0 sacks and recovered 2 fumbles vs. Washington (10/16), en route to **AFC Defensive Player of the Week** honors...Had career-best 10 tackles at Denver (9/26)...Took over long-snapping chores in the 2nd half in place of injured TE Kendall Gammon at Houston (11/20).

**2004** Made an immediate impact as a 4th-round choice for the Chiefs, starting 10 games at RDE and earning **All-Rookie** honors from Pro Football Weekly...Earned KC's Mack Lee Hill Award as the top rookie on the team...Led NFL rookies with 9.0 sacks and led the team...His 9.0 sacks is the 2nd-highest rookie total in Chiefs history behind 10.0 by Thomas in 1989...Played in 1st career game as a backup and on special teams at Denver (9/12)...Posted 1st career sack vs. Houston (9/26) when he caught David Carr.

**COLLEGE** Named Buck Buchanan Award winner as a senior at Idaho State, recognizing the top defensive player in Division I-AA football...Was an All-America selection as a senior and named Big Sky Conference Defensive Player of the Year and team MVP...Named 2nd-Team All-America as a junior and earned All-Big Sky honors...All-Big Sky as a sophomore.

**PREP** Transferred to Los Gatos High for his senior year after spending 3 years at Live Oak High in Morgan Hill, CA...Played in California/Texas All-Star Game.

**SINGLE-GAME CAREER HIGHS**

Tackles.....10..... @ Denver, 9/26/05; vs. Baltimore, 10/18/09  
 Sacks ..... 4.5..... vs. Green Bay, 10/5/09  
 INTs .....1..... vs. Seattle, 10/29/06; vs. Chicago, 11/29/09; @ Green Bay, 10/24/10; @ Detroit, 1/2/11  
 Forced Fumbles .....2..... vs. Washington, 10/16/05  
 Fumble Recoveries .....2..... vs. Washington, 10/16/05; @ Oakland, 12/23/06; @ St. Louis, 10/11/09  
 Blocked FG .....1..... @ Indianapolis, 11/18/07  
 QB Hurries .....10..... @ Chicago, 11/14/10  
 Safety .....1..... vs. Detroit, 10/12/08; vs. Green Bay, 11/9/08  
 Tackle For Loss .....1.0..... @ Jacksonville, 11/23/08; @ Arizona, 12/14/08

ALLEN'S INTERCEPTIONS			
GAME	QB	INTs	
vs. Seattle, 10/29/06.....	Seneca Wallace.....	1 (3)	
vs. Chicago, 11/19/09.....	Jay Cutler.....	1 (-4)	
@ Green Bay, 10/24/10.....	Aaron Rodgers.....	1 (4)	
@ Detroit, 1/2/11.....	Shaun Hill.....	1 (36t)	
<b>Total.....</b>		<b>4 (39)</b>	
ALLEN'S SACKS			
GAME	QB	SACKS	
vs. Houston, 9/26/04.....	David Carr.....	1.0	
@ Jacksonville, 10/17/04.....	Byron Leftwich.....	1.0	
vs. Atlanta, 10/24/04.....	Michael Vick.....	2.0	
vs. New England, 11/22/04.....	Tom Brady.....	1.0	
vs. Oakland, 12/5/04.....	Kerry Collins.....	2.0	
@ Tennessee, 12/13/04.....	Billy Volek.....	1.0	
vs. Oakland, 12/25/04.....	Kerry Collins.....	1.0	
vs. NY Jets, 9/11/05.....	Chad Pennington.....	1.0	
vs. Philadelphia, 10/2/05.....	Donovan McNabb.....	1.0	
vs. Washington, 10/16/05.....	Mark Brunell.....	3.0	
@ Buffalo, 11/13/05.....	Kelly Holcomb.....	1.0	
	J.P. Losman.....	1.0	
vs. New England, 11/27/05.....	Tom Brady.....	1.0	
@ Dallas, 12/11/05.....	Drew Bledsoe.....	2.0	
vs. San Diego, 12/24/05.....	Drew Brees.....	1.0	
vs. Cincinnati, 9/10/06.....	Carson Palmer.....	1.0	
@ Arizona, 10/8/06.....	Matt Leinart.....	1.0	
@ San Diego, 10/22/06.....	Phillip Rivers.....	1.0	
@ St. Louis, 11/5/06.....	Marc Bulger.....	2.0	
@ Miami, 11/12/06.....	Joey Harrington.....	1.0	
vs. Denver, 11/23/06.....	Jake Plummer.....	0.5	
@ Oakland, 12/23/06.....	Andrew Walter.....	1.0	
vs. Minnesota, 9/23/07.....	Kelly Holcomb.....	2.0	
vs. Jacksonville, 10/7/07.....	David Garrard.....	1.5	
vs. Cincinnati, 10/14/07.....	Carson Palmer.....	2.5	
@ Oakland, 10/21/07.....	Daunte Culpepper.....	2.0	
vs. Green Bay, 11/4/07.....	Brett Favre.....	0.5	
vs. Denver, 11/11/07.....	Jay Cutler.....	1.0	
vs. San Diego, 12/2/07.....	Phillip Rivers.....	2.0	
@ Detroit, 12/23/07.....	Jon Kitna.....	2.0	
@ NY Jets, 12/30/07.....	Kellen Clemens.....	2.0	
vs. Indianapolis, 9/14/08.....	Peyton Manning.....	1.0	
vs. Carolina, 9/21/08.....	Jake Delhomme.....	1.0	
vs. Detroit, 10/12/08.....	Dan Orlovsky.....	1.0	
	@ Chicago, 10/19/08.....	Kyle Orton.....	2.0
	vs. Houston, 11/2/08.....	Matt Schaub.....	1.0
		Sage Rosenfels.....	1.0
	vs. Green Bay, 11/9/08.....	Aaron Rodgers.....	1.0
	vs. Chicago, 11/30/08.....	Kyle Orton.....	2.5
	@ Detroit, 12/7/08.....	Daunte Culpepper.....	2.0
	@ Arizona, 12/14/08.....	Kurt Warner.....	2.0
	vs. Philadelphia, 1/4/09*.....	Donovan McNabb.....	2.0
	@ Detroit, 9/20/09.....	Matthew Stafford.....	1.0
	vs. San Francisco, 9/27/09.....	Shaun Hill.....	1.0
	vs. Green Bay, 10/5/09.....	Aaron Rodgers.....	4.5
	vs. Baltimore, 10/18/09.....	Joe Flacco.....	1.0
	@ Green Bay, 11/1/09.....	Aaron Rodgers.....	3.0
	vs. Chicago, 11/29/09.....	Jay Cutler.....	2.0
	@ Carolina, 12/20/09.....	Jake Delhomme.....	1.0
	vs. NY Giants, 1/3/10.....	Eli Manning.....	1.0
	vs. Dallas, 1/17/10*.....	Tony Romo.....	1.0
	vs. Miami, 9/19/10.....	Chad Henne.....	1.0
	vs. Arizona, 11/7/10.....	Derek Anderson.....	2.5
	@ Chicago, 11/14/10.....	Jay Cutler.....	2.0
	vs. Green Bay, 11/21/10.....	Aaron Rodgers.....	1.0
	@ Washington, 11/28/10.....	Donovan McNabb.....	1.0
	vs. Buffalo, 12/5/10.....	Ryan Fitzpatrick.....	1.0
	vs. NY Giants, 12/13/10.....	Eli Manning.....	1.0
	@ Philadelphia, 12/28/10.....	Michael Vick.....	1.0
	@ Detroit, 1/2/11.....	Shaun Hill.....	0.5
	<b>Total.....</b>		<b>86.0</b>
	<b>*playoffs</b>		
ALLEN'S TOUCHDOWNS			
GAME		PLAY	
vs. San Diego, 12/2/07.....		2 pass from D. Huard	
@ Detroit, 12/23/07.....		1 pass from D. Huard	
@ St. Louis, 10/11/09.....		52 fumble return	
@ Detroit, 1/2/11.....		36 INT return	
<b>Total.....</b>		<b>4</b>	
ALLEN'S SAFETIES			
GAME		PLAY	
vs. Detroit, 10/12/08.....		sacked Orlovsky in end zone	
vs. Green Bay, 11/9/08.....		sacked Rodgers in end zone	
vs. Green Bay, 10/5/09.....		sacked Rodgers in end zone	
<b>Total.....</b>		<b>3*</b>	
	<b>* Franchise Record</b>		





## 16 EMMANUEL ARCENEAUX

**Wide Receiver**  
6-2, 215  
1st NFL Season  
1st with Vikings

**Alcorn State**  
FA for 2011  
DOB: 9-17-87  
Alexandria, LA

**GAMES/STARTS** (regular season, playoffs) No NFL Experience. Total- 0/0.

• Signed by the Vikings in January 2011 after 2 successful seasons in the Canadian Football League with the BC Lions.

**OFF THE FIELD** Majored in recreation at Alcorn State...In addition to participating in mentoring programs at the local Boys and Girls Club, Emmanuel has also worked to secure athletic scholarships for eligible students at his alma mater, Peabody Magnet High School...Attended Alcorn State, same alma mater as Vikings coach Leslie Frazier...Joins Vikings LB Kenny Onatolu as former CFL stars playing for the Vikings.

**PRO** Compiled 130 receptions and 1,972 receiving yards in just 2 seasons in the CFL having started all 36 games of CFL career... Had 12 TDs and a career average of 15.2 yards per catch to go with 5 career 100-yard games.

**2010** Reached the 1,000-yard receiving mark for the 1st time in his pro career...Ranked 11th in the CFL with 1,114 yards on 67 catches with 5 TDs...Had 3 games with 100+ yards, including a career-high 164 on 8 catches in the vital win at Hamilton to secure a playoff spot...Caught 11 passes of 30+ yards to rank 3rd

in the CFL...Had 5 catches for 80 yards and a TD in the West Semi-Final at Saskatchewan.

**2009** Finished 3rd on the team with 858 yards on 63 receptions with 7 TDs...Recorded season-highs of 158 yards and 9 receptions vs. Winnipeg (8/21) and had pair of 100-yard games...Had 12 catches for 189 yards, most notably a key 49-yard grab at Hamilton in the East Division Semi-Final.

**COLLEGE** Appeared in 32 games over 4 seasons (2005-08) at Alcorn State and recorded 99 receptions for 1,618 yards and 12 TDs...Was the team's 3rd-leading receiver in 3 of his 4 seasons and the school's 2nd-leading receiver in 2007...Member of the Alcorn State track team.

**PREP** Attended Peabody Magnet High in Alexandria, LA and lettered in football and track/field...Was an All-District WR and 5 and was an honorable mention kicker during his senior season.



## 19 DEVIN AROMASHODU

**Wide Receiver**  
6-2, 201  
5th NFL Season  
1st with Vikings

**Auburn**  
UFA (Chi) for 2011  
DOB: 5-23-84  
Miami Springs, FL

**GAMES/STARTS** (regular season, playoffs) 2007(6/1-Ind), 2008 (0/0-Chi) 2009 (10/2-Chi), 2010 (14/2, 1/0-Chi). Total- 30/5, 1/0 (24/4, 1/0-Chi, 6/1-Ind).

• Enjoyed career-best game vs. Minnesota (12/28/09) with 150 yards and caught longest pass of his career with 39-yard TD in overtime for the Bears win.

• Name is pronounced uh-ROME-uh-shuh-dew.

• Originally entered NFL as a 7th-round draft pick (#233) by Miami in 2006.

**OFF THE FIELD** Father, Inkey, moved to the United State from Nigeria...Majored in business administration...Hosts football camp for teens in his hometown...Sister, Danielle, is a Sun Belt Conference champion hurdler at Florida Atlantic University...Has a daughter, Jurnee.

**PRO** Burst onto the scene in the final weeks of 2009, starting twice and catching 4 TDs in the final 4 games of the season... Hauled in career-long 39-yard TD pass to top the Vikings at Soldier Field in overtime on 12/28/09...Played in career-high 14 games in 2010...Played in 2nd career playoff game in 2010 NFC Divisional Playoffs vs. Seattle (1/16/11)...Made 1st career start

in 2007 with Indianapolis when he opened regular season finale vs. Tennessee (12/30/07)...Spent time on practice squads with Indianapolis, Houston and Washington...Drafted by Miami in 2006 with the 232nd overall pick, but was waived following training camp.

**2010** Played in career-high 14 games in regular season and saw playoff action in NFC Divisional Round win over Seattle...Helped Bears win NFC North title and advance to NFC Championship game...Started games vs. Detroit (9/12) and vs. Washington (10/24).

**2009** Excelled late in the season when he caught 4 TDs over the final 4 games of the season...Caught game-winning TD on a 39-yard pass in OT vs. Minnesota (12/28), ending game with 150 yards...Caught career-best 2 TDs in season finale at Detroit (1/3/10)...Was held without a catch until game at San Francisco (11/12), but ended with 24 in the final 8 games.

**2008** Signed by Chicago on 12/9 off Washington practice squad for final 3 games of regular season when he was inactive...Spent majority of season on Washington practice squad...Spent training camp and preseason with Indianapolis before his release on 8/31...Signed to Washington practice

squad on 9/3, where he remained until Chicago signed him to 53-man roster on 12/9.

**2007** Spent preseason and training camp with Indianapolis before being waived on 8/7...Joined Houston practice squad on 9/18 where he remained until re-joining Indianapolis on regular roster on 11/14...Played in final 6 regular season games for Colts...Caught 1st career pass at Baltimore (12/9), a 10-yarder...Started 1st career game vs. Tennessee (12/30)...Saw 1st playoff action vs. San Diego (1/13/08) in AFC Divisional Playoffs.

**2006** Spent entire regular season on Indianapolis practice squad, joining Colts on 9/6...Spent training camp and pre-season with Dolphins before his release on 9/2...Selected with 7th round pick (#233).

**COLLEGE** Played in 51 career games at Auburn with 31 starts...Hauled in 61 passes for 1,337 yards and 9 TDs.

**PREP** Standout 3-sport athlete at Miami Springs High in football, basketball and track...Excelled as a WR and DB.

**AROMASHODU'S NFL TOTALS**

Year	GP/GS	RECEIVING					TD	KICKOFF RETURNS				
		No.	Yds.	Avg.	Lg	No		Yds	Avg	Lg	TD	
2007 (Ind)	6/1	7	96	13.7	28	0	0	0	0.0	0	0	
Playoffs	1/0	1	13	13.0	13	0	0	0	0.0	0	0	
2009 (Chi)	10/2	24	298	12.4	39t	4	1	18	18.0	18	0	
2010 (Chi)	14/2	10	149	14.9	34	0	0	0	0.0	0	0	
Playoffs	1/0	0	0	0.0	0	0	0	0	0.0	0	0	
<b>Total</b>	<b>30/5</b>	<b>41</b>	<b>543</b>	<b>13.2</b>	<b>39t</b>	<b>4</b>	<b>1</b>	<b>18</b>	<b>18.0</b>	<b>18</b>	<b>0</b>	
Playoffs	2/0	1	13	13.0	13	0	0	0	0.0	0	0	

**SINGLE-GAME CAREER HIGHS**

Receptions..... 8..... vs. Green Bay, 12/13/09  
 Receiving Yards..... 150..... vs. Minnesota, 12/28/09  
 Long Catch..... 39t..... vs. Minnesota, 12/28/09  
 TD Catch..... 2..... @ Detroit, 1/3/10

**AROMASHODU'S TOUCHDOWNS**

GAME	PLAY
vs. Green Bay, 12/13/09	10 pass from J. Cutler
vs. Minnesota, 12/20/09	39 pass from J. Cutler
@ Detroit, 1/3/10	9, 12 passes from J. Cutler
<b>Total</b>	<b>4</b>

**AROMASHODU'S CAREER GAME-BY-GAME (\*-starts)**

Year	Opponent	No	Yds	Avg.	Lg	TD
2007						
11/22	@ Atlanta	0	0	0.0	0	0
12/2	Jacksonville	0	0	0.0	0	0
12/9	@ Baltimore	1	10	10.0	10	0
12/16	@ Oakland	2	37	18.5	28	0
12/23	Houston	3	42	14.0	21	0
12/30	Tennessee*	1	7	7.0	7	0
<b>Total</b>		<b>7</b>	<b>96</b>	<b>13.7</b>	<b>28</b>	<b>0</b>
<b>PLAYOFFS</b>						
1/13/08	San Diego	1	13	13.0	13	0
2009						
10/18	@ Atlanta	0	0	0.0	0	0
10/25	@ Cincinnati	0	0	0.0	0	0
11/12	@ San Francisco	1	10	10.0	10	0
11/22	Philadelphia	0	0	0.0	0	0
11/29	@ Minnesota	1	6	6.0	6	0
12/6	St. Louis	0	0	0.0	0	0
12/13	Green Bay*	8	76	9.5	19	1
12/20	@ Baltimore*	2	10	5.0	7	0
12/28	Minnesota	7	150	21.4	39t	1
1/3/10	@ Detroit	5	46	9.2	12t	2
<b>Total</b>		<b>24</b>	<b>298</b>	<b>12.4</b>	<b>39t</b>	<b>4</b>

Year	Opponent	No	Yds	Avg.	Lg	TD
2010						
9/12	Detroit*	5	71	14.2	21	0
9/19	@ Dallas	0	0	0.0	0	0
10/10	@ Carolina	0	0	0.0	0	0
10/17	Seattle	2	40	20.0	34	0
10/24	Washington	0	0	0.0	0	0
11/7	@ Buffalo	0	0	0.0	0	0
11/14	Minnesota	1	6	6.0	6	0
11/18	@ Miami	0	0	0.0	0	0
11/28	Philadelphia	0	0	0.0	0	0
12/5	@ Detroit	0	0	0.0	0	0
12/12	New England	1	16	16.0	16	0
12/20	@ Minnesota	1	13	13.0	13	0
12/26	NY Jets	0	0	0.0	0	0
1/2/11	@ Green Bay	0	0	0.0	0	0
<b>Total</b>		<b>10</b>	<b>149</b>	<b>14.9</b>	<b>34</b>	<b>0</b>
<b>PLAYOFFS</b>						
1/16/11	Seattle	0	0	0.0	0	0



# 67 ADRIAN AWASON

**Defensive End**  
**6-4, 270**  
**3rd NFL Season**  
**1st with Vikings**

**North Texas**  
**FA for 2011**  
**DOB: 10-25-83**  
**Stafford, TX**

**GAMES/STARTS (regular season, playoffs)** 2005 (5/0-NYG), 2006 (10/0-NYG), 2007 (2/0-NYG). **Total-17/0.**

- Signed from the United Football League's Las Vegas Locomotives in January 2011.

- Notched 1st career sack when he caught Washington's Jason Campbell in 2006 at FedEx Field.

- Began NFL career as a rookie free agent with NY Giants in 2005, playing in 17 total games with Giants.

**OFF THE FIELD** Was born in Cameroon and moved to the United States at the age of 4 and grew up in Fort Bend, Texas... Mother, Ntumu Altorshan, is a doctor...Joins Vikings RB Lorenzo Booker as Vikings who were former UFL players.

**PRO** Joined Vikings after helping Las Vegas win consecutive UFL Championships in 2009 and 2010 under former Giants head coach Jim Fassel...Originally entered the NFL as an undrafted free agent with the New York Giants in 2005 and played for the team from 2005-2007...Part of 3 playoff teams with Giants and won NFC East titles in 2005 and 2007.

**2010** Returned for a 2nd season with Las Vegas of the UFL... Totaled 24 tackles, 5.0 sacks and 3 passes defended during the regular season...Ranked 3rd in UFL with 5.0 sacks and played big part in Locos #1 ranked UFL defense...Helped Locos to their 2nd-straight Championship Game win over Florida.

**2009** Joined the Las Vegas Locomotives of the UFL prior to the 2009 season...Registered 10 tackles and 1 sack and 1 pass

defense during the regular season...Added 4 tackles and 1 sack during the Championship Game win over Florida.

**2007** Made appearances in opening 2 games of season for the Giants during their Super Bowl XLII winning season...Placed on IR with neck injury suffered early in season.

**2006** Played in 10 games for the Giants in his 2nd year in the NFL...Recorded 10 total tackles and lone career sack when he caught Jason Campbell at Washington (12/30)...Signed to Giants practice squad after preseason and joined 53-man roster for final 10 games of season.

**2005** Signed with the Giants as an undrafted free agent and appeared in 5 games...Helped team win NFC East title.

**COLLEGE** Finished career at North Texas with 147 total tackles and 22 sacks...A 3-time All-Sun Belt choice...Recorded a career-best 8 sacks as a sophomore in 2002.

**PREP** Attended Stafford High School in Stafford, TX where he caught 22 passes for 350 yards as a senior...Was a 1st-team all-district 24-3A pick at TE and a 2nd-team all-district pick at DE... Also an all-district, all-region and all-state basketball player.

### AWASON'S NFL TOTALS

Year	GP/GS	Tackles				Sacks	INTs	PBU	TFL	QBH	FF/FR	Special Teams
		Solo	Asst.	Total								
2005 (NYG)	5/0	0	0	0	0.0	0	0	0.0	0	0/0	1	
Playoffs	1/0	0	0	0	0.0	0	0	0.0	0	0/0	0	
2006 (NYG)	10/0	8	2	10	1.0	0	0	0.0	5	0/0	4	
Playoffs	1/0	0	0	0	0.0	0	0	0.0	0	0/0	0	
2007 (NYG)	2/0	0	0	0	0.0	0	0	0.0	0	0/0	0	
<b>Totals</b>	<b>17/0</b>	<b>8</b>	<b>2</b>	<b>10</b>	<b>0.0</b>	<b>0</b>	<b>0</b>	<b>0.0</b>	<b>5</b>	<b>0/0</b>	<b>5</b>	
Playoffs	2/0	0	0	0	0.0	0	0	0.0	0	0/0	0	

### SINGLE-GAME CAREER HIGHS

Tackles.....2..... vs. Houston, 11/5/06; vs. New Orleans, 12/24/06  
 Sacks .....1.0..... @ Washington, 12/30/06

### AWASON'S SACK

**GAME** **QB** **SACKS**  
 @ Washington, 12/30/06 ..... Jason Campbell ..... 1.0

# 92 REMI AYODELE



**Defensive Tackle**  
**6-2, 138**  
**4th NFL Season**  
**1st with Vikings**

**Oklahoma**  
**FA for 2011**  
**DOB: 4-22-83**  
**Grand Prairie, TX**

**GAMES/STARTS (regular season, playoffs)** 2007 (7/0-Dall), 2008 (6/0-NO), 2009 (15/13, 3/2-NO), 2010 (16/16, 1/0-NO).  
**Total-** 44/19, 4/2 (37/19, 4/3-NO, 7/0-Dall).

- Battled his way up through the ranks from a rookie free agent, NFL Europe player to NFL practice squad and eventually a full-time starter and Super Bowl XLIV champion.
- Brother, Akin, is a Buffalo Bills linebacker.
- Has a t-shirt and sportswear company, Wierdoz.

**OFF THE FIELD** Majored in sociology...Brother, Akin, is a veteran NFL linebacker...Full name is Remilekun...Teammates at OU with Adrian Peterson, Jon Cooper, Rhett Bomar...Has a specialty t-shirt and sportswear company, Wierdoz, viewable at Wierdoz.com.

**PRO** Signed just prior to 2011 training camp with the Vikings to help interior defensive line...Fought his way up the ladder from being a rookie free agent, practice squad player, NFL Europe veteran and finally became a full-time starter in New Orleans...Reached pinnacle of football when Saints won Super Bowl XLIV...Scored lone career TD when he recovered a Mark Sanchez fumble in the end zone vs. NY Jets (10/4/09)...Originally entered the NFL as a rookie free agent with New England in 2006 and spent time on Baltimore and Dallas practice squads as a rookie.

**2010** Started all 16 games for 1st time in his career...Helped Saints make Wild Card playoffs...Notched career-high 73 tackles...Helped Saints defense jump from #25 in NFL defense in 2009 to #4 in 2010...Had strong game vs. Minnesota (9/9) in season debut with 4 tackles and blocked an extra point...Notched career-high 11 tackles vs. Atlanta (9/26)...Notched a sack, forced fumble and 5 tackles at Arizona (10/10).

**2009** Started 13 games during regular season and 2 in playoff run to Super Bowl XLIV title...Had biggest game of season vs. Minnesota in NFC Championship game with 8 tackles and a

fumble recovery that led to a TD...Stepped into starting role for the 1st time in his career in 2nd game of season at Philadelphia (9/20)...Notched 1st career sack vs. NY Giants (10/18)...Scored TD on a fumble recovery vs. NY Jets (10/4)...Shared a sack at St. Louis (11/15)...Posted career-high 8 tackles vs. Dallas (12/19).

**2008** Saw action in 6 games...Started season on Saints practice squad before moving to regular roster...Played in 1st game for Saints vs. Minnesota (10/6)...Was on and off practice squad until final 2 games of season when he was moved back to regular roster...Spent training camp and preseason with Dallas, released on 8/31...Joined Saints practice squad on 9/3...Moved to Saints regular roster on 10/4 and waived on 11/12.

**2007** Played in 7 games for Dallas before being released and re-signed to Cowboys practice squad for the final 4 weeks of the season...Joined Dallas during offseason on 2/9 and allocated to Frankfurt Galaxy of NFL Europe...Went through training camp and preseason with Dallas and waived...Acquired by Atlanta off waivers on 9/3 and waived on 9/7...Joined Dallas' regular roster on 9/11...Waived by Dallas on 12/11 and signed to practice squad on 12/14.

**2006** Began NFL career as a rookie free agent with New England but spent time on practice squads with Baltimore and Dallas...Signed by New England after NFL Draft but released on 6/16...Signed by Baltimore on 7/28 and spent training camp and preseason with Ravens before his release on 9/2...Joined Dallas practice squad on 11/7 and released on 11/27...Signed to Baltimore practice squad on 12/5.

**COLLEGE** Played at Oklahoma after transferring from Northeastern Oklahoma A&M...In 2 seasons with OU in 2004-05 the Sooners were a national powerhouse.

**PREP** Attended South Grand Prairie High in Grand Prairie, TX...Standout in football and basketball.

**AYODELE'S NFL TOTALS**

Year	GP/GS	Tackles			Sacks	INTs	PBU	TFL	QBH	FF/FR
		Solo	Asst.	Total						
2007 (Dall)	7/0	5	0	5	0.0	0	0	--	0	1/0
2008 (NO)	6/0	5	2	7	0.0	0	0	--	0	0/0
2009 (NO)	15/13	22	31	53	1.5	0	1	--	0	0/1
Playoffs	3/2	4	4	8	0.0	0	0	--	0	0/1
2010 (NO)	16/16	25	48	73	1.0	0	1	--	0	1/0
Playoffs	1/0	1	1	2	0.0	0	0	--	0	0/0
<b>Totals</b>	<b>44/19</b>	<b>49</b>	<b>84</b>	<b>133</b>	<b>2.5</b>	<b>0</b>	<b>2</b>	<b>--</b>	<b>0</b>	<b>2/1</b>
Playoffs	4/3	5	5	10	0.0	0	0	0.0	0	0/1

**SINGLE-GAME CAREER HIGHS**

- Tackles.....11..... vs. Atlanta, 9/26/10
- Sacks .....1.0..... vs. NY Giants, 10/18/09
- Fumble Recovery ..... 1 (0t)..... vs. NY Jets, 10/4/09
- TD .....1 (0t)..... vs. NY Jets, 10/4/09
- Blocked PAT .....1..... vs. Minnesota, 9/9/10

**AYODELE'S SACKS**

GAME	QB	SACKS
vs. NY Giants, 10/18/09	David Carr	1.0
@ St. Louis, 11/15/09	Marc Bulger	0.5
@ Arizona, 10/10/10	Max Hall	1.0
<b>Total</b>		<b>2.5</b>

KICKOFF  
 EXECUTIVES  
 STAFF  
 COACHES  
 PLAYERS  
 ROOKIES  
 2010 SEASON  
 RECORDS  
 PLAYOFF RECORDS  
 HISTORY  
 EXTRA POINTS



# 87 BERNARD BERRIAN

**Wide Receiver**  
**6-1, 185**  
**8th NFL Season**  
**4th with Vikings**

**Fresno State**  
**FA (Chi) for 2008**  
**DOB: 12-27-80**  
**Winton, CA**

**GAMES/STARTS (regular season, playoffs)** 2004 (16/1-Chi.), 2005 (11/2, 1/0-Chi.), 2006 (15/14, 3/3-Chi.), 2007 (16/15-Chi.), 2008 (16/14, 1/1), 2009 (16/15, 2/2), 2010 (14/8). **Total-** 104/69, 7/6 (46/37, 3/3-Minn.; 58/32, 4/3-Chi.).

- Big-play WR set Vikings record and tied NFL mark with 99-yard TD against old teammates vs. Chicago (11/30/08).
- Impacted Vikings in 1st year with the club in 2008, setting a team record with 3 TDs of 80+ yards in a season.
- Both parents are retired from the US Air Force.

**OFF THE FIELD** Majored in communications at Fresno State...Parents, Sallie and Joseph, are retired from the US Air Force where they were jet mechanics...Has a python named Roscoe...Plays drums and is learning piano...Brother, Chris, competed for a berth on US Olympic team as a sprinter... Brother, Tony, was an All-America track athlete at Arizona State, excelling in the 400m...For the past 2 seasons Bernard has donated 500 turkeys for inner-city families as part of his Thanksgiving outreach...Has a daughter, Jayden.

**PRO** Notched career-high 7 receiving TDs and added a punt return TD in his debut with the Vikings in 2008...Caught TD passes of 99 and 86 yards and had an 82-yard punt return TD, setting a team record for most 80+ yard TDs in a season... Recorded career-best 4 games with 100+ receiving yards in 2008...One of the highest-regarded free agents in the NFL's 2008 class, signed by Vikings on 3/2/08 and targeted as a priority entering the free agency period...Started 1st career game and caught 1st NFL pass against the Vikings at the Metrodome (9/26/04)...Is 1 of only 5 players in Bears history with a 100-yard receiving game in the playoffs when he had 105 vs. Seattle (1/14/07) in Divisional Playoff game en route to Super Bowl... Caught 1st career TD on a 49-yard pass vs. San Francisco (10/31/04)...Originally entered the NFL as a 3rd-round pick by Chicago, #78 overall in 2004.

**HONORS** **NFC Special Teams Player of the Week** vs. Atlanta (12/18/05).

**2010** Matched career-high with 9 receptions in comeback win over Arizona (11/7) and notched season-high 89 receiving yards in the game...Longest catch of season was 30-yarder at Lambeau Field against Green Bay (10/24).

**2009** Ranked 3rd on team with 618 receiving yards...Caught 55 passes, the 2nd-highest total of his career behind his 71 in 2007...Led team in NFC Championship game at New Orleans (1/24/10) with 9 catches for 102 yards, the 14th time in team playoff history a Vikings player broke the 100-yard receiving mark...His 9 receptions in NFC Championship game were his career playoff high...Ranks tied for 3rd in Vikings history for catches in a playoff game with 9...Caught 4 TDs in a 7-game span during the middle of the season...The Vikings won all 4 games when Berrian had a TD catch...Helped Vikings match an NFL record by having 6 players catch 40+ passes during the regular season...Caught Brett Favre's 4th TD pass of the game at Green Bay (11/1) in his return to Lambeau Field.

**2008** Delivered on expectations of giving the Vikings a big-play threat at WR in his 1st season as a free agent signee with his new club...Tied an NFL record and set Vikings mark with a 99-yard TD catch against his old Bears teammates vs. Chicago

## BURNED BY BERNARD

Bernard Berrian lived up to the billing as a big-play WR as a free agent pickup by the Vikings in 2008. Berrian now owns the Vikings longest and 3rd-longest receptions in team history.

### BERRIAN'S LONGEST RECEPTIONS

GAME	YARDS
vs. Chicago, 11/30/08	99t
vs. Detroit, 10/12/08	86t
vs. Seattle, 1/14/07*	68t
vs. Buffalo, 10/8/06	62
@ Oakland, 11/11/07	59t
vs. Houston, 11/2/08	55
vs. NY Giants, 12/28/08	54t
@ Green Bay, 12/25/05	54

\*playoffs

(11/30), the play coming on 1st down following a rousing goal-line stand by the Vikings defense...Established new Vikings record for most TDs of 80+ yards with 3 catches of 99 and 86 yards and an 82-yard punt return...In his 1st season with the team, holds the longest and 3rd-longest catches in team history and the 3rd-longest punt return...Broke the 100-yard mark 4 times during the season with the team going 4-0 in those games...Led the NFL with an average of 20.1 yards per catch...Set career highs with 7 TD catches and 964 yards... Led the 100-yard mark in 3 games that Adrian Peterson also ran for 100 yards- vs. Detroit (10/12), vs. Houston (11/2) and vs. Chicago (11/30).

**2007** Posted then-career-best 71 receptions and career-high 951 yards...Played in all 16 games and started career-high 15... Caught 9 passes, his career high, at Seattle (11/18/07)...Led Bears in catches 10 times during the season and in receiving yards 8 times on the year...Ranked 13th in Bears single-season history with 951 yards...His 71 catches were the most by a Bear since 2002...Had 3rd career regular-season 100-yard game with 108 yards at Seattle (11/18/07)...Caught a pass in all 16 games... Tied for team-high with 6 catches of 25+ yards.

**2006** Notched career-high 6 TD catches in regular season and added 2 more in playoffs...Started for Bears in Super Bowl XLI against Indianapolis, the 1st trip to the title game for the club since the 1985 team won Super Bowl XX with Vikings defensive coordinator Leslie Frazier starting at CB...Averaged career-high 15.2 yards per catch in regular season and upped that average to 16.3 during the playoffs...Notched regular-season career-high on a 62-yard catch vs. Buffalo (10/8/06) and posted a 68-yard TD in playoffs vs. Seattle (1/14/07) in Divisional Round game... Became only the 5th Bears player to have a 100-yard receiving game in the playoffs with 105 vs. Seattle (1/14/07)...Tied for team lead with 6 TD receptions during regular season.

**2005** Led Bears with an 18.9 average on 13 catches...Led NFL in receiving average among players with 10+ catches...Ranked 3rd on team with 246 receiving yards...Saw 1st career playoff action vs. Carolina (1/15/06) in Divisional Round...Named **NFC Special Teams Player of the Week** for performance vs. Atlanta (12/18) for his punt-return prowess, including a 24-yard return...Had a career-best 37-yard rush.

**2004** Saw time in all 16 games and started 1st career game at Minnesota (12/5/04), catching 1st career pass against the

KICKOFF  
EXECUTIVES  
STAFF  
COACHES  
PLAYERS  
ROOKIES  
2010 SEASON  
RECORDS  
PLAYOFF RECORDS  
HISTORY  
EXTRA POINTS



## SUPER MEN

The Vikings have several players and coaches who have been to the NFL's pinnacle game in recent years. Bernard Berrian played a big role in getting Chicago to the top of the NFC, catching 10 passes for 190 yards and 2 TDs during the NFC Divisional playoff win vs. Seattle and the NFC Championship game victory over New Orleans.

### VIKINGS WITH SUPER BOWL EXPERIENCE

PARTICIPANT, TEAM.....	SUPER BOWL
Leslie Frazier, Chicago (player).....	XX vs. New England
Mike Singletary, Chicago (player).....	XX vs. New England
Jimmie Johnson, Washington (player, IR).....	XXVI vs. Buffalo
Bill Musgrave, San Francisco (player).....	XXIX vs. San Diego
Ryan Longwell, Green Bay (player).....	XXXII vs. Denver
Fred Pagac, Oakland (coach).....	XXXVII vs. Tampa Bay
Jeff Davidson, New England (coach).....	XXXVI vs. St. Louis
.....	XXXVIII vs. Carolina, XXXIX vs. Philadelphia
Donovan McNabb, Phil. (player).....	XXXIX vs. New England
Steve Hutchinson, Seattle (player).....	XL vs. Pittsburgh
Leslie Frazier, Indianapolis (coach).....	XLI vs. Chicago
Diron Reynolds, Indianapolis (coach).....	XLI vs. Chicago
Charlie Johnson, Indianapolis (player).....	XLI vs. Chicago
.....	XLIV vs. Indianapolis
<b>Bernard Berrian, Chicago (player).....</b>	<b>XLI vs. Indianapolis</b>
Remi Ayodele, New Orleans (player).....	XLIV vs. Indianapolis

Vikings in the Metrodome...Caught 1st career TD, hauling in a 49-yard strike from fellow rookie QB Craig Krenzel vs. San Francisco (10/31/04)...Caught 2nd career TD on a 35-yard pass from Krenzel the following week at NY Giants (11/7)...Caught a pass in 12 of the 16 games he played in...Saw 1st game action of career in season opener vs. Detroit (9/12)...Returned 17 kickoffs with a long of 41 to rank 2nd on the team...Was a 3rd-round pick by 1st-year head coach Lovlie Smith.

**COLLEGE** Left Fresno State as one of the most dynamic players in school history...Named 1st-Team All-Western Athletic Conference as a redshirt senior and as a junior, while earning 2nd-team honors as a sophomore...Sidelined for original senior year after suffering season-ending knee injury against

### BERRIAN'S NFL TOTALS

Year	GP/GS	RECEIVING					RUSHING				
		No.	Yds.	Avg.	Lg	TD	No	Yds	Avg	Lg	TD
2004 (Chi).....	16/1	15	225	15.0	49t	2	8	28	3.5	25	0
2005 (Chi).....	11/2	13	246	18.9	54	0	2	31	15.5	37	0
<i>Playoffs</i> .....	1/0	5	68	13.6	17	0	0	0	0.0	0	0
2006 (Chi).....	15/14	51	775	15.2	62	6	2	5	2.5	5	0
<i>Playoffs</i> .....	3/3	14	228	16.3	68t	2	0	0	0.0	0	0
2007 (Chi).....	16/15	71	951	13.4	59t	5	0	0	0.0	0	0
2008 (Minn).....	16/14	48	964	20.1	99t	7	4	26	6.5	14	0
<i>Playoffs</i> .....	1/1	2	36	18.0	27	0	0	0	0.0	0	0
2009 (Minn).....	16/15	55	618	11.2	40	4	0	0	0.0	0	0
<i>Playoffs</i> .....	2/2	12	134	11.2	30	0	0	0	0.0	0	0
2010 (Minn).....	14/8	28	247	8.0	30	0	1	-8	-8.0	-8	0
<b>Total.....</b>	<b>104/69</b>	<b>281</b>	<b>4,026</b>	<b>14.3</b>	<b>99t</b>	<b>24</b>	<b>17</b>	<b>82</b>	<b>37</b>	<b>0</b>	<b>0</b>
<i>Playoffs</i> .....	<b>7/6</b>	<b>33</b>	<b>466</b>	<b>14.1</b>	<b>68t</b>	<b>2</b>	<b>0</b>	<b>0</b>	<b>0.0</b>	<b>0</b>	<b>0</b>

### KICKOFF RETURNS

### PUNT RETURNS

Year	No.	Yds	Avg.	Lg	TD	PR	FC	Yds	Avg	Lg	TD
2004.....	17	385	22.6	41	0	2	2	10	5.0	12	0
2005.....	0	0	0.0	0	0	8	3	69	8.6	24	0
2006.....	0	0	0.0	0	0	2	0	7	3.5	7	0
2008.....	0	0	0.0	0	0	7	5	114	16.3	82t	1
2009.....	0	0	0.0	0	0	2	0	13	6.5	8	0
2010.....	0	0	0.0	0	0	3	2	2	0.7	2	0
<b>Total.....</b>	<b>17</b>	<b>385</b>	<b>22.6</b>	<b>41</b>	<b>0</b>	<b>24</b>	<b>12</b>	<b>215</b>	<b>10.2</b>	<b>82t</b>	<b>1</b>

## DEEP IMPACT

In his 1st season with the Vikings, WR Bernard Berrian etched his name throughout the team record book based on his big-play ability. Berrian teamed with RB Adrian Peterson to make the Vikings difficult to defend on the ground and through the air.

### VIKINGS LONGEST RECEPTIONS

PLAYER, GAME	YARDS
<b>Bernard Berrian, vs. Chicago, 11/30/08.....</b>	<b>99t</b>
Charley Ferguson, vs. Chicago, 11/11/62.....	89t
<b>Bernard Berrian, vs. Detroit, 10/12/08.....</b>	<b>86t</b>

### VIKINGS LONGEST PUNT RETURNS

PLAYER	YARDS
Charlie West, vs. Washington, 11/3/68.....	98t
Nate Burleson, @ Indianapolis, 11/8/04.....	91t
<b>Bernard Berrian, @ Arizona, 12/14/08.....</b>	<b>82t</b>

### MOST VIKINGS 100-YD RUSHER/100-YD RECEIVER GAMES

PLAYERS, SEASON	100/100 GAMES
Robert Smith & Randy Moss, 2000.....	5
<b>Bernard Berrian &amp; Adrian Peterson, 2008.....</b>	<b>3</b>
Robert Smith & Cris Carter, 2000.....	3

Wisconsin in season opener...Named All-American by AFCA as a junior when he caught 13 TD passes and set WAC record with 2,776 all-purpose yards...Set school record with 25 TD catches and was 2nd in FSU record book with 199 receptions...Set school record for punt returns (99), PR return yards (1,144) and PR TDs (3)...Established new school mark for all-purpose yards at 5,828...Set FSU mark for career kickoff returns (68), was 3rd in KR yards (1,571) and scored 1 TD.

**PREP** Standout at Atwater High in California...Helped team post a 13-1 mark as a senior and named *Modesto Bee* Player of the Year.

**SINGLE-GAME CAREER HIGHS**

Receptions..... 9..... @ Seattle, 11/18/07; vs. Arizona, 11/7/10  
 Receiving Yards .....131..... vs. Detroit, 10/12/08  
 Long Catch.....99t..... vs. Chicago, 11/30/08  
 TD Catch .....1..... 24 times, last vs. Seattle, 11/22/09  
 Rushing Attempts.....2..... vs. Minnesota, 11/5/04; vs. Houston, 12/19/04; vs. Atlanta, 12/18/05; @ Jacksonville, 11/23/08  
 Rushing Yards ..... 31..... vs. Atlanta, 12/18/05  
 Long Rush .....37..... vs. Atlanta, 12/18/05  
 Kickoff Returns .....5..... @ Minnesota, 9/26/04  
 Kickoff Return Yards.....120..... @ Minnesota, 9/26/04  
 Long Kickoff Return .....41..... @ Minnesota, 9/26/04  
 Punt Returns.....3..... @ Green Bay, 12/25/05  
 Long Punt Return.....82t..... @ Arizona, 12/14/08

**BERRIAN'S TOUCHDOWN PASSERS (including playoffs)**

QB	TDs
Rex Grossman .....	10
Gus Frototte.....	5
Brett Favre.....	4
Tarvaris Jackson.....	2
Brian Griese .....	2
Craig Krenzel.....	2
Adrian Peterson.....	1

**BERRIAN'S TOUCHDOWNS**

Game	Play
vs. San Francisco, 10/31/04.....	49 pass from C. Krenzel
@ NY Giants, 11/7/04.....	35 pass from C. Krenzel
@ Green Bay, 9/10/06.....	49 pass from R. Grossman
vs. Detroit, 9/17/06.....	41 pass from R. Grossman
vs. Seattle, 10/1/06.....	40 pass from R. Grossman
vs. Buffalo, 10/8/06.....	8 pass from R. Grossman
@ St. Louis, 12/11/06.....	34 pass from R. Grossman
@ Detroit, 12/24/06.....	13 pass from R. Grossman
vs. Seattle, 1/4/07*.....	68 pass from R. Grossman
vs. New Orleans, 1/21/07*.....	33 pass from R. Grossman
vs. Minnesota, 10/14/07.....	39 pass from B. Griese
@ Oakland, 11/11/07.....	59 pass from R. Grossman
vs. Denver, 11/25/07.....	3 pass from R. Grossman

**BERRIAN'S 100-YARD GAMES**

Game	Yards
vs. Seattle, 10/1/06.....	108
@ New England, 11/26/06.....	104
vs. Seattle, 1/14/07*.....	105
@ Seattle, 11/18/07.....	102
@ New Orleans, 10/6/08.....	110
vs. Detroit, 10/12/08.....	131
vs. Houston, 11/2/08.....	104
vs. Chicago, 11/30/08.....	122
@ New Orleans, 1/24/10*.....	102

\*playoffs

@ Washington, 12/6/07..... 17 pass from B. Griese  
 vs. New Orleans, 12/30/07..... 9 pass from A. Peterson  
 @ New Orleans, 10/6/08..... 33 pass from G. Frototte  
 vs. Detroit, 10/12/08..... 86 pass from G. Frototte  
 @ Chicago, 10/19/08..... 5 pass from G. Frototte  
 vs. Houston, 11/2/08..... 49 pass from G. Frototte  
 vs. Chicago, 11/30/08..... 99 pass from G. Frototte  
 @ Arizona, 12/14/08..... 82 punt return,  
 41 pass from T. Jackson  
 vs. NY Giants, 12/28/08..... 54 pass from T. Jackson  
 vs. Green Bay, 10/5/09..... 31 pass from B. Favre  
 vs. Baltimore, 10/18/09..... 4 pass from B. Favre  
 @ Green Bay, 11/1/09..... 16 pass from B. Favre  
 vs. Seattle, 11/22/09..... 3 pass from B. Favre  
 \*playoffs

**BERRIAN'S CAREER GAME-BY-GAME (\*starts)**

2004.....Opponent	RECEIVING				
	No	Yds	Avg.	Lg	TD
9/12..... Detroit	0	0	0.0	0	0
9/19..... @ Green Bay	0	0	0.0	0	0
9/26..... @ Minnesota	2	12	6.0	8	0
10/3..... Philadelphia	0	0	0.0	0	0
10/17..... Washington	1	6	6.0	6	0
10/24..... @ Tampa Bay	1	14	14.0	14	0
10/31..... San Francisco	1	49	49.0	49t	1
11/7..... @ NY Giants	1	35	35.0	35t	1
11/14..... @ Tennessee	1	8	8.0	8	0
11/21..... Indianapolis	1	17	17.0	17	0
11/25..... @ Dallas	1	3	3.0	3	0
12/5..... Minnesota*	0	0	0.0	0	0
12/12..... @ Jacksonville	2	46	23.0	38	0
12/19..... Houston	1	9	9.0	9	0
12/26..... @ Detroit	1	3	3.0	3	0
1/2/05..... Green Bay	2	23	11.5	17	0
<b>Total</b>	<b>15</b>	<b>225</b>	<b>15.0</b>	<b>49t</b>	<b>2</b>

2005.....Opponent	No	Yds	Avg.	Lg	TD
9/11..... Washington	1	9	9.0	9	0
9/18..... Detroit	0	0	0.0	0	0
9/25..... Cincinnati	0	0	0.0	0	0
10/9..... @ Cleveland	0	0	0.0	0	0
10/16..... Minnesota	0	0	0.0	0	0
10/23..... Baltimore	2	15	7.5	8	0
10/30..... @ Detroit	inactive				
11/6..... @ New Orleans	inactive				
11/13..... San Francisco	inactive				
11/20..... Carolina	inactive				
11/27..... @ Tampa Bay	0	0	0.0	0	0
12/4..... Green Bay*	3	59	19.7	34	0
12/11..... @ Pittsburgh	1	43	43.0	43	0
12/18..... Atlanta	2	20	10.0	12	0
12/25..... @ Green Bay	3	93	31.0	54	0
1/1/06..... @ Minnesota*	1	7	7.0	7	0
<b>Total</b>	<b>13</b>	<b>246</b>	<b>18.9</b>	<b>54</b>	<b>0</b>

**PLAYOFFS**

1/15/06..... Carolina	5	68	13.6	17	0
-----------------------	---	----	------	----	---

2006	Opponent	No	Yds	Avg.	Lg	TD							
9/10	@ Green Bay*	1	49	49.0	49t	1	12/14	@ Arizona*	1	41	41.0	41t	1
9/17	Detroit*	5	89	17.8	41t	1	12/21	Atlanta*	2	18	9.0	10	0
9/24	@ Minnesota*	6	70	11.7	21	0	12/28	NY Giants*	4	81	20.3	54t	1
10/1	Seattle	3	108	36.0	46	1	<b>Total</b>		<b>48</b>	<b>964</b>	<b>20.1</b>	<b>99t</b>	<b>7</b>
10/8	Buffalo*	4	97	24.3	62	1	<b>PLAYOFFS</b>						
10/16	@ Arizona*	2	31	15.5	16	0	1/4/09	Philadelphia	2	36	18.0	27	0
10/29	San Francisco*	5	41	8.2	15	0	<b>2009</b>	<b>Opponent</b>	<b>No</b>	<b>Yds</b>	<b>Avg.</b>	<b>Lg</b>	<b>TD</b>
11/5	Miami*	1	10	10.0	10	0	9/13	@ Cleveland*	0	0	0.0	0	0
11/12	@ NY Giants	inactive					9/20	@ Detroit*	6	46	7.7	11	0
11/19	@ NY Jets*	0	0	0.0	0	0	9/27	San Francisco*	4	56	14.0	36	0
11/26	@ New England*	5	104	20.8	47	0	10/5	Green Bay*	6	75	12.5	31t	1
12/3	Minnesota*	4	21	5.3	10	0	10/11	@ St. Louis*	3	39	13.0	19	0
12/11	@ St. Louis*	3	62	20.7	34t	1	10/18	Baltimore	3	18	6.0	8	1
12/17	Tampa Bay*	6	33	5.5	11	0	10/25	@ Pittsburgh*	2	18	9.0	11	0
12/24	@ Detroit*	5	43	8.6	13t	1	11/1	@ Green Bay*	3	47	15.7	19	1
12/31	Green Bay*	1	17	17.0	17	0	11/15	Detroit*	3	22	7.3	12	0
<b>Total</b>		<b>51</b>	<b>775</b>	<b>15.2</b>	<b>62</b>	<b>6</b>	11/22	Seattle*	2	11	5.5	8	1
<b>PLAYOFFS</b>							11/29	Chicago*	6	74	12.3	27	0
1/14/07	Seattle*	5	105	21	68t	1	12/6	@ Arizona*	5	36	7.2	13	0
1/21/07	New Orleans*	5	85	17	33t	1	12/13	Cincinnati*	4	43	10.8	19	0
2/4/07	Indianapolis*	4	38	9.5	14	0	12/20	@ Carolina*	3	25	8.3	17	0
<b>Total</b>		<b>14</b>	<b>288</b>	<b>16.3</b>	<b>68t</b>	<b>2</b>	12/28	@ Chicago*	3	58	19.3	38	0
							1/3/10	NY Giants*	2	50	25.0	40	0
<b>2007</b>	<b>Opponent</b>	<b>No</b>	<b>Yds</b>	<b>Avg.</b>	<b>Lg</b>	<b>TD</b>	<b>Total</b>		<b>55</b>	<b>618</b>	<b>11.2</b>	<b>40</b>	<b>4</b>
9/9	@ San Diego*	5	83	16.6	21	0	<b>PLAYOFFS</b>						
9/16	Kansas City*	5	65	13.0	21	0	1/17/10	Dallas*	3	32	10.7	17	0
9/23	Dallas*	6	73	12.2	17	0	1/24/10	@ New Orleans*	9	102	11.3	30	0
9/30	@ Detroit*	8	99	12.4	26	0	<b>2010</b>	<b>Opponent</b>	<b>No</b>	<b>Yds</b>	<b>Avg.</b>	<b>Lg</b>	<b>TD</b>
10/7	@ Green Bay*	1	10	10.0	10	0	9/9	@ New Orleans	1	3	3.0	3	0
10/14	Minnesota*	5	78	15.6	39t	1	9/19	Miami	2	24	12.0	12	0
10/21	@ Philadelphia*	4	65	16.3	25	0	9/26	Detroit	2	11	5.5	6	0
10/28	Detroit*	4	45	11.3	16	0	10/11	@ NY Jets	0	0	0.0	0	0
11/11	@ Oakland*	4	89	22.3	59t	1	10/17	Dallas	1	4	4.0	4	0
11/18	@ Seattle	9	102	11.3	23	0	10/24	@ Green Bay	1	30	30.0	30	0
11/25	Denver*	3	24	8.0	12	1	10/31	@ New England	2	15	7.5	9	0
12/2	NY Giants*	3	59	19.7	50	0	11/7	Arizona	9	89	9.9	22	0
12/6	@ Washington*	7	91	13.0	35	1	11/14	@ Chicago	did not play				
12/17	@ Minnesota*	2	23	11.5	15	0	11/21	Green Bay	0	0	0.0	0	0
12/23	Green Bay*	2	17	8.5	14	0	11/28	@ Washington	inactive				
12/30	New Orleans*	3	28	9.3	18	1	12/5	Buffalo	1	14	14.0	14	0
<b>Total</b>		<b>71</b>	<b>951</b>	<b>13.4</b>	<b>59t</b>	<b>5</b>	12/13	NY Giants	5	30	6.0	11	0
<b>2008</b>	<b>Opponent</b>	<b>No</b>	<b>Yds</b>	<b>Avg.</b>	<b>Lg</b>	<b>TD</b>	12/20	Chicago	0	0	0.0	0	0
9/8	@ Green Bay*	3	38	12.7	24	0	12/28	@ Philadelphia	2	16	8.0	8	0
9/14	Indianapolis*	0	0	0.0	0	0	1/2/11	@ Detroit	2	11	5.5	9	0
9/21	Carolina*	3	79	26.3	48	0	<b>Total</b>		<b>28</b>	<b>247</b>	<b>8.0</b>	<b>30</b>	<b>0</b>
9/28	@ Tennessee*	5	78	15.6	28	0							
10/6	@ New Orleans	6	110	18.3	36	1							
10/12	Detroit*	5	131	26.2	86t	1							
10/19	@ Chicago*	6	81	13.5	34	1							
11/2	Houston*	2	104	52.0	55	1							
11/9	Green Bay*	0	0	0.0	0	0							
11/16	@ Tampa Bay	3	46	15.3	19	0							
11/23	@ Jacksonville*	1	6	6.0	6	0							
11/30	Chicago*	4	122	30.5	99t	1							
12/7	@ Detroit*	3	29	9.7	16	0							

**3**

## RHETT BOMAR

**Quarterback**  
**6-2, 225**  
**2nd NFL Season**  
**1st with Vikings**

**Sam Houston State**  
**PS (NYC) for 2010**  
**DOB: 7-2-85**  
**Groesbeck, TX**

**GAMES/STARTS (regular season, playoffs)** 2009 (0/0-NYG), 2010 (0/0- Minn., NYC). **Total-** 0/0.

- Joined Vikings on 12/21/10, signed off NY Giants practice squad to Vikings active roster.
- Originally drafted by Giants in 5th round of 2009.

**OFF THE FIELD** Majored in kinesiology at Sam Houston State...Named All-American Scholar Athlete as a senior in high school and graduated 5th in his class...Active in several community outreach programs with NY Giants, including installing new fitness equipment at a local school with NFL Commissioner Roger Goodell and Giants President John Mara... Teammates at Oklahoma with current Vikings teammates Adrian Peterson and Jon Cooper in 2005.

**PRO** Signed off Giants practice squad to Vikings active roster for the final 2 games of the season where he was inactive as the 3rd QB...Spent entire rookie season on Giants practice squad and was on the Giants' active roster as the 3rd QB for the 2009 season finale at Minnesota (1/3/10)...Drafted by Giants in 5th round (#151) of 2009.

**2010** Inactive as Vikings 3rd QB for final 2 games of season, at Philadelphia (12/28) and at Detroit (1/2/11)...Was inactive as 3rd QB in 1st game as a Viking at Philadelphia when rookie Joe Webb made his 1st career start and guided Vikings to upset win...Spent opening 15 weeks of season on Giants practice squad.

**2009** Signed to Giants active roster and was inactive as the 3rd QB for season finale at Minnesota (1/3/10)...Spent opening 16 weeks of season on Giants practice squad in his rookie season.

**COLLEGE** Transferred from Oklahoma to Sam Houston State for his final 2 collegiate seasons...Played at OU in 2005 and started 11 games, matching a school record for most starts by a freshman QB...Played at SHSU in 2007 and 2008...Established career passing yardage mark at SHSU with 5,564 yards and threw for 37 TDs...Scored 49 total TDs at Sam Houston...Set school mark as 1st QB to throw for 300+ yards and rush for 100+ against North Dakota State in 2007...Threw 27 TD passes in 2008, the 3rd-best single-season mark in SHSU history.

**PREP** Played for father, Jerry, at Grand Prairie (TX) High School...Was an All-State honoree as a senior and played in US Army High School All-America Game...Suffered broken hand as a senior that limited his time to 7 games...Despite injury, threw for 15 TDs and rushed for 12 more.


### PP&K THE VIKINGS WAY

Building football skills and keeping kids involved in an active lifestyle makes Punt, Pass and Kick one of the Vikings longest-standing and most popular events. Every year, kids from across the Upper Midwest compete in local events with the hope of advancing to Mall of America Field for a chance to compete nationally for a PPG&K title.

Punt, Pass and Kick was established in 1961, just like the Vikings. The competition is the oldest youth football activity sponsored by the NFL. The PPK program is a national skills competition for boys and girls between the ages of 6 and 15 to compete separately against their peers.

Girls and boys in five separate age divisions (6-7, 8-9, 10-11, 12-13, and 14-15) compete against each other in punting, passing and place kicking in a fun and engaging forum. The PPK program is free - both to organizers who host a local competition and to every youngster who wants to participate!

With more than three million boys and girls from around the country taking part in PPK competitions every year from July through January, it is one of the world's largest youth sports participation programs.



Vikings kicker Mike Mercer shows a youngster the ropes as part of the Punt, Pass and Kick program in 1962.

KICKOFF  
EXECUTIVES  
STAFF  
COACHES  
PLAYERS  
ROOKIES  
2010 SEASON  
RECORDS  
PLAYOFF RECORDS  
HISTORY  
EXTRA POINTS

# 27 LORENZO BOOKER



**Running Back**  
**5-10, 191**  
**4th NFL Season**  
**2nd with Vikings**

**Florida State**  
**FA for 2010**  
**DOB: 6-14-84**  
**Ventura, CA**

**GAMES/STARTS (regular season, playoffs)** 2007 (7/1-Mia.), 2008 (10/1-Phi.), 2010 (4/0). **Total-** 21/2 (4/0-Minn.; 10/1-Phi.; 7/1-Mia.).

- Joined Vikings on 12/7/10 and stepped into return man role.
- Spent 2010 UFL season with Hartford prior to the Vikings.

**OFF THE FIELD** Earned degree in social sciences at FSU... Lived up to childhood promise to his mother when he bought her a home and helped her retire from nursing when he made it in pro football...Cousin of former NFL return man Ronney Jenkins...Aspires to work in field to provide service and education for under-served in his community and has started already through Life Skills Educational and Vocational, Inc. in Oxnard, CA.

**PRO** Played 2010 season in UFL with Hartford Colonials while trying to earn a spot on an NFL roster, signing with the Vikings on 12/7/10...Made impact on Vikings special teams in his 1st week with team, returning a kickoff 49 yards vs. NY Giants (12/13/10)...Started a game each for Miami in 2007 and Philadelphia in 2008...Originally entered NFL as a 3rd-round pick (#71) by Miami in 2007...Acquired by Eagles with a draft-day trade that sent 4th-round pick to Miami.

**2010** Played in final 4 games of season after joining team on 12/7 as a free agent...Took over kickoff return duties for the end of the season...Notched season-long 49-yard kickoff return in 3 separate games, including in his 1st game action with the Vikings vs. NY Giants (12/13)...Caught a pass in each of the final 4 games of the season with a long of 7 vs. Chicago (12/20) on Monday Night Football, a game played at TCF Bank Stadium on the campus of the University of Minnesota...Part of Hartford

team that went 3-5 in UFL action...Ranked 4th in UFL in total yards from scrimmage (650 yds) and 4th in UFL in rushing (410 yds)...Caught 80-yard TD pass against Sacramento in the season opener from Josh McCown, the longest pass play of the season in the UFL...Notched best rushing day of the season for a UFL back with 147 yards on 17 carries vs. Sacramento.

**2009** Released by Eagles in final roster cuts after spending training camp and preseason with the team.

**2008** Played in 10 games and started once...Started game at Dallas (9/15)...Had season-high 5 carries vs. Pittsburgh (9/21)...Had 21 yards on the ground vs. Arizona (11/27)...Acquired by Eagles in a draft-day trade with Miami.

**2007** Played in 7 games and made 1st career start vs. Cincinnati (12/30)...Came on strong at the end of the season, posting all 28 carries and 28 receptions in the final 5 games of the season...Notched career-best 56 yards on the ground at New England (12/23), including career-long 22 yarder...Caught career-best 7 passes in game vs. Cincinnati (12/30)...Drafted in 3rd round (#71).

**COLLEGE** Served as a team captain as a senior at FSU...Led Seminoles in rushing as a senior with 616 yards and added 420 receiving yards...Ran for 91 yards and 2 TDs while catching 5 passes for 117 yards in final collegiate game against UCLA in Emerald Bowl...Led team in rushing as a junior.

**PREP** One of the top RBs in the nation at St. Bonaventure High in Ventura, CA...Earned Parade All-America honors and USA Today All-USA 1st Team recognition...Part of high school team that went 42-0 in his final 3 seasons...Set state record with 8,502 yards rushing and 137 TDs during prep career.

## BOOKER'S NFL TOTALS

Year	GP/GS	RUSHING					RECEIVING				
		No.	Yds.	Avg.	Lg	TD	No	Yds	Avg	Lg	TD
2007 (Mia)	7/1	28	125	4.5	22	0	28	237	8.5	22	0
2008 (Phil)	10/1	20	53	2.7	8	0	6	11	1.8	8	0
2010 (Minn)	4/0	0	0	0.0	0	0	5	32	6.4	7	0
<b>Total</b>	<b>21/2</b>	<b>48</b>	<b>178</b>	<b>3.7</b>	<b>22</b>	<b>0</b>	<b>39</b>	<b>280</b>	<b>7.2</b>	<b>22</b>	<b>0</b>

## KICKOFF RETURNS

Year	No.	Yds	Avg.	Lg	TD
2010 (Minn)	18	429	23.8	49	0
<b>Total</b>	<b>18</b>	<b>429</b>	<b>23.8</b>	<b>49</b>	<b>0</b>

## SINGLE-GAME CAREER HIGHS

- Rushing Attempts..... 8.....vs. Baltimore, 12/16/07
- Rushing Yards .....56..... at New England, 12/23/07
- Long Rush .....22..... at New England, 12/23/07
- Receptions.....7..... vs. Cincinnati, 12/30/07
- Receiving Yards .....63..... vs. NY Jets, 12/2/07
- Long Catch.....22..... at New England, 12/23/07
- Kickoff Returns ..... 8..... vs. Chicago, 12/20/10
- Long Kickoff Return ..... 49..... 3 times, last at Detroit, 1/2/11





# 54 JASPER BRINKLEY

**Linebacker**  
**6-1, 252**  
**3rd NFL Season**  
**3rd with Vikings**

**South Carolina**  
**D5 (#150) for 2009**  
**DOB: 7-12-85**  
**Thomson, GA**

**GAMES/STARTS (regular season, playoffs)** 2009 (16/4, 2/0), 2010 (16/0). **Total-** 32/4, 2/0.

- Stepped in to start at MLB as a rookie in final 4 regular season games of 2009 for injured E.J. Henderson and saw extensive playing time in both of the Vikings playoff games.
- Played with his twin brother, Casper, at South Carolina.

**OFF THE FIELD** Earned his degree in African-American studies from South Carolina during the 2011 offseason...Played with twin brother, Casper, at USC...Casper signed as a rookie free agent in 2007 with Carolina Panthers and spent 13 weeks in 2008 on Panthers practice squad...Teammates with former Vikings WR Sidney Rice at South Carolina...Enjoys working on cars and fishing in his free time...Has participated in a football camp in his hometown and worked with Relay For Life and Habitat For Humanity...Got a true taste for Minnesota sports in winter 2010 when he took part in Curling for a Cure fundraiser at the famous St. Paul Curling Club...Aspires to career in high school coaching when his playing days are over.

**PRO** Took over as starter at MLB after E.J. Henderson was injured for the final 4 games of the regular season and saw significant playing time in both playoff games...Part of a talented Vikings 2009 rookie class that saw all 5 members start a game during the season...Acquired after trade up with Washington to move from #158 to #150 to make the selection...The only LB drafted by the Vikings in 2009 and 1 of 3 defensive players selected...One of 4 SEC players drafted by the Vikings, joining collegiate rivals Percy Harvin (Florida), Asher Allen (Georgia) and Jamarca Sanford (Mississippi)...Part of 7 South Carolina Gamecocks drafted in 2009, the most players by any SEC squad...Was the 2nd USC player drafted by the Vikings in the past 3 drafts, joining WR Sidney Rice in 2007.

**BRINKLEY'S NFL TOTALS**

Year	GP/GS	Tackles					Sacks	INTs	PBU	TFL	QBH	FF/FR	Special
		Solo	Asst.	Total	Teams								
2009 (Minn)	16/4	25	7	32	0.0	0	0	1.0	3	0/0	12		
Playoffs	2/0	8	2	10	0.0	0	0	1.0	0	0/0	1		
2010 (Minn)	16/0	5	1	6	0.0	0	0	0.0	0	0/0	17		
<b>Totals</b>	<b>32/4</b>	<b>30</b>	<b>8</b>	<b>38</b>	<b>0.0</b>	<b>0</b>	<b>0</b>	<b>1.0</b>	<b>3</b>	<b>0/0</b>	<b>29</b>		
Playoffs	2/0	8	2	10	0.0	0	0	1.0	0	0/0	1		

**SINGLE-GAME CAREER HIGHS**

- Tackles.....10.....@ Carolina, 12/20/09; @ Chicago, 12/28/09
- Tackle For Loss.....1.....@ Carolina, 12/20/09
- QB Hurries.....2.....vs. NY Giants, 1/3/10
- Special Teams Tackles.....3.....vs. Baltimore, 10/18/09; vs. Dallas, 10/17/10


**2010** Saw action in each game and ranked 2nd on team with 17 special teams tackles, including team-high 15 solo stops...Notched season-high 5 tackles on defense vs. Green Bay...Tied career-high with 3 special teams tackles vs. Dallas (11/17).

**2009** Started final 4 games of regular season and saw action in both playoff games...Played in all 16 games, a regular on special teams in the opening 12 games of the season...Had back-to-back 10-tackle games at Carolina (12/20) and at Chicago (12/28) in prime-time games...Started 1st career game vs. Cincinnati (12/13)...Saw action in 1st career playoff game vs. Dallas (1/17/10) in the NFC Divisional Round game, helping limit the high-powered Cowboys offense to 3 points in the game, a Vikings record for fewest points allowed in a playoff game...Played in first NFC Championship game at New Orleans (1/24/10), holding the NFL's #1 ranked offense to 257 total yards in the game...Notched 12 tackles on special teams with a season-best 3 vs. Baltimore (10/18).

**COLLEGE** Started all 30 games he played at South Carolina...Earned 2nd-Team All-SEC honors as a senior when he ranked 3rd on team in tackles...Wrapped up college career with 11 tackles against Iowa in Outback Bowl...Entered 2007 highly touted as a preseason All-SEC choice and on the watch list for several national awards...Played in only 4 games in 2007 before suffering knee injury that ended season...Made immediate impact for the Gamecock defense in 2006 in his 1st season on campus after transferring from Georgia Military College...Spent 2004 and 2005 at Georgia Military College...Was honored as the team MVP in both seasons.

**PREP** Earned All-State honors at Thomson High in Thomson, GA...Standout basketball and baseball player.

# 78 PATRICK BROWN



**Tackle**  
**6-5, 310**  
**2nd NFL Season**  
**2nd with Vikings**

**Central Florida**  
**FA for 2010**  
**DOB: 12-25-86**  
**St. Charles, IL**

**GAMES/STARTS (regular season, playoffs)** 2009 (PS), 2010 (0/0). **Total-** 0/0.

- Has climbed from practice squad to the active roster during the 2009 and 2010 seasons.

- Played at UCF under former Vikings defensive coordinator George O'Leary.

**OFF THE FIELD** Earned degree in communications with a minor in marketing from Central Florida...Active with Vikings community relations efforts to promote heart health, a cause close to him after he underwent heart surgery as a child.

**PRO** Will compete for roster spot on Vikings line in 2011... Earned spot on 53-man roster for the final 6 weeks of 2010... Spent final 13 weeks of 2009 regular season and the playoffs on the Vikings practice squad...Originally signed as a rookie free agent by Carolina in 2009...Played in Carolina for current Vikings offensive line coach Jeff Davidson.

**2010** Spent the final 6 weeks of the season on the Vikings active roster but did not see game action...Was inactive for 1 game and did not play in the final 5...Joined Vikings on 11/11 and spent 2 weeks on practice squad before moving to 53-man roster on 11/24...Went to training camp with Vikings and

released on 9/4...Signed on 9/5 by NY Jets after his release from Vikings...Released by NY Jets on 9/23 and signed by Miami the following day until his release on 11/9...Picked up by Vikings on 11/11.

**2009** Spent time on Vikings practice squad learning from seasoned veterans...Joined Vikings on 9/29, signing with practice squad for final 13 weeks of the regular season and throughout the playoffs...Was with New England's practice squad for 2 weeks to open the regular season...Waived by Carolina at final roster cuts after spending the preseason with the Panthers.

**COLLEGE** Started 50 straight games at LT for the Golden Knights...Named All-Conference USA 2nd-Team as a senior... Paved the way for RB Kevin Smith to rush for 2,567 yards in 2007, the 2nd-highest total in college football history...Helped UCF win the Conference USA title in 2007 and earn a berth in the Liberty Bowl.

**PREP** Standout at St. Charles (IL) North High...Named leadership award winner as a senior...Competed in shot put and discus.

# BACK TO FOOTBALL





# 85 GREG CAMARILLO

**Wide Receiver**  
**6-2, 200**  
**6th NFL Season**  
**2nd with Vikings**

**Stanford**  
**Trade (Mia) for 2010**  
**DOB: 4-8-82**  
**Atherton, CA**

**GAMES/STARTS (regular season, playoffs)** 2005 (PS-SD), 2006 (4/0, 1/0-SD), 2007 (15/0-Mia), 2008 (11/11-Mia), 2009 (16/16-Mia), 2010 (16/1). **Total-** 62/28, 1/0 (4/0, 1/0-SD; 42/27-Mia.; 16/1-Minn.).

- Acquired from Miami in trade prior to Week 1 of 2010.
- Entered NFL as a rookie free agent with San Diego in 2005.

**OFF THE FIELD** Earned degree in engineering from Stanford... Was a 3-time Academic All-Pac 10 choice...Walked on at Stanford as a punter...Started the Charging Forward program with his brother, a middle school teacher, to encourage students to excel in academics and athletics...His family was recognized in 2009 with the "LaFamilia Award", the highest honor of the Hispanic Foundation of Silicon Valley, representing a commitment to volunteer service in the community...Active with Vikings community outreach, including Vikings Victory Visits to local hospitals and sorting Halloween costumes with the Salvation Army...Was married during the summer of 2011.

**PRO** Has notched 3 career 100-yard receiving games...Served as Vikings primary punt returner during 2010, his 1st action in the return game of his career...Caught 1st career TD in OT on a 64-yard pass from Cleo Lemon vs. Baltimore (12/16/07), converting a 3rd-and-8 and giving Miami their lone win of the season...Ended game vs. Baltimore with 3 catches for 109 yards, an average of 36.3 yards per catch, 2nd-best in Dolphins history.

**2010** Acquired in Week 1 in trade with Miami for CB Benny Sapp...Took over punt return duties for the 1st time in his career...Caught 1st TD pass as a Viking from Brett Favre vs. Dallas (10/17) on a 10-yard pass...Had big game vs. Arizona (11/7), catching a season-long 31-yard pass and made the hustle play of the season by tracking down Cardinals DB Kerry Rhodes on an INT return and punching the ball out at the end zone for a touchback, saving a certain TD...Caught a pass in 8 of the final 9 games of the season...Ended Arizona game with 152 total yards, 86 on punt returns and 66 receiving...Had career-long 52-yard punt return vs. NY Giants (12/13).

**2009** Ranked 2nd on Dolphins with 50 catches and 552 yards...Started all 16 games...Had season-high 110 yards vs.

Jacksonville (12/13)...Led Miami in catches in 4 games during season and receiving yards 3 times...Caught a pass in 15 of 16 games...Helped Dolphins post 7-9 record, rebounding from a 1-15 season in 2008.

**2008** Started all 11 games he played before suffering knee injury that sidelined him for season, going on injured reserve on 11/24...Notched career-high 111 yards receiving at Denver (11/2) on career-high 11 catches...His 11 catches ranked as the 3rd-most in Dolphins history...Caught 17-yard TD vs. San Diego (10/5) against his old teammates...Caught 3-yard TD vs. New England (11/23) before leaving game with knee injury that ended his season...Caught a pass in all 11 games he played.

**2007** Played in 15 games for Miami in his 1st season with the Dolphins...Caught 1st NFL pass vs. NY jets (12/2) and caught a pass in 4 of the 5 final games to end the season...Caught TDs in consecutive games vs. Baltimore (12/16) and at New England (12/23)...Made his 1st career TD notable, catching a 64-yard score in OT vs. Baltimore (12/16) to give the Dolphins their lone win of the season and he ended the day with 109 yards on the day, his 1st career 100-yard game...Scored on 21-yard TD at New England (12/23) the following week.

**2006** Played in the final 4 games of the regular season as a reserve and saw 1st career playoff action in Divisional Playoffs vs. New England (1/4/07)...Notched 3 special teams tackles in the regular season and added 1 more in playoffs...Inactive for opening 12 games of the season.

**2005** Spent entire season on practice squad with Chargers after going through preseason and training camp...Joined team as a rookie free agent.

**COLLEGE** Ended collegiate career at Stanford with 46 receptions for 613 yards...Named Jim Reynolds Award winner as a senior, recognizing the Cardinal player with the best display of courage on the field and devotion to the game...Was a 3-time Academic All-Pac 10 honoree.

**PREP** Captain of basketball and football teams at Menlo-Atherton in Menlo Park, CA...MVP of football team as a senior...Named San Mateo County Scholar-Athlete of the year in 1999.

**CAMARILLO'S NFL TOTALS**

Year	GP/CS	No.	RECEIVING				TD	No	RUSHING			
			Yds.	Avg.	Lg	TD			Yds	Avg	Lg	TD
2006 (SD)	4/0	0	0	0.0	0	0	0	0	0.0	0	0	
Playoffs	1/0	0	0	0.0	0	0	0	0	0.0	0	0	
2007 (Mia)	15/0	8	160	20.0	64t	2	0	0	0.0	0	0	
2008 (Mia)	11/11	55	613	11.1	33	2	2	1	0.5	6	0	
2009 (Mia)	16/16	50	552	11.0	29	0	0	0	0.0	0	0	
2010 (Minn)	16/1	20	240	12.0	31	1	0	0	0.0	0	0	
<b>Total</b>	<b>62/28</b>	<b>133</b>	<b>1,565</b>	<b>11.8</b>	<b>64t</b>	<b>5</b>	<b>2</b>	<b>1</b>	<b>0.5</b>	<b>6</b>	<b>0</b>	
<i>Playoffs</i>	<i>1/0</i>	<i>0</i>	<i>0</i>	<i>0.0</i>	<i>0</i>	<i>0</i>	<i>0</i>	<i>0</i>	<i>0.0</i>	<i>0</i>	<i>0</i>	

**PUNT RETURNS**

Year	PR	FC	Yds	Avg.	Lg	TD
2010 (Minn)	39	20	359	9.2	52	0
<b>Total</b>	<b>39</b>	<b>20</b>	<b>359</b>	<b>9.2</b>	<b>52</b>	<b>0</b>

KICKOFF  
 EXECUTIVES  
 STAFF  
 COACHES  
 PLAYERS  
 ROOKIES  
 2010 SEASON  
 RECORDS  
 PLAYOFF RECORDS  
 HISTORY  
 EXTRA POINTS

**SINGLE-GAME CAREER HIGHS**

Receptions.....11..... @ Denver, 11/2/08  
 Receiving Yards ..... 111..... @ Denver, 11/2/08  
 Long Catch..... 64t..... vs. Baltimore, 12/16/07  
 TD Catch..... 1..... 5 times, last vs. Dallas, 10/17/10  
 Punt Returns ..... 7..... vs. Arizona, 11/7/10  
 Long Punt Return..... 52..... vs. NY Giants, 12/13/10

**CAMARILLO'S 100-YARD GAMES**

<b>Game</b>	<b>Yards</b>
vs. Baltimore, 12/16/07 .....	109
@ Denver, 11/2/08 .....	111
@ Jacksonville, 12/13/09 .....	110

**CAMARILLO'S TOUCHDOWNS**

<b>Game</b>	<b>Play</b>
vs. Baltimore, 12/16/07 .....	64 pass from C. Lemon
@ New England, 12/23/07 .....	21 pass from C. Lemon
vs. San Diego, 10/5/08 .....	17 pass from C. Pennington
vs. New England, 11/23/08 .....	3 pass from C. Pennington
vs. Dallas, 10/17/10 .....	10 pass from B. Favre

**CAMARILLO'S CAREER GAME-BY-GAME (\* starts)**

		RECEIVING					
2007	Opponent	No	Yds	Avg.	Lg	TD	
12/2.....	NY Jets .....	1	2	2.0	2	0	
12/9.....	@ Buffalo .....	0	0	0.0	0	0	
12/16.....	Baltimore .....	3	109	36.3	64t	1	
12/23.....	@ New England...2	26	13.0	21t	1		
12/30.....	Cincinnati .....	2	23	11.5	13	0	
<b>Total</b>		<b>8</b>	<b>160</b>	<b>20.0</b>	<b>64t</b>	<b>2</b>	
2008	Opponent	No	Yds	Avg.	Lg	TD	
9/7.....	NY Jets* .....	3	37	12.3	17	0	
9/14.....	@ Arizona* .....	4	49	12.3	18	0	
9/21.....	@ New England*..4	60	15.0	33	0		
10/5.....	San Diego* .....	6	68	11.3	17t	1	
10/12.....	@ Houston* .....	4	49	12.3	33	0	
10/19.....	Baltimore* .....	6	74	12.3	23	0	
10/26.....	Buffalo* .....	5	35	7.0	10	0	
11/2.....	@ Denver* .....	11	111	10.2	23	0	
11/9.....	Seattle .....	4	21	5.3	8	0	
11/16.....	Oakland .....	2	34	17.0	21	0	
11/23.....	New England.....6	75	12.5	20	1		
<b>Total</b>		<b>55</b>	<b>613</b>	<b>11.1</b>	<b>33</b>	<b>2</b>	
2009	Opponent	No	Yds	Avg.	Lg	TD	
9/13.....	@ Atlanta* .....	2	20	10.0	15	0	
9/21.....	Indianapolis* .....	3	11	3.7	10	0	
9/27.....	@ San Diego* .....	2	13	6.5	7	0	
10/4.....	Buffalo* .....	4	42	10.5	18	0	
10/12.....	NY Jets* .....	3	33	11.0	14	0	
10/25.....	New Orleans* .....	5	55	11.0	24	0	
11/1.....	@ NY Jets* .....	1	15	15.0	15	0	
11/8.....	@ New England*..5	71	14.2	23	0		
11/15.....	Tampa Bay* .....	2	17	8.5	9	0	
11/19.....	@ Carolina* .....	1	4	4.0	4	0	
11/29.....	@ Buffalo* .....	0	0	0.0	0	0	
12/6.....	New England* .....	4	61	15.3	29	0	
12/13.....	@ Jacksonville* .....	7	110	15.7	24	0	
12/20.....	@ Tennessee* .....	5	46	9.2	11	0	
12/27.....	Houston* .....	3	32	10.7	18	0	
1/3/10.....	Pittsburgh* .....	3	22	7.3	10	0	
<b>Total</b>		<b>50</b>	<b>552</b>	<b>11.0</b>	<b>29</b>	<b>0</b>	

2010	Opponent	No	Yds	Avg.	Lg	TD
9/9.....	@ New Orleans.....1	29	29.0	29	0	
9/19.....	Miami.....	1	3	3.0	3	0
9/26.....	Detroit.....	2	16	8.0	10	0
10/11.....	@ NY Jets .....	0	0	0.0	0	0
10/17.....	Dallas .....	2	15	7.5	10t	1
10/24.....	@ Green Bay.....	0	0	0.0	0	0
10/31.....	@ New England.....	0	0	0.0	0	0
11/7.....	Arizona.....	4	66	16.5	31	0
11/14.....	@ Chicago.....	1	11	11.0	11	0
11/21.....	Green Bay.....	3	27	9.0	17	0
11/28.....	@ Washington .....	1	12	12.0	12	0
12/5.....	Buffalo* .....	2	27	13.5	20	0
12/13.....	NY Giants .....	1	3	3.0	3	0
12/20.....	Chicago.....	1	18	18.0	18	0
12/28.....	@ Philadelphia.....	0	0	0.0	0	0
1/2/11.....	@ Detroit.....	1	13	13.0	13	0
<b>Total</b>		<b>20</b>	<b>240</b>	<b>12.0</b>	<b>31</b>	<b>1</b>



## 22 SIMEON CASTILLE

**Defensive Back**  
**6-0, 190**  
**3rd NFL Season**  
**1st with Vikings**

**Alabama**  
**FA for 2010**  
**DOB: 10-12-85**  
**Birmingham, AL**

**GAMES/STARTS (regular season, playoffs)** 2008 (8/0-Cinn.), 2009 (1/0-SD), 2010 (PS-Minn.). **Total-** 9/0 (8/0-Cinn., 1/0-SD).

• Is a 2nd-generation NFL player, following in the footsteps of his father, Jeremiah, who played for Denver and Tampa Bay.

• Originally an undrafted rookie free agent with the Cincinnati Bengals in 2008.

**OFF THE FIELD** Father, Jeremiah, played DB in the NFL for the Tampa Bay Buccaneers and Denver Broncos while brother, Tim, was a fullback for the Kansas City Chiefs...All 3 played at Alabama where Jeremiah was an All-America.

**PRO** Originally signed as a rookie free agent by Cincinnati in 2008 and appeared in 8 games as a rookie...Played in 1 regular season game with San Diego in 2009...Turned to the UFL for the 2010 season before joining the Vikings late in the year as a member of their practice squad...Joins fellow Vikings Lorenzo Booker and Adrian Awosom with UFL experience.

**2010** Played in all 10 games with the Florida Tuskers of the UFL reaching the championship game before falling to Las Vegas and current teammate Adrian Awosom...Was the Tuskers 2nd-leading tackler with 35 total tackles on the season and he added 7 passes defended...Signed to the Vikings practice squad 12/16 and remained with the team for the final 3

### CASTILLE'S NFL TOTALS

Year	GP/GS	Tackles			Sacks	INTs	PBU	TFL	QBH	FF/FR	Special
		Solo	Asst.	Total							
2008 (Cinn.)	8/0	6	3	9	0.0	0	1	0	0	0/0	0
2009 (SD)	1/0	0	0	0	0.0	0	0	0	0	0/0	0
<b>Totals</b>	<b>9/0</b>	<b>6</b>	<b>3</b>	<b>9</b>	<b>0.0</b>	<b>0</b>	<b>1</b>	<b>0</b>	<b>0</b>	<b>0/0</b>	<b>0</b>

### SINGLE-GAME CAREER HIGHS

Tackles.....3..... @ Baltimore, 9/7/08; @ NY Giants, 9/21/08

games of the 2010 season.

**2009** Saw action in 1 regular season game with San Diego, a 37-7 victory at Kansas City (10/25)...Spent full season on Chargers practice squad with the exception of game at Kansas City (10/25) when on active roster....Released by Cincinnati on 7/21 and signed with San Diego during training camp on 8/6 until final roster cuts when he was released on 9/5.

**2008** Was the only rookie free agent to open the season on the Bengals 53-man roster...Made NFL debut at Baltimore (9/7)...Saw action in 8 games, recording 9 tackles and 1 pass defended.

**COLLEGE** Earned a reputation as a physical CB with the Crimson Tide...Started 29 of 48 games at Alabama and finished college career with 176 tackles, 6.5 sacks, 14.5 tackles for loss... Had 12 career interceptions which he returned for 105 yards and 1 TD along with blocking 1 kick...Started all 13 games in both his junior and senior seasons earning All-SEC 1st Team honors both years as voted on by the conference coaches.

**PREP** Earned All-American honors as a DB at Briarwood Christian High School in Birmingham and helped his school to the state title in 2003...Was a 1st-team USA Today All-American and the 11th-best player in Alabama by SuperPrep.



## 31 CHRIS COOK

**Cornerback**  
**6-2, 212**  
**2nd NFL Season**  
**2nd with Vikings**

**Virginia**  
**D2a (#34) for 2010**  
**DOB: 2-15-87**  
**Lynchburg, VA**

**GAMES/STARTS (regular season, playoffs)** 2010 (6/5). **Total-** 6/5.

• The highest CB drafted by the Vikings at 34th overall since Dewayne Washington was taken with the 18th overall pick in 1994.

• Started 5 games during rookie campaign before being sidelined with injury.

**OFF THE FIELD** Majored in general studies...Cousin, Vic Hall (2005-08), was a teammate at Virginia also playing in the Cavaliers' secondary...Enjoys working with kids and participated in tutoring programs at a local middle school and

volunteered at a local recreation center in Charlottesville, VA... Worked at a Sears warehouse loading trucks with major appliances while he was academically ineligible.

**PRO** Started 5 games as a rookie in 2010, matching G Chris DeGare for most from Vikings rookie class...Knee injuries forced him to miss the final 6 games of his rookie campaign... Was the highest CB drafted by the Vikings at 34th overall since Dewayne Washington was taken with the 18th overall pick in 1994...Is the 1st University of Virginia draftee selected by the Vikings...Was selected with a pick the Vikings acquired following a Day 1 draft trade with Detroit, giving the Lions the



#30 overall pick for the Lions' 2nd round pick (#34), the Lions' 4th-round pick (#100)

**2010** Started 5 of the 6 games he played...In his 1st NFL game he posted a season-high 6 tackles and had a pass defended vs. Detroit (9/26)...Matched season-high with 6 stops at Chicago (11/14)...Battled injuries throughout rookie year, being inactive for 4 of the opening 5 games of the season...Played in 5 straight games with 4 starts from Week 6-10 before season-ending injury put him out of action.

**COLLEGE** Started 31-of-38 games at UVA...After being ruled academically ineligible and missing the entire 2008 season, he returned in 2009 as a captain and was an All-Atlantic Coast

**COOK'S NFL TOTALS**

Year	GP/GS	Tackles			Sacks	INTs	PBU	TFL	QBH	FF/FR	Special Teams
		Solo	Asst.	Total							
2010 (Minn)	6/5	20	4	24	0.0	0	3	0.0	0	0/0	1
<b>Totals</b>	<b>6/5</b>	<b>20</b>	<b>4</b>	<b>24</b>	<b>0.0</b>	<b>0</b>	<b>3</b>	<b>0.0</b>	<b>0</b>	<b>0/0</b>	<b>1</b>

**SINGLE-GAME CAREER HIGHS**

Tackles.....6..... vs. Detroit, 9/26/10; @ Chicago, 11/14/10

Solos.....5..... vs. Detroit, 9/26/10

Pass Defensed.....1..... 3 times, last vs. Green Bay, 11/21/10



**62 RYAN COOK**

**Tackle**  
**6-6, 328**  
**6th NFL Season**  
**6th with Vikings**

**New Mexico**  
**D2 (#51) for 2006**  
**DOB: 5-3-83**  
**Albuquerque, NM**

**GAMES/STARTS (regular season, playoffs)** 2006 (6/3), 2007 (16/16), 2008 (16/14, 1/1), 2009 (16/0, 2/0), 2010 (16/7). **Total-** 70/40, 3/1.

- Helped pave the way for Adrian Peterson to set team record and lead NFL with 1,760 rushing yards in 2008.
- Has started at RT, RG and C during his Vikings career.

**OFF THE FIELD** Earned degree in business management... Took part in Shop With a Viking during holiday season... Brother, Erik, was drafted in 2010 by Washington Redskins.

**PRO** Started at 3 positions during his Vikings career, including RG and C during 2010, starting final 6 games of season at RG... Full-time starter at RT in 2007 and 2008, opening 30-of-32 games...Made the transition from C in college to RT in the NFL...Was the 2nd C drafted in 2006 after Nick Mangold (#29 by N.Y. Jets).

**2010** Proved versatility and valuable as he started at C and RG when injuries sidelined the regulars at those positions... Started at C for John Sullivan at NY Jets (10/11) on Monday Night Football and opened the final 6 games of the season at RG after Anthony Herrera was lost for the season...Helped Vikings go 3-3 in the final 6 games of the season...Paved the way for Adrian Peterson to post a pair of 100-yard games in the final 6 with 107 vs. Buffalo and 118 at Philadelphia.

**2009** Saw time in every game on special teams and stepped in as a reserve on the offensive line...Took over at RT in game at Arizona (12/6) when rookie starter Phil Loadholt left the game due to injury...Helped Vikings offense at multiple positions in game at St. Louis (10/11).

Conference 1st-team selection by The NFL Draft Report... Started all 12 games at left CB...Totaled a team-high 4 INTs (66 yards, 1 TD) as a senior...Competed in 9 games with 7 starts as a junior in 2007...Played in all 12 contests and started the final 11 contests at RCB...Played in 5 games as a freshman and started 1 before missing 2nd half of season with broken leg.

**PREP** Played WR, RB, QB and CB at Heritage High in Lynchburg, VA...Named 1st-Team All-State as a junior and senior...Snared 8 INTs as a junior...Notched 21 combined TDs by rushing and receiving as a senior.

**2008** Regular starter at RT opened 14 regular season games and 1st career playoff game in Wild Card contest vs. Philadelphia (1/4/09)...Paved the way for Adrian Peterson to become the 1st Vikings RB to lead the NFL in rushing and set a team record with 1,760 yards...Helped Peterson set Vikings record by breaking the 100-yard mark 10 times...Helped win NFC North title and ranked 5th in the NFL in rushing offense.

**2007** Helped Vikings establish team record with 2,634 rushing yards as a team and rank #1 in the NFL for only the 2nd time in team history...Helped Peterson rank 2nd in the NFL with 1,341 yards and set a Vikings rookie record...Blocked for Peterson's NFL-record 296 rushing yards vs. San Diego (11/4) and his 224-yard day at Chicago (10/14), the only rookie in NFL history with 2 games of 200+ rushing yards in a season.

**2006** Played in 6 games and started the final 3 games at RT... Played in his 1st NFL game when he rotated at RT with Mike Rosenthal vs. Arizona (11/26) as the Vikings snapped a 4-game losing streak...Shared time at RT with Rosenthal at Chicago (12/3) and at Detroit (12/10)...Started his 1st career game when he opened at RT vs. NY Jets (12/17).

**COLLEGE** Former walk-on went on to be a 1st-team All-Mountain West choice his final 3 years...Played in 49 career games and started the final 44 of his career.

**PREP** A 2nd-team All-State selection and 1st-team All-City choice as a senior and 2nd-team All-City selection as a junior at Cibola High (Albuquerque, NM)...Played in New Mexico North/South All-Star Game as a senior.



## 68 JON COOPER

**Center**  
**6-2, 291**  
**3rd NFL Season**  
**3rd with Vikings**

**Oklahoma**  
**Rookie FA for 2009**  
**DOB: 10-1-86**  
**Fort Collins, CO**

**GAMES/STARTS (regular season, playoffs)** 2009 1/0, 0/0, 2010 (12/1). **Total-** 13/1, 0/0.

- Started 1st career game vs. Dallas (10/17/10), taking place of injured starter John Sullivan at center.
- The lone Vikings rookie free agent to play in 2009.

**OFF THE FIELD** Majored in human relations at OU...Father, Tom, was a defensive lineman at Missouri...Hosted 2nd annual Jon Cooper youth football camp in Fort Collins, CO this off-season... Avid golfer.

**PRO** Saw time in career-best 12 games in 2010 and started 1st career game when he opened at C vs. Dallas (10/17/10)...Made NFL debut in game at Arizona (12/6) at RG when Anthony Herrera was forced out of the lineup...Teammates at OU with fellow lineman Phil Loadholt and blocked for Adrian Peterson for the Sooners.

**2010** Played in 12 games and started 1st career game vs. Dallas

(10/17), helping Vikings to win...Saw time on special teams return units during season.

**2009** Saw time at RG at Arizona (12/6), his 1st career game action...Was on Vikings practice squad for the opening 4 weeks of the season before being called to the active roster for the final 12 weeks of the regular season and both playoff games...Inactive for 9 games during regular season and both in playoffs...Signed with Vikings as a rookie free agent on 4/27/09.

**COLLEGE** Started 43 career games at OU...Helped Sooners to BCS National Championship game against Florida as a senior and set mark as the highest-scoring offense in the modern era of college football...Named Big 12 Offensive Lineman of the Year as a senior...Blocked for Heisman Trophy winner Sam Bradford as a senior in 2008...Played in 7 games and started 2 as a true freshman in 2005.

**PREP** A 3-year starter at Fort Collins (CO) High...Named team MVP and offensive player of the year in the Front Range Conference as a senior...Played DT and C in high school.



## 72 CHRIS DeGEARE

**Guard**  
**6-4, 335**  
**2nd NFL Season**  
**2nd with Vikings**

**Wake Forest**  
**D5a (#161) for 2010**  
**DOB: 2-17-87**  
**Kernersville, NC**

**GAMES/STARTS (regular season, playoffs)** 2010 (8/5). **Total-** 8/5.

- Started 1st career game vs. Buffalo (12/5/10), the final game that the team played at Mall of America Field in 2010.
- Started final 5 games of rookie season in place of injured Steve Hutchinson.

**OFF THE FIELD** Majored in sociology...Engaged during his rookie season in 2010...Born in Chandler, AZ and lived in England and Germany as a child...Father was in the United States Air Force.

**PRO** Started final 5 games of rookie season in place of All-Pro LG Steve Hutchinson...The only offensive lineman taken by the Vikings in the 2010 NFL Draft, selected with the 30th choice in the 5th Round (161st overall)...Has the ability to play both guard and tackle...Is the 1st player drafted from Wake Forest by the Vikings since DT Fred Robbins in 2000.

**2010** Stepped into starting lineup for the final 5 games of his rookie season, replacing an injured Steve Hutchinson as the regular starter at LG...Helped team post wins over Buffalo (12/5) in his 1st career start and at Philadelphia (12/28) in an upset win over the NFC East champions on the road...Joined fellow rookie classmate QB Joe Webb in starting at Philadelphia, helping Webb join elite company by winning his 1st career start...Helped Adrian Peterson break the 100-yard

mark in 2 of his 5 starts, running for 105 yards vs. Buffalo and 118 at Philadelphia.

**COLLEGE** Started all 12 games at LT in his redshirt senior season of 2009 and was named All-ACC Honorable Mention...Led the offensive line in knockdown blocks 3 times and graded out at better than 90 percent in games against Miami and Florida State...Missed the 2008 season after being declared academically ineligible...Started 8 games at RG as a junior in 2007...Missed the North Carolina game due to injury and was slowed in several others...Was on the field for 617 offensive snaps, the 4th-highest total on the team...Ranked 2nd on the squad with 44 knockdown blocks...Started all 14 games at offensive guard as a true sophomore...Saw action on 699 snaps, ranking 3rd on the team...Named honorable mention Freshman All-American and to the ACC All-Freshman Team by The Sporting News in 2005...Blocked for ACC Player of the Year Chris Barclay and helped Wake Forest lead the conference in rushing...Played in all 11 games and started against NC State...Enrolled at Wake Forest in January and participated in spring practice.

**PREP** Rated by Rivals.com as the 32nd-best offensive guard in the nation coming out of Glenn High School in his hometown of Kernersville, NC...Rated the 2nd-best lineman and the 11th-best overall player in the state...Member of the North Carolina team in the 2004 Shrine Bowl...Earned all-conference and all-area honors as a junior and a senior playing for head coach Dick Cline...Team captain as a senior.

## 44 RYAN D'IMPERIO



**Fullback**  
**6-3, 240**  
**1st NFL Season**  
**1st with Vikings**

**Rutgers**  
**D7b (#237) for 2010**  
**DOB: 8-15-87**  
**Sewell, NJ**

**GAMES/STARTS (regular season, playoffs)** 2010 (PS). **Total-0/0.**

- Spent 2010 season on the Vikings practice squad.
- Made the switch to FB in the NFL after playing LB for 4 years at Rutgers.

**OFF THE FIELD** Majored in history at Rutgers...Married during 2011 offseason...Interested in a career in youth or high school football coaching after his playing days are over...Became avid outdoorsman during his rookie season in Minnesota, taking up hunting, fishing and ice fishing.

**PRO** Taken by the Vikings in the 2010 NFL Draft, selected with the 30th choice in the 7th Round (237th overall)...Was the 1st Vikings draft pick to sign following the draft...Was released during the final round of 2010 cuts but was resigned to the practice squad on 9/5/10...Last played fullback as a high school standout at Washington Township High in Sewell, NJ.

**2010** Released in final roster cuts following preseason and signed to practice squad the next day on 9/5...Benefited from a year on the Vikings practice squad that allowed him to study and practice as an NFL fullback.

**COLLEGE** Part of a Rutgers 2009 senior class that led the squad to 36 wins and 4 bowl games, the 36 wins is tied for the 2nd-most by a senior class in school history and the 4 bowl games set a school record...Started 24 of his final 25 games at Rutgers...Moved exclusively to LB upon enrolling at Rutgers

after a stellar high school career at both LB and FB...Served as 1 of 3 Rutgers captains his senior season... Returned an INT 38 yards for a TD against Florida International as a senior...Earned 2nd Team All-BIG EAST honors as a junior, started all 13 games at MLB...Ranked 5th in the Big East with 7.15 tackles per contest...Had at least one TFL in each of the last nine games of the season...Posted a career-high 3 sacks at South Florida...Earned Big East Defensive Player of the Week honors with 11 tackles against Connecticut...Made his 1st career INT in the PapaJohns.com Bowl against North Carolina State... Projected starter at MLB but missed the start of his sophomore season in 2007 after breaking his leg during spring drills...Played in 11 games with 14 tackles, including 2.5 for loss on the year...Played in all 13 games as a true freshman, earning a majority of his playing time on special teams, recording two tackles.

**PREP** Starred at both LB and FB throughout his career at Washington Township High School in Sewell, NJ...Rated the No. 28 ILB in the country, as well as the No. 17 prospect in New Jersey by Rivals.com...Rushed for 1,268 yards on 173 carries, a 7.3 yards per carry at FB in leading his team to a 7-3 record as senior...Named 1st-Team All-South Jersey by the Philadelphia Inquirer and the Courier-Post...Selected to play in the New Jersey North/South All-Star Classic at Rutgers Stadium...Was a hurdler in track and a standout baseball player.

## 83 JEFF DUGAN



**Tight End**  
**6-4, 258**  
**8th NFL Season**  
**8th with Vikings**

**Maryland**  
**D7 (#220) for 2004**  
**DOB: 4-8-81**  
**Pittsburgh, PA**

**GAMES/STARTS (regular season, playoffs)** 2004 (14/2, 2/0), 2005 (1/0), 2006 (7/7), 2007 (16/3), 2008 (9/2, 1/1), 2009 (16/3, 2/0), 2010 (16/4). **Total- 79/21, 5/1.**

- Has spent time during 2009 and 2010 offseasons commuting from the Twin Cities to Northwestern's Kellogg School of Management working on his MBA degree.

• Hauled in career-best 2 TD passes in 2009, scoring in consecutive games at Green Bay and vs. Detroit.

• Joins college teammate MLB E.J. Henderson as the only Maryland Terrapins ever drafted by the Vikings.

**OFF THE FIELD** Double-majored, earning bachelor's degrees in business and finance at Maryland...Spent time during past 2 offseasons working on his MBA from Northwestern's Kellogg School of Management, commuting to Chicago for coursework during the week...Visited the Minnesota VA physical therapy

clinic and University of Minnesota Amplatz Children's Hospital along with the Vikings Women's Organization...Took part in NFLPA-sponsored education classes in business and finance at the University of Pennsylvania's Wharton School during 2006 offseason...Interested in a career in corporate finance...Married during 2006 offseason, the couple had a daughter, McKenna, in spring 2010.

**PRO** Enjoyed best season catching the ball in 2009, hauling in a pair of TD passes in consecutive games...Converted 5 straight 3rd-and-1 rushes between 2008 and 2009...Tough-nosed blocker from TE or FB...Had career-long catch on a fake FG play when he caught a shovel pass from holder Chris Kluge and advanced the ball 27 yards in 2007...Tabbed as the Vikings' starter at FB for the final 7 games of 2006 after season-ending injury to Tony Richardson...Signed contract extension in December 2006... Only the 2nd player from the University of Maryland drafted by

the Vikings, joining LB E.J. Henderson...Selected in 7th Round (220th overall) in the 2004 NFL Draft.

**2010** Started 4 games and played in all 16...Started games vs. Dallas (11/17), at Washington (11/28), vs. Chicago (12/20) and at Detroit (1/2/11)...Hauled in season-long 10-yard pass vs. Detroit (9/26) and helped pave the way for Adrian Peterson's 160 yards on the ground...Carried the ball 2 times for 2 yards during the season, including picking up a critical 3rd-and-1 in win at Washington (11/28), the 1st win of the season under interim head coach Leslie Frazier.

**2009** Had career-high 2 TD receptions, scoring in consecutive games at Green Bay (11/1) and vs. Detroit (11/15)...Caught season-long 25-yard pass vs. Green Bay (10/5)...Helped Adrian Peterson rush for 1,000+ yards for the 3rd straight season and set a league high and team record with 18 rushing TDs...Played in all 16 regular season games and both playoff contests, starting vs. Green Bay (10/5), vs. Baltimore (10/18) and vs. Detroit (11/15).

**2008** Factored into surge in the 2nd half of the season that launched the Vikings into the NFC North title and the Wild Card Playoffs...Was inactive for 6 of opening 7 games of the season but played in 9 of the final 10 with 3 starts...Converted a 1st down in 3rd-and-1 situations on all 4 of his rushing attempts...Caught season-long 9-yard pass vs. NY Giants (12/28) in game that sealed NFC North crown... Started 1st career playoff game vs. Philadelphia (1/4/09) in Wild Card game along with regular season starts at Jacksonville (11/23) and vs. NY Giants (12/28).

**2007** Played in all 16 games and started 3...Tied career high with 7 receptions...Carried the ball vs. Green Bay (9/30) and vs. Detroit (12/2), his 1st career carries...Converted a 1st down on both rushing attempts and 3 of his 7 receptions on the season...Caught a career-long 27-yard pass from Kluge to convert a fake FG vs. Detroit (12/2)...Helped Vikings set team record with 2,634 rushing yards and ranked #1 in the NFL in rushing...Versatile player who can line up at FB and TE...Paved the way for Rookie of the Year Adrian Peterson to lead the NFC in rushing, rank 2nd in the NFL and set a Vikings rookie record with 1,341 yards...Peterson's 1,341 yards on the ground were the 2nd-most in Vikings history...Helped Peterson and Chester

Taylor set a Vikings record with 2,185 rushing yards as a duo... Helped the Vikings offense jump 10 spots from #23 in the NFL in 2006 to #13 in 2007...Cleared the way for Peterson (6) and Taylor (2) to tie the Vikings record for most 100-yard games in a season with 8...Helped Peterson set an NFL record with 296 rushing yards vs. San Diego (11/4) and set a Vikings team rushing record with 378 yards.

**2006** Stepped into starting FB spot after Tony Richardson was lost for the season with arm injury...Started all 7 games he played on the season...Recorded 1st career stats in 2006... Caught 1st career TD on a 3-yard pass from Brad Johnson vs. Arizona (11/26)...Cleared the way for Chester Taylor to post the 4th-highest single-season rushing mark in team history and his career high with 1,214 yards...Helped a pair of runners break the 100-yard mark during the season, paving the way for Taylor to run for 136 yards vs. Arizona (11/26) and Artose Pinner to go for 125 yards at Detroit (12/10)...Pinner amassed his 1st career 100-yard effort against his former Lions teammates...Helped Taylor over the 1,000-yard mark for the season at Chicago (12/3)... Started and played in 1st game at Miami (11/19)...Start at Miami (11/19) was his 1st since 10/31/04 as a rookie...Dressed but did not play vs. Green Bay (11/12)...Inactive for opening 8 games.

**2005** Played in lone game of the season at Atlanta (10/2)... Inactive for 15 regular season games.

**2004** Played in 14 games, the 3rd-most among Vikings rookies, along with 2 starts...Had a career-high 3 special teams tackles at Green Bay (11/14)...Notched a tackle on special teams vs. Detroit (11/21)...Made 1st career start on Monday Night Football at Philadelphia (9/20)...Also started vs. NY Giants (10/31)... Played in 1st career playoff in Wild Card game at Green Bay (1/9/05)...Played in Divisional Playoff at Philadelphia (1/16/05).

**COLLEGE** Started 46 of 49 games after moving into the starting lineup during his freshman season...Finished his career with 55 catches for 649 yards and 3 TDs...Stepped aside in final game of 2001 regular season to allow senior Matt Murphy to start the game.

**PREP** Rated as top TE prospect in state at Central Catholic High in Pittsburgh...Earned All-League honors at DE and TE... Team captain as senior...Competed in shot put.

**DUGAN'S NFL TOTALS**

Year	GPGS	RUSHING				RECEIVING					
		No.	Yds.	Avg.	Lg	TD	No	Yds	Avg	LG	TD
2004 (Minn.)	14/2	0	0	0.0	0	0	0	0	0.0	0	0
Playoffs	2/0	0	0	0.0	0	0	0	0.0	0	0	
2005 (Minn.)	1/0	0	0	0.0	0	0	0	0.0	0	0	
2006 (Minn.)	7/7	0	0	0.0	0	0	7	34	4.9	10	1
2007 (Minn.)	16/3	2	7	3.5	4	0	7	57	8.1	27	0
2008 (Minn.)	9/2	4	7	1.8	2	0	2	12	6.0	9	0
Playoffs	1/1	0	0	0.0	0	0	0	0	0.0	0	0
2009 (Minn.)	16/3	3	7	2.3	5	0	6	52	8.7	25	2
Playoffs	2/0	0	0	0.0	0	0	0	0	0.0	0	0
2010 (Minn.)	16/4	2	2	1.0	2	0	4	30	7.5	10	0
<b>Total</b>	<b>79/21</b>	<b>11</b>	<b>23</b>	<b>2.2</b>	<b>5</b>	<b>0</b>	<b>26</b>	<b>185</b>	<b>7.1</b>	<b>27</b>	<b>3</b>
Playoffs	5/1	0	0	0.0	0	0	0	0	0.0	0	0

**SINGLE-GAME CAREER HIGHS**

- Receptions.....3.....@ Miami, 11/19/06
- Receiving Yards.....29.....vs. Detroit, 12/2/07
- Long Catch.....27.....vs. Detroit, 12/2/07
- Receiving TD.....1.....3 times, last vs. Detroit, 11/15/09
- Rushing Attempts.....2.....@ Arizona, 12/14/08
- Rushing Yards.....5.....@ Cleveland, 9/13/09
- Long Rush.....4.....vs. Detroit, 12/2/07

**DUGAN'S TOUCHDOWNS**

Game	Play
vs. Arizona, 11/26/06	3 pass from B. Johnson
@ Green Bay, 11/1/09	2 pass from B. Favre
vs. Detroit, 11/15/09	8 pass from B. Favre

KICKOFF  
EXECUTIVES  
STAFF  
COACHES  
PLAYERS  
ROOKIES  
2010 SEASON  
RECORDS  
PLAYOFF RECORDS  
HISTORY  
EXTRA POINTS

# 90 FRED EVANS



**Defensive Tackle**  
**6-4, 305**  
**6th NFL Season**  
**6th with Vikings**

**Texas State**  
**FA for 2007**  
**DOB: 11-6-83**  
**Morgan Park, IL**

**GAMES/STARTS (regular season, playoffs)** 2006 (1/0-Mia.), 2007 (11/0), 2008 (16/2, 1/1), 2009 (13/0, 2/0), 2010 (8/0). **Total-** 49/2, 3/1 (48/2, 3/1-Minn., 1/0-Mia.).

- Notched 1st career sack when he caught Giants QB Eli Manning at NY Giants (11/25/07).
- Stepped into starting lineup in 2008 in the final 2 regular season games and playoff game for injured Pat Williams.

**OFF THE FIELD** Majored in exercise and sports science with a minor in business administration at Texas State... Active with Vikings Victory Visits to local hospitals and with EJ Henderson's Urban Youth Outreach activities...Teammate of NFL LB Corey Mays at Morgan Park High in Chicago...Cousin is Major League outfielder Gary Matthews...Sister, Aja Evans, was an All-America, Big Ten champion and set school record in shot put for Illinois.

**PRO** Excelled in 2009 playoff action for the Vikings, notching 10 tackles, 6 QB hurries, 2 tackles for loss and a fumble recovery in 3 career playoff games...Replaced injured DT Pat Williams in 2008 for the final 2 regular season games and Wild Card playoff game...Notched 1st career sack at NY Giants (11/25/07) when he caught eventual Super Bowl XLII MVP Eli Manning...Helped 2007 and 2008 Vikings rank #1 in the NFL against the run.

**2010** Played in 8 games as part of interior line rotation...Had tackles for loss in consecutive games at New England (11/7) and vs. Arizona (10/31)...Posted 2 tackles against Patriots.

**2009** Saw action in 13 games during the regular season and both playoff games...Had career-high 6 tackles in Divisional Round playoff game vs. Dallas (1/17/10) along with 5 QB hurries...Tied for team-high with 5 QB hurries in Dallas game...Had 2 tackles at St. Louis and vs. NY Giants during regular season.

**EVANS' NFL TOTALS**

Year	GP/GS	Tackles			Sacks	INTs	PBU	TFL	QBH	FF/FR
		Solo	Asst.	Total						
2006 (Mia)	1/0	2	0	2	0.0	0	0	0.0	0	0/0
2007 (Minn)	11/0	4	1	5	1.0	0	0	0.0	2	0/0
2008 (Minn)	16/2	8	9	17	0.0	0	0	1.0	16	0/0
Playoffs	1/1	1	3	4	0.0	0	0	0.0	1	0/1
2009 (Minn)	13/0	7	4	11	0.0	0	0	0.0	4	0/0
Playoffs	2/0	6	0	6	0.0	0	0	2.0	5	0/0
2010 (Minn)	8/0	4	1	5	0.0	0	0	2.0	0	0/0
<b>Total</b>	<b>49/2</b>	<b>25</b>	<b>15</b>	<b>40</b>	<b>1.0</b>	<b>0</b>	<b>0</b>	<b>3.0</b>	<b>22</b>	<b>0/0</b>
Playoffs	3/1	7	3	10	0.0	0	0	2.0	6	0/1

**SINGLE-GAME CAREER HIGHS**

- Tackles.....5..... vs. Atlanta, 12/21/08
- Solo Tackles.....3..... vs. Philadelphia, 10/28/07; vs. Atlanta, 12/21/08
- Sack.....1.0..... @ NY Giants, 11/25/07
- Tackle For Loss.....1.0..... 3 times, last vs. Arizona, 11/7/10
- QB Hurries.....5..... vs. Houston, 11/2/08

**2008** Started final 2 regular season games and Wild Card Playoff game vs. Philadelphia (1/4/09) in place of injured Pro Bowler Pat Williams...Recovered a fumble in Wild Card game when he pounced on a fumble by Eagles QB Donovan McNabb forced by DE Jared Allen...Played in all 16 games for 1st time in career...Helped Vikings rank #1 in rushing defense for 3rd straight season, the 1st team since the 1970 AFL-NFL merger to accomplish the feat...Part of Vikings defense that did not allow a 100-yard rusher all season.

**2007** Played in 11 games as part of the Vikings defensive line rotation...Sacked eventual Super Bowl XLII MVP Eli Manning in game at NY Giants (11/25) during the Vikings upset win...Had career-best 2 tackles vs. Philadelphia (10/28)...Played in opener vs. Atlanta (9/9), his 1st action as a Viking.

**2006** Played in 1 game during his rookie season, suiting up for the season finale at Indianapolis (12/31)...Had 2 tackles in his lone appearance of the season...Inactive for the opening 15 games of the season...Entered the NFL as a 7th-round pick by the Dolphins, #207 overall.

**COLLEGE** Finished his career with 2 seasons at Texas State where he was a full-time starter...Named Southland Conference Defensive Player of the Year as a senior...Tabbed as a 1st-Team All-Southland player as a junior and senior...Competed in Hula Bowl all-star game following his senior year...Helped Bobcats advance to NCAA Division I-AA playoffs as a senior, moving to the semifinals...Named Southland Conference Newcomer of the Year in 2004 in his 1st season at Texas State...Transferred to TSU from College of DuPage, a junior college in Glen Ellyn, IL.

**PREP** Was a 2-way starter on the line at Morgan Park High in Chicago...Played 1 season of varsity high school football as a senior...Excelled at swimming and water polo.

**EVANS' SACK**

GAME	QB	SACKS
@ NY Giants, 11/25/07	Eli Manning	1.0

EXTRA POINTS HISTORY RECORDS PLAYOFF RECORDS ROOKIES PLAYERS COACHES STAFF EXECUTIVES KICKOFF





# 59 HEATH FARWELL

**Linebacker**  
**6-0, 235**  
**7th NFL Season**  
**7th with Vikings**

**San Diego State**  
**Rookie FA for 2005**  
**DOB: 12-31-81**  
**Corona, CA**

**GAMES/STARTS (regular season, playoffs)** 2005 (7/0), 2006 (16/0), 2007 (16/0), 2008 (1R), 2009 (16/0, 2/0), 2010 (16/0).  
**Total-** 71/0, 2/0.

- Earned 1st **Pro Bowl** honors for his play in 2009, bouncing back after being sidelined by knee injury in 2008.
- Selected by teammates as the **Special Teams MVP** for the Vikings in 2006 and 2007.
- Set Vikings record with 7 special teams tackles at NY Giants (11/25/07) and had 57 special teams tackles between 2006 and 2007.

**OFF THE FIELD** One of the most conscientious players during his 6 Vikings seasons about community involvement, working especially closely with the RT Autism Foundation and with visits to the University of Minnesota Children's Hospital and the annual Vikings Arctic Blast snowmobile ride to benefit the Vikings Children's Fund...Donates time to Vikings Victory Visits to local hospitals and the Salvation Army...Has embraced the Minnesota outdoors since joining the Vikings, becoming an active hunter and fisherman...Participated in 2009 Minnesota Governor's Fishing Opener events to promote outdoor activities to young people...Criminal justice major who earned his bachelor's degree in spring 2005...Aspires to career in law enforcement following football...Former Vikings' Pro Bowl offensive lineman Ed White served on the coaching staff at SDSU when



Farwell played there...Has struck up a friendship with Vikings Hall of Famer Ron Yary, a fellow southern California native...Married in 2008 offseason...Married to Julie, the couple is expecting a son in summer 2011...Has a mini-schnauzer named Cooper.

**PRO** Enters 2011 tied for 4th in Vikings career special teams tackles with 113, matching Keith Nord and trailing all-time leader Chris Walsh by 34 stops...Earned **Pro Bowl** honors for his 2009 play, the 1st Viking to earn a Pro Bowl trip as a special teamer since Joey Browner in 1985...Has led or tied for team lead in special teams tackles in each of the past 4 seasons he has played (2006, 2007, 2009, 2010)...Twice honored by teammates as **Special Teams MVP** in 2006 and 2007...Is the only Viking to recover 2 inside kicks in a season (2007) and tied a Vikings career record with 2 held by Terry LeCount...Has been on special teams units that have returned 5 kickoffs for TDs and 1 punt return TD in his 6 Vikings seasons...Originally signed as a rookie free agent and has grown into one of the NFL's top special teamers...Has played in 71 games during his 6-year career, notching 113 special teams tackles, 2 inside kick recoveries and a fumble recovery...Finished 2nd on the team with 13 special teams tackles in only 7 games as a rookie in 2005...Signed immediately following the 2005 NFL Draft as a rookie free agent and moved from the Vikings practice squad to the active roster on 10/22/05.

## SPECIAL DELIVERY

Heath Farwell's impact on the Vikings special teams speaks for itself. He has led or tied for the team lead in special teams stops in each of the past 4 seasons he has played and in 2009 became the 1st Viking to earn Pro Bowl recognition as a special teamer since Joey Browner in 1985. Farwell ranks 4th in Vikings career history with 113 special teams stops and in 2011 can move within sight of team record holder Chris Walsh.

### VIKINGS SPECIAL TEAMS TACKLES IN A GAME

PLAYER	TACKLES
Heath Farwell @ NY Giants (11/25/07)	7
Wymon Henderson vs. Detroit (11/6/88)	6

### VIKINGS SPECIAL TEAMS TACKLES IN A SEASON

PLAYER	TACKLES
Joey Browner, 1989	38
Nate Allen, 1977	35
Heath Farwell, 2007	32
Harold Morrow, 1997	32

### VIKINGS SPECIAL TEAMS TACKLES IN A CAREER

PLAYER	TACKLES
Chris Walsh, 1994-2002	147
Harold Morrow, 1996-2002	140
Walker Lee Ashley, 1983-88, '90	120
Heath Farwell, 2005-10	113
Keith Nord, 1979-85	113
Joey Browner, 1983-91	111

### VIKINGS CAREER INSIDE KICK RECOVERIES

PLAYER	RECOVERIES
Heath Farwell	2
Terry LeCount	2

**HONORS** Selected to **Pro Bowl** in 2009...Voted Vikings **Special Teams MVP** by teammates in 2006 and 2007.

**2010** Led Vikings in special teams stops for the 4th time in his career and notched a special teams tackle in 12 of the 16 games during the season...Broke the 100-tackle plateau on special teams during Monday Night Football game at NY Jets (10/11)...His leadership on coverage units has helped Vikings P Chris Kluge rank among the NFL's leaders in punts inside the 20 and net punting average...Helped Kluge post the 2nd-best net punting average in Vikings history at 38.9 yards per punt, trailing only the 41.8 average set by Bobby Walden in 1964.

**2009** Named to **Pro Bowl** for the NFC as the special teams player...Became 1st Viking to be named to Pro Bowl as a special teamer since Joey Browner in 1985...Tied for Vikings lead with 24 special teams tackles and added 3 in playoffs...Recovered a pair of fumbles on kickoff coverage, jumping on fumbles vs. Seattle (11/22) and vs. Chicago (11/29) in consecutive weeks that led to 10 Vikings points...Notched season-best 4 special teams tackles in regular season finale vs. NY Giants (1/3/10)...Notched career-high 3 tackles and a pass breakup on defense vs. Cleveland (9/13) in season opener to go along with 2 special teams stops in his 1st game back after knee injury that cost him the 2008 season...Was an unrestricted free agent during 2009 offseason but returned to the Vikings.

**2008** Spent season on injured reserve with knee injury suffered in preseason opener vs. Seattle.

KICKOFF  
EXECUTIVES  
STAFF  
COACHES  
PLAYERS  
ROOKIES  
2010 SEASON  
RECORDS  
PLAYOFF RECORDS  
HISTORY  
EXTRA POINTS

**2007** Named the Vikings **Special Teams MVP** for the 2nd straight season by teammates...Set Vikings records with 7 special teams tackles in a game at NY Giants (11/25) and by recovering 2 onside kicks in a season...Broke Vikings record for special teams tackles in a game with 7, snapping the mark of 6 by Wymon Henderson in 1988...Recovered onside kicks vs. Philadelphia (10/28) and vs. Washington (12/23)...Onside recovery vs. Philadelphia (10/28) was the 1st in team history in the 1st quarter of a game...His onside recoveries were the 13th and 14th in Vikings history.

**2006** Named **Special Teams MVP** as voted on by teammates...Led team with 25 special teams tackles...Played in all 16 games after playing in 7 the previous season...Recorded his 1st career fumble recovery off a special teams fumble vs. Arizona (11/26)...Helped spring Mewelde Moore for a 71-yard punt return TD vs. New England (10/30/06) on Monday Night Football.

**2005** Made most of playing time when he got on the field as a special teams standout...Began season on practice squad for the opening 5 weeks...Promoted to active roster and made NFL debut vs. Green Bay (10/23)...Played in 7 straight games before being sidelined with knee injury suffered at Detroit (12/4)...Averaged nearly 2 special teams tackles in each game he played...Posted Vikings' season-high with 4 stops at NY Giants (11/13) on special teams...Provided blocking for both Mewelde Moore's punt return TD and Koren Robinson's kickoff return TD at NY Giants (11/13), only the 2nd time in team history return-

ing a punt and kickoff for TD in the same game...His blocking helped earn Robinson a Pro Bowl berth as a kick returner and lead the NFC in average while Moore ranked 2nd in the NFC in punt returns.

**COLLEGE** Was Freshman of the Year at San Jose State in 2000...Transferred to San Diego State following the 2000 season...Led the Mountain West in forced fumbles in 2002...Earned SDSU Defensive MVP in 2004, Special Teams Player of the Year in 2004 and Honorable Mention All-Mountain West Conference in 2004...Sat out 2001 under NCAA transfer rules...Played in all 12 games for San Jose State as a true freshman en route to earning SJSU Freshman of the Year honors.


**PREP** A 3-year letterwinner and defensive MVP at Corona (CA) High...Recorded 129 tackles and 10 sacks as a senior, earning 1st-Team All-Mountain View League...Had 96 tackles and 12 sacks as a junior en route to all-league honors...Lettered in baseball and track & field.

**FARWELL'S NFL TOTALS**

Year	GP/GS	Tackles								Special	
		Solo	Asst.	Total	Sacks	INTs	PBU	TFL	QBH	FF/FR	Teams
2005 (Minn).....	7/0	0	0	0	0.0	0	0	0.0	0	0/0	13
2006 (Minn).....	16/0	0	0	0	0.0	0	0	0.0	0	0/1	25
2007 (Minn).....	16/0	2	0	2	0.0	0	0	0.0	0	0/0	32
2008 (Minn).....	injured reserve										
2009 (Minn).....	16/0	5	3	8	0.0	0	1	0.0	0	0/2	24
<i>Playoffs</i> .....	2/0	0	0	0	0.0	0	0	0.0	0	0/0	3
2010 (Minn).....	16/0	1	1	2	0.0	0	0	0.0	0	0/0	19
<b>Total</b> .....	<b>71/0</b>	<b>8</b>	<b>4</b>	<b>12</b>	<b>0.0</b>	<b>0</b>	<b>1</b>	<b>0.0</b>	<b>0</b>	<b>0/3</b>	<b>113</b>
<i>Playoffs</i> .....	2/0	0	0	0	0.0	0	0	0.0	0	0/0	3

**SINGLE-GAME CAREER HIGHS**

- Tackles.....3..... @ Cleveland, 9/13/09
- Solo Tackles.....2..... vs. Atlanta, 9/9/07; @ Cleveland, 9/13/09
- Passes Defensed .....1..... @ Cleveland, 9/13/09
- Special Teams Tackles .....7..... @ NY Giants, 11/25/07
- Fumble Recovery.....1..... vs. Arizona, 11/26/06; vs. Seattle, 11/22/09; vs. Chicago, 11/29/09
- Onside Kick Recovery .....1..... vs. Philadelphia, 10/28/07; vs. Washington, 12/23/07



# 37 ERIC FRAMPTON

**Safety**  
**5-11, 205**  
**5th NFL Season**  
**5th with Vikings**

**Washington State**  
**Waivers (Det) for 2007**  
**DOB: 2-6-84**  
**San Jose, CA**

**GAMES/STARTS (regular season, playoffs)** 2007 (14/0- 9/0- Minn., 5/0-Det.), 2008 (16/0, 1/0), 2009 (16/0, 2/0), 2010 (14/0). **Total-** 60/0, 3/0 (55/0-Minn., 5/0-Det.).

• Has recorded the most special teams tackles for the Vikings over the past 4 seasons with 63 in only 55 games with the club.

**OFF THE FIELD** Majored in business administration/entrepreneurship at Washington State...Married to Eimy Escano during 2009 offseason...Participated in 2009 Minnesota Governor's Fishing Opener events, helping teach kids about fishing and outdoor activities...His father was a track and field athlete at Tuskegee University and brother ran track at Florida A&M...Family owns electronic component company, Tri Bay Systems, in San Jose that Frampton and his 2 siblings plan to take over from their father...Aspires to earn a masters degree following football and to work with the United Nations.

**PRO** Embraces special teams leadership role, posting 63 tackles in 55 games as a Viking...Finished 2009 ranked 4th on team with 18 special teams stops and added 5 more in playoffs to tie for team lead...Forced a fumble on kickoff coverage during 2009 regular season and added a forced fumble on punt coverage during NFC Championship game that was recovered by Kenny Onatolu...Teammate at Washington State with Husain Abdullah...Claimed by Vikings off waivers from Detroit on 10/22/07...Played in the opening 5 games of the 2007 season with Detroit...Claimed by Lions on 9/2/07 after being released by Oakland following training camp...Selected in the 5th round in the 2007 Draft by Oakland, the 165th player selected.

**2010** Tied for 3rd on team with 10 special teams tackles...Stepped into defensive backfield at 5 vs. Chicago (12/20) on Monday Night Football, the game played at TCF Bank Stadium...Notched 4 tackles on defense during game vs. Chicago and had a special teams stop...Had season-high 2 special teams in 3 games during the season.

**2009** Ranked 4th on team during regular season with 18 special teams stops...Tied for team-high in special teams

tackles in playoffs with 5...Forced a fumble on kickoff coverage vs. Chicago (11/29) and had a forced fumble on punt coverage at New Orleans (1/24/10) in NFC Championship game...Had season-best 3 special teams tackles at Pittsburgh (10/25) and vs. Seattle (11/22).

**2008** Relied upon heavily as a special teams leader after the preseason loss of special teams captain Heath Farwell...Played in all 16 games for the Vikings and ranked 2nd on the team in special teams tackles with 21...Only former college teammate Husain Abdullah had more special teams tackles (24)...Recorded 1 stop on special teams in the Vikings' Wild Card playoff vs. Philadelphia (1/4/09)...Had season highs in tackles with 3 @ Chicago (10/19) and vs. Atlanta (12/21).

**2007** Ranked 4th on the Vikings with 14 special teams tackles despite only playing in 9 games with the team...Served as a Vikings game captain for game vs. San Diego (11/4), only his 2nd week with the team...Had season-high 3 special teams tackles in a pair of games- vs. Philadelphia (10/28) and vs. Chicago (12/17)...Notched 6 special teams tackles in 5 games he played with the Lions...Had season-best 3 special teams tackles at Philadelphia (9/23) with Detroit...Played in 1<sup>st</sup> NFL game in 2007 opener at Oakland (9/9), facing the team he had been released by the week before...Played on defense and special teams in opener at Oakland (9/9) for the Lions.

**COLLEGE** Started 23 of 46 games at Washington State...Named 1st-Team All-Pac 10 as a senior...In his lone bowl game of his college career, helped Cougars top Texas in the Holiday Bowl as a freshman...Scored a pair of TDs on his 6 career INTs...Led Cougars in tackles as a junior and senior.

**PREP** Standout at Oak Grove High in San Jose, CA...Missed time as a senior with a broken collarbone...Scored 17 rushing TDs as a junior.

**FRAMPTON'S NFL TOTALS**


Year	GP/GS	Tackles							Special		
		Solo	Asst.	Total	Sacks	INTs	PBU	TFL	QBH	FF/FR	Teams
2007 (Minn)	9/0	0	0	0	0.0	0	0	0	0	0/0	14
(Det.)	5/0	0	0	0	0.0	0	0	0	0	0/0	6
2008 (Minn)	16/0	0	0	0	0.0	0	0	0	0	0/0	21
Playoffs	1/0	0	0	0	0.0	0	0	0	0	0/0	1
2009 (Minn)	16/0	0	0	0	0.0	0	0	0	0	1/0	18
Playoffs	2/0	0	0	0	0.0	0	0	0	0	1/0	5
2010 (Minn)	14/0	2	2	4	0.0	0	0	1.0	0	0/0	10
<b>Total</b>	<b>60/0</b>	<b>2</b>	<b>2</b>	<b>4</b>	<b>0.0</b>	<b>0</b>	<b>0</b>	<b>1.0</b>	<b>0</b>	<b>1/0</b>	<b>69</b>
Playoffs	3/0	0	0	0	0.0	0	0	0	0	1/0	6

**SINGLE-GAME CAREER HIGHS**

Tackles..... 4..... vs. Chicago, 12/20/10  
 Special Teams Tackles .....3..... many times, last vs. Seattle, 11/22/09  
 Forced Fumble.....1..... vs. Chicago, 11/29/09

KICKOFF  
 EXECUTIVES  
 STAFF  
 COACHES  
 PLAYERS  
 ROOKIES  
 2010 SEASON  
 RECORDS  
 PLAYOFF RECORDS  
 HISTORY  
 EXTRA POINTS

# 32 TOBY GERHART



**Running Back**  
**6-0, 231**  
**2nd NFL Season**  
**2nd with Vikings**

**Stanford**  
**D2b (#51) for 2010**  
**DOB: 3-28-87**  
**Norco, CA**

**GAMES/STARTS** (regular season, playoffs) 2010 (15/1). **Total**-15/1.

- Recipient of the Doak Walker Award after his senior season as the nation's top RB and runner-up in Heisman Trophy voting.
- Earned degree from Stanford in spring 2010.
- Part of very athletic family, with siblings currently playing collegiate softball and football and a father who played pro football.

**OFF THE FIELD** Valedictorian of his Norco High class of over 700 students...A 3-year letterman on the Stanford baseball team as an OF...Helped the baseball team reach the 2008 College World Series while earning All-Tournament Team honors...A 1st-team Pac-10 All Academic choice as a senior...Turned down a professional baseball contract in 2009 to continue playing college football...Graduated in June 2010 in management science and engineering...Brother, Garth is a starting OL at Arizona State...Father, Todd was a RB at Cal State-Fullerton before joining the USFL for 2 seasons and went to training camp with the Vikings in 1986...Has triplet sisters who all play college softball, two at Stanford and one at Cal Poly-SLO...Grew up in neighboring community of fellow Viking Heath Farwell (Norco and Corona, CA).

**PRO** Had most productive game of rookie season in his lone start, vs. Chicago (12/20/10) on Monday Night Football in frigid conditions at TCF Bank Stadium...Scored 1st career TD at Washington (11/28/10) in Interim Head Coach Leslie Frazier's debut with the club...Was inactive for season opener but played in next 15 games as a rookie...Selected with #51 overall pick after the Vikings traded up with the Houston Texans...Joins Adrian Peterson (2004) as former Heisman Trophy runner-ups with the Vikings.

**2010** Grew into bigger role in the Vikings offense as season went on...Started 1st career game vs. Chicago (12/20) on Monday Night Football, a game played at TCF Bank Stadium following the collapse of the Metrodome roof...Started game

**GERHART'S NFL TOTALS**

Year	GP/GS	No.	RUSHING				TD	No.	RECEIVING				TD
			Yds.	Avg.	Lg	Yds			Avg	LG			
2010 (Minn)	15/1	81	322	4.0	21	1	21	167	8.0	23	0		
<b>Total</b>	<b>15/1</b>	<b>81</b>	<b>322</b>	<b>4.0</b>	<b>21</b>	<b>1</b>	<b>21</b>	<b>167</b>	<b>8.0</b>	<b>23</b>	<b>0</b>		

**SINGLE-GAME CAREER HIGHS**

- Rushing Attempts.....22..... @ Washington, 11/28/10
- Rushing Yards .....77..... vs. Chicago, 12/20/10
- Long Rush .....21..... vs. Chicago, 12/20/10
- Rushing TDs .....1..... @ Washington, 11/28/10
- Receptions.....5..... @ New England, 10/31/10
- Receiving Yards .....67..... @ New England, 10/31/10
- Long Catch.....23..... @ New England, 10/31/10

in place of injured Adrian Peterson and notched career-best 77 yards on the ground vs. Chicago...Season-high 22 rushing attempts came at Washington (11/28) and scored 1st career TD on a 5-yard run in the win...Played in final 15 games of season after being inactive for opener...Had a carry in 14 of his 15 games, but caught season-high 5 passes in game he did not run the ball, at New England (10/31).

**COLLEGE** Started 26-of-38 career games...Finished his collegiate career ranked 2nd on Stanford's all-time career rushing list with 3,522 yards...Ranked 1st in career rushing TDs with 44, and rushing attempts with 671...Holds the 2 top single-season rushing marks in school history...Was just the 2nd RB in school history to rush for 1,000+ yards in consecutive seasons, joining former Viking Darrin Nelson...Ran for 100+ yards 19 times in his career, including 3 contests in which he rushed for 200 or more yards...Set Stanford's single-game rushing record with a 223 yard performance against Oregon in 2009...Consensus All-America and named the Pacific-10 Offensive Player of the Year as a senior...Finished 2nd in the 2009 Heisman Trophy balloting, 28 points behind Mark Ingram in the closest race in Heisman history...Limited to 1 game his sophomore season due to a knee injury...Played in all 12 games as a freshman.

**PREP** Was coached by his father at Norco (CA) High...Set California high school rushing record with 9,662 yards...Consensus All-America...A 1st-team All-State, All-CIF Southern Selection, CIF Southern Player of the Year, CIF Division V Player of the Year and *Los Angeles Times* Player of the Year as a senior...Gatorade's High School Player of the Year for California...Rushed for 3,233 yards and 39 TDs as a senior...All-State in baseball as a junior and senior...Played 3 seasons of basketball.

**GERHART'S TOUCHDOWNS**

Game	Play
@ Washington, 11/28/10	5 run
<b>Total</b>	<b>1</b>

GERHART'S CAREER GAME-BY-GAME\* starts

2010	MINNESOTA	Att.	RUSHING				No.	RECEIVING			
			Yards	Avg.	Long	TD		Yards	Avg.	Long	TD
9/9	@ New Orleans.....		inactive								
9/19	Miami.....	4	10	2.5	6	0	1	5	5.0	5	0
9/26	Detroit.....	3	12	4.0	8	0	0	0	0.0	0	0
10/11	@ NY jets.....	2	7	3.5	6	0	0	0	0.0	0	0
10/17	Dallas.....	1	4	4.0	4	0	0	0	0.0	0	0
10/24	@ Green Bay.....	5	24	4.8	11	0	1	6	6.0	6	0
10/31	@ New England.....	2	0	0.0	0	0	5	67	13.4	23	0
11/7	Arizona.....	2	6	3.0	6	0	1	3	3.0	3	0
11/14	@ Chicago.....	4	20	5.0	11	0	2	17	8.5	9	0
11/21	Green Bay.....	1	3	3.0	3	0	3	41	13.7	19	0
11/28	@ Washington.....	22	76	3.5	6	1	2	5	2.5	8	0
12/5	Buffalo.....	12	54	4.5	13	0	1	-2	-2.0	-2	0
12/13	NY Giants.....	3	11	3.7	5	0	1	1	1.0	1	0
12/20	Chicago*.....	16	77	4.8	21	0	3	18	6.0	12	0
12/28	@ Philadelphia.....	1	6	6.0	6	0	0	0	0.0	0	0
1/2/11	@ Detroit.....	3	12	4.0	6	0	1	6	6.0	6	0
<b>Totals</b>	<b>GP/GS: 15/1</b>	<b>81</b>	<b>322</b>	<b>4.0</b>	<b>21</b>	<b>1</b>	<b>21</b>	<b>167</b>	<b>8.0</b>	<b>23</b>	<b>0</b>

FAMILY AFFAIR FOR VIKINGS

Several Vikings have family connections in football and are even 2nd-generation NFL players. Vikings RB Toby Gerhart's father played in the USFL and went to training camp with the Vikings in 1986. Gerhart's younger brother, Garth, is currently a starting offensive lineman at Arizona State. Vikings DB Simeone Castille's father, Jeremiah, and brother, Tim, both played in the NFL. Jared Allen's father, Ron, played in the USFL and spent time with the Vikings during training camp. During the 2010 season, Vikings S Husain Abdullah played against his brother, Cardinals S Hamza Abdullah, when Arizona visited the Vikings. Vikings G Ryan Cook's brother, Erik, is an offensive lineman with the Redskins, drafted in 2010. Within the club, E.J. and Erin Henderson are playing as teammates for the 1st time in their football careers as Vikings. The brothers were never teammates in high school or college, but had a unique moment in 2010 when E.J. forced a fumble against Miami and Erin recovered it in the 2nd regular season game of the season.



Erin and E.J. Henderson



Jeremiah Castille



David Ponder



Garth Gerhart

KICKOFF  
EXECUTIVES  
STAFF  
COACHES  
PLAYERS  
ROOKIES  
2010 SEASON  
RECORDS  
PLAYOFF RECORDS  
HISTORY  
EXTRA POINTS

# 52 CHAD GREENWAY



**Linebacker**  
**6-2, 242**  
**6th NFL Season**  
**6th with Vikings**

**Iowa**  
**D1 (#17) for 2006**  
**DOB: 1-12-83**  
**Mt. Vernon, SD**

**GAMES/STARTS (regular season, playoffs)** 2006 (1R), 2007 (16/16), 2008 (16/15, 1/1), 2009 (16/16, 2/2), 2010 (16/16).  
**Total-** 64/63, 3/3.

- Led Vikings in tackles from 2008-10 and was selected by teammates in 2010 as Vikings **Defensive MVP**.

- Earned 1st career **NFC Defensive Player of the Week** honors at Detroit (9/20/09), a day he had 3 takeaways (2 INT, 1 FR) and recovered an onside kick.

- Scored 1st career TD on a 37-yard INT return at NY Giants (11/25/07) on a day the Vikings scored a team record 3 TDs off picks against the eventual Super Bowl champions.

**OFF THE FIELD** Active member of the Twin Cities community and a year-round resident...Works through his Lead The Way Foundation to enhance education and health opportunities for children...Donated funds to build a new track at his alma mater, Mt. Vernon High School...Made generous donation of \$100,000 to Sanford Hospital in Sioux Falls, SD in spring 2008 to help children's cancer patients and families...Hosts annual NFL Draft party in South Dakota as a fundraiser for his foundation...Recognized by teammates as the 2007 winner of the Ed Block Courage Award for his dedication and effort coming back from season-ending knee injury as a rookie...Graduated with a degree in communication studies from Iowa...Married in July 2006 to Jennifer Capista, a former track and field athlete at Iowa...Couple has daughters, Maddyn and Beckett...Joined his wife and members of the Vikings Women's Organization in hosting the annual Greenway Gridiron Gallop 5K fun run on Father's Day...Grew up on a hog and crop farm in Mount Vernon, SD, which has a population under 400...Played 9-man football in high school...Had his high school jersey, #8, retired in a winter 2009 event at the school.

**HONORS** Named **Vikings Defensive MVP** in 2010 by teammates... Earned **NFC Defensive Player of the Week** at Detroit (9/20/09).

**PRO** Selected by teammates as Vikings **Defensive MVP** in 2010 after leading team in tackles (149) and tackles for loss (10.0)...

Led Vikings in tackles in 2008-2010 and ranked 2nd in 2007... Since spending his rookie season on injured reserve with a preseason knee injury, he has not missed a game in the following 4 seasons...Notched 6 takeaways in each 2007 and 2009... Named **NFC Defensive Player of the Week** for game at Detroit (9/20/09) when he had 3 takeaways (2 INT, 1 FR) and recovered an onside kick...Tied for NFL lead with 4 FRs in 2007 and tied for 2nd in 2009 with 3...Scored 1st career TD on a 37-yard INT return at NY Giants (11/25/07), part of a record-setting day against Giants as the Vikings returned 3 INTs for TDs...Helped Vikings tie team record with 6 INT-return TDs in 2007...Helped Vikings rank #1 in the NFL against the run in 2007 and 2008... Is the only Iowa LB ever selected in the 1st round of the NFL Draft...Selected #17 overall in the 2006 NFL Draft and was the 3rd LB taken, behind only A.J. Hawk (#5) and Ernie Sims (#9).

**2010** Recognized by teammates as Vikings **Defensive MVP**... Helped Vikings defense rank in NFL's top 10 for 3rd straight season...Led team in tackles for 3rd straight season with 149, just shy of his career-best 150...Notched 10+ tackles in 6 games during the season...Led team with 10 tackles for loss...Notched a sack of Cardinals QB Derek Anderson vs. Arizona (11/7)... Recovered a fumble on punt coverage vs. Detroit (9/26) that led to a Vikings TD...Had season-high 14 tackles vs. Detroit.

**2009** Led team in tackles for 2nd straight season...Posted team-high 6 takeaways (3 INTs, 3 FRs) which was tops for NFL LBs...Became only the 3rd Vikings LB to have a 3-takeaway game at Detroit (9/20) with 2 INTs and a FR, returning an INT 36 yards for his season long...Earned 1st career **NFC Defensive Player of the Week** honor at Detroit...Key part of the Vikings defense that finished ranked #6 in the NFL for total defense for the 2nd straight year...Led team in tackles during NFC Championship game with 9...Posted 1st career playoff sack vs. Dallas in Divisional Playoff game against Tony Romo...Notched double-digit tackles in 4 games-11 vs. Baltimore (10/18), 12 at Green Bay (11/1), 12 at Carolina (12/20) and 13 at Chicago.

**2008** Had breakout season in his 2nd year on the field, leading the team in tackles with 150, and posting the 4th-best total

## BIG PLAY GREENWAY

Chad Greenway's 5.5 sacks in 2008 ranked as the 4th-most in a season by a Vikings LB and ranked 3rd among the Vikings in 2008 and his knack for taking the ball away is highlighted by 7 FRs and 5 INTs in the past 3 seasons.

### NFL OPPONENT FUMBLE RECOVERIES 2007-10

PLAYER	FRs
<b>Chad Greenway</b> .....	<b>8</b>
Antonio Smith.....	8
Bradie James.....	8
Jay Ratliff.....	8
Kerry Rhodes.....	8

### SACKS IN A SEASON BY VIKINGS LBs

PLAYER, SEASON	SACKS
Ed McDaniel, 1998.....	7.0
Broderick Thomas, 1995.....	6.0
Matt Blair, 1981.....	6.0
<b>Chad Greenway, 2008</b> .....	<b>5.5</b>

## TAKEAWAY GREENWAY

Chad Greenway's 2-INT game at Detroit in 2009 ranked only behind 2 LBs in team history for most picks in a game. With 5 career INTs, Greenway is closing in on the top 10 in a career by a Vikings LB.

### INTERCEPTIONS IN A GAME BY VIKINGS LINEBACKERS

PLAYER, GAME	INTs
Jack Del Rio, at Detroit (12/5/93).....	3
Roy Winston, at San Francisco (10/25/64).....	3
<b>Chad Greenway, at Detroit (9/20/09)</b> .....	<b>2</b>
8 others tied with 2 INTs in a game	

### CAREER INTERCEPTION RETURN TDs BY VIKINGS LINEBACKERS

PLAYER	INT TDs
Rip Hawkins.....	3
Mike Merriweather.....	2
<b>Chad Greenway</b> .....	<b>1</b>
<b>E.J. Henderson</b> .....	<b>1</b>
10 others tied with 1 INT return TD in a career	



## STACKS OF TACKLES

Chad Greenway can enter elite company if he leads the Vikings in tackles again in 2011. He has led the club the past 3 straight seasons.

### CONSECUTIVE SEASONS LEADING VIKINGS IN TACKLES

PLAYER, SEASONS	CONSECUTIVE SEASONS
Scott Studwell, 1980-85	6
Rip Hawkins, 1961-64	4
Jack Del Rio, 1992-94	3
Ed McDaniel, 1997-99	3
Chad Greenway, 2008-10	3

by a Vikings LB in team history with 5.5 sacks...Key part of the Vikings ranking #1 in the NFL against the run for the 3rd straight season, a feat not accomplished by an NFL team since the 1970 AFL-NFL merger...Helped Vikings rank #6 in the NFL in total defense...Notched career-high 17 tackles at Tampa Bay (11/16)...Had sacks in 3 straight games...Had 10+ tackles in 6 games...Led team with 10 tackles in Wild Card playoff game vs. Philadelphia (1/4/09).

**2007** Bounced back from knee injury that cost him his rookie year to lead the team in takeaways with 6...Led the team with 4 FFs and finished 2nd in tackles with 130...Part of record-setting defensive effort that matched the Vikings record with 6 INT-

return TDs and posted team-best 3 INT-return TDs in a game at NY Giants (11/25), joining Darren Sharper and Dwight Smith in scoring on returns during the game...The 3 INT-return TDs tied for the 2nd-most in an NFL game...Scored 1st career TD on a 37-yard INT return at NY Giants (11/25) off Eli Manning, his 2nd straight week with an INT after picking Daunte Culpepper the week before vs. Oakland (11/18)...Had an INT and FR vs. Oakland (11/18), picking up a Culpepper fumble.

**2006** Suffered torn ACL in left knee on kickoff coverage in the preseason opener vs. Oakland (8/14)...Placed on injured reserve on 8/17, ending his rookie season.

**COLLEGE** A 2-time All-Big Ten selection who finished his career ranked 5th in Iowa history with 416 tackles...Started 38 of the 45 games he played in and recorded 10+ tackles in a game 25 times...Iowa's Co-MVP as a senior...His 156 tackles as a senior in '05 rank 3rd in school history...Earned 2nd-team All-Big Ten honors as a sophomore...Redshirted in 2001.

**PREP** A 1st-team All-State selection as a junior and senior and 3rd-team as a sophomore at Mount Vernon (SD) High...Played 9-man football in high school...Led team to back-to-back state titles as a QB and FS...Named Gatorade Player of the Year for the state...Team captain in football for 3 straight years...Also lettered in basketball, baseball, and track...Won 4 events at the 2000 state track meet, including the triple jump.

### GREENWAY'S NFL TOTALS

Year	GP/GS	Tackles			Sacks	INTs	PBU	TFL	QBH	FF/FR	Special Teams
		Solo	Asst.	Total							
2006 (Minn)		injured reserve									
2007 (Minn)	16/16	83	47	130	0.0	2 (37)	5	3.0	7	4/4	8
2008 (Minn)	16/15	103	47	150	5.5	0	8	8.0	11	3/0	2
Playoffs	1/1	9	7	10	0.0	0	1	1.0	1	0/0	1
2009 (Minn)	16/16	88	39	127	0.0	3 (49)	7	4.0	4	1/3	1
Playoffs	2/2	12	5	17	1.0	0	2	1.0	1	0/0	0
2010 (Minn)	16/16	106	43	149	1.0	0	2	10.0	1	1/1	5
<b>Total</b>	<b>64/63</b>	<b>380</b>	<b>176</b>	<b>556</b>	<b>6.5</b>	<b>5 (86)</b>	<b>22</b>	<b>25.0</b>	<b>23</b>	<b>9/8</b>	<b>16</b>
Playoffs	3/3	21	6	27	1.0	0	3	2.0	2	0/0	1

### SINGLE-GAME CAREER HIGHS

Tackles	17	@ Tampa Bay, 11/16/08
Solo Tackles	15	@ Tampa Bay, 11/16/08
Sack	1.0	6 times, last vs. Arizona, 11/7/10
QB Hurries	3	@ Arizona, 12/14/08
Passes Defensed	3	@ Arizona, 12/14/08; @ Cleveland, 9/13/09
Interceptions	2	@ Detroit, 9/20/09
Long INT Return	37t	@ NY Giants, 11/25/07
Forced Fumbles	2	vs. Green Bay, 9/30/07
Fumble Recovery	1	many times, last vs. Cincinnati, 12/13/09
Tackles For Loss	3.0	@ Green Bay, 10/24/10

### GREENWAY'S INTERCEPTIONS

GAME	QB	INTs
vs. Oakland, 11/18/07	Daunte Culpepper	1 (0)
@ NY Giants, 11/25/07	Eli Manning	1 (37t)
@ Detroit, 9/13/09	Matthew Stafford	2 (49)
vs. NY Giants, 1/3/10	Eli Manning	1 (0)
<b>Total</b>		<b>5 (86)</b>

### GREENWAY'S TOUCHDOWN

GAME	Play
@ NY Giants, 11/25/07	37 INT return

\*playoffs

### GREENWAY'S SACKS

GAME	QB	SACKS
vs. Carolina, 9/21/08	Jake Delhomme	1.0
vs. Houston, 11/2/08	Matt Schaub	1.0
vs. Green Bay, 11/9/08	Aaron Rodgers	1.0
@ Tampa Bay, 11/16/08	Jeff Garcia	1.0
@ Arizona, 12/14/08	Kurt Warner	1.0
vs. NY Giants, 12/28/08	David Carr	0.5
vs. Dallas, 1/17/10*	Tony Romo	1.0
vs. Arizona, 11/7/10	Derek Anderson	1.0
<b>Total</b>		<b>7.5</b>

# 97 EVERSON GRIFFEN



**Defensive End**  
**6-3, 273**  
**2nd NFL Season**  
**2nd with Vikings**

**Southern California**  
**D4 (#100) for 2010**  
**DOB: 12-22-87**  
**Avondale, AZ**

**GAMES/STARTS (regular season, playoffs)** 2010 (11/0). **Total**- 11/0.

- The highest USC player drafted by the Vikings since DE Kenechi Udeze was taken #20 overall in 2004.
- Attended same high school, Agua Fria in Avondale, AZ, as Vikings Hall of Famer Randall McDaniel.

**OFF THE FIELD** Took part in Vikings blood drive challenge during his rookie season and joined fellow defensive lineman in community outreach events...Majored in sociology at USC... Enjoys being on the water in his free time, with boating, wave runners and water skiing among his favorite activities...Enjoys fishing...Looked up to Vikings legend Randall McDaniel as a young athlete.

**PRO** Carved out role on special teams to get playing time as a rookie, seeing action in final 11 straight games of season...Burst onto scene with 5 tackles in his 1st career game, at Green Bay (11/21/10)...Selected with the 2nd pick in the 4th round of the 2010 NFL Draft, the 100th player selected overall...Was the 3rd player of 8 selected by the Vikings in 2010 and the only defensive lineman of the group...Was the 4th of 7 players drafted from USC and the only Trojan defensive lineman...Declared for the draft after his junior season...Played under USC head coach Pete Carroll, a former Vikings assistant coach, in his final season before going to Seattle as head coach.

**2010** Played in final 11 games after being inactive for the opening 5 games of the season...Notched season-high 5 tackles on defense vs. Green Bay (11/21)...Had 5 QB hurries in a 5-game span with a season-high 2 vs. Buffalo (12/5)...Posted 8 special teams tackles, notching season-high 2 at Chicago (11/14) and at Detroit (1/2/11).

**GRIFFEN'S NFL TOTALS**

Year	GP/GS	Tackles					INTs	PBU	TFL	QBH	FF/FR	Special Teams
		Solo	Asst.	Total	Sacks							
2010 (Minn)	11/0	5	2	7	0.0	0	0	0	5	0/0	8	
<b>Total</b>	<b>11/0</b>	<b>5</b>	<b>2</b>	<b>7</b>	<b>0.0</b>	<b>0</b>	<b>0</b>	<b>0</b>	<b>5</b>	<b>0/0</b>	<b>8</b>	

**SINGLE-GAME CAREER HIGHS**

- Tackles.....5..... vs. Green Bay, 11/21/10
- Solo Tackles.....3..... vs. Green Bay, 11/21/10
- QB Hurries .....2..... vs. Buffalo, 12/5/10
- Special Teams Tackles .....2..... @ Chicago, 11/14/10; @ Detroit, 1/2/11

**COLLEGE** Helped USC win or tie for PAC 10 titles in 2007 and 2008...Trojans won Rose Bowl as a freshman and sophomore, topping Illinois as a freshman and Penn State as a sophomore... USC won Emerald Bowl over Boston College as a junior...Earned 2nd-Team All-Pac 10 honors as a junior...Part of a Trojan defense in 2008 that posted back-to-back shutouts against Arizona State (28-0) and Washington State (69-0), the 1st time with consecutive shutouts since 1971 for USC...Burst onto the scene as a true freshman with the Trojans, starting 2 games and playing in all 13...Started 2007 opener vs. Idaho as a true freshman, becoming the 1st USC true freshman to start an opener since Tim Ryan in 1986 and the 1st true freshman to start a game along the defensive line since Shaun Cody in 2001...Notched career-high 3.5 sacks vs. Oregon State as a true freshman...Had season-best 3.0 sacks at Notre Dame as a junior in 2009...Posted 8.0 sacks as a junior and had a streak of 6 straight games with a sack, highlighted by 3.0 against Notre Dame and 2.0 vs. Oregon State in back-to-back games... Notched 4.5 sacks as a sophomore and had 5.5 sacks as a true freshman...Posted 1st career sack vs. Arizona in 2007...Had career-high 7 tackles against Oregon as a junior and notched 6 tackles at Ohio State in 2007...Had a pair of 6-tackle games against Oregon State and at Arizona State as a true freshman.

**PREP** Attended Agua Fria High in Avondale, AZ...Named Super Prep and Scout.com Player of the Year in Arizona... Consensus All-America...Gatorade Circle of Champions Player of the Year for Arizona...Had 16.0 sacks on defense and ran for 1,251 yards and 20 TDs on offense as a senior...Earned 1st-Team All-Region in basketball...Competed in track and field as a shot putter...Played AAU hoops throughout high school.



# 23 CEDRIC GRIFFIN

**Cornerback**  
**6-0, 203**  
**6th NFL Season**  
**6th with Vikings**

**Texas**  
**D2 (#48) for 2006**  
**DOB: 11-11-82**  
**San Antonio, TX**

**GAMES/STARTS (regular season, playoffs)** 2006 (14/7), 2007 (16/16), 2008 (16/15, 1/1), 2009 (16/16, 2/2), 2010 (2/2). **Total-** 64/56, 3/3.

- Named Vikings **Ed Block Courage Award** winner for 2010 by his teammates.
- Suffered knee injury at NY Jets in 2010, ending his season after fighting to get back on the field after knee injury in 2009 NFC Championship game.
- Scored 1st career NFL TD in his return to Texas when he took a lateral on a fumble from LB Ben Leber and returned it 28 yards for a score at Dallas (10/21/07).
- Ranks 2nd in Vikings history for forced fumbles by a defensive back with 10, trailing only legendary hitter Joey Browner and tied with teammate Antoine Winfield.

**OFF THE FIELD** Married with 2 children...Started his Stand Up For Kids Foundation to raise awareness and support youth education and health initiatives...Majored in youth and community studies at UT...Returned to Austin, TX, to work on his degree during 2009 offseason...College teammates with Vikings LS Cullen Loeffler and DE Brian Robison...Lived in Louisiana, California and Texas as a child.

**HONORS** Named Vikings **2010 Ed Block Courage Award** winner by teammates...**NFC Defensive Player of the Week** at Detroit (12/10/06).

**PRO** Has a knack for making the big hit, ranking 2nd in Vikings history for forced fumbles by a DB with 10...Led team with career-best 4 INTs in 2009...Signed long-term contract extension during 2009 offseason...Ranked 2nd on Vikings and led DBs with career-high 100 tackles in 2008...Joined 5 Darren Sharper as the only DBs to start all 16 games in 2007 for the Vikings...Scored 1 of 8 defensive TDs for the Vikings in 2007...Started 7 games as a rookie at CB, the most out of the Vikings 2006 draft class...Is 1 of 6 draftees in 2006 for the Vikings who went on to start a game for the team...Was the 6th CB drafted in 2006 and had the 2nd-most INTs in the group with 2 behind only Tennessee Titan Tye Hill, the 1st CB selected (#15 overall) with 3...Drafted in the 2nd round of the 2006 NFL Draft (#48).

**2010** Has endured a trying 2-year span fighting injuries...Recognized by teammates as the Vikings **Ed Block Courage Award** winner for his approach to rehabbing from injuries...Battled back from knee injury in 2009 NFC Championship game to return to starting lineup in Week 3 vs. Detroit (9/26)...Started both games he played, vs. Detroit and at NY Jets (10/11) on Monday Night Football...Suffered season-ending knee injury at Jets and was placed on injured reserve the following week.

**2009** Had team-high and career-best 4 INTs...Key element of the Vikings ranking #6 in total defense in the NFL for the 2nd straight season and ranking #2 in the NFL in run defense after ranking #1 in rush defense the previous 3 seasons...Moved into 2nd place in Vikings history for FFs by a DB with 10 for his career...Injured knee in NFC Championship game and underwent off-season surgery...Had season-high 9 tackles in a pair of games, vs. Baltimore (10/18) and vs. Detroit (11/15)...Snared 2 of his 4 INTs during the season off Chicago's Jay Cutler.

**2008** Led Vikings DBs in tackles for the 2nd consecutive year with 100 stops, 19 over his previous career high...Ranked 2nd on

team with 13 passes defended...Started 15 games and Wild Card playoff game at RCB...Added 1 INT, 4 FF (1 on special teams), and 3 TFL to his 100 tackles...Snared the Vikings only INT in the Wild Card Playoff vs. Philadelphia (1/4/09) off Donovan McNabb and added 4 tackles...Recorded 8+ tackles in 6 games and career-high 10 at Tampa Bay (11/16)...Tied for 4th among NFL DBs with 4 FFs...Grabbed his lone regular season INT off Kurt Warner at Arizona (12/14) and had a career-best 4 passes defended...Part of a defensive backfield that held the NFL's top 4 receivers in yardage to a combined average of 4 catches for 52 yards per game...Helped Vikings defense rank #6 in the NFL, the highest finish since 1994.

**2007** Led the Vikings DBs with 81 tackles...Joined Darren Sharper as the only Vikings DBs to start all 16 games...Scored 1st career TD when he took a lateral of a fumble recovery by LB Ben Leber and returned it a total of 50 yards for the score, returning the ball 22 yards, fumbling and then recovering his own fumble and continuing the final 28 yards for the TD at Dallas (10/21)...Recovered a Donald Lee fumble vs. Green Bay (9/30)...Notched career-high 9 tackles vs. Atlanta (9/9)...Had career-best 3 passes defended vs. San Diego (11/4) and at San Francisco (12/9)...Forced fumbles at Detroit (9/16) and at San Francisco (12/9).

**2006** Led the Vikings rookie class with 7 starts...Earned **NFC Defensive Player of the Week** honors for performance at Detroit (12/10) when he had an INT, forced a fumble on the opening kickoff and had a FR...Was the only Viking to earn Defensive Player of the Week honors for the season and was the 1st DB to earn the award since Brian Williams in 2003...Finished season on injured reserve with neck injury, missing the final regular-season game vs. St. Louis (12/31)...Started 1st career game at RCB vs. Chicago (9/24)...Recorded 1st career INT when he picked off Seneca Wallace at Seattle (10/22) and notched his 2nd when he grabbed a Jon Kitna pass at Detroit (12/10).

**COLLEGE** Started 38 consecutive games at CB over his final 3 seasons...Played in 51 career games, including 44 starts, during his college career...Key member of a Longhorns' pass defense that ranked in the top 10 in the nation 3 times during his 4 seasons...Named 1st-team All-Big 12 by the league's coaches and the Associated Press as a senior...Helped the Longhorns

## CEDRIC'S STICKS

A strong tackler with a knack for forcing turnovers, Cedric Griffin is among the Vikings all-time leaders in forced fumbles in only 64 career games.

### CAREER FORCED FUMBLES BY VIKINGS DBs

PLAYER, SEASONS	FFs
Joey Browner, 1983-91	18
<b>Cedric Griffin, 2006-10</b>	<b>10</b>
Antoine Winfield, 2004-10	10
Orlando Thomas, 1995-2001	8

### TACKLES BY VIKINGS CBs

PLAYER, SEASON	TACKLES
Antoine Winfield, 2010	110
Willie Teal, 1983	107
Rufus Bess, 1984	104
Carl Lee, 1984	100
Antoine Winfield, 2005	100
<b>Cedric Griffin, 2008</b>	<b>100</b>

KICKOFF  
EXECUTIVES  
STAFF  
COACHES  
PLAYERS  
ROOKIES  
2010 SEASON  
RECORDS  
PLAYOFF RECORDS  
HISTORY  
EXTRA POINTS

to a 41-38 victory over USC for the National Championship in final college game...Played in the Rose Bowl twice vs. USC and Michigan and the Holiday Bowl vs. Washington State... Tabbed Honorable Mention All-Big 12 by the coaches in 2004... Shared the UT Most Improved Defensive Player award in 2002...Returned a blocked FG 56 yards for TD at Tulane, the 1st blocked FG returned for a TD in UT history...Had career-high 15 tackles against Oklahoma in 2002...Redshirted in 2001.

**PREP** All-state DB at Holmes High in San Antonio...Played in US Army All-America game as a senior...Lettered 3 times as a sprinter/hurdler in track, winning the District 26-5A title in the 300-meter hurdles as a junior.

**GRIFFIN'S NFL TOTALS**

Year	GP/GS	Tackles			Sacks	INTs	PBU	TFL	QBH	FF/FR	Special Teams
		Solo	Asst.	Total							
2006 (Minn).....	14/7	30	12	42	0.0	2 (4)	10	0.0	0	2/1	4
2007 (Minn).....	16/16	63	18	81	0.0	0	14	3.0	1	2/1	5
2008 (Minn).....	16/15	77	23	100	0.0	1 (-2)	13	3.0	0	4/0	7
Playoffs.....	1/1	4	0	4	0.0	1 (0)	2	0.0	0	0/0	0
2009 (Minn).....	16/16	56	14	70	0.0	4 (-2)	6	2.0	0	2/0	4
Playoffs.....	2/2	9	2	11	0.0	0	1	0.0	0	0/0	1
2010 (Minn).....	2/2	6	3	9	0.0	0	4	1.0	0	0/0	0
<b>Total.....</b>	<b>64/56</b>	<b>232</b>	<b>70</b>	<b>302</b>	<b>0.0</b>	<b>7 (0)</b>	<b>47</b>	<b>8.0</b>	<b>1</b>	<b>10/2</b>	<b>20</b>
Playoffs.....	3/3	13	2	15	0.0	1 (0)	3	0.0	0	0/0	1

**SINGLE-GAME CAREER HIGHS**

Tackles.....10..... @ Tampa Bay, 11/16/08  
 Solo Tackles..... 9..... vs. Baltimore, 10/18/09; vs. Detroit, 11/15/09  
 Passes Defensed ..... 4..... @ Arizona, 12/14/08  
 Fumble Recovery ..... 1..... @ Detroit, 12/10/06; vs. Green Bay, 9/30/07  
 Long Fumble Rec..... 28..... @ Dallas, 10/21/07  
 Touchdown ..... 1..... @ Dallas, 10/21/07  
 Interception ..... 1..... 7 times, last @ Chicago, 12/28/09  
 Forced Fumbles ..... 1..... 10 times, vs. Detroit, 11/15/09

GRIFFIN'S INTERCEPTIONS		* playoffs	
GAME	QB	INTs	GRIFFIN'S TOUCHDOWN
@ Seattle, 10/22/06	Seneca Wallace.....	1 (0)	
@ Detroit, 12/10/06	Jon Kitna.....	1 (4)	
@ Arizona, 12/14/08	Kurt Warner.....	1 (-2)	
vs. Philadelphia, 1/4/09*	Donovan McNabb.....	1 (0)	
@ Cleveland, 9/13/09	Brady Quinn.....	1 (0)	
vs. San Francisco, 9/27/09	Shaun Hill.....	1 (0)	
vs. Chicago, 11/29/09	Jay Cutler.....	1 (0)	
@ Chicago, 12/28/09	Jay Cutler.....	1 (-2)	
<b>Total.....</b>		<b>8 (0)</b>	

GAME	Play
@ Dallas, 10/21/07	28 fumble recovery

**VIKINGS ED BLOCK COURAGE AWARD WINNERS**

Since 1984 the Ed Block Courage Awards annually honors one player from every NFL team who exemplifies commitment to the principles of sportsmanship and courage. Recipients are selected by a vote of their teammates to recognize both on and off the field extra efforts and their ability to overcome great adversity, whether it be personal or professional. The Ed Block Courage Award is named in honor of Ed Block, the longtime head athletic trainer of the Baltimore Colts. Winners travel to Baltimore every March to receive their trophy at a gala in their honor, but the experience does not end there. During their stay, the recipients spend time at the local Courage House at St. Vincent's Center, a facility specializing in working with abused children. This visit, and the time spent with the children, allows each recipient to fully comprehend the true meaning of the award. Cedric Griffin's dedication to return from a knee injury suffered in the NFC Championship game at New Orleans and return to the field early in the 2010 season inspired his teammates, who voted him the Vikings 2010 Ed Block Courage Award winner.

**Past Vikings Ed Block Courage Honorees**

Cedric Griffin.....2010	Daunte Culpepper.....2001	Darrin Nelson.....1992
E.J. Henderson.....2009	Gary Anderson.....2000	Terry Allen.....1991
Kenechi Udeze.....2008	Robert Griffith.....1999	Gary Zimmerman.....1990
Chad Greenway.....2007	Randall Cunningham.....1998	Jim Gustafson.....1989
Matt Birk.....2006	Robert Smith.....1997	Leo Lewis.....1988
Koren Robinson.....2005	Scottie Graham.....1996	Scott Studwell.....1987
Corey Chavous.....2004	John Randle.....1995	Walker Lee Ashley.....1986
Eric Kelly.....2003	Cris Carter.....1994	Keith Nord.....1985
Lewis Kelly.....2002	Henry Thomas.....1993	Steve Riley.....1984



# 98 LETROY GUION

**Defensive Tackle**  
**6-4, 303**  
**4th NFL Season**  
**4th with Vikings**

**Florida State**  
**D5b (#152) for 2008**  
**DOB: 6-21-87**  
**Starke, FL**

**GAMES/STARTS (regular season, playoffs)** 2008 (2/0), 2009 (7/0), 2010 (15/0). **Total-** 24/0.

- Saw action in career-high 15 games in 2010.
- Avid outdoorsman has embraced hunting and fishing in his new Minnesota surroundings.

**OFF THE FIELD** Has a daughter Zharianna...Name is pronounced GUY-on...Florida native played at FSU despite growing up in Starke, in the shadow of arch-rival University of Florida... Nicknamed Baloo, the character from the Jungle Book...An avid fisherman, aspires to a career as a game warden following his playing days...Is the oldest of 5 children in his family, owes his success to the lessons learned from his mother, Connie and stepfather Robert...An avid outdoorsman who enjoys hunting and fishing in his native Florida and in Minnesota...Participated in 2009 and 2010 Minnesota Governor's Fishing Opener events in May, teaching kids to fish and encouraging them to get involved in the outdoors.

**PRO** Teammate of Vikings QB Christian Ponder at FSU... Emerged in his 3rd NFL season as a productive player in the snaps he played, posting 2.0 sacks on the season...Saw time in 7 games in 2009 after playing in 2 as a rookie...Left school early to declare for the draft...Learning to hone his craft behind decorated veterans Kevin Williams and Pat Williams...Part of the Vikings smallest draft class in team history with 5 selections in 2008...The 1st FSU player drafted by the Vikings since 1995 when CB Corey Fuller was a 2nd-round pick...Entered the NFL after his junior season.

**2010** Played in 15 games and had a productive 2nd half of the season with both sacks coming in the final 6 games...Had career-best game with 3 tackles a forced fumble and his 1st

sack at Washington (11/28), the 1st game with interim head coach Leslie Frazier at the helm of the club...Notched 2nd sack of season at Philadelphia (12/28) when he caught Michael Vick in nationally televised game that had been postponed for 2 days due to inclement weather in Philadelphia...Regular part of the Vikings interior DT rotation.

**2009** Saw action in 7 games during his 2nd season with the Vikings...Was inactive 9 times during the regular season and for both playoff contests...Had career-best 3 tackles at Detroit (9/20) along with a QB hurry...Posted QB hurries in 4 of the 7 games he played in, including 2 in 3 separate games...Played in opening 3 games of the season.

**2008** Provided depth for the NFL's #1-ranked NFL rushing defense behind Pro Bowl DTs Kevin Williams and Pat Williams...Inactive for 15 of the Vikings 17 games during the 2008 season, including the Wild Card Playoff vs. Philadelphia... Made his NFL debut at Tennessee (9/28)...Saw action at Detroit (12/7).

**COLLEGE** Started 14 of the 32 career games he played at FSU, recording 66 total tackles in his career and 1.5 sacks...Opened career-high 8 games as a junior, his final campaign with the Seminoles...Earned FSU's Big Otis Award as the player most dedicated to physical development in his final season with the 'Noles...Started in Emerald Bowl against UCLA as a sophomore...Was the only FSU true freshman defensive player to earn a start in the 2005 season.

**PREP** Helped Bradford High advance to Florida Class 2A state semifinals as a sophomore, junior and senior...Honored as Gainesville Sun Player of the Year as a senior...Named All-State 1st-Team as a junior and senior.

## GUION'S NFL TOTALS

Year	GP/GS	Tackles			Sacks	INTs	PBU	TFL	QBH	FF/FR
		Solo	Asst.	Total						
2008 (Minn).....	2/0	0	0	0	0.0	0	0	0	0	0/0
Playoffs.....	0/0									
2009 (Minn).....	7/0	2	1	3	0.0	0	0	0	7	0/0
Playoffs.....	0/0									
2010 (Minn).....	15/0	11	8	19	2.0	0	0	3.0	8	1/0
<b>Total.....</b>	<b>24/0</b>	<b>13</b>	<b>9</b>	<b>22</b>	<b>2.0</b>	<b>0</b>	<b>0</b>	<b>3.0</b>	<b>15</b>	<b>1/0</b>

## SINGLE-GAME CAREER HIGHS

- Tackles.....3..... @ Detroit, 9/20/09; @ Washington, 11/28/10
- Solo Tackles.....2..... last time @ Detroit, 1/2/11
- Sacks .....1.0..... @ Washington, 11/28/10; @ Philadelphia, 12/28/10
- QB Hurries .....2..... @ Cleveland, 9/13/09; vs. Seattle, 11/22/09; vs. NY Giants, 1/3/10
- Tackle for Loss.....1..... 3 times, last @ Philadelphia, 12/28/10
- Forced Fumble.....1..... @ Washington, 11/28/10

GUION'S SACKS		
GAME	QB	SACKS
@ Washington, 11/28/10	Donovan McNabb	1.0
@ Philadelphia, 12/28/10	Michael Vick	1.0
<b>Total.....</b>		<b>2.0</b>



12

## PERCY HARVIN

**Wide Receiver**  
**5-11, 184**  
**3rd NFL Season**  
**3rd with Vikings**

**Florida**  
**D1 (#22) for 2009**  
**DOB: 5-22-88**  
**Virginia Beach, VA**



**GAMES/STARTS** (regular season, playoffs) 2009 (15/7, 2/1), 2010 (14/13). **Total-** 29/20, 2/1.

- Earned **Offensive Rookie of the Year** honors and was tabbed as a **Pro Bowler** in 2009.

- Set Vikings record with a pair of kickoff return TDs in 2009 and set team mark for combined net yards with 2,081.

- Caught the final TD pass of Brett Favre's Hall of Fame career vs. Chicago (12/20/10).

**OFF THE FIELD** Took part in the Legends Football Clinic in South Dakota during the 2011 offseason, relaying some of his football knowledge and mentoring many of the local youth... Was the key guest for a Make-A-Wish request during the 2010 season...Majored in social and behavioral sciences.

**HONORS** 2009 NFL **Offensive Rookie of the Year**...Selected to **Pro Bowl** as a return man in 2009...Named **NFL Rookie of the Month** in November 2009 and earned **NFC Special Teams Player of the Week** for performance vs. San Francisco (9/27/09)...Named **NFC Special Teams Player of the Week** vs. Dallas (10/17/10).

**PRO** Set Vikings record for combined net yardage in a player's opening 2 seasons with 3,922 yards, breaking teammate Adrian Peterson's previous record...Led Vikings in receiving in 2010... Became the 6th Viking to win Associated Press **Offensive Rookie of the Year** and was honored as **Diet Pepsi Rookie of the Year**...Became 1st Viking to return a pair of kickoffs for TDs in a season and holds career record with 3 KO return scores.... Named to **Pro Bowl** as a return man following rookie season... Named **NFL Rookie of the Month** and **NFC Special Teams Player of the Week** during the 2009 campaign...Earned **NFC Special Teams Player of the Week** vs. Dallas (10/17/10) when he returned a kickoff 95 yards for a score...Selected #22 overall in 2009 by the Vikings, the 4th WR selected in the Draft...Is the

1st Florida Gator drafted in the 1st round by the Vikings and the 5th WR drafted in the 1st round by the club in franchise history.

**2010** Led team in receiving in his 2nd year...Became only the 5th player in team history to score by rushing, receiving and return in a single season...Scored his team-record 3rd career kickoff return TD on a 95-yard return vs. Dallas (10/17), earning his 2nd career **NFC Special Teams Player of the Week** honors for the game...Notched 3 games with 100+ receiving yards, including career-best 126 yards vs. Arizona (11/7)...Had 1st career 2-TD receiving game at NY Jets (10/11) on Monday Night Football...Caught the final TD pass of Brett Favre's Hall of Fame career vs. Chicago (12/20) on Monday Night Football... Hauled in career-long 53-yard TD pass at Chicago (11/14)...Had 1st career rushing TD on a 17-yard run at Green Bay (10/24).

**2009** Had one of the most impressive debuts in team history...Became the 2nd Viking to earn **Offensive Rookie of the Year** honors in the past 3 seasons, joining Adrian Peterson in 2007...Part of a 10-player Vikings **Pro Bowl** group that tied the team record for most honorees in a season, earning a spot as a return man...Named **NFL Rookie of the Month** in November and **NFC Special Teams Player of the Week** for performance vs. San Francisco (9/27) when he had a 101-yard kickoff return TD, tied for the 2nd-longest in Vikings history...Returned 2nd kickoff of season for a TD at Pittsburgh (10/25) on an 88-yard return...Posted 2nd-most receptions by a rookie in team history with 60, trailing Randy Moss' 69 in 1998...Set team record as

## BY LAND, AIR AND RETURN

Percy Harvin achieved a feat only 4 other Vikings managed to do in 2010, scoring a TD in 3 different ways during the season. Harvin scored his 1st career rushing TD at Green Bay (10/24/10) to go along with a kickoff return and a trio of receiving TDs throughout the year.

## VIKINGS TOUCHDOWNS BY 3 WAYS OF SCORING IN A SEASON

PLAYER, SEASON	TDs
<b>Percy Harvin, 2010</b> .....	<b>1 rushing, 3 receiving, 1 kick return</b>
Mewelde Moore, 2005.....	1 rushing, 1 receiving, 1 punt return
Koren Robinson, 2005.....	1 rushing, 1 receiving, 1 kick return
Herschel Walker, 1989.....	5 rushing, 1 receiving, 1 kick return
Bill Brown, 1963.....	7 rushing, 2 receiving, 1 kick return

## VIKINGS CAREER COMBINED SPECIAL TEAMS RETURN TDs

PLAYER	TDs
<b>Percy Harvin, 3</b> .....	<b>3 kickoff returns</b>
David Palmer, 3.....	2 punt returns, 1 kickoff return
Mewelde Moore, 2.....	2 punt returns

## VIKINGS CAREER 50+ YARD KICKOFF RETURNS

PLAYER	50+ RETURNS
David Palmer.....	5
<b>Percy Harvin</b> .....	<b>4</b>

## MANY HAPPY RETURNS

Percy Harvin scored his Vikings-record 3rd career kickoff return TD vs. Dallas (10/17/10), which also matched the Vikings record for combined kickoff/punt return TDs in a career with 3, shared with David Palmer (2 PR, 1 KR).

## LONGEST KICKOFF RETURNS IN VIKINGS HISTORY

PLAYER, GAME	RETURN
Aundrae Allison, vs. Detroit (12/2/07).....	104t
<b>Percy Harvin, vs. San Francisco (9/27/09)</b> .....	<b>101t</b>
Lance Rentzel, vs. Baltimore (11/14/65).....	101t
Eddie Payton, vs. Oakland (9/14/81).....	99t
Clinton Jones, vs. NY Giants (11/5/67).....	96t
<b>Percy Harvin, vs. Dallas (10/17/10)</b> .....	<b>95t</b>
Herschel Walker, at Philadelphia (11/19/89).....	93t
Dave Osborn, at Los Angeles (10/3/65).....	92
<b>Percy Harvin, at Pittsburgh (10/25/09)</b> .....	<b>88t</b>
Buster Rhymes, vs. Philadelphia (12/22/85).....	88
David Palmer, at Baltimore (12/13/98).....	88t

## VIKINGS CAREER KICKOFF RETURN AVERAGE

PLAYER	AVG.
<b>Percy Harvin (82 ret., 2,089 yds)</b> .....	<b>25.5</b>
Charlie West (78 ret., 1,991 yds).....	25.5
Clinton Jones (89 ret., 2,209 yds).....	24.8



## RUSHING TO RECEIVE

Percy Harvin's ability to make a splash from anywhere on the field adds to his versatile playmaking ability. Harvin set a Vikings record in 2010 for the most rushing attempts by a WR in a season.

### VIKINGS RUSHING ATTEMPTS BY A WR IN A SEASON

PLAYER	ATTEMPTS
<b>Percy Harvin, 2010</b> .....	<b>18</b>
Anthony Carter, 1992 .....	16
<b>Percy Harvin, 2009</b> .....	<b>15</b>

### VIKINGS COMBINED NET YARDS IN A SEASON

PLAYER	YARDS
<b>Percy Harvin, 2009</b> .....	<b>2,081</b>
Herschel Walker, 1990 .....	2,051
Adrian Peterson, 2007 .....	2,021

1st player to return 2 kickoffs for TDs in a season or career... Established team record with 2,081 combined yards (rushing, receiving, returning), breaking the previous mark of 2,051 by Herschel Walker in 1990... Averaged 138.7 total yards per game... Caught 1st TD of his career, and Favre's 1st TD pass as a Viking, in season opener at Cleveland (9/13) on a 6-yard pass... Set Vikings record by scoring in the opening 3 games of his career... Tied for NFL lead among rookies in receptions (60) and receiving yards (790)... Had 1st career 100-yard receiving game vs. Chicago (11/29)... Led NFL rookies with 48 points... Ranked 2nd on team in receptions and receiving yards... Caught season-long 51-yard TD pass from Favre at Green Bay (10/5)... Played in both

post-season games, starting NFC Championship Game at New Orleans (1/24/10).

**COLLEGE** Helped Florida win 2 BCS National Championships in his 3 seasons in Gainesville... Saw action in 36 games with 26 starts... Set Florida records for most career yards rushing by a WR (1,852) and the most rushing yards in a season by a WR (858 yards in 2007)... Had 6 games with 100+ rushing yards and 6 games with 100+ receiving yards in his career... Had 32 TDs (19 rushing, 13 receiving) in 3 seasons... Earned All-America and All-SEC recognition all 3 years at Florida... 2008 AFCA Coaches' All-America Team selection as a specialist... 2007 Biletnikoff Award semi-finalist and *Sporting News* 1st-team All-American... 2006 AP SEC Freshman of the Year... 2006 Freshman All-American... A 2nd-team All-America honors and 1st-team All-SEC honors as a junior... Scored a TD in each of the last 15 UF games he played in... A 2nd-team All-SEC selection in 2007 by the AP and coaches... Earned 1st-team All-SEC by the AP as an all-purpose player... Chosen as the SEC Freshman of the Year by the league's coaches and the AP... 2006 SEC Championship Game MVP.

**PREP** Considered the nation's top WR prospect at Landstown High in Virginia Beach, VA... *Parade* All-America as a senior... Selected to participate in the U.S. Army All-American Game... Is the only athlete in Virginia history to claim 5 gold medals at the state track meet... Offensive Player of the Year in the Beach District and Eastern Region in 2004... Captain of varsity basketball and football teams.

### HARVIN'S NFL TOTALS

Year	GP/GS	RECEIVING					TD	RUSHING				
		No.	Yds.	Avg.	Lg	Yds		No	Yds	Avg	LG	TD
2009 (Minn).....	15/7	60	790	13.2	51t	6	15	135	9.0	35	0	
<i>Playoffs</i> .....	2/1	6	39	6.5	20	0	7	38	5.4	14	0	
2010 (Minn).....	14/13	71	871	12.2	53t	5	18	107	5.9	17t	1	
<b>Total</b> .....	<b>29/20</b>	<b>131</b>	<b>1,661</b>	<b>12.7</b>	<b>53t</b>	<b>11</b>	<b>33</b>	<b>242</b>	<b>7.3</b>	<b>35</b>	<b>1</b>	
<i>Playoffs</i> .....	2/1	6	39	6.4	20	0	7	38	5.4	14	0	

### KICKOFF RETURNS

Year	No.	Yds	Avg.	Lg	TD
2009 .....	42	1,156	27.5	101t	2
<i>Playoffs</i> .....	2	33	16.5	17	0
2010 .....	40	933	23.3	95t	1
<b>Total</b> .....	<b>82</b>	<b>2,089</b>	<b>25.5</b>	<b>95t</b>	<b>3</b>
<i>Playoffs</i> .....	2	33	16.5	17	0

### SINGLE-GAME CAREER HIGHS

Receptions..... 8..... @ Detroit, 1/2/11  
 Receiving Yards ..... 126..... vs. Arizona, 11/7/10  
 Receiving TDs ..... 2..... @ NY Jets, 10/11/10  
 Long Catch..... 53t..... @ Chicago, 11/14/10  
 Rushing Attempts..... 3..... last @ Washington, 11/28/10  
 Rushing Yards ..... 45..... vs. Chicago, 11/29/09  
 Long Rush ..... 35..... vs. Chicago, 11/29/09  
 Kickoff Returns ..... 6..... @ Chicago, 12/28/09  
 Kickoff Return Yards ..... 180..... vs. San Francisco, 9/27/09  
 Long Kickoff Return ..... 101t..... vs. San Francisco, 9/27/09

### HARVIN'S TOUCHDOWNS

Game	Play
@ Cleveland, 9/13/09 .....	6 pass from Favre
@ Detroit, 9/20/09 .....	3 pass from Favre vs. San Francisco, 9/27/09 .....
101 kickoff return @ Pittsburgh, 10/25/09 .....	88 kickoff return @ Green Bay, 11/1/09 .....
51 pass from Favre vs. Seattle, 11/22/09 .....	23 pass from Favre vs. Chicago, 11/29/09 .....
15 pass from Favre @ Arizona, 12/6/09 .....	31 pass from Favre vs. Detroit, 9/26/10 .....
24 pass from Favre @ NY Jets, 10/11/10 .....	34 pass, 11 pass from Favre vs. Dallas, 10/17/10 .....
95 kickoff return @ Green Bay, 10/24/10 .....	17 run @ Chicago, 11/14/10 .....
53 pass from Favre vs. Chicago, 12/20/10 .....	23 pass from Favre
<b>Total</b> .....	<b>15</b>

HARVIN'S CAREER GAME-BY-GAME \*starts

2009	MINNESOTA	Att.	RUSHING				No.	RECEIVING			
			Yards	Avg.	Long	TD		Yards	Avg.	Long	TD
9/13	@ Cleveland.....	2	22	11.0	11	0	3	36	12.0	21	1
9/20	@ Detroit.....	2	14	7.0	13	0	5	41	8.2	11	1
9/27	San Francisco.....	1	-8	-8.0	-8	0	4	51	12.8	18	0
10/5	Green Bay.....	0	0	0.0	0	0	2	39	19.5	43	0
10/11	@ St. Louis*.....	0	0	0.0	0	0	4	66	16.5	24	0
10/18	Baltimore.....	1	2	2.0	2	0	2	10	5.0	8	0
10/25	@ Pittsburgh*.....	1	7	7.0	7	0	3	42	14.0	28	0
11/1	@ Green Bay.....	1	2	2.0	2	0	5	84	16.8	51t	1
11/15	Detroit*.....	1	7	7.0	7	0	3	53	17.7	40	0
11/22	Seattle*.....	0	0	0.0	0	0	5	79	15.8	25	1
<b>11/29</b>	<b>Chicago.....</b>	<b>2</b>	<b>45</b>	<b>22.5</b>	<b>35</b>	<b>0</b>	<b>6</b>	<b>101</b>	<b>16.8</b>	<b>31</b>	<b>1</b>
12/6	@ Arizona*.....	2	22	11.0	13	0	6	79	13.2	31t	1
12/13	Cincinnati.....		inactive								
12/20	@ Carolina*.....	0	0	0.0	0	0	0	0	0.0	0	0
12/28	@ Chicago.....	1	0	0.0	0	0	4	40	10.0	19	0
1/3/10	NY Giants*.....	1	22	22.0	22	0	7	59	8.4	18	0
<b>Totals</b>	<b>GP/GS: 15/7</b>	<b>15</b>	<b>135</b>	<b>9.0</b>	<b>35</b>	<b>0</b>	<b>60</b>	<b>790</b>	<b>13.2</b>	<b>51t</b>	<b>6</b>
<b>PLAYOFFS</b>											
1/17/10	Dallas.....	1	1	1.0	1	0	3	23	7.7	14	0
1/24/10	@ New Orleans*.....	5	38	7.6	20	0	4	15	3.8	10	0
<b>Totals</b>	<b>GP/GS: 2/1</b>	<b>6</b>	<b>39</b>	<b>6.5</b>	<b>20</b>	<b>0</b>	<b>7</b>	<b>38</b>	<b>5.4</b>	<b>14</b>	<b>0</b>
<b>2010</b>											
	MINNESOTA	Att.	Yards	Avg.	Long	TD	No.	Yards	Avg.	Long	TD
9/9	@ New Orleans.....	1	2	2.0	2	0	1	12	12.0	12	0
9/19	Miami.....	0	0	0.0	0	0	5	32	6.4	13	0
9/26	Detroit.....	2	13	6.5	10	0	6	62	10.3	24t	1
10/11	@ NY Jets.....	0	0	0.0	0	0	5	97	19.4	34	2
10/17	Dallas.....	2	18	9.0	11	0	3	21	7.0	10	0
10/24	@ Green Bay.....	3	41	13.7	17t	1	5	65	13.0	37	0
<b>10/31</b>	<b>@ New England.....</b>	<b>0</b>	<b>0</b>	<b>0.0</b>	<b>0</b>	<b>0</b>	<b>6</b>	<b>104</b>	<b>17.3</b>	<b>30</b>	<b>0</b>
<b>11/7</b>	<b>Arizona.....</b>	<b>0</b>	<b>0</b>	<b>0.0</b>	<b>0</b>	<b>0</b>	<b>9</b>	<b>126</b>	<b>14.0</b>	<b>28</b>	<b>0</b>
11/14	@ Chicago.....	0	0	0.0	0	0	4	64	16.0	53t	1
11/21	Green Bay.....	2	18	9.0	16	0	2	12	6.0	9	0
11/28	@ Washington.....	3	14	4.7	8	0	5	32	6.4	9	0
12/5	Buffalo.....		inactive								
12/13	NY Giants.....		inactive								
12/20	Chicago.....	1	-1	-1.0	-1	0	5	72	14.4	23t	1
<b>12/28</b>	<b>@ Philadelphia.....</b>	<b>2</b>	<b>6</b>	<b>3.0</b>	<b>7</b>	<b>0</b>	<b>7</b>	<b>100</b>	<b>14.3</b>	<b>46</b>	<b>0</b>
1/2/11	@ Detroit.....	2	-4	-2.0	1	0	8	72	9.0	20	0
<b>Totals</b>	<b>GP/GS: 14/13</b>	<b>18</b>	<b>107</b>	<b>5.9</b>	<b>17t</b>	<b>1</b>	<b>71</b>	<b>871</b>	<b>12.3</b>	<b>53t</b>	<b>5</b>



Percy Harvin caught Brett Favre's 508th and final TD pass of his career vs. Chicago on Monday Night Football (12/20/10).



# 56 E.J. HENDERSON

**Linebacker**  
**6-1, 245**  
**9th NFL Season**  
**9th with Vikings**

**Maryland**  
**D2 (#40) for 2003**  
**DOB: 8-3-80**  
**Aberdeen, MD**

**GAMES/STARTS** (regular season, playoffs) 2003 (16/0), 2004 (14/14, 2/2), 2005 (15/14), 2006 (16/16), 2007 (16/16), 2008 (4/3), 2009 (12/12), 2010 (16/16). **Total-** 109/91, 2/2.

- Earned 1st career **Pro Bowl** berth in 2010.
- Selected by teammates as the 2009 winner of the **Ed Block Courage Award** and was named the Vikings 2009 **Community Man of the Year**.
- Selected as 2008 and 2009 Vikings defensive captain and voted 2007 Defensive MVP by teammates after setting career highs with 155 tackles and 4.5 sacks.

**OFF THE FIELD** Married with a child...Older brother of Vikings LB Erin Henderson, the 2008 season was the 1st time the Henderson brothers have been teammates...Works with students in the Twin Cities through the Urban Youth Outreach program and his E.J. Henderson Youth Foundation... Active in the Twin Cities community through the Minneapolis Park and Recreation Board...Joined teammates in recognizing Minnesota Vikings Junior Community Quarterback award winners, honoring students who have made their impact felt in bettering a local non-profit...Earned a degree in criminology and criminal justice in spring 2002...Avid movie fan and enjoys playing basketball in his free time...Attended same high school as Baltimore Oriole legend Cal Ripken Jr...Hosted the E.J. Henderson 5-on-5 Tournament at Aberdeen High for kids ages 8-18 for the past 2 summers...Hosted celebrity bass fishing tournament in 2008 and a celebrity softball game in 2009 as fundraisers for his Youth Foundation.

**HONORS** Selected to **Pro Bowl** following 2010 season...2009 Vikings **Community Man of the Year**...Selected as winner of 2009 **Ed Block Courage Award** by teammates...2007 **Vikings Defensive MVP** as voted by team.

**PRO** Tabbed for **Pro Bowl** honors following 2010 season... Completed remarkable comeback from 2009 broken leg to start all 16 games in 2010 and receive votes in the Associated Press Comeback Player of the Year voting...Had a unique moment in game vs. Miami (9/19/10) when he forced a fumble by Dolphins RB Ricky Williams that was recovered by his younger brother, Erin...One of the most respected players on the roster by his teammates, earned the annual **Ed Block Courage Award** for his



HAWAII 01.30.2011

approach to coming back from leg injury suffered at Arizona (12/6/09)...Bounced back from 2008 season-ending foot injury that cut his season short after 4 games...Had career-best 17 tackles vs. Carolina (9/21/08)...Enjoyed best season of his career in 2007 and was voted **Vikings Defensive MVP** by his teammates...Garnered votes in Associated Press All-Pro balloting and recognized as a Pro Bowl alternate in 2007...Had career-best 4.5 sacks in 2007...Led the Vikings in tackles in 2004, 2006 and 2007 while finishing 2nd in 2005...Rewarded by Vikings with contract extension in week leading into game vs. NY Jets in December 2006...Enjoyed breakout season in 2006 with career-high 142 tackles and was a key element in the Vikings' climb to #8 in the NFL in total defense and ranking #1 in run defense... Selected 40th in the 2003 NFL Draft...Was the 3rd LB taken in the draft after Oregon State's Nick Barnett (29th-Green Bay) and Georgia's Boss Bailey (34th-Detroit)...First Viking drafted from Maryland...Winner of the 2002 Butkus Award, presented to the top collegiate LB.

**2010** Selected to **Pro Bowl** following season, his 1st career recognition in the all-star game...Garnered votes in the Associated Press Comeback Player of the Year balloting after suffering severe broken leg in late 2009...Rebounded from injury and surgery to start all 16 games and play at his usually high level...Ranked 2nd on team with 139 tackles and posted career-high 3 INTs, including 2 in game vs. Dallas (10/17)... Snared an INT, posted a sack and added 5 tackles in win at Washington (11/28)...Had a unique game vs. Miami (9/19), forcing a fumble on Dolphins RB Ricky Williams that was recovered by brother, Erin, and recovered a fumble...Had season-high 13 tackles vs. Dallas (10/17) and at Chicago (11/14) and notched 10+ tackles in 6 games during the season.

**2009** Was leading team in tackles at the time he had his season cut short with leg injury at Arizona and finished season ranked 2nd on squad with 100 tackles despite missing the final 4 games...Posted 4 games with double-digit tackles during the season...Had a pair of sacks on the season- catching Brady Quinn at Cleveland (9/13) in the season opener and Matt Hasselbeck vs. Seattle (11/22)...Helped Vikings defense rank #6 in the NFL in total defense for the 2nd straight season and rank #2 in rushing defense after ranking #1 in rush defense from 2006-08.

**2008** Had season derailed by season-ending injury in 4th game of season at Tennessee (9/28) and placed on injured reserve 10/6/08...Led team with 39 tackles when injured... Posted career-best 17 tackles with 15 solos vs. Carolina (9/21)... Notched sack against Peyton Manning vs. Indianapolis (9/14).

**2007** Led the Vikings in tackles for 2nd straight season and 3rd time in 4 seasons...Recognized with votes in the Associated

## HENDERSON'S HITS

E.J. Henderson's knack for getting to the QB on blitzes has moved him into 4th place in Vikings history for sacks by a LB with 13.5 and has grabbed 5 career INTs, including a career-high 3 in 2010 to lead LBs in the NFL.

### CAREER SACKS BY VIKINGS LBS

PLAYER	SACKS
Matt Blair	23.0
Ed McDaniel	20.5
Fred McNeill	16.5
<b>E.J. Henderson</b>	<b>13.5</b>
Ben Leber	12.0
Roy Winston	11.0
Mike Merriweather	10.0
Dwayne Rudd	10.0

KICKOFF  
EXECUTIVES  
STAFF  
COACHES  
PLAYERS  
ROOKIES  
2010 SEASON  
RECORDS  
PLAYOFF RECORDS  
HISTORY  
EXTRA POINTS

Press All-Pro balloting and as a Pro Bowl alternate...Voted by teammates as the **Vikings Defensive MVP** for the season...Had career-best 4.5 sacks and teamed with fellow LB Ben Leber's 5.0 sacks for a total of 9.5, the 2nd-best total by a Vikings LB tandem since Broderick Thomas (6.0) and Ed McDaniel (4.5) amassed 10.5 in 1995...Led or tied for team lead in tackles 12 times...Had 10+ tackles in 8 games...Notched career-best 155 tackles to lead team.

**2006** Led team with career-high 142 tackles...Snared the 1st INTs of his career and scored a critical TD on a 45-yard INT return vs. Detroit (10/8) when he took back a Jon Kitna pass with 1:31 left in the game to seal a 26-17 win...Had his 2 INTs in consecutive games vs. Detroit (10/8) and at Seattle (10/22)...Had 10+ tackles in 7 games including career-high 15 vs. NY Jets (12/17)...Led team or tied for team high in tackles 7 times on the season.

**2005** Started 14 of the 15 games he played, including the final 13 straight...Emerges as a top defender in the 2nd half of the season when he notched 58 tackles in the final 8 games...Led or tied for team lead in tackles in 3 of the final 7 games, at Green Bay (11/21) with 9, at Detroit (12/4) with 8 and vs. Chicago (1/1/06) with a season-high 12.

**2004** Started all 14 games he played at MLB and both playoff games...Led team with 125 tackles and 7.0 tackles for loss...Started in Monday Night Football debut at Philadelphia (9/20) and posted his 1st career sack on Eagles QB Donovan McNabb...Started 1st career game in season opener vs. Dallas (9/12)...Inactive for games at Houston (10/10) and at New Orleans (10/17) with knee injury...Returned to starting lineup vs. Tennessee (10/24) and had a pair of tackles and his 1st career forced fumble...Made 1st career playoff start at Green Bay (1/9/05) in Wild Card game and posted 10 tackles...Started

**HENDERSON'S NFL TOTALS**

Year	GP/GS	Tackles							QBH	FF/FR	Special Teams
		Solo	Asst.	Total	Sacks	INTs	PBU	TFL			
2003 (Minn).....	16/0	17	6	23	0.0	0 (0)	1	1.0	2	0/1	27
2004 (Minn).....	14/14	82	43	125	1.0	0 (0)	7	7.0	4	1/0	0
<i>Playoffs</i> .....	<i>2/2</i>	<i>10</i>	<i>6</i>	<i>16</i>	<i>0.0</i>	<i>0 (0)</i>	<i>0</i>	<i>1.0</i>	<i>0</i>	<i>0/0</i>	<i>0</i>
2005 (Minn).....	15/14	73	29	102	1.0	0 (0)	1	1.0	2	1/1	4
2006 (Minn).....	16/16	95	47	142	3.0	2 (48)	4	8.0	19	1/2	3
2007 (Minn).....	16/16	117	38	155	4.5	0 (0)	6	14.0	19	1/2	0
2008 (Minn).....	4/3	31	8	39	1.0	0 (0)	2	3.0	2	1/1	0
2009 (Minn).....	12/12	76	24	100	2.0	0 (0)	5	4.0	8	0/1	0
2010 (Minn).....	16/16	90	49	139	1.0	3 (10)	2	7.0	3	1/1	0
<b>Total</b> .....	<b>109/91</b>	<b>581</b>	<b>244</b>	<b>825</b>	<b>13.5</b>	<b>5 (58)</b>	<b>28</b>	<b>45.0</b>	<b>59</b>	<b>6/9</b>	<b>34</b>
<i>Playoffs</i> .....	<i>2/2</i>	<i>10</i>	<i>6</i>	<i>16</i>	<i>0.0</i>	<i>0 (0)</i>	<i>0</i>	<i>1.0</i>	<i>0</i>	<i>0/0</i>	<i>0</i>

**SINGLE-GAME CAREER HIGHS**

- Tackles.....17..... vs. Carolina, 9/21/08
- Solo Tackles.....15..... vs. Carolina, 9/21/08
- Sacks .....1.0..... 12 times, last @ Washington, 11/28/10
- Interception .....2..... vs. Dallas, 10/17/10
- Long INT Return .....45t..... vs. Detroit, 10/8/06
- Tackles For Loss .....3..... vs. Detroit, 11/21/04; @ Chicago, 10/14/07
- Passes Defensed .....2..... vs. Dallas, 9/12/04; @ Cleveland, 9/13/09
- QB Hurries .....3..... 4 times, last @ NY Giants, 11/25/07
- Forced Fumbles .....1..... 6 times, last vs. Miami, 9/19/10
- Fumble Recoveries .....2..... @ San Francisco, 12/9/07

in Divisional Playoff at Philadelphia (1/16/05) .

**2003** Led the team with 27 special teams tackles...Posted 4 tackles each in final 3 games of the season and had 14 of his 23 tackles and a fumble recovery during month of December...Notched season-high 4 solo tackles in games at Chicago (12/14) and vs. Kansas City (12/20)...Made impact in his 1st NFL game, posting 3 special teams tackles in 2003 opener at Green Bay (9/7) in the opening game at the new Lambeau Field...Saw 1st time at LB vs. San Francisco (9/28), posting 3 tackles and a tackle for loss in relief of MLB Greg Biekert.

**COLLEGE** Consensus All-America as a junior and senior...Winner of the Butkus Award and Bednarik Trophy as a senior...Consensus All-America and unanimous All-ACC 1st-team selection as a senior...Named ACC Defensive Player of the Year and Terps MVP...As a junior, became Maryland's 1st consensus All-America choice since 1985...All-ACC 1st-team choice and became only the 4th Terp to win ACC Player of the Year honors.

**PREP** A 4-year starter at Aberdeen (MD) High School who played on 4 league championship teams...PrepStar All-America selection and honorable mention All-America by *USA Today*...Started at MLB/RB his final 3 seasons...Nominated to play in the Chesapeake Classic all-star game and Mason-Dixon Shrine Classic...All-County selection in basketball.

### HENDERSON'S SACKS

GAME	QB	SACKS
@ Philadelphia, 9/20/04.....	Donovan McNabb.....	1.0
vs. Chicago, 1/1/06.....	Kyle Orton.....	1.0
@ Buffalo, 10/1/06.....	J.P. Losman.....	0.5
@ Seattle, 10/22/06.....	Seneca Wallace.....	0.5
vs. New England, 10/30/06.....	Tom Brady.....	1.0
@ Detroit, 12/10/06.....	Jon Kitna.....	1.0
vs. Atlanta, 9/9/07.....	Joey Harrington.....	1.0
@ Detroit, 9/16/07.....	J.T. O'Sullivan.....	0.5
vs. Oakland, 11/18/07.....	Daunte Culpepper.....	1.0
vs. Detroit, 12/2/07.....	Jon Kitna.....	1.0
vs. Washington, 12/23/07.....	Todd Collins.....	1.0
vs. Indianapolis, 9/14/08.....	Peyton Manning.....	1.0
@ Cleveland, 9/13/09.....	Brady Quinn.....	1.0

vs. Seattle, 11/22/09.....	Matt Hasselbeck.....	1.0
@ Washington, 11/28/10.....	Donovan McNabb.....	1.0
<b>Total.....</b>		<b>13.5</b>

### HENDERSON'S INTERCEPTIONS

GAME	QB	INTs
vs. Detroit, 10/8/06.....	Jon Kitna.....	1 (45t)
@ Seattle, 10/22/06.....	Seneca Wallace.....	1 (3)
vs. Dallas, 10/17/10.....	Tony Romo.....	2 (10)
@ Washington, 11/28/10.....	Donovan McNabb.....	1 (0)
<b>Total.....</b>		<b>5 (58)</b>

### HENDERSON'S TOUCHDOWN

GAME	PLAY
vs. Detroit, 10/8/06.....	45 INT return



## 50 ERION HENDERSON

**Linebacker**  
**6-3, 244**  
**4th NFL Season**  
**4th with Vikings**

**Maryland**  
**Rookie FA for 2008**  
**DOB: 7-1-86**  
**Aberdeen, MD**

**GAMES/STARTS (regular season, playoffs)** 2008 (10/0, 1/0), 2009 (2/0), 2010 (9/0). **Total**-21/0, 1/0.

- Ranked 4th on team in special teams tackles as a rookie despite only playing in 10 games.
- Joined older brother, E.J., in the Vikings LB corps in 2008, marking the 1st time they had been teammates.

**OFF THE FIELD** Earned degree in communications prior to the start of his rookie season, completing his coursework in less than 4 years...Aspires to a career in broadcasting... Regular guest and guest host on Vikings flagship radio station KFAN with play-by-play voice Paul Allen...Works closely with brother E.J.'s Urban Youth Outreach program and E.J. Henderson Youth Foundation...Has a son, Lennox...Active with supporting patients with Sickle Cell Anemia and charities to benefit sufferers.

**PRO** Will push for more time on defense in 2011...Steady contributor on special teams during rookie year, ranked 4th on team with 11 stops...Joined S Husain Abdullah and T Drew Radovich as the only 2009 rookie free agents to make the 53-man roster following preseason...Entered NFL Draft following junior season.

**2010** Saw time in 9 games, filling in at LB and excelling on special teams...Recovered a Ricky Williams fumble vs. Miami (9/19) forced by his brother, E.J....Posted 5 special teams tackles in opening 5 games of the season.

### HENDERSON'S NFL TOTALS

Year	GP/GS	Tackles							Special		
		Solo	Asst.	Total	Sacks	INTs	PBU	TFL	QBH	FF/FR	Teams
2008 (Minn).....	10/0	3	0	3	0.0	0	0	0.0	0	1/0	11
<i>Playoffs</i> .....	1/0	0	0	0	0.0	0	0	0.0	0	0/0	0
2009 (Minn).....	2/0	0	0	0	0.0	0	0	0.0	0	0/0	5
2010 (Minn).....	9/0	1	1	2	0.0	0	0	0.0	0	0/1	9
<b>Totals.....</b>	<b>21/0</b>	<b>4</b>	<b>1</b>	<b>5</b>	<b>0.0</b>	<b>0</b>	<b>0</b>	<b>0.0</b>	<b>0</b>	<b>0/1</b>	<b>25</b>
<i>Playoffs</i> .....	1/0	0	0	0	0.0	0	0	0.0	0	0/0	0

### SINGLE-GAME CAREER HIGHS

Tackles.....3..... @ Arizona, 12/14/08  
 Solo Tackles.....3..... @ Arizona, 12/14/08  
 Special Teams Tkls....4..... @ Jacksonville, 11/23/08

Forced Fumble.....1.....@ Tennessee, 9/28/08  
 Fumble Recovery.....1.....vs. Miami, 9/19/10

# 64 ANTHONY HERRERA



**Guard**  
**6-2, 315**  
**8th NFL Season**  
**8th with Vikings**

**Tennessee**  
**Rookie FA for 2004**  
**DOB: 6-14-80**  
**Naples, FL**

**GAMES/STARTS (regular season, playoffs)** 2004 (0/0, 0/0), 2005 (10/6), 2006 (2/0), 2007 (16/12), 2008 (16/16, 1/1), 2009 (14/14, 2/2), 2010 (10/10). **Total-68/58, 3/3.**

- Earned a place on 2008 *USA Today All-Joe Team* that honors the hard-working and overlooked in the NFL.
- Since stepping into the starting lineup in 2007, has helped the Vikings rushing game and Adrian Peterson set numerous NFL and team records en route to 4 Pro Bowl berths and 4 seasons over the 1,000-yard mark.
- Born in Trinidad before emigrating to the United States and became a US citizen in spring 2008.

**OFF THE FIELD** Married with a son and 2 daughters...Family has a Rottweiler, Diamond...Became a U.S. citizen in 2008 in a ceremony in the Twin Cities...Earned his bachelor's degree in sociology...Active in community outreach programs throughout his Vikings career, including serving as team spokesman for the 2008 Tackle Influenza campaign...Becoming an outdoorsman since joining the Vikings...Wears #64 in tribute to his football hero growing up - Vikings Hall of Famer Randall McDaniel...Born in Trinidad and Tobago.

**HONORS** 2008 *USA Today All-Joe Team*.

**PRO** Full-time starter at RG from 2007-10...Fiery, emotional player who plays aggressively and instills his attitude on the offensive line group...Recognized for his gritty work on the offensive line by being named to *USA Today's All-Joe Team* for 2008...Helped Peterson set a team record in 2008 for rushing yards in a season (1,760) and 100-yard games in a season (10) while becoming the 1st Vikings RB to lead the NFL in rushing...Dedication to his craft paid off in 2007 as he moved into starting RG spot for the final 12 games and was rewarded with a contract extension during the season...Spent opening 9 weeks of his rookie season on the Vikings practice squad before moving to active roster...Originally signed with the team on 4/27/04 as an undrafted free agent.

**2010** Started opening 10 games of season before knee injury suffered vs. Green Bay (11/21) sidelined him for the rest of the season...Opened 10 games at RG and helped line transition through some lineup changes as 3 different players started at center in the opening 5 games...Helped Adrian Peterson break the 1,000-yard mark for the 4th straight season...Blocked for Peterson as he notched 3 games over the 100-yard mark and rambled for an 80-yard TD vs. Detroit (9/26), the longest run of his career.

**2009** Helped the Vikings offense climb to #5 in the NFL, the highest ranking in 5 seasons...Protected veteran QB Brett Favre as he set career highs in several passing categories...Opened holes for Peterson to rush for his 3rd straight 1,000-yard season, a team-record 18 rushing TDs and earn 1st Team All-Pro and Pro Bowl honors...Teamed with rookie RT Phil Loadholt and helped him acclimate to the NFL game and earn All-Rookie honors...Missed pair of games with concussion, returning to starting lineup vs. Cincinnati (12/13)...Started both playoff games.

**2008** Helped pave the way for All-Pro RB Peterson to become the 1st Vikings RB to lead the NFL in rushing in team history and set a new team record with 1,760 rushing yards on the sea-

son...Joined LG Steve Hutchinson and C Matt Birk as the only offensive linemen for the club to start every game...Named to *USA Today All-Joe Team*...Started 1st career playoff game in Wild Card matchup with Philadelphia...Protected QB Gus Frerotte as he hit WR Bernard Berrian on the longest scrimmage play in Vikings history- a 99-yard passing TD that tied for the longest scrimmage play in NFL history vs. Chicago (11/30) on Sunday Night Football.

**2007** Stepped into starting lineup at RG for game at Chicago (10/14) and held the job for the final 12 games...In his 1st start of the season at Chicago (10/14) he helped Adrian Peterson run for 224 yards...Paved the way for the Vikings running game to rank #1 in the NFL and the offense to rank #13 overall, a 10-spot jump from 2006...Key element of the Vikings running game that set a team record with 2,634 yards on the ground and tied a team record with 8 games featuring a 100-yard rusher...Helped set a team record for rushing average at 5.33 yards per carry...Paved the way for Adrian Peterson to set an NFL record with 296 rushing yards in a game vs. San Diego (11/4) and ran for 224 yards at Chicago (10/14), a team record here he broke his own mark with his performance against San Diego...Peterson became the 1st NFL rookie to break the 200-yard rushing mark twice in their debut season.

**2006** Saw time in a pair of regular-season games...Played on special teams in season opener at Washington (9/11) and vs. Arizona (11/26)...Inactive for 13 games during the season...Dressed but did not play at Chicago (12/3).

**2005** Fought his way into the starting lineup for the final 6 games of season at LG...Vikings went 4-2 in his 6 starts...Vikings gave up only 1.5 sacks per game after Herrera stepped into starting lineup and had a pair of games where the line held opponents sackless, vs. St. Louis (12/11) and vs. Chicago (1/1/06)...QB Brad Johnson had a passer rating over 100 points in 4 of the 6 games Herrera started...Began playing center for the 1st time in his career during training camp and saw time in preseason...Suffered leg injury that became infected during training camp and cost him time at beginning of the regular season.

**2004** Was on the 53-man roster for final 8 games of regular season and both playoff contests...Dressed but did not play vs. Detroit (11/21)...Inactive for final 7 regular season games...Inactive for both playoff games...Spent opening 9 weeks of season on practice squad before being moved up to active roster on 11/9.

**COLLEGE** Started 36 of 48 games at Tennessee and helped lead the Volunteers to 4 straight bowl game appearances and a 37-14 record during his career...Gained a 4th year of eligibility by graduating in 4 academic years after arriving at UT in the fall of 1999 as a non-qualifier...Team finished tied for 1st in the SEC in 2003...Played in 11 games with 9 starts as a junior...Played in every game and started 8 as a freshman...Did not play in 1999 under Proposition 48 rules.

**PREP** All-State Class 6A selection in his senior year at Barron Collier High (Naples, FL)...National Recruiting Service All-America choice...*Fort Myers News-Press* Offensive Player of the Year...District Offensive MVP...Named team MVP and captain...Competed in the shot put.

KICKOFF  
EXECUTIVES  
STAFF  
COACHES  
PLAYERS  
ROOKIES  
2010 SEASON  
RECORDS  
PLAYOFF RECORDS  
HISTORY  
EXTRA POINTS





# 76 STEVE HUTCHINSON

**Guard**  
**6-5, 313**  
**11th NFL Season**  
**6th with Vikings**

**Michigan**  
**RFA (Sea) for 2006**  
**DOB: 1-1-77**  
**Ft. Lauderdale, FL**

**GAMES/STARTS (regular season, playoffs)** 2001 (16/16-Sea.), 2002 (4/4-Sea.), 2003 (16/16, 1/1-Sea.), 2004 (16/16, 1/1-Sea.), 2005 (16/16, 3/3-Sea.), 2006 (16/16), 2007 (16/16), 2008 (16/16, 1/1), 2009 (16/16, 2/2), 2010 (11/11). **Total-143/143, 8/8 (75/75, 3/3-Minn., 68/68, 5/5-Sea.)**

• Has paved the way for a 1,000-yard rusher in each of his opening 10 NFL seasons.

• A 7-time **All-Pro** and 7-time **Pro Bowler** from 2003-09.

• Has blocked for 3 games with a 200-yard rusher in his career, including Adrian Peterson's NFL-record 296, and has blocked for 60 career 100-yard rushing performances including 29 times in 75 games with the Vikings.

**OFF THE FIELD** Holds bachelor's degree in liberal arts...Married to Landyn, the couple has a daughter, Lily, and a son, Luke...Keeps a vacation home in Key Largo, FL...An avid hunter and fisherman...Especially active supporter of local children's hospital and hosts annual golf tournament to benefit University of Minnesota Amplatz Children's Hospital along with annually hosting holiday meals and parties for patients and their families...Annually hosts a charity golf outing in Michigan with former Wolverines teammates Brian Griese and Charles Woodson that benefits Mott's Children's Hospital...Took part in 2008 Minnesota Governor's Fishing Opener, helping get youth involved in outdoor activities.

**HONORS** Named to **50 Greatest Vikings** team as part of 50th season celebration in 2010...Named Associated Press **All-Pro** in 2003 (1st Team), 2004 (2nd Team), 2005 (1st Team), 2006 (2nd Team), 2007 (1st Team), 2008 (1st Team) and 2009 (1st Team)...Named **NFL Alumni Offensive Lineman of the Year** in 2006 and 2009...Selected to 7 straight **Pro Bowl** appearances in 2003-09...Named to Football News **All-Rookie Team** in 2001.


**PRO** Has been a Vikings offensive captain each of his opening 5 years with the Vikings...One of the most decorated offensive linemen in the NFL since he came into the League in 2001, earning 7 straight trips to the **Pro Bowl** from 2003-09 and has been a 7-time **All-Pro** honoree by Associated Press, a 1st-Team selection in 2003, 2005, 2007, 2008, 2009 and claimed 2nd-Team notice in 2004 and 2006...His 7 Pro Bowl berths are the 2nd-most among active Vikings...In February 2010, played in 1st stateside Pro Bowl since 1979 when the game was held in South Florida, just minutes away from his hometown of Coral Springs, FL...Earned Pro Bowl honors in 2006 in his 1st season with the Vikings, the 1st G for the team to earn a trip to Hawaii since Randall McDaniel in 1999...Has been a key starter

## A PRO'S ALL-PRO

Steve Hutchinson has been named to the Associated Press 1st-Team All-Pro squad 5 times in his career and was named to the 2nd-Team squad in 2004 and 2006.

### ASSOCIATED PRESS 1ST-TEAM ALL-PRO OFFENSIVE LINES

PLAYER	SEASON
Evans, Hutchinson, Clady, Thomas, Mangold	2009
Snee, Hutchinson, Gross, Roos, Mawae	2008
Faneca, Hutchinson, Jones, Light, Saturday	2007
Faneca, Hutchinson, Jones, Anderson, Saturday	2005
Shields, Hutchinson, Ogden, Roaf-t, Pace-t, Nalen	2003



on 4 Divisional championships, winning the NFC North with Minnesota in 2008 and 2009 after winning the NFC West with Seattle in 2004 and 2005...Has started in all 8 career playoff games...Helped a RB break the 1,000-yard mark in each of his 10 NFL seasons, including Chester Taylor in 2006 and Adrian Peterson in 2007-10 for the Vikings and Shaun Alexander in Seattle from 2001-05...Has paved the way for RBs to break the 100-yard mark 60 times in his career, including 29 with the Vikings...Has blocked for 3 career 200-yard rushing days by his RBs, twice by Peterson and once by Alexander...Paved the way for Peterson to set the Vikings single-season rushing record and lead the NFL with 1,760 yards in 2008...The Seattle offense excelled with Hutchinson, ranking #2 in 2005, #8 in 2004 and #6 in 2003 in the NFL...Helped Alexander earn League MVP honors, set an NFL record with 28 TDs (27 rushing) and run for 1,880 yards in 2005...Helped Alexander run for 31 career 100-yard games, including playoffs...Started in Super Bowl XL in Detroit, just minutes from his collegiate home in Ann Arbor, MI...Joined LT linemate Walter Jones as the only Seattle linemen selected to the Pro Bowl in team history...Acquired by Vikings on 3/31/06 after Seattle declined to match an offer sheet extended to him as a transition-tag player.

**2010** Started all 11 games he played before he was sidelined with hand injury for final 5 games of season...Placed on injured reserve for final 3 games...Moved into 2nd place in Vikings his-

## MILLENNIUM MEN

Steve Hutchinson has blocked for a 1,000-yard rusher in each of his 10 NFL seasons and 60 career 100-yard rushing performances.

### 1,000 YARD RUSHERS BEHIND HUTCHINSON

PLAYER, SEASON	YARDS
Adrian Peterson, 2010	1,298
Adrian Peterson, 2009	1,383
Adrian Peterson, 2008	1,760
Adrian Peterson, 2007	1,341
Chester Taylor, 2006	1,216
Shaun Alexander, 2005	1,880
Shaun Alexander, 2004	1,696
Shaun Alexander, 2003	1,435
Shaun Alexander, 2002	1,175
Shaun Alexander, 2001	1,318

### 100 YARD RUSHERS/GAMES BEHIND HUTCHINSON

PLAYER	GAMES (INCLUDING PLAYOFFS)
Shaun Alexander	31
Adrian Peterson	22
Chester Taylor	6
Artose Pinner	1

tory for consecutive starts by a G with 75, trailing only Hall of Famer Randall McDaniel...Blocked for 3 of Adrian Peterson's 100-yard games on the season and helped him break the 1,000-yard mark (1,298 yds) for the 4th straight season and earn his 4th straight Pro Bowl berth...Helped spring Peterson on an 80-yard TD run, the longest of his career, vs. Detroit (9/26)...Suffered hand injury during game at Washington (11/28), but finished game and helped team win Leslie Frazier's debut as Interim Head Coach.

**2009** Helped Vikings offense rank #5 in the NFL for total offense, the highest ranking in 5 seasons...Selected to 7th consecutive Pro Bowl and earned AP 1st-Team All-Pro for the 5th time in his career...Recognized as the NFL Alumni's Offensive Lineman of the Year...Part of 10 Vikings who earned Pro Bowl honors, matching the team record...Protected QB Brett Favre as he set career-highs in several passing categories...Paved the way for Peterson to rush for 1,383 yards and set a new team record with 18 rushing TDs...Helped club win 2nd straight NFC North title...Voted by teammates as an offensive captain.

**2008** Made 6th Pro Bowl appearance and 4th appearance on the AP 1st-Team All-Pro team...Helped Peterson become the 1st Vikings RB in team history to lead the NFL in rushing and set Vikings single-season rushing record with 1,760 yards and establish a Vikings mark with 10 games over the 100-yard mark...Served as Vikings offensive captain for the season...Paved the way for Peterson to earn FedEx Ground Player of the Year honors...Protected QB Gus Frerotte as he connected on the Vikings longest scrimmage play in team history and tied the longest in NFL history when he hooked up with WR Bernard Berrian on a 99-yard pass vs. Chicago (11/30) on Sunday Night Football.

**2007** Earned Pro Bowl starting assignment and 1st-Team All-Pro honors from Associated Press...Joined 6 other Vikings making the trip to Hawaii for the Pro Bowl, including linemate Matt Birk, FB Tony Richardson and RB Adrian Peterson...Paved the way for the Vikings running game to rank #1 in the NFL and the offense ranked #13 overall, a 10-spot jump from 2006...Key element of the Vikings running game that set a team record with 2,634 yards on the ground and tied a team record with 8 games featuring a 100-yard rusher...Helped set a team record for rushing average at 5.33 yards per carry...Helped Peterson to set an NFL record with 296 rushing yards in a game vs. San Diego (11/4) and run for 224 yards at Chicago (10/14), the top 2 rushing performances in team history...Peterson became the

1st NFL rookie to break the 200-yard rushing mark twice in his debut season...Helped Peterson and Chester Taylor set a Vikings record for combined rushing yards by a tandem.

**2006** Earned Pro Bowl honors in his debut with the Vikings...Recognized as an Associated Press 2nd-Team All-Pro...Was named the NFL Alumni's Offensive Lineman of the Year...Started all 16 games for the 5th time in his 6 NFL seasons...Made immediate impact on the Vikings in his 1st season, paving the way for Chester Taylor to run for 1,216 yards...Helped Vikings RBs rush for 100+ yards in 5 games on the season with Taylor breaking the century mark 4 times and Artose Pinner once...Cleared the way for Taylor to break the longest rush in Vikings history with a 95-yard TD run at Seattle (10/22) and the 6th-best rushing day in team history with 169 yards on the ground in the upset win against Hutchinson's former team that snapped a 12-game Seahawks home winning streak...Helped spring Taylor over the 1,000-yard mark at Chicago (12/3) as the team rushed for 192 yards against the eventual NFC champions...Paved the way for Pinner to tie a Vikings record with 3 rushing TDs and run for his 1st career 100-yard game with a career-high 125 yards at Detroit (12/10).

**2005** Earned 1st-Team All-Pro honors from Associated Press and 3rd straight trip to Pro Bowl...Helped drive Seattle to the 1st Super Bowl appearance in franchise history...Started all 16 regular season games and 3 playoff games, including Super Bowl XL...Paved the way for RB Shaun Alexander to have one of the best seasons in NFL history, setting a League record with 28 TDs (27 rushing), earn AP MVP honors and run for the 9th-highest single-season total in NFL history with 1,880 yards...Helped Alexander rush for 100+ yards in 12 games on the season, including playoffs...Protected QB Matt Hasselbeck as he earned a Pro Bowl berth and set a team record with a 98.2 passer rating...Team set a franchise record by winning 11 consecutive games before dropping the season finale at Green Bay...Line did not allow a sack in 4 games on the season...Team ranked #2 in the NFL in total offense and #3 in rushing offense, averaging 369.7 yards per game.

**2004** Earned 2nd-Team All-Pro recognition from AP and 2nd-straight trip to Pro Bowl...Helped Seattle win 1st-ever NFC West title with a 9-7 mark and only 3rd division title in team history...Cleared the way for the Seahawks to rank #8 in the NFL in total offense...Paved the way for Shaun Alexander to run for then-career-high 1,696 yards and 20 total TDs (16 rushing)...Alexander's 1,696 yards on the ground fell 1 yard shy of the NFL rushing title claimed by Curtis Martin...Team ranked #8 in total offense and rushing offense, averaging 352.1 yards per game.

**2003** Made 1st appearance on AP's 1st-Team All-Pro and debut in Pro Bowl after recovering from broken leg in 2002 that sidelined him after 4 games...Became only the 2nd Seahawks offensive lineman to earn a Pro Bowl berth in team history, joining LT Walter Jones...Joined elite Seattle company as the 9th player to be named 1st-Team AP All-Pro...Started all 16 games and the Wild Card playoff game, his 1st playoff action...Shaun Alexander ranked 4th in the NFL with 1,435 rushing yards and 2nd in the NFC with 14 rushing TDs...Team ranked #6 in the NFL in total offense and averaged 351.7 yards per game...Helped Matt Hasselbeck set the franchise record with 3,841 passing yards.

**2002** Suffered season-ending broken leg in the 4th game of the season, an ESPN Sunday Night affair vs. Minnesota (9/29)...Before leaving game vs. Minnesota he helped Alexander set an NFL record with 5 TDs in the 1st half, 4 rushing and a receiving score...Placed on IR on 11/12/02.

**2001** Made a huge impact earning All-Rookie honors from Football News...Helped the offense rank 8th in the NFL in rushing with an average of 121.0 yards per game...Cleared a path for Alexander to run for 1,318 yards after going for 313 yards in 2000...Helped

Alexander set a team record with 266 rushing yards vs. Oakland (11/11) and run for 176 yards and 142 yards in consecutive games vs. Jacksonville (10/7) and Denver (10/14)...Alexander's 14 rushing TDs led the NFL.

**COLLEGE** Only the 2nd player in UM history to earn All-Big Ten honors 4 times, joining DT Mark Messner (1985-88)...A 1st-Team All-America as a junior and senior and garnered freshman All-America honors in 1997...Finalist for Lombardi Award and Outland Trophy as a senior and Lombardi semi-finalist as a junior...Moved from DT to OG during his redshirt season in 1996.

**PREP** Standout OT/DE at Coral Springs (FL) High...A 2nd-Team All-USA choice by USA Today and selected to play in Florida North-South All-Star game as a senior...Captain of the basketball team.



## 17 JUAQUIN IGLESIAS

**Wide Receiver**  
**6-1, 202**  
**1st NFL Season**  
**1st with Vikings**

**Oklahoma**  
**PS (Chi) for 2010**  
**DOB: 8-22-87**  
**Killeen, TX**

**GAMES/STARTS (regular season, playoffs)** 2009 (1/0-Chi.), 2010 (0/0-Minn., PS-Chi.) **Total-** 1/0 (1/0-Chi.)

- Signed by the Vikings on 1/1/11 off of the Chicago Bears practice squad and was inactive for 2010 regular season finale.
- Drafted in the 3rd round (#99) by Chicago in 2009 NFL Draft.

**OFF THE FIELD** Majored in sociology at Oklahoma...Born to Bobby and Bernita Iglesias, his father is a barber shop owner in Temple, TX...Began playing football for the Boys and Girls Club in Killeen, Texas...Born August 22, 1987.

**PRO** Appeared in one game against Detroit on 1/3/10 with the Chicago Bears and was credited with 1 special teams stop... Teammates at OU with Vikings Adrian Peterson, Jon Cooper and Phil Loadholt.

**2010** Released by the Bears on 9/4/10 and signed to their practice squad...Spent the majority of the season on the practice squad until the Vikings signed him prior to the season finale at Detroit (1/2/11).

**2009** Was inactive with the Bears for games 1-15, but made his NFL debut at Detroit (1/3)...Had 1 special teams tackle... Drafted in 3rd round (#99) by Chicago.

**COLLEGE** Four-year letterwinner at Oklahoma (2005-08)... Played in 54 games, making 39 starts at WR...All-America 3rd-team selection as a senior and 2-time All-Big 12 honoree... Caught 202 passes for 2,861 yards (14.2 avg) and 19 TDs... Finished his career 2nd on the Sooners all-time receiving lists in both receptions and receiving yards, which ranked 11th and 10th, respectively, in Big 12 annals...Also ranks 3rd on the OU all-time TD receptions list...Broke the school's all-time record for career kickoff return yards, returning 63 kickoffs for 1,664 yards (26.4 avg) and 1 TD...Ranks 3rd on the Oklahoma all-time

career all-purpose yards list with 4,646 yards...Set the Fiesta Bowl record with 195 kickoff return yards vs. West Virginia, the 2nd-highest single-game total in Sooners history...As a senior, named 3rd-team All-American and All-Big 12 1st-team selection by The NFL Draft Report and 2nd-team All-Big 12 by the league's coaches...Started all 14 games at WR, leading the team in receptions and receiving yards...Recorded a career-high 74 catches for 1,150 yards (15.5 avg) and 10 TDs...Became just the 3rd player in OU history to surpass the 1,000-yard receiving mark, finishing 2nd on the all-time school single-season list... Averaged 116.5 all-purpose yards, which ranked 10th in the conference and is 10th all-time in team annals...Set the Oklahoma single-game receptions record with 12 against Kansas...As a junior, All-Big 12 honorable mention appeared in 14 games (10 starts)...Led the team in receptions and receiving yards... Posted 68 catches for 907 yards to go along with 5 touchdown receptions...Set the Oklahoma single-season record for kickoff return yards (826) and kickoff return average (28.5)... Gained 1,833 all-purpose yards, the 7th-highest mark in school annals...As a sophomore, started 11-of-14 games, finishing 2nd on the team in both receptions (41) and receiving yards (514) while adding 2 TDs...Returned 14 kickoffs for 363 yards (25.9 avg), including an 88-yard TD return vs. Baylor.

**PREP** Attended Killeen (TX) H.S. where he was all-area as a junior and all-district as a senior...Tallied 42 catches for 886 yards and 10 TDs as a senior...Also threw 2 TD passes and returned kicks...Started on the basketball team where he averaged 17 pts per game and competed in the 400, 800 and 1,600-meter relays.

# 84 MICHAEL JENKINS



**Wide Receiver**  
**6-4, 217**  
**8th NFL Season**  
**1st with Vikings**

**Ohio State**  
**FA (Atl) for 2011**  
**DOB: 6-18-82**  
**Tampa, FL**

**GAMES/STARTS (regular season, playoffs)** 2004 (16/0, 2/0-Atl), 2005 (14/12-Atl), 2006 (16/16-Atl), 2007 (15/6-Atl), 2008 (16/11, 1/1-Atl), 2009 (16/11-Atl), 2010 (11/9, 1/1-Atl). **Total** 103/63, 4/2 (103/63, 4/2-Atl)

- Joined Vikings as a free agent the day training camp opened.
- Played in Atlanta under Vikings Offensive Coordinator Bill Musgrave and WRs coach George Stewart.

**OFF THE FIELD** Has children Brendan, Bryce, Chaise and Mason...Participated in the 2009 NFL Back2Camp Weekend, dedicated to raising money and awareness for a non-profit organization called Communities in Schools of Atlanta which holds the overall goal of keeping children in school...Teamed up with Falcons teammates in 2008 in taking part in the Celebrity Football tournament which raised money for Children's Healthcare of Atlanta, a non-profit organization that provides services to families in need of healthcare for their children...Hosts annual Christmas event for needy children.

**PRO** Former 1st-round draft pick in 2004 (#29) by Atlanta...Had streak of 3 seasons with 50+ catches from 2007-09...Ranked 3rd-or-better on Falcons roster in catches from 2005-09 and ranked 4th in 2010...Enjoyed career-best 7 TDs in the final season Vikings WR coach George Stewart tutored the Falcons receivers...Notched career-best 99-yard game at Philadelphia (10/17/10)...Registered a pair of 2-TD days, vs. Houston (9/30/07) and at Oakland (11/2/08)...Has played in 106 career games with 63 starts in the regular season and 4 playoff contests with 2 starts...Atlanta won NFC South titles in 2010 and 2004 during his tenure and advanced to playoffs in 2008 as a Wild Card...Helped Atlanta to 10+ win seasons in 2010 (13-3), 2008 (11-5) and 2004 (11-5)...Joined TE Alge Crumler in 2006 to become the 1st Falcons duo to each notch 7+ TDs in a single season since Terance Mathis and Eric Metcalf in 1995...

**2010** Rebounded from injury that cost him the opening 5 games of the season to start 9 of the final 11 contests...Had 41 catches in 11 games, catching 5 passes in 5 separate outings...Helped Atlanta to 13-3 mark and NFC South title, earning the #1 seed in the NFC Playoffs...Falcons hosted Green Bay in Divisional Round...In his 1st game back in action he hauled in 5 passes for a career-best 99 yards at Philadelphia (10/17)...

**2009** Competed in 15 games, starting in 9...Caught 50+ asses for the 3rd straight season...Led the team in receiving with 5 receptions for 78 yards at New England (9/27)...Caught 4 passes for 66 yards at New Orleans (11/2)...Totaled a season-high 7 receptions while contributing with 80 yards against Tampa Bay (11/29)...Set a season-high mark with 82 receiving yards vs. New Orleans (12/13) with his 1st touchdown of the season coming on a 50-yard play.

**2008** Started in 11 of 16 contests and caught 50 passes for a career-high 777 yards while adding 3 TDs...Recorded a 62-yard TD on rookie QB Matt Ryan's 1st NFL pass in the season opener against Detroit (9/7)...Posted 4 catches for 58 yards vs. Chicago (10/12) with his 26-yard grab with :01 remaining in the game leading to the game-winning 48-yard FGI by Jason Elam as time expired...Logged two receptions for 64 yards with 2 touchdowns at Oakland (11/2)...Notched a team-high 6

receptions for a season-high 72 yards vs. New Orleans (11/9)...Posted 69 receiving yards on 5 receptions at New Orleans (12/7) and caught a 2-point conversion...Caught 4 passes from Matt Ryan for 72 yards to match his season-high in receiving for a 2nd time against St. Louis (12/28)...Started his 1st career postseason game in Atlanta's Wild Card meeting at Arizona (1/3/09) and finished 2nd on the team in receiving with 5 receptions for 51 yards.

**2007** Set career-high with 53 catches...Tallied a season-high 76 receiving yards on 6 receptions vs. Carolina (9/23)...Started at WR and posted 6 catches for 64 yards with a career-high 2 TDs vs. Houston (9/30)...Notched a career-high 9 receptions for a team-high 73 yards vs. Tampa Bay (11/18)...Tied a career high with 9 grabs for a career-high 83 yards vs. New Orleans (12/10) and added a TD.

**2006** Started all 16 games for the 1st time in his career and had career-high 7 TDs...Led team with 77 receiving yards on 3 receptions, which included a 34-yard TD catch in the season opener at Carolina (9/10)...Collected 3 grabs for 53 yards and a TD at Cincinnati (10/29).

**2005** Saw action in 14 games with 12 starts and finished 3rd on the team with 36 catches...Made 1st career start vs. Philadelphia (9/12) and led the team with 80 yards on 3 catches, which included a season-long 58-yard grab...Posted 1st career TD catch at Buffalo (9/25) as he tallied 48 receiving yards on 4 receptions...Had 69 yards and a TD on 5 catches vs. Tampa Bay (11/20).

**2004** Played in all 16 games, recording 7 receptions for 119 yards...His 17.0 average led the team and his 8 special teams tackles ranked 4th...Made 1st NFL reception for a gain of 46 yards at Denver (10/31)...Selected with #29 overall choice in the 1st round.

**COLLEGE** A 3-year starter at Ohio State, starting 38 of his final 39 games...Caught 165 passes for 2,898 yards (17.6 avg.) and 16 touchdowns in his career...Finished career with at least 1 reception in 38 consecutive games...Helped OSU capture a National Championship in 2002...His 2,898 yards rank 8th on the Big Ten Conference's career-record list, while also topping the previous school all-time record of 2,855 by David Boston (1996-98)...Earned All-Big Ten Conference honorable mention as a senior after leading the team with 55 receptions for 834 yards (15.2 avg.) and 7 TDs while adding 178 yards and 1 TD on 20 punt returns...All-Big Ten Conference second-team choice as a junior leading the team with a career-high 61 receptions for 1,076 yards (17.6 avg.) and 6 TDs.

JENKINS' NFL TOTALS

Year	GP/GS	RECEIVING					RUSHING				
		No.	Yds.	Avg.	Lg	TD	No	Yds	Avg	LG	TD
2004 (Atl).....	16/0	7	119	17.0	46	0	1	2	2.0	2	0
Playoffs.....	2/0	3	26	8.6	14	0	0	0	0.0	0	0
2005 (Atl).....	14/12	36	508	14.1	58	3	0	0	0.0	0	0
2006 (Atl).....	16/16	39	436	11.2	34t	7	1	2	2.0	2	0
2007 (Atl).....	15/6	53	532	10.0	29	4	0	0	0.0	0	0
2008 (Atl).....	16/11	50	777	15.5	62t	3	0	0	0.0	0	0
Playoffs.....	1/1	5	51	10.2	21	0	0	0	0.0	0	0
2009 (Atl).....	15/9	50	635	12.7	50t	1	0	0	0.0	0	0
2010 (Atl).....	11/9	41	505	12.3	43	2	0	0	0.0	0	0
Playoffs.....	1/1	6	67	11.2	22	0	0	0	0.0	0	0
<b>Total.....</b>	<b>103/63</b>	<b>276</b>	<b>3,512</b>	<b>12.7</b>	<b>62t</b>	<b>20</b>	<b>2</b>	<b>4</b>	<b>2.0</b>	<b>2</b>	<b>0</b>
Playoffs.....	4/2	14	144	10.3	22	0	0	0	0.0	0	0

SINGLE-GAME CAREER HIGHS

Receptions..... 9..... vs. Tampa Bay, 11/18/07; vs. New Orleans, 12/10/07  
 Receiving Yards ..... 99 ..... @ Philadelphia, 10/17/10  
 Receiving TDs.....2..... vs. Houston, 9/30/07; @ Oakland, 11/2/08  
 Long Catch..... 62t..... vs. Detroit, 9/7/08

JENKINS' TOUCHDOWNS

GAME	PLAY
vs. Buffalo, 9/25/05.....	15 pass from M. Vick
vs. Tampa Bay, 11/20/05.....	10 pass from M. Vick
at Tampa Bay, 12/24/05.....	8 pass from M. Vick
at Carolina, 9/10/06.....	34 pass from M. Vick
vs. Pittsburgh, 10/22/06.....	17 pass from M. Vick
at Cincinnati, 10/29/06.....	26 pass from M. Vick
vs. Cleveland, 11/12/06.....	12 pass from M. Vick
at Baltimore, 11/19/06.....	13 pass from M. Vick
at Washington, 12/3/06.....	22 pass from M. Vick
vs. Dallas, 12/16/06.....	9 pass from M. Vick
vs. Houston, 9/30/07.....	5 pass from J. Harrington
vs. Houston, 9/30/07.....	7 pass from J. Harrington
at St. Louis, 12/2/07.....	5 pass from C. Redman
vs. New Orleans, 12/10/07.....	13 pass from C. Redman
vs. Detroit, 9/7/08.....	62 pass from M. Ryan
at Oakland, 11/2/08.....	37 pass, 27 pass from M. Ryan
vs. New Orleans, 12/13/09.....	50 pass from C. Redman
at Tampa Bay, 12/5/10.....	9 pass from M. Ryan
at Seattle, 12/19/10.....	4 pass from M. Ryan
<b>Total.....</b>	<b>20</b>

JENKINS' CAREER GAME-BY-GAME (\* starts)

2004.....Opponent	RECEIVING					2012..... New Orleans	3	33	11.0	17	0
	No	Yds	Avg.	Lg	TD						
10/31..... @ Denver	1	46	46.0	46	0	12/18..... @ Chicago	1	11	11.0	11	0
12/5..... @ Tampa Bay	1	23	23.0	23	0	12/24..... @ Tampa Bay	4	54	13.5	37	1
12/12..... Oakland	2	20	10.0	11	0	1/1/06..... Carolina	5	60	12.0	19	0
12/18..... Carolina	1	22	22.0	22	0	<b>Total</b>	<b>36</b>	<b>508</b>	<b>14.1</b>	<b>58</b>	<b>3</b>
12/26..... @ New Orleans	0	0	0.0	0	0	2006.....Opponent	No	Yds	Avg.	Lg	TD
1/2/05..... @ Seattle	2	8	4.0	7	0	9/10..... @ Carolina	3	77	25.7	34t	1
<b>Total</b>	<b>7</b>	<b>119</b>	<b>17.0</b>	<b>46</b>	<b>0</b>	9/17..... Tampa Bay	2	14	7.0	9	0
<b>PLAYOFFS</b>						9/25..... @ New Orleans	2	23	11.5	15	0
1/15/05.... St. Louis	2	19	9.5	14	0	10/1..... Arizona	3	28	9.3	19	0
1/23/05.... @ Philadelphia	1	7	7.0	7	0	10/15..... NY Giants	3	30	10.0	17	0
2005.....Opponent	No	Yds	Avg.	Lg	TD	10/22..... Pittsburgh	2	25	12.5	17t	1
9/12..... Philadelphia	3	80	26.7	58	0	10/29..... @ Cincinnati	3	53	17.7	26t	1
9/18..... @ Seattle	1	22	22.0	22	0	11/5..... @ Detroit	3	26	8.7	13	0
9/25..... @ Buffalo	4	48	12.0	21	1	11/12..... Cleveland	2	17	8.5	12t	1
10/9..... New England	3	55	18.3	19	0	11/19..... @ Baltimore	3	23	7.7	13t	1
10/16..... @ New Orleans	2	24	12.0	13	0	11/26..... New Orleans	2	6	3.0	4	0
11/6..... @ Miami	5	69	13.8	21	1	12/3..... @ Washington	4	43	10.7	22t	1
11/13..... Green Bay	inactive					12/10..... @ Tampa Bay	1	6	6.0	6	0
11/20..... Tampa Bay	inactive					12/16..... Dallas	3	37	12.3	18	1
11/24..... @ Detroit	0	0	0.0	0	0	12/24..... Carolina	1	9	9.0	9	0
12/4..... @ Carolina	3	32	10.7	14	0	12/31..... @ Philadelphia	2	19	9.5	16	0
						<b>Total</b>	<b>39</b>	<b>436</b>	<b>11.2</b>	<b>34t</b>	<b>7</b>

KICKOFF  
EXECUTIVES  
STAFF  
COACHES  
PLAYERS  
ROOKIES  
2010 SEASON  
RECORDS  
PLAYOFF RECORDS  
HISTORY  
EXTRA POINTS

2007 .....Opponent	No	Yds	Avg.	Lg	TD
9/9 ..... @ Minnesota	2	13	6.5	7	0
9/16 ..... @ Jacksonville	1	15	15.0	15	0
9/23 ..... Carolina	6	76	12.7	29	0
10/7 ..... @ Tennessee	1	2	2.0	2	0
10/15 ..... NY Giants	2	23	11.5	18	0
10/21 ..... @ New Orleans	6	69	11.5	20	0
11/4 ..... San Francisco	2	31	15.5	22	0
11/11 ..... @ Carolina	1	6	6.0	6	0
11/18 ..... Tampa Bay	9	73	8.1	14	0
11/22 ..... Indianapolis	1	9	9.0	9	0
12/2 ..... @ St. Louis	5	48	9.6	13	1
12/10 ..... New Orleans	9	83	9.2	14	1
12/16 ..... @ Tampa Bay	1	5	5.0	5	0
12/23 ..... @ Arizona	1	15	15.0	15	0
12/30 ..... Seattle	inactive				
<b>Total</b>	<b>53</b>	<b>532</b>	<b>10.0</b>	<b>29</b>	<b>4</b>

2008 .....Opponent	No	Yds	Avg.	Lg	TD
9/7 ..... Detroit	1	62	62.0	62t	1
9/14 ..... @ Tampa Bay	0	0	0.0	0	0
9/21 ..... Kansas City	2	19	9.5	16	0
9/28 ..... @ Carolina	3	32	10.7	12	0
10/5 ..... @ Green Bay	3	38	12.7	31	0
10/12 ..... Chicago	4	58	14.5	26	0
10/26 ..... @ Philadelphia	3	50	16.7	21	0
11/2 ..... @ Oakland	2	64	32.0	37t	2
11/9 ..... New Orleans	6	72	12.0	32	0
11/16 ..... Denver	5	55	11.0	15	0
11/23 ..... Carolina	4	48	12.0	19	0
11/30 ..... @ San Diego	1	22	22.0	22	0
12/7 ..... @ New Orleans	5	69	13.8	21	0
12/14 ..... Tampa Bay	3	55	18.3	26	0
12/21 ..... @ Minnesota	4	61	15.3	22	0
12/28 ..... St. Louis	4	72	18.0	41	0
<b>Total</b>	<b>50</b>	<b>777</b>	<b>15.5</b>	<b>62t</b>	<b>3</b>

**PLAYOFFS**

1/3/09 ..... @ Arizona	5	51	10.2	21	0
------------------------	---	----	------	----	---

2009 .....Opponent	No	Yds	Avg.	Lg	TD
9/13 ..... Miami	4	41	10.3	22	0
9/20 ..... Carolina	3	33	11.0	24	0
9/27 ..... @ New England	5	78	15.6	26	0
10/11 ..... @ San Francisco	2	35	17.5	20	0
10/18 ..... Chicago	2	15	7.5	11	0
10/25 ..... @ Dallas	2	22	11.0	13	0
11/2 ..... @ New Orleans	4	66	16.5	29	0
11/8 ..... Washington	1	5	5.0	5	0
11/15 ..... @ Carolina	4	15	3.8	10	0
11/22 ..... @ NY Giants	6	76	12.7	28	0
11/29 ..... Tampa Bay	7	80	11.4	18	0
12/6 ..... Philadelphia	inactive				
12/13 ..... New Orleans	3	82	27.3	50t	1
12/20 ..... @ NY Jets	1	20	20.0	20	0
12/27 ..... Buffalo	2	22	11.0	13	0
1/3/10 ..... @ Tampa Bay	4	45	11.3	20	0
<b>Total</b>	<b>50</b>	<b>635</b>	<b>12.7</b>	<b>50t</b>	<b>1</b>

2010 .....Opponent	No	Yds	Avg.	Lg	TD
9/12 ..... @ Pittsburgh	inactive				
9/19 ..... Arizona	inactive				
9/26 ..... @ New Orleans	inactive				
10/3 ..... San Francisco	inactive				
10/10 ..... @ Cleveland	inactive				
10/17 ..... @ Philadelphia	5	99	19.7	42	0
10/24 ..... Cincinnati*	3	25	8.3	11	0
11/7 ..... Tampa Bay*	2	55	27.5	43	0
11/11 ..... Baltimore*	5	48	9.6	24	0
11/21 ..... @ St. Louis*	5	58	11.6	19	0
11/28 ..... Green Bay*	3	24	8.0	14	0
12/5 ..... @ Tampa Bay*	3	30	10.0	15	1
12/12 ..... @ Carolina*	2	26	13.0	17	0
12/19 ..... @ Seattle*	3	48	16.0	24t	1
12/27 ..... New Orleans	5	40	8.0	16	0
1/2/11 ..... Carolina*	5	52	10.4	17	0
<b>Total</b>	<b>41</b>	<b>505</b>	<b>12.3</b>	<b>43</b>	<b>2</b>

**PLAYOFFS**

1/15/11 ..... Green Bay	6	67	11.2	22	0
-------------------------	---	----	------	----	---





# 73 CHARLIE JOHNSON

**Offensive Tackle**  
**6-4, 305**  
**6th NFL Season**  
**1st with Vikings**

**Oklahoma State**  
**FA (Ind) for 2011**  
**DOB: 5-2-84**  
**Sherman, TX**

**GAMES/STARTS (regular season, playoffs)** 2006 (16/1, 4/0-Ind), 2007 (14/10, 1/0-Ind), 2008 (16/16, 1/1-Ind), 2009 (12/12, 3/3-Ind), 2010 (15/15, 1/1-Ind). **Total-** 73/54, 10/5 (73/53, 10/5-Ind).

- Starter at LT for Colts in Super Bowl XLIV and saw action as a reserve in Super Bowl XLI at RT.
- Starter at LT who protected QB Peyton Manning when he won NFL MVP honors in 2008 and 2009.
- Colts won 10+ regular season games each of his 5 seasons and claimed 4 AFC South titles.

**OFF THE FIELD** Earned degree in education from OSU... Married to Nicole, couple has 2 sons, Chandler and Cyrus.

**PRO** Veteran was a full-time starter in Indianapolis from 2008-10...From 2008-10 the Colts allowed 1 sack every 44.4 pass plays, setting a team record in 2009 by allowing 1 every 47.2 pass plays...Served as blind-side protector for Colts offense that was the NFL's #1 passing unit in 2010 and #2 in 2009...Indianapolis ranked #4 in NFL total offense in 2010 and #9 in 2009...Started in Super Bowl XLIV against New Orleans and saw action in Super Bowl XLI against Chicago...Was the Colts regular starter at LT when Peyton Manning won NFL MVP in 2008 and 2009...Has played on 5 straight playoff teams with Colts...Part of Colts team that won AFC South titles in 5 of his 6 seasons, 2006, '07, '09, '10...Played at Indianapolis as a rookie when Leslie Frazier served on Colts staff...Originally acquired as a 6th-round draft pick in 2006 by Indianapolis.

**2010** Started 15 games and the Wild Card playoff game vs. NY Jets...Part of offensive line unit that allowed only 16 sacks, tied for fewest in the NFL...Squad allowed 1 sack for every 43.4 pass plays...Helped Manning throw for 4,000+ yards for the 11th straight season.

**2009** Started all 12 games he played at LT in regular season and opened all 3 playoff contests, including Super Bowl XLIV... Club allowed only 13 sacks...Helped Colts rank #9 in NFL total offense and #2 in passing offense...Protected Manning as he earned 2nd straight NFL MVP award...Played under Jim Caldwell in his debut season as Colts head coach.

**2008** Opened 16 all games, 12 at LG and 4 at LT...Stepped in mid-season at LT...Joined Ryan Diem as the only Colts linemen to start all 16 games...Protected Manning as he earned NFL MVP award...Team allowed only 14 sacks during the season... Colts ranked #5 in NFL for passing offense.

**2007** Filled in at LT and RT during the season, establishing himself as a starter...Stepped into lineup at LT for injured Tony Ugoh at Jacksonville (10/22) and went on to start the next 5 games at LT...Moved to RT for injured Ryan Diem for the final 5 games of the season...Club ranked #5 in NFL total offense... Paved the way for Joseph Addai to rush for 1,072 yards and 12 TDs...Offense produced a 4,000-yard passer a 1,000-yard rusher and a 1,000-yard receiver (Reggie Wayne) for the 7th time in team history.

**2006** Played in each game of his rookie campaign...Started 1 contest at RT at Tennessee (12/3)...Saw time at RT vs. Philadelphia (11/26) and LT at Houston (12/24)...Played in Super Bowl XLI vs. Chicago at RT in place of injured Diem...Selected with 6th-round pick by Colts. .

**COLLEGE** Began collegiate career at TE before moving to offensive line as a senior...Started 9 games as a senior...Started 5 games at TE as a freshman and sophomore...Caught 4 TDs during career.

**PREP** Named All-District as a TE at Sherman High...Earned Co-MVP of district in basketball.

KICKOFF

EXECUTIVES

STAFF

COACHES

PLAYERS

ROOKIES

2010 SEASON

RECORDS

PLAYOFF RECORDS

HISTORY

EXTRA POINTS

11

## JAYMAR JOHNSON



**Wide Receiver**  
**6-0, 176**  
**2nd NFL Season**  
**2nd with Vikings**

**Jackson State**  
**D6b (#193) for 2008**  
**DOB: 7-10-84**  
**Gary, IN**

**GAMES/STARTS (regular season, playoffs)** 2008 (PS), 2009 (6/0), 2010 (IR). **Total-** 6/0.

- Made pro debut on Monday Night Football vs. Green Bay (10/5/09) as a punt return man.
- Caught lone NFL pass from future Hall of Famer Brett Favre.

**OFF THE FIELD** Majored in health education at JSU...Brother, James, played football at Arkansas-Pine Bluff...Married before his junior year at JSU to high school sweetheart, Kassy...Couple had 1st child in summer 2009...Enjoys playing saxophone, an instrument he picked up in junior high...Is the youngest of 8 children...Aspires to go into the physical therapy or medical field after football...Has worked as a youth mentor through Urban Suns Community Development in his hometown of Gary, IN.

**PRO** Had a pair of 20+ yard punt returns in 2009...Caught 1st career pass from future Hall of Famer Brett Favre, catching a 9-yard pass at Pittsburgh (10/25/09)...Has gained size and strength in Vikings offseason conditioning program over the past 2 years...Spent entire 2008 season on the Vikings practice squad...The 1st Jackson State player drafted since 2000 when WR Sylvester Morris was a 1st-round choice by Kansas City.

**2010** Injured during 2010 training camp and placed on Injured Reserve and sat out the entire year.

## JOHNSON'S NFL TOTALS

Year	GP/GS	No.	RECEIVING				PUNT RETURNS					
			Yds.	Avg.	Lg	TD	No	FC	Yds	Avg	LG	TD
2009 (Minn).....	6/0	1	9	9.0	9	0	16	3	134	8.4	24	0
<b>Total.....</b>	<b>6/0</b>	<b>1</b>	<b>9</b>	<b>9.0</b>	<b>9</b>	<b>0</b>	<b>16</b>	<b>3</b>	<b>134</b>	<b>8.4</b>	<b>24</b>	<b>0</b>

## SINGLE-GAME CAREER HIGHS

Receptions..... 1..... @ Pittsburgh, 10/25/09  
 Receiving Yards ..... 9..... @ Pittsburgh, 10/25/09  
 Punt Returns ..... 5..... vs. Baltimore, 10/18/09; @ Green Bay, 11/1/09  
 Long Punt Return..... 24..... vs. Green Bay, 10/5/09

**2009** Returned 16 punts during the season and saw action in 6 games, catching 1 pass on offense...Had career-long 24-yard punt return in 1st career game...Took back 2 punts vs. Green Bay (10/5) on Monday Night Football, posting a 24-yarder and an 18-yarder...Had a 20-yard punt return at Green Bay (11/1)...Posted career-high 5 punt returns vs. Baltimore (10/18) and at Green Bay (11/1)...Caught 1st career pass at Pittsburgh (10/25), reeling in a Brett Favre pass for 9 yards...Inactive for 10 regular season games and for both playoff contests.

**2008** Spent entire regular season and Wild Card Playoff week on Vikings practice squad...Signed to Vikings practice squad following final roster cuts to 53 players...Saw time during pre-season at WR and as a return man...Drafted in the 6th round (#193 overall).

**COLLEGE** Helped lead Tigers to Southwest Athletic Conference title as a senior, completing dramatic turnaround by a JSU program that went 2-9 in 2005 and improved to 8-4 in 2007...Started every game he played over his final 3 seasons... Was the 1st player from a Mississippi college drafted in 2008... Had career-high 199 receiving yards against Southern as a junior on 7 catches.



# 95 TREMAINE JOHNSON

**Defensive Tackle**  
**6-2, 285**  
**1st NFL Season**  
**1st with Vikings**

**Louisiana State**  
**Rookie FA for 2009**  
**DOB: 9-26-85**  
**Galena Park, TX**

**GAMES/STARTS (regular season, playoffs)** 2009 (PS), 2010 (PS). **Total-** 0/0.

- Spent 2009 and 2010 seasons on Vikings practice squad.
- Has honed his craft behind a veteran-laden Vikings line.

**OFF THE FIELD** Participated in 2010 Minnesota Fishing Opener activities geared to get youth more involved in outdoor activities...Majored in general studies with concentrations in African-American studies, communication studies and sports studies...Graduated from LSU in December 2008.

**PRO** Has developed as a practice squad player behind a veteran-heavy group on the defensive line in 2009 and 2010...Coached in his freshman season at LSU by current Vikings defensive line coach, Karl Dunbar.

**2010** Honed his skills in his 2nd stint on Vikings practice squad...Released by Vikings on 9/4 and signed to practice squad the following day where he remained all 17 weeks.

**2009** Spent entire regular season and playoffs on Vikings practice squad...Went to training camp with Vikings, released following preseason on 9/5 and signed to practice squad on 9/6...Signed as a rookie free agent on 4/27.

**COLLEGE** Played in all 13 games as a senior in 2008, including the Chick-Fil-A Bowl vs. Georgia Tech, and recorded his 2 career starts in wins over Appalachian State and North Texas... Received the Tigers' Most Improved Award following 2008 spring practices.

**PREP** Standout at Galena Park High in Galena Park, TX...Rated the No.16 DE coming out of high school by Collegefootbalnews.com and No.21 by ESPN.com.

## SOUNDERS OF THE SEASON

Starting in 2007, the Vikings introduced a new pregame tradition, the sounding of the Gjallarhorn. The popular lead-in to kickoff invites dignitaries, fans and alums to take part in the electric atmosphere surrounding a Vikings home game.

### 2007 MINNESOTA VIKINGS GJALLARHORN SOUNDERS

SOUNDER	GAME	NOTABLE
Hub Meeds	8/10/07 vs. St. Louis Rams	Sounded horn from Vikings sidelines in 1970s and 80s
T.J. Johnson	8/30/07 vs. Dallas Cowboys	Re-created the classic horn from scratch
Rick Craft	9/9/07 vs. Atlanta Falcons	35W bridge collapse hero saved lives during tragedy
Chuck Foreman	9/30/07 vs. Green Bay Packers	Legendary Vikings RB inducted into Ring of Honor same day
Bud Grant	10/28/07 vs. Philadelphia Eagles	Hall of Fame Head Coach played for Eagles in 1950s
Jerry Burns	11/4/07 vs. San Diego Chargers	Spent 24 seasons coaching the Vikings, including 6 as Head Coach
Carl Eller	11/18/07 vs. Oakland Raiders	Hall of Fame DE and Vikings career sack leader
Sgt. John Kriesel	12/2/07 vs. Detroit Lions	Minnesota National Guard Iraq veteran wounded in combat
Mark Parrish	12/17/07 vs. Chicago Bears	Bloomington native and Minnesota Wild star
Joe Mauer	12/23/07 vs. Washington Redskins	St. Paul native and All-Star catcher for the Minnesota Twins

### 2008 MINNESOTA VIKINGS GJALLARHORN SOUNDERS

SOUNDER	GAME	NOTABLE
Dennis Koslowski	8/8 vs. Seattle Seahawks	U.S. Olympic wrestling medalist in 1988 and 1992
Ron Stolski	8/23/08 vs. Pittsburgh Steelers	Brainerd High School football coach holds state wins record
Heath Farwell	9/14/08 vs. Indianapolis Colts	Vikings special teams captain injured in 2008 preseason
Robert Griffith	9/21/08 vs. Carolina Panthers	Former Pro Bowl Vikings safety
Eric Hilgenberg	10/12/08 vs. Detroit Lions	Son of former Viking Wally Hilgenberg who passed in 2008
Mardy Fish	11/2/08 vs. Houston Texans	Minnesota native and international tennis pro
Shawn Johnson	11/9/08 vs. Green Bay Packers	U.S. Olympic women's gymnastics medalist in 2008
John Randle	11/30/08 vs. Chicago Bears	Legendary Vikings DT inducted into Ring of Honor same day
Paul Krause	12/21/08 vs. Atlanta Falcons	Hall of Fame Vikings safety holds NFL career INT record with 81
Syd Davy	12/28/08 vs. NY Giants	100% cheese free Vikings super fan from Winnipeg
Robert Smith	1/4/09 vs. Philadelphia Eagles	Vikings all-time leading rusher

### 2009 MINNESOTA VIKINGS GJALLARHORN SOUNDERS

SOUNDER	GAME	NOTABLE
Irv Cross	8/21/09 vs. Kansas City Chiefs	Former NFL analyst on CBS' NFL Today show
Rufus Bess	9/4/09 vs. Dallas Cowboys	Vikings DB from 1982-87 and current Twin Cities
Jim Marshall	9/27/09 vs. San Francisco 49ers	Vikings iron man who started all 270 games he played for the club
Randall McDaniel	10/5/09 vs. Green Bay Packers	Pro Football Hall of Famer played OG for Vikings from 1988-99
Brock Lesnar	10/18/09 vs. Baltimore Ravens	NCAA wrestling champion for Cophers and current UFC standout
MN National Guard 34th Infantry	11/15/09 vs. Detroit Lions	Unit sounded horn and sang anthem via satellite from Basra, Iraq
Tom Kelly	11/22/09 vs. Seattle Seahawks	Former Twins manager led team to 1987 and 1991 World Series titles
Mick Studwell	11/29/09 vs. Chicago Bears	Vikings 2009 Ring of Honor inductee and all-time leading tackler
Scott Tinglehoff	12/13/09 vs. Cincinnati Bengals	A 7-time All-Pro C who started all 240 games he played for Vikings
Neal Broten	1/3/10 vs. NY Giants	NHL/Olympic hockey legend played on 1980 Miracle on Ice team
Joe Kapp	1/17/10 vs. Dallas Cowboys	Gritty former Vikings QB from Super Bowl IV team in 1969

### 2010 MINNESOTA VIKINGS GJALLARHORN SOUNDERS

SOUNDER	GAME	NOTABLE
Stu Voigt	8/28/10 vs. Seattle Seahawks	Standout Vikings TE from 1970-80 played in 3 Super Bowls
Greg Coleman	9/2/10 vs. Denver Broncos	Vikings career punting leader played for team from 1978-87
Gene Washington	9/19/10 vs. Miami Dolphins	2-time Pro Bowl WR was 1st-round draft pick, #8 overall, in 1967
Mike Morris	9/26/10 vs. Detroit Lions	Former Vikings long snapper and K/FAN radio personality
Michael Cuddyer	10/17/10 vs. Dallas Cowboys	Twins standout
Sidney Rice	11/7/10 vs. Arizona Cardinals	Vikings 2009 Pro Bowler returning from off-season surgery
Fred Zamberletti	11/21/10 vs. Green Bay Packers	Vikings former head athletic trainer has been at every Vikings game
Jeff Sienor	12/5/10 vs. Buffalo Bills	Vikings 1st-round pick in 1972 and Pro Bowl LB

KICKOFF  
EXECUTIVES  
STAFF  
COACHES  
PLAYERS  
ROOKIES  
2010 SEASON  
RECORDS  
PLAYOFF RECORDS  
HISTORY  
EXTRA POINTS

# 25 TYRELL JOHNSON



**Safety**  
**6-0, 207**  
**4th NFL Season**  
**4th with Vikings**

**Arkansas State**  
**D2 (#43) for 2008**  
**DOB: 5-19-85**  
**Rison, AR**

**GAMES/STARTS** (regular season, playoffs) 2008 (16/7, 1/0), 2009 (15/15, 2/2), 2010 (7/2). **Total-** 38/24, 3/2.

- Notched 1st career INT and FR on Monday Night Football at New Orleans (10/6/08).

- Was the 2nd safety selected in 2008 Draft, the highest-drafted safety by the Vikings since Orlando Thomas in 1995 with the 43rd pick in 1995.

**OFF THE FIELD** Earned bachelor's degree in management information systems (MIS) and is working on MBA at Arkansas State...Mother, Patricia, was a track and field All-America at Arkansas...Given name is Marcellous Tyrell Johnson...Name is pronounced Ty-rell...Grew up in same area of rural Cleveland County, Arkansas as Vikings DT Kevin Williams...Active with Fellowship of Christian Athletes and frequently speaks to youth and student groups...The 1st NFL player from tiny Rison High in Rison, AR, a town of 1,300.

**PRO** Started career-high 15 games during regular season and both playoff games in 2009...Was the only Vikings rookie to start a game in 2008, opening the first 7 contests of the season opposite Darren Sharper in the defensive backfield in place of injured S Madiue Williams...The Vikings 1st draft pick in 2008 after trading the 1st-round pick (#17) as part of the Jared Allen deal with Kansas City...The 2nd 5 taken during the 2008 NFL Draft.

**2010** Saw time in 7 games and started 2...Started at Green Bay (10/24) in place of Husain Abdullah and vs. Buffalo (12/5) in place of Madiue Williams...Placed on injured reserve for final week of regular season.

**2009** Started all 15 games he played during the regular season and both playoff contests...Stepped into full-time starters job

opposite veteran Madiue Williams after serving as a part-time starter as a rookie in 2008...Helped Vikings rank #6 in NFL in total defense for the 2nd straight season...Snared INT at St. Louis (10/11) when he picked off Kyle Boller in end zone...Had season-high 8 tackles at Chicago (12/28) on Monday Night Football...Jumped on a FR at Arizona (12/6)...Missed game vs. Cincinnati (12/13) with concussion, his 1st career game he was sidelined for.

**2008** Played in all 16 games as a rookie, earning starts in the opening 7 contests...Tallied 5 tackles (4 solo) in his 1st career playoff game vs. Philadelphia (1/4/09) in NFC Wild Card game...Recorded both of his takeaways on Monday Night Football at New Orleans (10/6), picking off NFL Offensive Player of the Year Drew Brees and recovering a Reggie Bush fumble for 7 yards...Led all Viking DBs with a season-high 8 tackles vs. Carolina (9/21) in just his 3rd career game...Chipped in with 6 special teams tackles on the year...Started and played in 1st career game on Monday Night Football in season opener at Green Bay (9/8) and recorded 2 tackles.

**COLLEGE** Named Sun Belt Conference Defensive Player of the Year in 2007...Earned All-SBC 1st-Team honors in 2005, 2006 and 2007 while being tabbed as a 2nd-Team honoree as a freshman in 2004...Made Freshman All-America team in 2004...Started all 46 games he played at ASU...Notched 13 career INTs...Helped team to 2005 SBC title and a berth in New Orleans Bowl.

**PREP** Helped Rison High to undefeated state championship in football as a senior...Tabbed as an All-State honoree as a senior...Started on basketball team that won state title in 2000...Participated in track and field.

**JOHNSON'S NFL TOTALS**

Year	GP/GS	Tackles							PBU	TFL	QBH	FF/FR	Special Teams
		Solo	Asst.	Total	Sacks	INTs							
2008 (Minn)	16/7	19	10	29	0.0	1 (0)	4	0.0	1	0/1	6		
Playoffs	1/0	4	1	5	0.0	0 (0)	0	0.0	0	0/0	0		
2009 (Minn)	15/15	55	16	71	0.0	1 (0)	6	2.0	0	0/1	6		
Playoffs	2/2	3	3	6	0.0	0 (0)	0	0.0	0	0/0	3		
2010 (Minn)	7/2	1	2	3	0.0	0 (0)	0	0.0	0	0/0	2		
<b>Total</b>	<b>38/24</b>	<b>75</b>	<b>28</b>	<b>103</b>	<b>0.0</b>	<b>2 (0)</b>	<b>10</b>	<b>2.0</b>	<b>1</b>	<b>0/2</b>	<b>14</b>		
Playoffs	3/2	7	4	11	0.0	0	0	0.0	0	0/0	3		

**SINGLE-GAME CAREER HIGHS**

- Tackles..... 8..... vs. Carolina, 9/21/08; @ Chicago, 12/28/09
- Solo Tackles.....5..... 5 times, last @ Chicago, 12/28/09
- Interception.....1..... @ New Orleans, 10/6/08; @ St. Louis, 10/11/09
- Fumble Recovery.....1..... @ New Orleans, 10/6/08; @ Arizona, 12/6/09
- QB Hurry.....1..... @ New Orleans, 10/6/08
- Pass Defensed.....2..... @ St. Louis, 10/11/09

**JOHNSON'S INTERCEPTIONS**

GAME	QB	INT (YDS)
@ New Orleans, 10/6/08	Drew Brees	1 (0)
@ St. Louis, 10/11/09	Kyle Boller	1 (0)
<b>Total</b>		<b>2 (0)</b>

KICKOFF  
 EXECUTIVES  
 STAFF  
 COACHES  
 PLAYERS  
 ROOKIES  
 2010 SEASON  
 RECORDS  
 PLAYOFF RECORDS  
 HISTORY  
 EXTRA POINTS



# 40 JIM KLEINSASSER

**Tight End**  
**6-3, 272**  
**13th NFL Season**  
**13th with Vikings**

**North Dakota**  
**D2 (#44) for 1999**  
**DOB: 1-31-77**  
**Carrington, ND**

**GAMES/STARTS** (regular season, playoffs) 1999 (13/7, 2/1), 2000 (14/8, 2/0), 2001 (11/11), 2002 (14/12), 2003 (16/16), 2004 (1/1), 2005 (16/16), 2006 (16/12), 2007 (16/10), 2008 (16/11, 1/1), 2009 (16/8, 2/1), 2010 (16/7). **Total- 165/119, 7/3.**

- Named to **USA Today's All-Joe Team** in 2007 and 2008, honoring hard-working and under-recognized players.
- Ranks 2nd in team history for starts by a TE with 119 and 4th in Vikings history for catches by a TE with 191.
- Has paved the way for 7 of the 8 top single-season rushing marks in Vikings history, including Adrian Peterson's team-record and NFL-leading 1,760 yards in 2008.
- Is the longest-tenured pro athlete with their team in the Twin Cities as he enters his 13th season with the Vikings.

**OFF THE FIELD** Has worked extensively with the Make-A-Wish Foundation, serving with his wife to host the annual fundraising ball in the Twin Cities...Participates annually in the Epilepsy Foundation Clothing Drive...Participates at the North Dakota Special Olympics Games...Took part in the 2008 Minnesota Governor's Fishing Opener, spreading the message to young people about getting involved in the outdoors... Financial management major at UND...He and wife, Christa, have 2 sons, Carter and Cayden...Couple has a beagle, Vince... Avid ice fisherman...Inducted to North Dakota High School Sports Hall of Fame in 2008...Grew up on a beef and crop farm his family still runs...Sister, Sheri, was a 2-time All-America basketball player at North Dakota.

**HONORS** 2007, 2008 **USA Today All-Joe Team.**

**PRO** Is the longest-tenured Vikings player, playing his 13th season with the club in 2011...Since missing the final 15 games of 2004 on injured reserve, he has not missed a game from 2005-10, playing in 99 straight games including playoffs... Has played in 7 career playoff games and a pair of NFC Championship games with the Vikings...Has earned a spot on the **USA Today All-Joe Team** in 2007 and 2008, honoring the NFL's overlooked and under-appreciated...Dominant blocker who was key to the Vikings ranking #1 in the NFL in rushing in 2007...Has been part of the NFL's #1-ranked rush offense 2 times during his career- 2002 and 2007...Helped Adrian Peterson earn NFL Rookie of the Year honors in 2007 and set the NFL single-game rushing record with 296 yards vs. San Diego (11/4/07)...Only Steve Jordan (149) has started more games at TE than Kleinsasser's 119 for the Vikings... Key element in the Vikings ranking #1 in the NFL in offense for the 1st time in franchise history in 2003 and leading the NFL in rushing for the 1st time in 2002...Set career highs in 2003 with 46 catches, 401 yards and 4 TDs...Ranked 3rd on team in catches in 2002 and 2003...Key element in leading Robert Smith to 1,000-yard seasons in 1999 and 2000, Michael Bennett in 2002, Chester Taylor in 2006 and Peterson from 2007-10...Has blocked for a 1,000-yard runner in 8 of his NFL seasons...Has paved the way for 7 of the top 8 single-season rushing performances in Vikings history, Peterson's 1,760 yards in 2008, Smith's 1,521 yards in 2000, Peterson's 1,383 in 2009, Peterson's 1,341 in 2007, Peterson's 1,298 in 2010, Bennett's 1,296 in 2002 and Taylor's 1,216 in 2006 along with a 1,015-yard effort by Smith in 1999...Made his 1st start in the NFL vs. Oakland (9/19/99) at FB...Drafted in the 2nd round (44th overall) of the 1999 NFL draft...Vikings traded picks 59, 73, and 163 to the Steelers to acquire Kleinsasser with the 44th pick.

**2010** Hauled in 17 passes, his highest total since 2005... Blocked for Adrian Peterson's 1,298 yards rushing, the 8th time in his career he's paved the way for a 1,000-yard performance... Moved into 2nd in Vikings history for receptions by a TE with 191 and starts by a TE with 119...Blocked for Peterson to break the 100-yard mark in 5 games during the season...Snared season-high 3 passes vs. Buffalo (12/5)...Had season-long 20-yard receptions vs. Miami (9/19) and vs. Dallas (10/17).

**2009** Played in all 16 regular season games for the 5th straight season...Helped Peterson run for 1,383 yards, the 3rd-best single-season mark in team history...Hauled in 10 passes, his highest reception total since 2005 despite breaking a bone in his hand in the preseason...Caught season-long 21-yard pass at Chicago (12/28) on Monday Night Football...Helped Peterson break the 100-yard mark in 3 games...Caught 2 passes each in the final 3 games of the regular season and had a catch in each playoff game...In the final 5 games of the season, including playoffs, he caught 8 passes for 81 yards...Moved past Joe Senner into 4th place in Vikings history for catches by a TE.

**2008** Helped Peterson become the 1st Vikings RB to lead the NFL in rushing with a team-record 1,760 yards and 10 games over the 100-yard mark...Led team to 1st NFC North title, the 1st time since 2000 winning a Divisional crown...Played in all 16 games for the 4th straight season...Caught 2 passes, 17 yards each, vs. Philadelphia (1/4/09) in Wild Card playoffs...Had season-long 34-yard catch vs. Detroit (10/12)...Earned spot on the **USA Today All-Joe Team** for the 2nd straight season.

**2007** Powered the Vikings rushing attack that ranked #1 in the NFL and cleared the way for Rookie of the Year Adrian Peterson to lead the NFC in rushing and post the 2nd-best rushing season in team history with 1,341 yards...Named to **USA Today's All-Joe Team** for the 1st time in his career... Caught 26-yard pass vs. Chicago (12/17) on Monday Night Football, the 2nd-longest pass of his career...Helped Peterson set new NFL record with 296 rushing yards vs. San Diego (11/4) and the 2nd-highest total in team history with 224 yards at Chicago (10/14)...Opened path for Viking rushing game to set team record with 2,634 yards, an average of 164.6 yards

## TIGHT END TOUGHNESS

Jim Kleinsasser has made an impact in the Vikings record book despite being best known for his powerful blocking in the running game.

### CAREER STARTS BY VIKINGS TE

PLAYER, YEARS	STARTS
Steve Jordan, 1982-94	149
Jim Kleinsasser, 1999-10	119

### CAREER CATCHES BY VIKINGS TEs

PLAYER, YEARS	CATCHES
Steve Jordan, 1982-94	498
Jim Kleinsasser, 1999-10	191
Jermaine Wiggins, 2004-06	186
Stu Voigt, 1970-80	177

### CATCHES IN A GAME BY VIKINGS TEs

PLAYER, GAME	CATCHES
Joe Senner, vs. Green Bay (11/29/81)	11
Joe Senner, vs. NY Jets (12/26/82)	10
Jim Kleinsasser, @ St. Louis Rams (11/30/03)	10

KICKOFF  
EXECUTIVES  
STAFF  
COACHES  
PLAYERS  
ROOKIES  
2010 SEASON  
RECORDS  
PLAYOFF RECORDS  
HISTORY  
EXTRA POINTS

## BLAZING THE TRAIL

Jim Kleinsasser's blocking has been a key element to some of the best rushing days and seasons in Vikings history. The team has ranked #1 in the NFL in rushing twice in his career. Kleinsasser has led the way for 8 different Vikings backs to break the 100-yard mark 57 times including playoff action.

### TOP VIKINGS RBs RUSHING SEASONS

PLAYER/SEASON/YDS	KLEINASSER'S GAMES
Adrian Peterson, 2008; 1,760 yds.....	16
Robert Smith, 2000; 1,521 yds.....	14
Adrian Peterson, 2009; 1,383 yds.....	16
Adrian Peterson, 2007; 1,341 yds.....	16
Adrian Peterson, 2010; 1,298 yds.....	16
Michael Bennett, 2002; 1,296 yds.....	14
Robert Smith, 1997; 1,266 yds.....	NA
Chester Taylor, 2006; 1,216 yds.....	16

### 100-YARD RUSHERS BEHIND KLEINASSER

PLAYER	100-YARD GAMES
Adrian Peterson.....	25*
Robert Smith.....	11*
Michael Bennett.....	8
Chester Taylor.....	6
Mewelde Moore.....	2
Onterio Smith.....	2
Moe Williams.....	2
Artose Pinner.....	1

\*includes 1 playoff game

per game...Paved the way for Peterson to break the 100-yard rushing mark 6 times on the season and Taylor to achieve the feat 2 times, tying the Vikings record of 8 games with a 100-yard rusher during the season...Peterson (1,341) and Taylor (844) combined to set a team record for rushing yards by a tandem with 2,185...Caught TD pass from Tarvaris Jackson vs. Washington (12/23) on NBC Sunday Night Football.

**2006** Played in all 16 games and started 12...Opened holes for Chester Taylor to rush for 1,214 yards, the 4th-best single-season performance in team history...Helped Vikings RBs hit the century mark 5 times on the season with Taylor breaking the 100-yard mark in 4 games and backup Artose Pinner running for 100+ yards once during the season...Blocked as Pinner tied a Vikings record with 3 rushing TDs in his lone start of the season at Detroit (12/10) and ran for 125 yards for his 1st career 100-yard game...Caught season-best 2 passes vs. Detroit (10/8).

**2005** Battled back from knee surgery in 2004 to start all 16 games in 2005...Helped pave the way for Michael Bennett (1) and Mewelde Moore (2) to each break the 100-yard rushing mark on the season...Blocked lone career punt and 1st punt by a Viking since 2003 in regular-season finale vs. Chicago (1/1/06)...Notched season-high 42 yards receiving vs. Tampa Bay (9/11)...Had season-long 15-yard catch vs. Chicago (1/1/06)...Caught season-high 4 passes vs. Tampa Bay (9/11) and at Detroit (12/4).

**2004** Suffered season-ending knee injury in opener vs. Dallas (9/12)...Started game vs. Dallas (9/12), his 55th career start and caught a pair of passes for 24 yards with a long of 18...Placed on injured reserve on 9/22/04.

**2003** Had career-best 46 catches, 401 yards and 4 TDs on the season...Key part in the Vikings ranking #1 in the NFL in total offense for the 1st time in team history...Started all 16 games for 1st time in his career...Helped pave the way for 3 different Vikings RBs to break the 100-yard mark in a game, Michael Bennett, Onterio Smith and Moe Williams...Helped pave the way for 4 different Vikings to rush for 400+ yards on the season for the 1st time in team history, Williams (745), Smith (579), Bennett (447) and Daunte Culpepper (422)...Notched career-high 10 catches at St. Louis (11/30), the 2nd-highest total by a Vikings TE trailing Joe Senser's 11 vs. Green Bay (11/29/81)...Had career-best 79 receiving yards at St. Louis (11/30) and

had a season-long 19-yard catch at San Diego (11/9)...Tied for 2nd in the NFC among TEs with 4 TDs and tied for 4th in the NFL...Ranked 3rd on team in catches, yards and tied for 3rd in TD catches...Caught career-high 2 TDs vs. Chicago (9/14) on ESPN's Sunday Night Football, catching 3-yard and 11-yard scoring tosses from Culpepper...His 2-TD day vs. Chicago tied a Vikings record for TDs by a TE and is the 1st since Andrew Glover in 1998...Caught a 4-yard TD pass vs. Green Bay (11/2) and a 4-yarder vs. Kansas City (12/20), both from Culpepper.

**2002** Was 3rd on the team with 393 receiving yards and tied for 3rd with 37 catches...Caught 1st career TD vs. Detroit (10/13) on a 1-yard pass from Daunte Culpepper in leading Vikings to 1st win of the season...Ran 6 times for 17 yards on the season...Helped Vikings lead the NFL in rushing for the 1st time in the 42-year history of the team...Team averaged 5.3 yards per carry, a Vikings record...Team ran for a team-record 26 TDs...Team set record with 2,507 rushing yards and broke old team record with 350 first downs...Had season-high 6 catches vs. Buffalo (9/15) and career-high 64 yards with career-long 39-yarder at Tampa Bay (11/3)...Caught a pass in every game he played...Set career high with 12 starts and tied career high with 14 games played.

**2001** Scored 1st career TD on a 2-yard run vs. Green Bay (10/21)...Started all 11 games he played...Battled ankle injury that kept him out of 5 of the final 7 games of the season...Posted career-high 5 rushes for 20 yards vs. Green Bay (10/21), including a career-long 11-yard run...Hauled in 8 catches for 51 yards vs. Tampa Bay (9/30)...Came back from 4-game absence with ankle injury to start vs. Jacksonville (12/23)...Started at Green Bay (12/30) where he had a pair of carries for 10 yards before leaving the game with aggravated ankle injury...Inactive for season finale at Baltimore (1/7/02) with ankle injury.

**2000** Helped open holes for Robert Smith to set the then-team record for single season rushing at 1,521 yards and run for a career-high 7 TDs...Played in 14 and started 8 games...Posted 1st NFL carry in season-opener vs. Chicago (9/3), finishing the day with 5 yards on 2 carries and 32 yards on 2 receptions with a 21-yarder...Inactive for games at Dallas (11/23) and vs. Carolina (11/19) with hamstring injury.

**1999** Played in his 1st NFL game in season opener vs. Atlanta (9/12), lining up at TE, H-back and FB...Started his 1st game lined up at FB vs. Oakland (9/19) and caught his 1st pass, a 6-yard strike from Randall Cunningham...Started at FB vs. Dallas (11/8) after missing 3 games due to injury...After returning from injury, he helped Robert Smith average 102 yards-per-game and 4.9 yards-per-carry over the next 8 games...Made the position change from TE to FB during bye week practices leading up to the San Diego game (11/28) as well as changing jersey numbers from #85 to #40...Started at FB vs. Kansas City (12/12) and vs. Green Bay (12/20)...Caught a 7-yard pass from Jeff George vs. Dallas (1/9/00) and blocked for Smith's team-playoff-record 140 yards rushing in the Vikings Wild Card Playoff win.

**COLLEGE** Ranks 9th on UND's career-record list with 1,314 yards receiving and 10th with 10 TDs...Is 1 of 3 players drafted by the Vikings from UND, joining Dave Osborn, 13th round, in 1965 and Ron Green, 9th round, in 1966...SConsensus All-American and unanimous All-NCC 1st-team pick, Daktronics 1st-team All-America, Football Gazette 1st-team All-America, Gannett News Service 1st-team All-America (the only Division I player to be named)...Starter in the 1999 Senior Bowl...Team captain as a senior...The 1st Fighting Sioux player to start as a true freshman in the 1990s.

**PREP** A 2-time All-Region, All-State and Gatorade Circle of Champions North Dakota Player of the Year at rural Carrington High School...Participated in North Dakota Shrine and Montana-North Dakota All-Star games...All-Region and 2-time All-District in basketball...Won the state shot put title as a junior and senior and the AAU national shot put title...Won the state discus championship as a sophomore and senior.



## KLEINSASSER'S NFL TOTALS

Year	GP/GS	RECEIVING					RUSHING				
		No.	Yds.	Avg.	Lg	TD	No.	Yds.	Avg.	LG	TD
1999 (Minn).....	13/7	6	13	2.2	11	0	0	0	0.0	0	0
Playoffs.....	2/1	1	7	7.0	7	0	0	0	0.0	0	0
2000 (Minn).....	14/8	10	98	9.8	21	0	12	43	3.6	7	0
Playoffs.....	2/0	2	18	9.0	11	0	0	0	0.0	0	0
2001 (Minn).....	11/11	24	184	7.7	18	0	23	72	3.1	11	1
2002 (Minn).....	14/12	37	393	10.6	39	1	6	17	2.8	4	0
2003 (Minn).....	16/16	46	401	8.7	19	4	2	15	7.5	12	0
2004 (Minn).....	1/1	2	24	12.0	18	0	0	0	0.0	0	0
2005 (Minn).....	16/16	22	171	7.8	15	0	0	0	0.0	0	0
2006 (Minn).....	16/12	7	47	6.7	14	0	0	0	0.0	0	0
2007 (Minn).....	16/10	4	43	10.8	26	1	0	0	0.0	0	0
2008 (Minn).....	16/11	6	92	15.3	34	0	0	0	0.0	0	0
Playoffs.....	1/1	2	34	17.0	17	0	0	0	0.0	0	0
2009 (Minn).....	16/8	10	70	7.0	21	0	0	0	0.0	0	0
Playoffs.....	2/1	2	26	13.0	14	0	0	0	0.0	0	0
2010 (Minn).....	16/7	17	148	8.7	20	0	0	0	0.0	0	0
<b>Total.....</b>	<b>165/119</b>	<b>191</b>	<b>1,684</b>	<b>8.8</b>	<b>39</b>	<b>6</b>	<b>43</b>	<b>147</b>	<b>3.4</b>	<b>12</b>	<b>1</b>
Playoffs.....	7/3	7	85	12.1	17	0	0	0	0.0	0	0

## SINGLE-GAME CAREER HIGHS

Receptions.....	10.....	@ St. Louis, 11/30/03
Receiving Yards.....	79.....	@ St. Louis, 11/30/03
Long Reception.....	39.....	at Tampa Bay, 11/3/02
Receiving TDs.....	2.....	vs. Chicago, 9/14/03
Rushes.....	5.....	vs. Green Bay, 10/21/01
Rushing Yards.....	20.....	vs. Green Bay, 10/21/01
Long Rush.....	12.....	vs. San Francisco, 9/28/03
Rushing TD.....	1.....	vs. Green Bay, 10/21/01

## KLEINSASSER'S TOUCHDOWNS

GAME	PLAY
vs. Green Bay, 10/21/01.....	2 run
vs. Detroit, 10/13/02.....	1 pass from D. Culpepper
vs. Chicago, 9/14/03.....	3 pass from D. Culpepper
	11 pass from D. Culpepper
vs. Green Bay, 11/2/03.....	4 pass from D. Culpepper
vs. Kansas City, 12/20/03.....	4 pass from D. Culpepper
vs. Washington, 12/23/07.....	2 pass from T. Jackson

## KLEINSASSER OUTLASTS EM ALL

Entering his 13th season with the Vikings in 2011, Jim Kleinsasser is the Vikings senior statesman and the longest-tenured athlete with their team in the Twin Cities. As a 2nd-round pick out of North Dakota in 1999, Kleinsasser overcame the small-school stigma to become an integral part of the Vikings offense. Kleinsasser cracked the starting lineup in the 2nd game of his rookie season and has been a fixture ever since. Kleinsasser enters 2011 with 119 career starts and 165 games played, trailing only legendary Vikings TE Steve Jordan for career starts by a TE.

Kleinsasser started his 1st career game in Week 2 of his rookie season vs. Oakland (9/19/99). The Vikings lost the game 22-17 but Kleinsasser lined up next to some of the iconic players in team history, including future Hall of Famers Randall McDaniel and John Randle along with Cris Carter and Randy Moss. Kleinsasser, Moss and Matt Birk are the only 3 players from the Vikings roster in that 1999 game against Oakland still playing in the NFL. Kleinsasser has played under 4 head coaches with the Vikings and has played on 5 teams that advanced to the playoffs.

## STARTING OFFENSIVE LINEUP VIKINGS VS. RAIDERS, 9/19/99

WR.....	84, Randy Moss
LT.....	73, Todd Steussie
LG.....	64, Randall McDaniel
C.....	62, Jeff Christy
RG.....	71, David Dixon
RT.....	77, Korey Stringer
TE.....	82, Andrew Glover
WR.....	80, Cris Carter
QB.....	7, Randall Cunningham
RB.....	26, Robert Smith
TE.....	85, Jim Kleinsasser



Jim Kleinsasser was the #44 overall choice in the 1999 Draft by the Vikings and enters his 13th season with the club in 2011.



4

## CHRIS KLUWE

**Punter**  
**6-4, 215**  
**7th NFL Season**  
**7th with Vikings**

**UCLA**  
**Waivers (Sea) for 2005**  
**DOB: 12-24-81**  
**Los Alamitos, CA**

**GAMES/STARTS (regular season, playoffs)** 2005 (15/0), 2006 (16/0), 2007 (16/0), 2008 (16/0, 1/0), 2009 (16/0, 2/0), 2010 (16/0). **Total-** 95/0, 3/0.

- Voted by teammates as **Vikings 2010 Special Teams MVP**.
- Set Vikings records with a 47.6-yard gross punting average and 33 punts of 50+ yards in 2008.
- Holds the top 3 marks in Vikings history for landing punts inside the 20, including team-record 34 in 2007 and runner-up 32 in 2010.
- Donates to Kicks for a Cure for every punt he lands inside the 20 to support Duchenne muscular dystrophy research.

**OFF THE FIELD** Known for his Guitar Hero skills, the game inspired him to learn to play guitar and he now plays bass guitar in a Twin Cities band, Tripping Icarus...Band released a debut full-length CD in summer 2010...Married to Isabel, the couple has daughters, Olivia and Remy...Political science and history major...Has taken his Guitar Hero talents and uses them for a good cause, hosting charity tournaments playing the video game...Avid paintball player...Active with Second Harvest food-shelf charity events in Twin Cities...Donates for every punt he lands inside the 20 to Kicks for a Cure in San Diego to support research on Duchenne muscular dystrophy.

**HONORS** Voted **2010 Vikings Special Teams MVP**...2008 *USA Today All-Joe Team*...**NFC Special Teams Player of the Month** in September 2005.

**PRO** In 6 seasons, has already etched his name into the Vikings record book in several areas, including top single-season gross average (47.6 in 2008), 50-yard punts in a season (35 in 2008), 50-yard punts in a game (6 at Tennessee and vs. Detroit in 2008) and gross punting average in a game (57.5 at Detroit in 2007)...Holds Vikings career record with 158 punts landed inside the 20...Holds top 3 marks in Vikings single-season history for punts inside the 20, highlighted by team-record

## LOTS A LEG

Chris Kluge's booming punts have left their mark in the Vikings record book and his ability to pin teams deep has set the Vikings defense up with good field position.

## VIKINGS PUNTS OF 50+ YARDS IN A CAREER

PLAYER	50+ PUNTS
Chris Kluge	142
Greg Coleman	111

## VIKINGS PUNTS OF 50+ YARDS IN A SEASON

PLAYER, SEASON	50+ PUNTS
Chris Kluge, 2008	34
Chris Kluge, 2007	29
Harry Newsome, 1991	25
Chris Kluge, 2009	24
Mitch Berger, 2000	23
Chris Kluge, 2006	22

## VIKINGS PUNTS OF 50+ YARDS IN A GAME

PLAYER, GAME	50+ PUNTS
Chris Kluge, @ Tennessee, 9/28/08	6
Chris Kluge, vs. Detroit, 10/12/08	6
Harry Newsome, vs. Phoenix, 10/13/11	6

34 in 2007...Owns Vikings career record with 142 punts of 50+ yards...Agreed to long-term contract extension with Vikings in October 2007...Converted fake FG for a 1st-down vs. Detroit (12/2/07), hitting Jeff Dugan with a shovel pass for a 27-yard gain...Came to the Vikings as a virtual unknown in 2005 when he was claimed off waivers after being released by Seattle...Holder for FGs and PATs.

**2010** Earned **Vikings Special Teams MVP** as voted by teammates...Had career-high 38.9 net punting average, the 2nd-best in team history and highest since 1964...Took ownership of several Vikings career punting records, including most games with a 50+ yard punt (69) and career punts inside the 20 (158), passing Greg Coleman in each category...Notched the 2nd-best total of his career with 32 punts landed inside the 20, trailing his team-record 34 in 2007...Ranked tied for 5th in the NFL and 2nd in the NFC with 32 punts inside the 20...Posted career-high 46.0 net punting average vs. Arizona (11/7)...Had career-high 10 punts and 458 punting yards in game vs. NY Giants (12/13), a game played at Detroit's Ford Field after the collapse of the Metrodome roof.

**2009** Had top net punting average of his career at 37.8 yards, the 4th-best mark in team history...Had 24 punts of 50+ yards, the 3rd-most in a season in Vikings history, trailing the top 2 he set himself with 33 and 29 in 2008 and 2007...Landed 24 punts inside opponents 20...Served as holder on all FGs and PATs as Ryan Longwell had career-best season...Boomed 61-yard punt in Divisional Playoff game vs. Dallas (1/17/10)...Pinned Packers inside their 20 on 4 of 5 punts vs. Green Bay (10/5) on Monday Night Football, holding them to 0 punt return yards on the game.

**2008** Recognized by *USA Today* with a spot on the **All-Joe Team**, honoring players whose work goes largely unnoticed...Set team records for gross average in a season at 47.6, breaking a team mark that stood since 1964, and set mark for 50-yard punts in a season with 35...Boomed 6 punts of 50+ yards to set single-game Vikings record at Tennessee (9/28) and vs. Detroit (10/12)...Served as the holder for K Ryan Longwell's team-record-setting 6 FGs of 50+ yards during the season.

**2007** Set team records for punts inside the 20 with 34 and booted then-team-record 29 punts of 50+ yards...Had career-best season with a gross average of 44.7 and net average of 37.0, both ranking in the top 5 in Vikings history for a season...Ranked 3rd in the NFL for punts inside the 20 with 34...Tied a team record and set a career high by landing all 5 punts inside the 20 in season opener vs. Atlanta (9/9)...Set a Vikings record for single-game gross punting average at 57.5 yards (4-230 yds) at Detroit (9/16)...Boomed longest punt of career, a 70-yarder, at Kansas City (9/23)...Held on Ryan Longwell's 55-yard game-winning FG at Chicago (10/14) as time expired, the longest FG of his career and the 2nd-longest overall FG in Vikings history...Completed 1st career pass attempt on a fake FG vs. Detroit (12/2), hitting Jeff Dugan for a 27-yard gain and a 1st down.

**2006** Punted 93 times on the season, a team record...Booted 3 punts of 50+ yards and landed 3 punts inside the 20 vs. Carolina (9/17)...Also flipped the ball on a fake field goal to K Ryan Longwell, who then connected with Richard Owens on a 16-yard TD pass...Punted 4 times and landed all of them inside the 20 at Buffalo (10/1)...Hit 3 punts of 50+ yards on Monday Night Football vs. New England (10/30), including a 61-yarder...

Followed that up the next week with 4 punts of 50+ yards vs. Green Bay (11/12) and had a season-best 41.9 net average... Booted 3 punts of 50+ yards at Detroit (12/10)...Posted a career-long 68-yard punt vs. NY Jets (12/17).

**2005** Led all NFL rookie punters...Ended rookie season ranked #2 in the NFC and #6 in the NFL with a gross average of 44.1 yards per punt...Boomed 15 punts of 50+ yards on the season with a season-high 3 in the opener vs. Tampa Bay (9/11)...Came on strong in his 1st NFL game vs. Tampa Bay (9/11), booming a season-long 62-yarder and hit 4 punts for a 54.3 gross average and a 42.5 net average, the 2nd-best single-game average in team history (minimum 4 punts) and the best in Vikings history by a rookie...Named the **NFC Special Teams Player of the Month** for September, the 1st Vikings rookie to ever earn Player of the Month honors...Season-high 8 punts in win at NY Giants (11/16)...Season-high punting yardage came at Chicago (10/16) with 256 yards.

**COLLEGE** One of the top punters in college football as a senior...Selected as a 2004 finalist for the Ray Guy Award, presented to the top college punter...As a senior, had career-high 25 punts inside the opponent's 20 and averaged 43.4 yards per punt to rank 2nd in the PAC 10 and 14th in the nation...Set UCLA marks as a junior with 91 punts for 3,908 yards.

**PREP** Named to *USA Today* All-America team as a senior punter...A 1st-Team All-CIF honoree as a junior and senior...Connected on an Orange County and CIF-record 60-yard FG as a senior vs. Loyola...Chosen to play in California-Texas Shrine Game and CaliFlorida Bowl.

#### KLUWE'S NFL TOTALS

##### PUNTING

Year	G	No	Yds	Avg	Opp. Ret	Yds	Net	TB	IN20	LG	Blk
2005 (Minn).....	15	71	3,130	44.1	41	470	35.8	6	17	62	0
2006 (Minn).....	16	93	3,934	42.3	50	485	35.6	7	28	68	0
2007 (Minn).....	16	81	3,621	44.7	43	440	37.0	9	34	70	0
2008 (Minn).....	16	73	3,473	47.6	42	624	35.0	13	23	62	1
<i>Playoffs</i> .....	1	8	362	45.3	5	109	31.6	0	2	60	0
2009 (Minn).....	16	73	3,202	43.9	33	260	37.8	9	24	60	0
<i>Playoffs</i> .....	2	9	384	42.7	2	0	40.4	1	3	61	0
2010 (Minn).....	16	83	3,569	43.0	32	241	38.9	5	32	59	0
<b>Total</b> .....	<b>85</b>	<b>474</b>	<b>20,929</b>	<b>44.2</b>	<b>241</b>	<b>2,520</b>	<b>36.8</b>	<b>49</b>	<b>158</b>	<b>70</b>	<b>1</b>
<i>Playoffs</i> .....	<b>3</b>	<b>17</b>	<b>746</b>	<b>43.9</b>	<b>7</b>	<b>109</b>	<b>36.3</b>	<b>1</b>	<b>5</b>	<b>61</b>	<b>0</b>

##### PASSING

Year	Att.	Comp.	Pct.	Yards	Yds/Att	TD	INT	LG	Sk/Yds	Rating
2007 (Minn).....	1	1	100.0	27	27.0	0	0	27	0/0	118.8

##### SINGLE-GAME CAREER HIGHS

Punts ..... 10..... vs. NY Giants, 12/13/10  
 Punting Yards..... 458..... vs. NY Giants, 12/13/10  
 Long Punt.....70..... @ Kansas City, 9/23/07  
 Gross Average.....55.7..... @ Detroit, 9/16/07  
 Net Average..... 46.0..... vs. Arizona, 11/7/10  
 Inside the 20.....5..... vs. Atlanta, 9/9/07  
 Pass Attempt ..... 1..... vs. Detroit, 12/2/07

## KLUWED IN

Chris Kluwe has established himself as the top punter in club history and leads the team in numerous categories.

##### VIKINGS CAREER GROSS PUNTING AVERAGE

PLAYER	AVERAGE
<b>Chris Kluwe</b> .....	<b>44.2</b>
Harry Newsome.....	43.8
Mitch Berger.....	43.5

##### VIKINGS SEASON GROSS PUNTING AVERAGE

PLAYER	AVERAGE
<b>Chris Kluwe, 2008</b> .....	<b>47.6</b>
Bobby Walden, 1964.....	46.4

##### VIKINGS SINGLE-GAME GROSS PUNTING AVERAGE

PLAYER	AVERAGE
<b>Chris Kluwe at Detroit (9/16/07)</b> .....	<b>57.5</b>
Mitch Berger vs. Cincinnati (11/15/98).....	55.8
<b>Chris Kluwe vs. Tampa Bay (9/11/05)</b> .....	<b>54.3</b>

##### VIKINGS CAREER NET PUNTING AVERAGE

PLAYER	AVERAGE
Bobby Walden .....	38.2
<b>Chris Kluwe</b> .....	<b>36.8</b>

##### VIKINGS SINGLE-SEASON NET PUNTING AVERAGE

PLAYER	AVERAGE
Bobby Walden, 1964.....	41.8
<b>Chris Kluwe, 2010</b> .....	<b>38.9</b>

##### CAREER PUNTS INSIDE THE 20 BY VIKINGS

PLAYER	INSIDE 20
<b>Chris Kluwe</b> .....	<b>158</b>
Greg Coleman .....	154

##### SINGLE-SEASON PUNTS INSIDE THE 20 BY VIKINGS

PLAYER	INSIDE 20
<b>Chris Kluwe, 2007</b> .....	<b>34</b>
<b>Chris Kluwe, 2010</b> .....	<b>32</b>
<b>Chris Kluwe, 2006</b> .....	<b>28</b>
Mike Saxon, 1994; Greg Coleman, 1983 .....	28

# CHECK OUT vikings.com

The Official Site of the Minnesota Vikings

GAME ON! BUY & SELL Robots with NFL Ticket Exchange.

ticketmaster

Minnesota Vikings

usbank

NEWS MEDIA CENTER TEAM CHEERLEADERS COMMUNITY PAGE STADIUM SCHEDULE TICKETS

Blog | Pressroom | TV info | Single Game Tix | Targeting | Camp News | Schedule | Shop | 11 | 12

SEARCH Vikings.com

VIDEO: TRAINING CAMP HIGHLIGHTS - 8/10

TICKET CENTER

SEE THE LATEST ON THE VIKINGS STADIUM EFFORTS

FEATURED NEWS ARTICLES

Team-By-Team List of NFL Unrestricted Free Agents

Vikings Quotes - Leslie Frazier - July 25

Training Camp Site The Only Certainty For Vikings

Vikings To Hold Training Camp In Marquette

VIEW ALL NEWS ARTICLES

FEATURED VIDEOS

Frazier Presser - 7/25

NFL Network: Mayock Reviews NFC North Drafts

NFL Network: NFL NFLPA Agree to Deal

NFL Network: Top Offensive Free Agents

VIEW ALL VIDEOS

GAME ON! SHOW YOUR HORNS

GOLF GEAR!

Minnesota Vikings on Facebook

1,067,974 people like Minnesota Vikings.

Joe Tama Greg Wayne Jason

2011 VIKINGS SCHEDULE

WEEK	DATE	OPPONENT	TIME	TV
01	Sep. 6	at Chargers	3:15 PM	CDT
02	Sep. 13	Buccaneers	12:00 PM	CDT
03	Sep. 20	Lions	12:00 PM	CDT
04	Sep. 27	at Patriots	12:00 PM	CDT
05	Oct. 4	at Ravens	12:00 PM	CDT
06	Oct. 11	at Bears	7:20 PM	CDT

FEATURED PHOTO GALLERIES

MOA Field Roof Renovation

MVC Diego Garcia Military Visit

VIEW ALL PHOTO GALLERIES

CALENDAR

S	M	T	W	T	F	S
					1	2
3	4	5	6	7	8	9
10	11	12	13	14	15	16
17	18	19	20	21	22	23
24	25	26	27	28	29	30

**THE TOP WEB DESTINATION FOR VIKINGS FANS  
IS NOW EVEN BETTER WITH  
MORE VIDEOS AND MORE ACTION**  
UNIQUE ACCESS, EXCLUSIVE CONTENT AND EXTENSIVE TEAM COVERAGE

Follow us on



VikingsFootball



MinnesotaVikings



# 71 PHIL LOADHOLT

**Tackle**  
**6-8, 343**  
**3rd NFL Season**  
**3rd with Vikings**

**Oklahoma**  
**D2 (#54) for 2009**  
**DOB: 1-21-86**  
**Fountain, CO**

**GAMES/STARTS (regular season, playoffs)** 2009 (15/15, 2/2), 2010 (16/16). **Total**-31/31, 2/2.

- Has started all 31 games he has played with the Vikings.
- Named to **All-Rookie** team after stepping into starting RT job in 2009 and starting all but 1 game.
- Part of a 2009 Vikings rookie draft class that saw all 5 members start a game during the season.

**OFF THE FIELD** Earned degree in multidisciplinary studies from Oklahoma in December 2008...Born in Honolulu but went to high school in Colorado...The oldest of 2 children, his father was a career US Army Sgt. 1st Class...Younger sister played basketball at Garden City CC...Was the tallest starting football player in Sooners history...Named to Student Excellence List and earned Student Support Service Award after maintaining a 3.0 grade point average at Garden City CC...Wants to pursue a career in high school coaching when his NFL playing days are over...Enjoys fishing in his free time...Has sons, Phil and Cameron.

**HONORS** Earned 2009 **All-Rookie** team honors.

**PRO** Joined fellow 2009 Vikings rookie Percy Harvin on the **All-Rookie** team...Became the 1st Vikings rookie OT to start at least 15 games in their 1st season since Corey Stringer in 1995...The 2nd OU Sooner drafted by the Vikings in a 3-year span, joining RB Adrian Peterson in 2007 (#7 overall)...The 6th OT selected in the 2009 NFL Draft...Teammates at OU with fellow Vikings lineman Jon Cooper...Played against Vikings 1st-round pick Harvin against Florida in the 2008 National Championship game... Joins the Vikings as the highest-drafted OT since 2002 when McKinnie was the #7 overall choice.

**2010** Started all 16 games, joining only fellow OT Bryant McKinnie along the offensive line to start all 16 games...Helped pave the way for Adrian Peterson to rush for 1,298 yards and break the 100-yard mark 5 times during the season...In game vs. Dallas (10/17), he joined former OU teammate Jon Cooper as a starter on the line when Cooper opened the game at center... Helped Peterson rumble for an 80-yard TD, the longest run of his career, vs. Detroit (9/26)...Protected Brett Favre as he threw for a career-best 446 yards in comeback win vs. Arizona (11/7).

**2009** Stepped into starting role at RT as a rookie, opening 15 regular season games and both playoff contests...Named to **All-Rookie** team...Became the 5th Vikings rookie OT to start a season opener and joined Doug Davis in 1966 as the only other RT...Helped Vikings offense rank #5 in the NFL in total

## LAUDING LOADHOLT

Phil Loadholt stepped into the Vikings starting job at RT as a rookie in 2009. He started 15 regular season games and both playoff contests en route to earning All-Rookie honors and moving into exclusive company in Vikings history.

### MOST STARTS BY A VIKINGS ROOKIE TACKLE

PLAYER, SEASON	STARTS
Todd Steussie, 1994	16
Gary Zimmerman, 1986*	16
<b>Phil Loadholt, 2009</b>	<b>15</b>
Corey Stringer, 1995	15

\*played in USFL before NFL career

offense, the highest ranking since 2004...Paved the way for Peterson to rush for 1,383 yards and 18 TDs, a new team record for rushing TDs and the 3rd-best single-season rushing total in team history...His 15 starts were the most by a Vikings rookie OT since Corey Stringer in 1995...Inactive for game at St. Louis (10/11) with leg injury.

**COLLEGE** Spent 2 seasons at OU, transferring after 2 seasons at Garden City (KS) Community College...Started all 48 collegiate games he played, 27 for the Sooners...As a senior, part of Sooner offense that scored team-record 96 TDs... Protected 2008 Heisman Trophy winner QB Sam Bradford... Sooners went 23-5 during his 2 seasons and won consecutive Big 12 Conference titles...Helped 2008 OU team set numerous national and team records, including scoring an NCAA-record 716 points...Won Big 12 title and advanced to National Championship game against Florida...Named 1st-Team All-Big 12 by coaches and Associated Press as a senior...Helped 2007 Sooners win Big 12 title in his 1st season at OU...Started all 14 games at LT...Named 2nd-Team All-Big 12 by the league coaches and Associated Press...Earned 2006 All-America honors in his 2nd season at Garden City Community College...Jayhawk Conference Offensive Lineman of the Year...In his freshman season, earned All-America honors at Garden City.

**PREP** Standout in football, track and basketball at Fountain Fort Carson High in Colorado...Played defensive line and TE... Led basketball team to state title game as a senior...Won Colorado state title in discus.



# 46 CULLEN LOEFFLER



**Long Snapper**  
**6-5, 241**  
**8th NFL Season**  
**8th with Vikings**

**Texas**  
**Rookie FA for 2004**  
**DOB: 1-27-81**  
**Ingram, TX**

**GAMES/STARTS (regular season, playoffs)** 2004 (16/0, 2/0), 2005 (16/0), 2006 (16/0), 2007 (16/0), 2008 (16/0, 1/0), 2009 (16/0, 2/0), 2010 (16/0). **Total**-112/0, 5/0.

- Won the Vikings' long snapping job as a rookie free agent in 2004 and has handled every special teams snap since.
- Snapped on 4 of the 5 longest FGs in Vikings history.

**OFF THE FIELD** One of the most active Vikings players in the Twin Cities community...Is an avid hunter and fisherman, especially enjoys fly fishing...Spends offseason in Austin, TX...Dabbles in metallurgy...Member of the Big 12 Academic Honor Roll 4 times during his time at Texas...Married during 2006 offseason to Jardin, the couple have a daughter, Landyn, and son, Senate.

**PRO** Has 25 special teams tackles in his 7 seasons...Delivered the ball in pressure-packed situations and has been critical to several game-winning FGs and record-setting performances by Vikings specialists...Has handled all long-snapping duties from 2004-10, playing in all 112 regular season and 5 playoff games...Won the long-snapping position in 2004 training camp...Originally signed by the Vikings on 5/3/04.

**2010** Handled all snapping duties...Helped P Chris Kluwe notch career-best net punting average and 2nd-best in team history...Snapped on a pair of game-winning Ryan Longwell FGs, including an OT game-winner vs. Arizona (11/7).

**2009** Snapped on every special teams play during the regular season and both playoff games...Helped Longwell set a career-best with 132 points and 26-of-28 (92.9%) FG performance...Longwell's 132 points ranked tied for 2nd-most in a season in Vikings history...Longwell booted career-best 16 straight FGs from game at St. Louis (10/11) through game vs. Cincinnati (12/13), the 4th-longest streak in Vikings history...Snapped on a pair of 52-yard Longwell FGs, helping him set Vikings record for most career 50+ yarders made with 9...Tied career-best with 5 special teams tackles.

**2008** Handled long-snapping duties in all 16 games and the Wild Card Playoff vs. Philadelphia (1/4/09)...Delivered the ball to Longwell and Kluwe, who both set team records for single-season and single-game performances...Snapped for Longwell's team-record 6 FGs of 50+ yards and his 3 game-winning kicks...Helped Kluwe break team records for single-season

gross punting average, punts of 50+ yards in a game and punts of 50+ yards in a season...Contributed to the coverage units with career-high 5 special teams tackles.

**2007** Helped P Chris Kluwe set team records for most punts inside the 20 in a season with 34 and most punts of 50+ yards in a season with 29...Snapped on Ryan Longwell's game-winning 55-yard FG at Chicago (10/14), tied for the 2nd-longest FG in team history...Notched 3 tackles on special teams.

**2006** Played in every game and handled all of the long-snapping duties...Snapped on Ryan Longwell's game-winning 31-yard FG with 1:00 left to play in the season opener at Washington (9/11)...Followed that up the next week by being the snapper for Longwell's 19-yard FG in OT win over Carolina (9/17) and also on the fake FG that Longwell threw a 16-yard TD pass to Richard Owens

**2005** Played in every regular season game, handling all long-snapping duties...Helped Paul Edinger tie a Vikings' record with 3 FGs of 50+ yards (56, 54, 54)...Snapped on Edinger's team-record and career-long 56-yard game-winning FG vs. Green Bay (10/23)...Was a part of all 3 game-winning kicks by Edinger...Snapped for rookie punter Chris Kluwe, who led all NFL rookie punters and ended his 1st season ranked 2nd in the NFC and 6th in the NFL with a 44.1-yard average...Helped Kluwe become the only Vikings' rookie to ever earn a Player of the Month honor when he was named NFC Special Teams Player of the Month for September...Led the team with 2 special teams stops at Cincinnati (9/18).

**2004** Played in all 16 regular season games and both playoff games as a rookie for the Vikings...Had a special teams tackle vs. Tennessee (10/24) and at Detroit (12/19) and a stop in the playoffs.

**COLLEGE** A 3-year letterman for the Longhorns...Handled the majority of snapping duties for his final 3 seasons...Shared UT's Frank Denius Most Valuable Special Teams Player Award and was also awarded the Longhorn Club Sportsmanship Award and 1 of the Longhorns' Dr. Nasser Al-Rashid Strength and Conditioning Awards as a senior in 2003...Played in 11 games and served as the team's snapper on punts as a junior in 2002 and handled FG/PAT snapping duties for 7 games...Named UT's Frank Denius Special Teams Player of the Week after posting a pair of tackles against North Carolina...Played in all 13 games as a sophomore in 2001 handing punt snaps...Saw limited action at TE but did serve on the Longhorns' kickoff return unit in 2000...Redshirted as a freshman in 1999.

**PREP** Earned All-District honors at Tom Moore High in Ingram, TX at 4 different positions...Played DE and TE during his opening 3 seasons...Played DE, QB and punted as a senior...Earned All-District honors at DE as a senior...Honorable Mention All-District QB and All-District at punter...All-District TE as a sophomore and junior...A 4-time letterman in football, basketball and participated in state tennis tournament 4 consecutive years...District MVP in basketball.

## SNAPPING TO IT

Since coming to the Vikings as a rookie free agent in 2004, Cullen Loeffler has been a valuable component of the special teams and has delivered the ball on some of the biggest plays in team history. In 2007, he snapped for Ryan Longwell's longest FG of his career, a 55-yard game winner at Chicago (10/14/07) as time expired. He has snapped on 4 of the 6 longest game-winning FGs in Vikings history.

VIKINGS LONGEST GAME-WINNING FGs	FG, TIME
<b>KICKER, GAME</b>	
Paul Edinger vs. Green Bay (10/23/06)	56, 0:00
Ryan Longwell @ Chicago (10/14/07)	55, 0:00
Jan Stenerud vs. Tampa Bay (11/4/84)	53, 0:02
Gary Anderson vs. Miami (12/21/02)	53, 0:17
Ryan Longwell vs. NY Giants (12/28/08)	50, 0:00
Paul Edinger @ NY Giants (11/13/05)	48, 0:10





8

## RYAN LONGWELL

**Kicker**  
**6-0, 200**  
**15th NFL Season**  
**6th with Vikings**

**California**  
**UFA (GB) for 2006**  
**DOB: 8-16-74**  
**Bend, OR**

**GAMES/STARTS (regular season, playoffs)** 1997 (16/0, 3/0-GB), 1998 (16/0, 1/0-GB), 1999 (16/0-GB), 2000 (16/0-GB), 2001 (16/0, 2/0-GB), 2002 (16/0, 1/0-GB), 2003 (16/0, 2/0-GB), 2004 (16/0, 1/0-GB), 2005 (16/0-GB), 2006 (16/0), 2007 (16/0), 2008 (16/0, 1/0), 2009 (16/0, 2/0), 2010 (16/0). **Total-** 224/0, 13/0 (80/0, 3/0-Minn., 144/0, 10/0-GB).

- Ranks 15th in NFL history with 1,583 career points and ranks 14th in NFL history for career FGs made with 339.
- Leads NFL over the past 2 seasons with 93.5% FG accuracy (43-of-46) in 2009-10.
- Holds Vikings career record with 9 FGs of 50+ yards.
- Kicked in Super Bowl XXXII as a rookie free agent in 1997 for the Packers.

**OFF THE FIELD** Married to Sarah, the couple has two children: a son, Reece, and a daughter, Shaye...Spends offseason in Orlando...Sarah was formerly a producer at WGFA-TV, an NBC affiliate in Green Bay...An avid golfer with a current USGA handicap at +0.4...Competed in a 2010 US Open Qualifier tournament in Orlando...Placed 9th and 10th in the Tahoe Celebrity golf tournament in 2006 and 2007 respectively...Went with family in May 2008 to witness Space Shuttle Discovery launch at Kennedy Space Center...Received the 'Professional Achievement Award' at the 1st annual Lee Remmel Sports Award Banquet, an honor presented to him in recognition of his outstanding 1997 rookie season...Enjoys speaking to school groups and other organizations, in particular church and youth groups, about the benefits of having a positive outlook and attitude...Was the honorary chairman - and participated in - the attempt by Special Olympics Wisconsin to break the world record for the largest group hug, conducted inside Lambeau Field in May of 2001; the effort fell 28 persons shy of the existing mark...Scored his 1st hole-in-one in 2004 at a course in Orlando, Fla...Played in 3 Canadian Tour golf events (2 in Austin, TX, and 1 in Stockton, CA) in 2005 through a Golf Channel exemption; network produced a feature story on him, having him wear a microphone during his rounds...Cousin, Michael Orr, was a member of the 1992 and 1996 U.S. Olympic cycling team.

**HONORS** Vikings 2008 and 2009 **Special Teams MVP** as voted by teammates...Named to Football Digest 2nd-Team All-Pro in 2003 and 2004...Named to USA Today **All-Joe Team** in 2004...**NFC Special Teams Player of the Month** December 2004, October 2004, September 2002...**NFC Special Teams Player of the Week** vs. NY Giants 12/28/08; vs. Carolina 9/17/06; at Houston 11/21/04; vs. Chicago 12/7/03; at Minnesota 12/17/00; vs. Philadelphia 9/17/00; at Detroit 12/7/98.

**PRO** Ranks 15th in NFL history with 1,583 career points and ranks 14th in NFL history with 339 career FGs made...Is 128 points away from breaking into the NFL's top 10 in career scoring entering 2011...Has top FG % in the NFL during 2009-10 seasons at 93.5% (43-of-46)...Set Vikings records in 2008 with 3 game-winning FGs and 6 FGs of 50+ yards...Holds Vikings career record with 9 FGs of 50+ yards...Ranks tied for 1st in Vikings history with 9 game-winning FGs and has 18 career game-winners...Selected as Vikings special teams captain in 2008-10...Connected on career-long 55-yard FG at Chicago (10/14/07) as time expired for a 34-31 win...Has hit 3 of the 6 longest FGs in Vikings history in only 5 seasons with the team...Threw 1st career TD on a fake FG vs. Carolina (9/17/06) on a 16-yard pass to TE Richard Owens, the 1st TD pass by a Vikings kicker in team history...In the OT period of the same game vs. Carolina, he kicked the game-winning FG and earned **NFC Special Teams Player of the Week** honors for his performance...Became the 1st player since George Blanda in 1970 to throw a TD and kick the game-winning FG in a game...Made 4 game-winning FGs in the final minute of games in 2004, a pair of which beat the Vikings, to establish an NFL mark since the 1970 merger for single-season game winners...Set a Green Bay record by connecting on a pair of FGs of 50+ yards in a game at Atlanta (11/13/05)...Has been named **NFC Special Teams Player of the Week** 7 times in his career, including 2 times since joining the Vikings in 2006...Entered the NFL in 1997 as a rookie free agent with San Francisco, released during training camp and signed with Green Bay...Got his revenge on the 49ers when he scored 8 points in the NFC Championship game later that season to advance to Super Bowl XXXII.

**2010** Connected on a pair of game-winning FGs during season, including 35-yarder in OT to cap comeback win vs. Arizona

## AMONG LEAGUE LEADERS

Ryan Longwell enters his 15th NFL season in 2011 and continues to climb the rankings among the NFL's all-time best kickers.

## NFL CAREER FGs MADE

PLAYER	FGs
1. Morten Andersen	565
2. Gary Anderson	538
3. John Carney	478
4. Matt Stover	471
5. Jason Hanson	439
6. Jason Elam	436
7. John Kasay	433
8. Nick Lowery	383
9. Jan Stenerud	373
10. Norm Johnson	366
11. Adam Vinatieri	364
12. Eddie Murray	352
13. Al Del Greco	347
14. Ryan Longwell	339

## POINTS OF INTEREST

Ryan Longwell's 1,583 points rank 15th in NFL history as he enters the 2011 season.

## NFL CAREER POINTS

PLAYER	POINTS
1. Morten Andersen	2,544
2. Gary Anderson	2,434
3. John Carney	2,062
4. Matt Stover	2,004
5. George Blanda	2,002
6. Jason Elam	1,983
7. Jason Hanson	1,890
8. Jon Kasay	1,823
9. Norm Johnson	1,736
10. Nick Lowery	1,711
11. Jan Stenerud	1,699
12. Adam Vinatieri	1,659
13. Eddie Murray	1,594
14. Al Del Greco	1,584
15. Ryan Longwell	1,583

(11/7)...Booted game-winner vs. Dallas (10/17) in 4th quarter... Hit 17-of-18 FGs during season, including season-long 48 yarder at Detroit (1/2/11)...Lone miss of the season came at Chicago (11/14) when he hit the left upright with a 39-yard attempt.

**2009** Scored career-best 132 points, tied for the 2nd-highest mark in team history...Named **Vikings Special Teams MVP** in a vote by teammates...Took over Vikings record for career 50+ yard FGs made with 9...Had a streak of 16 straight FGs made from game at St. Louis (10/11) to game vs. Cincinnati (12/13/), the longest streak of his career and the 4th-longest tied for 2nd in team history...Booted a pair of 50+ yard FGs- 52 yarders each vs. San Francisco (9/27) and vs. Chicago (11/29).

**2008** Named **Vikings Special Teams MVP** in a vote by teammates...Vikings special teams captain for season...Had one of the top seasons by a kicker in Vikings history, setting team records for game-winning FGs (3) and making FGs of 50+ yards (6)...Moved to 22nd in NFL history in career scoring (1,370 points) and moved 21st place with 296 career FGs made...Named **NFC Special Teams Player of the Week** vs. NY Giants (12/28)...His 127 points are the most by a Viking since Gary Anderson's 164 in 1998 and the 127 ranks 4th in team history...Tied for 7th in the NFL in scoring...Sealed NFC North title for the Vikings with a 50-yard game-winning FG vs. NY Giants (12/28) in the regular-season finale as time expired... Played in 11th career playoff game in Wild Card matchup vs. Philadelphia (1/4/09).

**2007** Hit 20-of-24 FGs for the season, his only misses were from 52, 53 and 57 yards and had a 48-yarder blocked... Connected on career-long 55-yard game-winning FG at Chicago (10/14) in a 34-31 win...His 99 points were his highest total in 3 seasons...Had a pair of successful onside kicks during the season, including the 1st in Vikings history in the 1st quarter of a game vs. Philadelphia (10/28), and vs. Washington (12/23) on NBC Sunday Night Football...Broke the 1,200-point career scoring mark vs. Oakland (11/18)...Had season-high 3 FGs in game vs. Green Bay (9/30) and vs. Philadelphia (10/28)...Made 10-of-11 FGs from 40-49 yards on the season, the 2nd-most under-49 yards of his career behind the 13 he booted in 2000.

**2006** Made his debut with the Vikings and led the team in

### LONG DISTANCE LONGWELL

Ryan Longwell's distance and accuracy have made him one of the NFL's all-time best clutch kickers and have made him a huge impact on the Vikings record book.

#### LONGEST FGs IN VIKINGS HISTORY

PLAYER, GAME	FG
Paul Edinger, vs. Green Bay, 10/23/05	56
Ryan Longwell; at Chicago, 10/14/07	55
Ryan Longwell; at Jacksonville, 11/23/08	54
Ryan Longwell; vs. Green Bay, 11/9/08	54
Jan Stenerud; vs. Atlanta, 9/16/84	54
Paul Edinger; vs. Chicago, 1/1/06	54

#### MOST 50+ YARD FGs IN A SEASON BY A VIKING

PLAYER, SEASON	50+ FGs
Ryan Longwell, 2008	6
Paul Edinger, 2005	3
Faud Revez, 1992	3
Jan Stenerud, 1984	3

#### MOST 50+ YARD FGs IN A CAREER BY VIKINGS

PLAYER, SEASONS	50+ FGs
Ryan Longwell, 2006-10	9
Faud Revez, 1990-95	8

#### NFL CAREER 50+ YARD FG PERCENTAGE

PLAYER, SEASONS	50+ FG %
Jeff Wilkins, 1994-2007	72.2% (26-36)
Josh Brown, 2003-10	68.3% (28-41)
Ryan Longwell, 1997-2010	61.1% (22-36)

scoring with 90 points...Threw 1st career TD pass vs. Carolina (9/17) when he completed a 16-yard TD pass to TE Richard Owens on a fake FG, the 1st TD pass by a K in Vikings history... The TD pass tied the game 13-13 with 7:48 left to play in the game before going to OT when he kicked the game-winner... Kicked a pair of consecutive game-winning FGs in his opening 2 games with the Vikings, hitting a 31-yarder with 1:00 to play in the season opener at Washington (9/11) on Monday Night Football and connecting on a 19-yarder in OT vs. Carolina (9/17)...Earned **NFC Special Teams Player of the Week** honors for his performance vs. Carolina (9/17)...Became only the 2nd player in NFL history, joining George Blanda, to throw a TD pass and kick a game-winning FG in the same contest...Connected on 21 of his 25 FG attempts, his only misses coming from 46 yards and longer...Only missed a FG of 49 yards and had a 51-yarder blocked in 1st season inside Metrodome.

**2005** Etched his name in the Green Bay record book by connecting on a pair of 50-yard FGs at Atlanta (11/13)...Ranked 2nd in team history by connecting on a career-high 4 FGs of 50+ yards, trailing only Chris Jacke's 6 in 1993...Hit a FG for the 15th consecutive game vs. Tampa Bay (9/25), breaking his own team record of 14 straight games in 1997-98, but the streak ended at 15 as he didn't have a FG attempt the following week...Had a streak of 156 consecutive PATs snapped in game vs. Tampa Bay (9/25), setting a new Packers mark and what was the 4th-longest active streak in the NFL...Led Green Bay in scoring for 9th straight year...Scored in all 16 games for the 9th straight year, keeping his scoring streak alive at 144 games.

**2004** Ranked 2nd in NFC with 120 points and led Green Bay for a team-record 8th consecutive season (breaking tie with Hutson, 1939-45)...Made all 48 PATs, extending his streak of successful PATs to a team-record 153, dating back to 12/23/01; broke Chris Jacke's club mark of 134 (set from 1990-94) in Monday Night victory over St. Louis (11/29)...Named **NFC Special Teams Player of the Month** in October and December, and **NFC Special Teams Player of the Week** once...A **2nd-team All-Pro** honoree by *Football Digest*, he also landed on the *USA Today All-Joe Team* as a player who is "overlooked and underappreciated"...Was the **NFC Special Teams Player of the Month** for October, when he was 7-of-7 on FGs, including a pair from beyond 50 yards, as well as 16-of-16 on PATs...Earned **NFC Special Teams Player of the Month** in December, when he converted 8-of-9 FGs, including a pair of game-winning kicks to help Green Bay capture a 3rd straight NFC North title... Hit 4 game-winning FGs as time expired on the season, the most by a player in a season since the 1970 AFL-NFL merger... Made 2 of his 4 game-winners against the Vikings...Converted a late 39-yarder to tie the Texans 13-13 and made 3-of-4 FGs on the day...Nailed a 53-yarder at the end of the 1st half of Monday Night game vs. Tennessee (10/11), the 2nd-longest of his career...Played Minnesota in NFC Wild Card playoff (1/9/05) and converted a 43-yard FG for Green Bay's opening points... Tied the longest postseason scoring streak in team history at 10 games, a mark previously held by Jacke, vs. Minnesota in Wild Card game and hit his 15th career playoff FG, to tie Jacke.

**2003** Connected on a career-best 88.5% of his FGs, going 23-of-26, including 100% inside 40 yards (16/16)...Ranked 4th in the NFL at 88.5%, but led kickers with outdoor homes... Perfect on a career-high 51 PAT attempts...His 120 points gave him 844 for his career, topping the 823 of the legendary Don Hutson...Did not have either a field goal or extra point attempt blocked for the 1st time in his career...Voted a team captain by teammates for the playoffs...During the postseason, made 3-of-4 on FGs and 5-of-5 on PATs...A **2nd-Team All-Pro** selection by *Football Digest*...Was named **NFC Special Teams Player of the Week** for his role in the Packers' come-from-behind victory over Chicago (12/7) as he enjoyed season highs in both points (14) and FGs (4), he scored 13 of the Packers' opening 19 points to help overcome the hole as the team then pulled away in an eventual 34-21 win...With a host of family and friends on hand at San Diego (12/14), he tied Hutson's all-time scoring mark (823) with a 2nd-quarter PAT,

then broke the record with a 4th-quarter Pat...In 30-27 Sunday Night triumph at Minnesota (11/2), connected on 3-of-3 FGs, including a 27-yarder with 2:37 left that provided the eventual winning points...Hit on 2-of-3 FGs from 38 and 37 yards vs. San Francisco (11/23) as the 37-yarder gave him the team record for career FGs, topping Jacke's mark of 173...Against Detroit (9/14), punted twice in quick-kick situations, a 28-yarder to the Lions' 5 and a 30-yarder at Tampa Bay (11/16).

**2002** Alternate to the NFC Pro Bowl squad, he compiled 128 points...Made a personal-best 14 FGs in a row (3 shy of the team record) before missing on his 2nd attempt at rainy San Francisco (12/15)...Earned **NFC Special Teams Player of the Month** for September, hitting 9-of-10 FG attempts and scoring 39 points over the opening 4 games; opening-month success included a pair of 13-point efforts, a game-winner against Atlanta and a crucial, late field goal at Detroit (9/22)...Hit the 5th game-winning kick of his NFL career, a 34-yarder in OT of 37-34 win vs. Atlanta (9/8) in season opener...In win at Detroit (9/22), nailed FGs from 46, 34 and 47...Scored 16 points (1 shy of his career best) with 4 FGs and 4 PATs in 40-14 win over Detroit (Nov. 10)...Made FGs of 33 and 19 yards in 26-22, come-from-behind victory over Minnesota (12/8).

**2001** Became only the 6th player in Packers history to reach 500 points, in Monday Night victory vs. Washington (9/24), connecting on all 3 FG attempts plus 4 PATs...Tied team record with a 54-yard FG just before halftime at Tennessee (12/16)...Made 2 vital FGs in NFC Wild Card playoff win over San Francisco (1/13/02), a 26-yarder midway through the 3rd quarter, that gave Green Bay a 9-7 lead, and a 45 yarder with 7:00 remaining, put the Packers on top 18-15 in a 25-15 win.

**2000** Made 33 FGs to tie the Packer single-season record, set by Chester Marcol in 1972...His 86.84% success rate ranked 3rd in club annals, just under his own benchmark of 87.88%, achieved in 1998...Earned **All-NFC** recognition from *Football News*...Made all 32 PATs...His 131 points led NFC kickers and ranked 2nd in the NFL behind Matt Stover (135)...Became the 1st Packer to lead the NFC since Marcol in 1974...Set a team single-season mark for most points, no TDs, surpassing the 128 jointly held by Marcol (1972), Jacke (1993) and himself (1998)...Punted once for 30 yards in a quick-kick situation out of FG formation...In win at Arizona (9/ 24), scored a career-high 17 points; tied a team record with 5 FGs on 5-of-5 day...Registered 1st career game-winning FG to beat Philadelphia (9/17), a 38-yarder with :03 remaining, scoring all the points in a 6-3 win en route to **NFC Special Teams Player of the Week** honors...Hit a 35-yarder with :54 left to notch a 31-28 win over San Francisco (10/15)...His 3rd game-winner came in season finale vs. Tampa Bay (12/24), a 22-yarder in overtime for a 17-14 triumph...Had his 6th 4-FG game in 33-28, upset victory at Minnesota (12/17), garnering **NFC Special Teams Player of the Week**.

**1999** Finished with 113 points to lead the team in scoring and become the 1st player in club history to record 3 straight 100-point seasons...Earned **NFC Special Teams Player of the Week** for the 1st time after making a season-high 4 FGs (42, 49, 38, 43) in a 26-23 win over Tampa Bay (10/10); 3-of-4 either tied the game or gave his club the lead; scored a season-high 14 points in the win...Connected on all 4 FG attempts in gusty winds vs. Detroit (11/21), contributing to a 26-17 victory...Nailed a 50-yarder at Denver (10/17)...Converted a career-best 7 PATs in season finale vs. Arizona (1/2/00), 1 shy of Don Chandler's team mark...Punted vs. Detroit (11/21), when Aguiar was not able to finish contest; his 19-yard effort landed inside the 20.

**1998** Was the NFL's 4th-leading scorer among kickers with 128 points, 2nd in the NFC to Minnesota's Gary Anderson...Enjoyed 87.88% (29-of-33) on FG tries - the 2nd-best single-season percentage in team annals, behind only Jan Stenerud's 91.67%(22-of-24) in 1981...Became only 3rd Packer with back-to-back 100-point seasons, joining Hutson (1942-43) and Paul Hornung (1960-61)...Began season a perfect 12-of-12 on FGs, the best start in team history until he missed a 51-yarder at

## LONGWELL LIGHTS IT UP

One of the most accurate kickers in the NFL since entering the League as an unheralded rookie free agent in 1997, Ryan Longwell has left a lasting impression on the record book. Longwell has been the NFL's most accurate FG kicker over the past 2 seasons.

### NFL FIELD GOALS SINCE 1997

PLAYER	FGs
Matt Stover	344
<b>Ryan Longwell</b>	<b>339</b>
Adam Vinatieri	337

### NFL SCORING SINCE 1997

PLAYER	POINTS
<b>Ryan Longwell</b>	<b>1,583</b>
Adam Vinatieri	1,537
Jason Elam	1,504

### NFL FG PERCENTAGE LEADERS 2009-10

PLAYER	% (FGM/FGA)
<b>Ryan Longwell</b>	<b>93.5 (43-46)</b>
Neil Rackers	91.5 (43-47)

### NFL CAREER FG PERCENTAGE LEADERS (300+ ATTEMPTS)

PLAYER	% (FGM/FGA)
Matt Stover	83.7 (471-563)
<b>Ryan Longwell</b>	<b>83.5 (339-406)</b>
Phil Dawson	83.2 (252-303)
Adam Vinatieri	82.7 (364-440)

Pittsburgh (11/9)...Booted at least 1 FG in a team-record 14 consecutive games (8 in 1997, 6 in 1998).

**1997** Led team and ranked 3rd in NFC scoring with 120 points, the 2nd-highest rookie total in team annals...Of his 6 misses, 2 were blocked and 2 hit the uprights...Had 29-of-89 regular-season kickoffs reach the end zone, including 11 touchbacks (12.4 percent), as the Packers finished 3rd in NFL kickoff coverage...Turned in a stellar performance in the playoffs, hitting 6-of-7 FG attempts (85.7 percent) and 6-of-6 PAT tries, to lead the NFL's kickers in postseason scoring with 24 points...Was 3-of-3 on PATs and converted a 27-yard FG attempt in Super Bowl XXXII vs. Denver (1/25/98)...Connected on 3-of-4 FG tries in NFC Championship victory at San Francisco (1/11)...Earned a roster spot after Brett Conway suffered a quadriceps injury in pregame warmups at Oakland (8/8) in preseason action, making it necessary for the Packers to keep a 2nd kicker into the regular season...Originally signed by San Francisco as an undrafted free agent on 4/28/97, he was waived by the Niners 7/9/97 and claimed the next day by Green Bay.

**COLLEGE** A 4-year letterwinner (1993-96) at California, acting as both the punter and placekicker during his final 3 seasons...Was successful on 32-of-56 FG attempts and 81-of-85 PAT tries (including Aloha Bowl)...Had a 41.9-yard career punting average at Cal (including bowl games), good for 3rd place (tie) in Golden Bears' annals...As a senior, earned 1st-Team All-Pac 10 Conference honors as a punter and was voted 2nd-Team All-Pac-10 as a placekicker...Ranked 9th in the NCAA in 1996 with a 45.2-yard average on punts, the 2nd-best mark in Cal history...Booted a season-long, 72-yard punt against Navy in the Aloha Bowl...Was a Golden Bears tri-captain during the '96 campaign.

**PREP** Highly-rated kicking prospect coming out of Bend (OR) High...A 3-year letterman in football where he was All-Conference as a junior and senior...Served as backup QB as a senior...Was a standout 3rd baseman where he garnered all-conference honors as a junior and senior.

**LONGWELL'S NFL TOTALS**

**SCORING**

Year	GP	FG	FGA	Pct	Lg	Blk	XP	XPA	Pct	Blk	Pts
1997 (GB).....	16	24	30	80.0	50	2	48	48	1.00	0	120
<i>Playoffs.....</i>	<i>3</i>	<i>6</i>	<i>7</i>	<i>85.7</i>	<i>43</i>	<i>0</i>	<i>6</i>	<i>6</i>	<i>1.00</i>	<i>0</i>	<i>24</i>
1998 (GB).....	16	29	33	87.9	45	0	41	43	95.3	1	128
<i>Playoffs.....</i>	<i>1</i>	<i>2</i>	<i>3</i>	<i>66.7</i>	<i>37</i>	<i>0</i>	<i>3</i>	<i>3</i>	<i>1.00</i>	<i>0</i>	<i>9</i>
1999 (GB).....	16	25	30	83.3	50	3	38	38	1.00	0	113
2000 (GB).....	16	33	38	86.8	52	1	32	32	1.00	0	131
2001 (GB).....	16	20	31	64.5	54	1	44	45	97.8	1	104
<i>Playoffs.....</i>	<i>2</i>	<i>3</i>	<i>3</i>	<i>100.0</i>	<i>45</i>	<i>0</i>	<i>3</i>	<i>4</i>	<i>75.0</i>	<i>0</i>	<i>12</i>
2002 (GB).....	16	28	34	82.4	49	1	44	44	1.00	0	128
<i>Playoffs.....</i>	<i>1</i>	<i>0</i>	<i>2</i>	<i>0.00</i>	<i>--</i>	<i>0</i>	<i>1</i>	<i>1</i>	<i>1.00</i>	<i>0</i>	<i>1</i>
2003 (GB).....	16	23	26	88.5	50	0	51	51	1.00	0	120
<i>Playoffs.....</i>	<i>2</i>	<i>3</i>	<i>4</i>	<i>.750</i>	<i>31</i>	<i>0</i>	<i>5</i>	<i>5</i>	<i>1.00</i>	<i>0</i>	<i>14</i>
2004 (GB).....	16	24	28	85.7	53	0	48	48	1.00	0	120
<i>Playoffs.....</i>	<i>1</i>	<i>1</i>	<i>2</i>	<i>50.0</i>	<i>43</i>	<i>0</i>	<i>2</i>	<i>2</i>	<i>1.00</i>	<i>0</i>	<i>5</i>
2005 (GB).....	16	20	27	74.1	53	1	30	31	96.7	0	90
2006 (Minn).....	16	21	25	84.0	49	1	27	28	96.4	0	90
2007 (Minn).....	16	20	24	83.3	55	1	39	40	97.5	0	99
2008 (Minn).....	16	29	34	85.2	54	2	40	40	1.00	0	127
<i>Playoffs.....</i>	<i>1</i>	<i>0</i>	<i>0</i>	<i>0.0</i>	<i>--</i>	<i>0</i>	<i>2</i>	<i>2</i>	<i>1.00</i>	<i>0</i>	<i>2</i>
2009 (Minn).....	16	26	28	92.9	52	1	54	55	98.2	1	132
<i>Playoffs.....</i>	<i>2</i>	<i>2</i>	<i>2</i>	<i>100.0</i>	<i>28</i>	<i>0</i>	<i>4</i>	<i>4</i>	<i>100.0</i>	<i>0</i>	<i>14</i>
2010 (Minn).....	16	17	18	94.4	48	0	30	31	96.7	0	81
<b>Totals.....</b>	<b>224</b>	<b>339</b>	<b>406</b>	<b>83.5</b>	<b>55</b>	<b>12</b>	<b>566</b>	<b>574</b>	<b>98.6</b>	<b>3</b>	<b>1,583</b>
<i>Playoffs.....</i>	<i>13</i>	<i>17</i>	<i>23</i>	<i>73.9</i>	<i>45</i>	<i>0</i>	<i>26</i>	<i>27</i>	<i>96.8</i>	<i>0</i>	<i>81</i>

**FIELD GOALS**

Year	1-19	Pct	20-29	Pct	30-39	Pct	40-49	Pct	50+	Pct
1997 (GB).....	4/4	100.0	7/8	87.5	10/13	76.9	2/4	50.0	1/1	100.0
<i>Playoffs.....</i>	<i>1/1</i>	<i>100.0</i>	<i>3/3</i>	<i>100.0</i>	<i>1/1</i>	<i>100.0</i>	<i>1/2</i>	<i>50.0</i>	<i>0/0</i>	<i>0.0</i>
1998 (GB).....	1/1	100.0	6/6	100.0	13/15	86.7	9/10	90.0	0/1	0.0
<i>Playoffs.....</i>	<i>0/0</i>	<i>0.0</i>	<i>1/1</i>	<i>100.0</i>	<i>1/1</i>	<i>100.0</i>	<i>0/0</i>	<i>0.0</i>	<i>0/1</i>	<i>0.0</i>
1999 (GB).....	0/0	0.0	8/9	88.9	8/9	88.9	8/10	80.0	1/2	50.0
2000 (GB).....	0/0	0.0	7/8	87.5	10/10	100.0	13/15	86.7	3/5	60.0
2001 (GB).....	0/0	0.0	3/4	75.0	9/10	90.0	7/14	50.0	1/3	33.3
<i>Playoffs.....</i>	<i>0/0</i>	<i>0.0</i>	<i>2/2</i>	<i>100.0</i>	<i>0/0</i>	<i>0.0</i>	<i>1/1</i>	<i>100.0</i>	<i>0/0</i>	<i>0.0</i>
2002 (GB).....	1/1	100.0	8/9	88.9	12/13	92.3	7/10	70.0	0/1	0.0
<i>Playoffs.....</i>	<i>0/0</i>	<i>0.0</i>	<i>0/0</i>	<i>100.0</i>	<i>0/0</i>	<i>0.0</i>	<i>0/2</i>	<i>0.0</i>	<i>0/0</i>	<i>0.0</i>
2003 (GB).....	0/0	0.0	5/5	100.0	11/11	100.0	6/9	66.7	1/1	100.0
<i>Playoffs.....</i>	<i>0/0</i>	<i>0.0</i>	<i>2/2</i>	<i>100.0</i>	<i>1/1</i>	<i>100.0</i>	<i>0/1</i>	<i>0.0</i>	<i>0/0</i>	<i>0.0</i>
2004 (GB).....	0/0	0.0	8/8	100.0	8/9	88.9	6/8	75.0	2/3	66.7
<i>Playoffs.....</i>	<i>0/0</i>	<i>0.0</i>	<i>0/1</i>	<i>0.0</i>	<i>0/0</i>	<i>0.0</i>	<i>1/1</i>	<i>100.0</i>	<i>0/0</i>	<i>0.0</i>
2005 (GB).....	0/0	0.0	7/7	100.0	6/10	60.0	3/5	60.0	4/5	80.0
2006 (Minn).....	2/2	100.0	7/7	100.0	8/8	100.0	4/6	66.7	0/2	0.0
2007 (Minn).....	0/0	0.0	3/3	100.0	6/6	100.0	10/11	90.9	1/4	25.0
2008 (Minn).....	0/0	0.0	10/10	100.0	7/9	77.7	6/9	66.6	6/6	100.0
<i>Playoffs.....</i>	<i>0/0</i>	<i>0.0</i>	<i>0/0</i>	<i>0.0</i>	<i>0/0</i>	<i>0.0</i>	<i>0/0</i>	<i>0.0</i>	<i>0/0</i>	<i>0.0</i>
2009 (Minn).....	1/1	100.0	10/10	100.0	5/6	83.3	8/9	88.8	2/2	100.0
<i>Playoffs.....</i>	<i>0/0</i>	<i>0.0</i>	<i>2/2</i>	<i>100.0</i>	<i>0/0</i>	<i>0.0</i>	<i>0/0</i>	<i>0.0</i>	<i>0/0</i>	<i>0.0</i>
2010 (Minn).....	0/0	0.0	7/7	100.0	8/9	88.9	10/11	90.9	0/0	0.0
<b>Totals.....</b>	<b>9/9</b>	<b>100.0</b>	<b>96/101</b>	<b>95.0</b>	<b>121/138</b>	<b>87.7</b>	<b>91/122</b>	<b>74.6</b>	<b>22/36</b>	<b>61.1</b>
<i>Playoffs.....</i>	<i>1/1</i>	<i>100.0</i>	<i>10/11</i>	<i>90.9</i>	<i>3/3</i>	<i>100.0</i>	<i>3/7</i>	<i>42.8</i>	<i>0/1</i>	<i>0.0</i>

**SINGLE-GAME CAREER HIGHS**

- FG Attempts ..... 6..... vs. Indianapolis, 9/14/08
- FG Made ..... 5..... vs. Arizona, 9/24/00; vs. Indianapolis, 9/14/08
- Long FG ..... 55..... @ Chicago, 10/14/07
- PAT Attempts ..... 7..... vs. Arizona, 1/2/00; vs. New Orleans, 10/9/05
- PAT Made ..... 7..... vs. Arizona, 1/2/00; vs. New Orleans, 10/9/05
- Kickoff Touchbacks ..... 2..... 5 times, last @ Carolina, 10/3/05
- Points ..... 17..... vs. Arizona, 9/24/00
- Punts ..... 2..... @ Tampa Bay, 11/16/03
- Punting Yards ..... 49..... @ Tampa Bay, 11/16/03
- Long Punt ..... 30..... @ Tampa Bay, 11/16/03
- Punts inside the 20 ..... 2..... @ Tampa Bay, 11/16/03

**SINGLE-GAME CAREER HIGHS (PASSING)**

- Pass Attempts ..1..... vs. Carolina, 9/17/06
- Completions ..... 1..... vs. Carolina, 9/17/06
- Passing Yards ..16..... vs. Carolina, 9/17/06
- Passing TDs ..... 1..... vs. Carolina, 9/17/06 (16 yds to R. Owens)

## CAREER PUNTING TOTALS

Year	No	Yds	Avg	Ret.	Yds	Net	TB	IN20	LG
1999	1	19	19.0	0	0	19.0	0	1	19
2000	1	30	30.0	0	0	10.0	1	0	30
2003	2	58	29.0	0	0	19.0	1	1	30
2006	1	27	27.0	0	0	27.0	0	1	27
<b>Totals</b>	<b>5</b>	<b>134</b>	<b>26.8</b>	<b>0</b>	<b>0</b>	<b>26.8</b>	<b>2</b>	<b>3</b>	<b>30</b>

## LONGWELL'S 50 YARDERS (22)

DATE	FG	FINAL
9/2/97 @ Detroit	50	W 20-10
10/17/99 @ Denver	50	L 10-31
10/8/00 @ Detroit	51	L 24-31
10/29/00 @ Miami	51	L 20-28
11/12/00 @ Tampa Bay	52	L 15-20
12/16/01 @ Tennessee	54	L 20-26
10/5/03 vs. Kansas City	50	L 34-40
10/11/04 @ Tennessee	53	L 27-48
10/17/04 @ Detroit	50	W 38-10
9/11/05 @ Detroit	50	L 3-17
10/23/05 @ Minnesota	53	L 20-23
11/13/05 @ Atlanta	53, 51	W 33-25
10/14/07 @ Chicago	55	W 34-31
9/14/08 vs. Indianapolis	53	L 15-18
10/6/08 @ New Orleans	53	W 30-27
11/9/08 vs. Green Bay	54	W 28-27
11/12/08 @ Jacksonville	54	W 30-12
12/7/08 @ Detroit	50	W 20-16
12/28/08 vs. NY Giants	50	W 20-19
9/27/09 vs. San Francisco	52	W 27-24
11/29/09 vs. Chicago	52	W 36-10

## LONGWELL'S GAME WINNERS

DATE	FG	TIME	FINAL
12/27/98 @ Detroit	50	9:49	16-13
9/17/00 vs. Philadelphia	38	0:03	6-3
10/15/00 vs. San Francisco	35	0:54	31-28
12/24/00 vs. Tampa Bay	22	6:31 OT	17-14
11/14/04 vs. Minnesota	33	0:00	34-31
11/21/04 @ Houston	46	0:00	16-13
12/12/04 vs. Detroit	23	0:02	16-13
12/24/04 @ Minnesota	29	0:00	34-31
12/11/05 vs. Detroit	28	5:17 OT	16-13
9/11/06 @ Washington	31	1:00	19-16
9/17/06 vs. Carolina	19	7:25 OT	16-13
10/14/07 @ Chicago	55	0:00	34-31
10/6/08 @ New Orleans	30	0:13	30-27
10/12/08 vs. Detroit	38	0:09	12-10
12/28/08 vs. NY Giants	50	0:00	20-19
10/18/09 vs. Baltimore	31	1:56	33-31
10/17/10 vs. Dallas	38	4:03	24-21
11/7/10 vs. Arizona	35	9:42 OT	27-24

## FINE FROM FIFTY

Ryan Longwell ranks among the NFL all-time leaders in 50-yard FG accuracy at 61.1% and his 22 long-range FGs are tied for 8th in NFL history entering 2011.

### NFL CAREER 50+ YARD FGs

PLAYER	50+ FGs
1. Jason Hanson	45 (45-83)
2t. Morten Andersen	40 (40-84)
2t. John Kasay	40 (39-78)
4. Jason Elam	39 (39-65)
5. Sebastian Janikowski	29 (29-56)
6. Josh Brown	28 (28-41)
7. Jeff Wilkins	26 (26-36)
<b>8t. Ryan Longwell</b>	<b>22 (22-36)</b>
8t. Nick Lowery	22 (22-49)
8t. Neil Rackers	22 (22-43)

## CLUTCH KICKING

Ryan Longwell tied the Vikings record for career game-winning kicks and can take sole ownership of the team record in 2011, only his 6th season with the club.

### VIKINGS CAREER GAME-WINNING FGs

PLAYER	GAME WINNERS
1t. Fred Cox	9
1t. <b>Ryan Longwell</b>	<b>9</b>
3. Fuad Revez	6

### VIKINGS GAME-WINNING FGs IN A SEASON

PLAYER	GAME WINNERS
1t. <b>Ryan Longwell, 2008</b>	<b>3</b>
1t. Paul Edinger, 2005	3
1t. Benny Ricardo, 1983	3

## NFC SPECIAL TEAMS PLAYER OF THE MONTH HONORS

September 2002

October 2004

December 2004

## NFC SPECIAL TEAMS PLAYER OF THE WEEK HONORS

	PAT	FG	PTS	FGs (missed)
10/10/99 vs. Tampa Bay	2-2	4-5	14	42, 49, 38, 43 (45)
9/17/00 vs. Philadelphia	0-0	2-3	6	(40), 37, 38
12/17/00 @ Minnesota	3-3	4-4	15	34, 35, 43, 36
12/7/03 vs. Chicago	2-2	4-4	14	24, 38, 35, 45
11/21/04 @ Houston	1-1	3-4	10	(49), 23, 39, 46
9/17/06 vs. Carolina	1-1	3-4	10	26, 22, (51B), 19
12/28/08 vs. NY Giants	2-2	2-2	8	48, 50

**LONGWELL'S CAREER GAME-BY-GAME**

1997	GREEN BAY	PAT	FG	PTS	FGs (missed)
9/1	Chicago	3-3	3-3	12	38, 36, 29
9/7	@Philadelphia	0-0	3-4	9	22, 18, 27,(28)
9/14	Miami	2-2	3-3	11	26, 24, 39
9/21	Minnesota	5-5	1-1	8	34
9/28	@Detroit	0-0	3-3	9	36, 19, 50
10/5	Tampa Bay	3-3	0-1	3	(47B)
10/12	@Chicago	3-3	1-1	6	37
10/27	@New England	4-4	0-0	4	
11/2	Detroit	2-2	2-2	8	23, 44
11/9	St. Louis	2-2	1-1	5	44
11/16	@Indianapolis	5-5	1-1	8	18
11/23	Dallas	6-6	1-2	9	(34),32
12/1	@Minnesota	3-3	2-3	9	30, (35), 19
12/7	@Tampa Bay	2-2	1-2	5	(31B), 27
12/14	@Carolina	4-4	1-1	7	31
12/20	Buffalo	4-4	1-2	7	(45), 35
<b>TOTALS</b>	<b>48/48</b>	<b>24/30</b>	<b>120</b>	<b>50lg</b>	

**PLAYOFFS**

1/4/98	Tampa Bay	1-1	0-0	1	21, 32
1/11/98	@San Francisco	3-3	3-4	12	19, (47), 43, 25
1/25/98	Denver (SB XXXII)	3-3	1-1	6	27

1998	GREEN BAY	PAT	FG	PTS	FGs (missed)
9/6	Detroit	5-5	1-1	8	32
9/13	Tampa Bay	2-2	3-3	11	38, 27, 20
9/20	@Cincinnati	1-1	2-2	7	30, 35
9/27	@Carolina	4-5	1-1	7	41
10/5	Minnesota	3-3	1-1	6	40
10/15	@Detroit	2-2	2-2	8	28, 40
10/25	Baltimore	4-4	0-0	4	
11/1	San Francisco	4-4	2-2	10	26, 45
11/09	@Pittsburgh	0-0	2-3	6	(51), 42, 37
11/15	@NY Giants	4-4	3-5	13	(39), 39, 24, 31, (48)
11/22	@Minnesota	2-2	0-0	2	
11/29	Philadelphia	3-3	1-1	6	33
12/07	@Tampa Bay	1-1	3-3	10	33, 36, 35
12/13	Chicago	2-2	4-4	14	35, 43, 40, 24
12/20	Tennessee	3-3	3-3	12	38, 40, 40
12/27	@Chicago	1-2	1-2	4	(39), 18
<b>TOTALS</b>	<b>41/43</b>	<b>29/33</b>	<b>128</b>	<b>45lg</b>	

**PLAYOFFS**

1/3/99	@San Francisco	3-3	2-3	9	23, (50),37
--------	----------------	-----	-----	---	-------------

1999	GREEN BAY	PAT	FG	PTS	FGs (missed)
9/12	Oakland	4-4	0-0	4	
9/19	@Detroit	1-1	2-2	7	45, 24
9/26	Minnesota	2-2	3-3	11	28, 35, 34
10/10	Tampa Bay (45)	2-2	4-5	14	42, 49, 38, 43,
10/17	@Denver	1-1	1-1	4	50
10/24	@San Diego	4-4	1-1	7	46
11/1	Seattle	1-1	0-1	1	(50B)
11/7	Chicago	1-1	2-3	7	37, 36, (28B)
11/14	@Dallas	1-1	2-3	7	38, (44B), 31
11/21	Detroit	0-0	4-4	12	23, 33, 45, 31
11/29	@San Francisco	2-2	2-3	8	(30), 23, 22
12/2	@Chicago	5-5	0-0	5	
12/12	Carolina	4-4	1-1	7	40
12/20	@Minnesota	2-2	2-2	8	26, 22
12/26	@Tampa Bay	1-1	1-1	4	46
1/2/00	Arizona	7-7	0-0	7	
<b>TOTALS</b>	<b>38/38</b>	<b>25/30</b>	<b>113</b>	<b>50lg</b>	

2000	GREEN BAY	PAT	FG	PTS	FGs (missed)
9/3	NY Jets	1-1	3-3	10	45, 42, 42
9/10	@Buffalo	1-1	1-1	4	24
9/17	Philadelphia	0-0	2-3	6	(40), 37, 38
9/24	@Arizona	2-2	5-5	17	38, 47, 48, 37, 22
10/1	Chicago	3-3	1-1	6	42
10/8	@Detroit	1-1	3-3	10	44, 51, 31
10/15	San Francisco	4-4	1-1	7	35
10/29	@Miami	2-2	2-3	8	51, (53), 48
11/6	Minnesota	2-2	2-2	8	24, 31

11/12	@Tampa Bay	0-0	3-4	9	52, (53),42,45
11/19	Indianapolis	3-3	1-2	6	42, (28B)
11/27	@Carolina	2-2	0-0	2	
12/03	@Chicago	4-4	0-0	4	
12/10	Detroit	2-2	3-4	11	22, 27, (45), 45
12/17	@Minnesota	3-3	4-4	15	34, 35, 43, 36
12/24	Tampa Bay	2-2	1-1	5	22
<b>TOTALS</b>	<b>32/32</b>	<b>33/38</b>	<b>131</b>	<b>52lg</b>	

2001	GREEN BAY	PAT	FG	PTS	FGs (missed)
9/9	@ Detroit	4-4	0-1	4	(48)
9/24	Washington	4-4	3-3	13	28, 32, 30
9/30	Carolina	2-2	2-3	8	42, 46, (37)
10/7	@ Tampa Bay	1-1	1-1	4	35
10/14	Baltimore	4-4	1-2	7	33, 47
10/21	@ Minnesota	1-1	0-2	1	(51), (42)
11/4	Tampa Bay	3-3	0-1	3	(41)
11/11	@ Chicago	2-2	2-2	8	40, 31
11/18	Atlanta	2-2	2-2	8	39, 45
11/22	@ Detroit	3-3	2-2	9	46, 39
12/3	@ Jacksonville	4-4	0-2	4	(52), (29B)
12/9	Chicago	2-2	1-2	5	(41), 27
12/16	@Tennessee	2-2	2-2	8	33, 54
12/23	Cleveland	3-4	1-2	6	39, (45)
12/30	Minnesota	3-3	1-1	6	24
1/6/02	@NY Giants	4-4	2-3	10	(45), 44, 43
<b>TOTALS</b>	<b>44-45</b>	<b>20-31</b>	<b>104</b>	<b>54lg</b>	

**PLAYOFFS**

1/13/02	San Francisco	2-3	2-2	8	26, 4
1/20 /02	@St. Louis	2-2	1-1	5	28

2002	GREEN BAY	PAT	FG	PTS	FGs (missed)
9/08	Atlanta	4-4	3-4	13	28, (42), 42, 34
9/15	@New Orleans	2-2	2-2	8	27, 36
9/22	@ Detroit	4-4	3-3	13	46, 34, 47
9/29	Carolina	2-2	1-1	5	30
10/7	@ Chicago	4-4	2-5	10	49, (28), (36), 35, (50)
10/13	@New England	4-4	0-1	4	(42)
10/20	Washington	3-3	3-3	12	36, 41, 28
11/04	Miami	3-3	1-1	6	27
11/10	Detroit	4-4	4-4	16	30, 40, 36, 33
11/17	@ Minnesota	3-3	0-0	3	
11/24	@Tampa Bay	1-1	0-0	1	
12/01	Chicago	3-3	3-3	12	21, 31, 27
12/08	Minnesota	2-2	2-2	8	33, 19
12/15	@ San Francisco	2-2	2-3	8	48, (42), 33
12/22	Buffalo	1-1	1-1	4	33
12/29	@NY Jets	2-2	1-1	5	23
<b>TOTALS</b>	<b>44-44</b>	<b>28-34</b>	<b>128</b>	<b>49lg</b>	

**PLAYOFFS**

1/4/03	Atlanta	1-1	0-2	1	(47), (44)
--------	---------	-----	-----	---	------------

2003	GREEN BAY	PAT	FG	PTS	FGs (missed)
9/07	Minnesota	2-2	1-1	5	27
9/14	Detroit	4-4	1-1	7	46
9/21	@Arizona	1-1	2-2	7	40, 40
9/29	@Chicago	5-5	1-1	8	34
10/5	Seattle	5-5	0-0	5	
10/12	Kansas City	4-4	2-2	10	50, 41
10/19	@St. Louis	3-3	1-1	6	33
11/02	@Minnesota	3-3	3-3	12	21, 43, 27
11/10	Philadelphia	2-2	0-1	2	(45)
11/16	@Tampa Bay	2-2	2-2	8	31, 33
11/23	San Francisco	2-2	2-3	8	38, (49), 37
11/27	@Detroit	2-2	0-0	2	
12/7	Chicago	2-2	4-4	14	24, 38, 35, 45
12/14	@San Diego	5-5	1-1	8	32
12/22	@Oakland	5-5	2-2	11	31, 27
12/28	Denver	4-4	1-2	7	33, (40)
<b>TOTALS</b>	<b>51/51</b>	<b>23/26</b>	<b>120</b>	<b>50lg</b>	

**PLAYOFFS**

1/4/03	Seattle	3-3	2-2	9	31, 27, 47
1/11/03	@ Philadelphia	3-3	1-1	6	21



2004	GREEN BAY	PAT	FG	PTS	FGs (missed)
9/13	Carolina	3-3	1-1	6	41
9/19	Chicago	1-1	1-2	4	25, (45)
9/26	@Indianapolis	4-4	1-2	7	38, (52)
10/3	NY Giants	1-1	0-0	1	
10/11	Tennessee	3-3	2-2	9	39, 53
10/17	@Detroit	5-5	1-1	8	50
10/24	Dallas	5-5	2-2	11	26, 40
10/31	@Washington	2-2	2-2	8	37, 39
11/4	Minnesota	4-4	2-2	10	43, 33
11/21	@Houston	1-1	3-4	10	(49), 23, 39, 46
11/29	St. Louis	6-6	1-1	9	27
12/5	@Philadelphia	2-2	1-1	5	40
12/12	Detroit	1-1	3-3	10	36, 28, 23
12/19	Jacksonville	2-2	1-2	5	35, (31)
12/24	@Minnesota	4-4	2-2	10	42, 29
1/2/05	@Chicago	4-4	1-1	7	20
<b>TOTALS</b>	<b>48/48</b>	<b>24/28</b>	<b>120</b>	<b>53lg</b>	

PLAYOFFS					
1/9/05	Minnesota	2-2	1-2	5	43, (28)

2005	GREEN BAY	PAT	FG	PTS	FGs (missed)
9/11	@Detroit	0-0	1-1	3	50
9/18	Cleveland	3-3	1-1	6	34
9/25	Tampa Bay	1-2	1-2	4	(42), 32
10/3	@Carolina	1-1	0-0	1	
10/9	New Orleans	7-7	1-1	10	26
10/23	@Minnesota	2-2	2-4	8	(53), 53, (42), 39
10/30	@Cincinnati	2-2	0-0	2	
11/6	Pittsburgh	1-1	1-2	4	40, (31)
11/13	@Atlanta	3-3	4-4	15	46, 23, 53, 51
11/21	Minnesota	2-2	1-1	5	46
11/27	@Philadelphia	2-2	0-0	2	
12/4	@Chicago	1-1	0-0	1	
12/11	Detroit	1-1	3-4	10	36, (38b), 39, 28
12/19	@Baltimore	0-0	1-1	3	27
12/25	Chicago	2-2	1-3	5	(38), (39), 26
1/1/06	Seattle	2-2	3-3	11	26, 32, 28
<b>Totals</b>	<b>30/31</b>	<b>20/27</b>	<b>90</b>	<b>53lg</b>	

2006	MINNESOTA	PAT	FG	PTS	FGs (missed)
9/11	@Washington	1-1	2-3	7	46, (54), 31
9/18	Carolina	1-1	3-4	10	26, 22, (51b), 19
9/24	Chicago	1-1	3-3	10	31, 26, 41
10/1	@ Buffalo	0-0	2-2	6	37, 49
10/8	Detroit	2-3	2-2	8	26, 20
10/22	@ Seattle	4-4	1-2	7	33, (46)
10/30	New England	1-1	0-0	1	
11/5	@ San Francisco	0-0	1-1	3	21
11/12	Green Bay	2-2	1-1	5	34
11/19	@ Miami	2-2	2-2	8	35, 19
11/26	Arizona	3-3	1-1	6	40
12/3	@ Chicago	1-1	2-7	23	30
12/10	@ Detroit	3-3	1-1	6	30
12/17	NY Jets	1-1	0-1	1	(49)
12/21	@ Green Bay	1-1	0-0	1	
12/31	St. Louis	3-3	0-0	3	
<b>Totals</b>	<b>27/28</b>	<b>21/25</b>	<b>90</b>	<b>49lg</b>	

2007	MINNESOTA	PAT	FG	PTS	FGs (missed)
9/9	Atlanta	3-3	1-1	6	49
9/16	@ Detroit	2-2	1-2	5	32, (52)
9/23	@ Kansas City	1-1	1-1	4	22
9/30	Green Bay	1-1	3-3	10	44, 35, 48
10/14	@ Chicago	4-4	2-2	10	48, 55
10/21	@ Dallas	2-2	0-1	2	(48b)
10/28	Philadelphia	1-1	3-3	10	39, 32, 48
11/4	San Diego	5-5	0-1	5	(57)
11/11	@ Green Bay	0-0	0-0	0	
11/18	Oakland	3-3	2-2	9	30, 38
11/25	@ NY Giants	5-5	2-2	11	46, 26
12/2	Detroit	6-6	0-0	6	
12/9	@ San Francisco	3-3	2-2	9	48, 46
12/17	Chicago	0-1	2-2	6	42, 48
12/23	Washington	3-3	0-1	9	(53)

12/30	@ Denver	0-0	1-1	3	22
<b>Totals</b>		<b>39-40</b>	<b>20-24</b>	<b>99</b>	<b>55lg</b>

2008	MINNESOTA	PAT	FG	PTS	FGs (missed)
9/8	@ Green Bay	1-1	2-2	7	37, 27
9/14	Indianapolis	0-0	5-6	15	45, 27, 53, 46, 28, (48)
9/21	Carolina	2-2	2-2	8	28, 32
9/28	@ Tennessee	2-2	1-2	5	42, (48)
10/6	@ New Orleans	3-3	3-3	12	53, 33, 30
10/12	Detroit	1-1	1-2	4	(38b), 26
10/19	@ Chicago	5-5	2-2	11	42, 23
11/2	Houston	4-4	0-0	4	
11/9	Green Bay	3-3	1-2	9	54, (47)
11/16	@ Tampa Bay	1-1	2-2	7	43, 37
11/23	@ Jacksonville	3-3	3-3	12	54, 32, 22
11/30	Chicago	4-4	2-2	10	23, 27
12/7	@ Detroit	2-2	2-2	8	35, 50
12/14	@ Arizona	5-5	0-1	5	(34b)
12/21	Atlanta	2-2	1-1	5	29
12/28	NY Giants	2-2	2-2	8	48, 50
<b>Totals</b>		<b>40-40</b>	<b>29-34</b>	<b>127</b>	<b>54lg</b>

PLAYOFFS					
1/4/09	Philadelphia	2-2	0-0	2	

2009	MINNESOTA	PAT	FG	PTS	FGs (missed)
9/13	@ Cleveland	4-4	2-2	10	21, 37
9/20	@ Detroit	3-3	2-2	9	26, 46
9/27	San Francisco	3-3	2-3	9	40, 52 (44b)
10/5	Green Bay	4-4	0-0	4	
10/11	@ St. Louis	5-5	1-1	8	47
10/18	Baltimore	3-3	4-4	15	40, 22, 29, 31
10/25	@ Pittsburgh	2-2	1-1	5	18
11/1	@ Green Bay	5-5	1-1	8	41
11/15	Detroit	3-3	2-2	9	22, 35
11/22	Seattle	5-5	0-0	5	
11/29	Chicago	3-3	3-3	12	52, 37, 20
12/6	@ Arizona	2-2	1-1	5	25
12/13	Cincinnati	3-3	3-3	12	41, 23, 44
12/20	@ Carolina	1-1	0-1	1	(39)
12/28	@ Chicago	3-4	1-1	6	41
1/3/10	NY Giants	5-5	3-3	14	36, 24, 27
<b>Totals</b>		<b>54-55</b>	<b>26-28</b>	<b>132</b>	<b>52lg</b>

PLAYOFFS					
1/17/10	Dallas	4-4	2-2	10	23, 28
1/24/10	@ New Orleans	4-4	0-0	4	

2010	MINNESOTA	PAT	FG	PTS	FGs (missed)
9/9	@ New Orleans	0-1	1-1	3	41
9/19	Miami	1-1	1-1	4	28
9/26	Detroit	3-3	1-1	6	31
10/11	@ NY Jets	2-2	0-0	2	
10/17	Dallas	3-3	1-1	6	38
10/24	@ Green Bay	3-3	1-1	6	28
10/31	@ New England	1-1	1-1	4	24
11/7	Arizona	3-3	2-2	9	21, 35
11/14	@ Chicago	1-1	2-3	7	36, (39lu), 33
11/21	vs. Green Bay	0-0	1-1	3	24
11/28	@ Washington	2-2	1-1	5	31
12/5	Buffalo	5-5	1-1	8	38
12/13	NY Giants	0-0	1-1	3	21
12/20	Chicago	2-2	0-0	2	
12/28	@ Philadelphia	3-3	1-1	6	30
1/2/11	@ Detroit	1-1	2-2	7	27, 48
<b>Totals</b>		<b>30-31</b>	<b>17-18</b>	<b>81</b>	<b>48lg</b>

2010	MINNESOTA	PAT	FG	PTS	FGs (missed)
1/17/10	Dallas	4-4	2-2	10	23, 28
1/24/10	@ New Orleans	4-4	0-0	4	



5

## DONOVAN McNABB

**Quarterback**  
**6-2, 240**  
**13th NFL Season**  
**1st with Vikings**

**Syracuse**  
**Trade (Wash.) for 2011**  
**DOB: 11-25-76**  
**Chicago, IL**


**GAMES/STARTS (regular season, playoffs)** 1999 (12/6-Phil), 2000 (16/16, 2/2-Phil), 2001 (16/16, 3/3-Phil), 2002 (10/10, 2/2-Phil), 2003 (16/16, 2/2-Phil), 2004 (15/15, 3/3-Phil), 2005 (9/9-Phil), 2006 (10/10-Phil), 2007 (14/14-Phil), 2008 (16/16, 3/3-Phil), 2009 (14/14, 1/1-Phil), 2010 (13/13-Wash). **Total**-161/155, 16/16 (148/142/16/16-Phil, 13/13-Wash).

- Was the #2 overall pick in the 1999 Draft by Philadelphia.
- Ranks 3rd in NFL history with an interception percentage of 2.2, throwing only 115 INTs in 5,218 attempts and 4th in NFL career TD/INT ratio with a 2-1 mark, 230 TDS and 115 INTs.
- Enters the 2011 season with a career 97-57-1 record as a starter.

**OFF THE FIELD** McNabb is active in the community through the Donovan McNabb Fund (DMF), established in 2000. Its primary focus is diabetes awareness and prevention, but also focuses on children and education. Some of his annual events are hosting camps for diabetic children, clinics for aspiring football players, and providing for children in need at Thanksgiving and Christmas. Through his Foundation and Family donations, Donovan has provided support for construction to Virtua Hospital's NICU (Voorhees, NJ), Mary's Center (Washington, DC) and both the Men's Football program and Woman's Basketball program at Syracuse....His parents, Sam and Wilma, are active with charitable work and bringing a family setting to pro football through their involvement with NFL Father's Association and NFL Mother's Association...Donovan and Wilma have appeared in several Campbell's Chunky Soup commercials...Married to Raquel, the couple has 4 children- Alexis, twins Sariah and Donovan, Jr., and Devin...In 2002 he became the youngest person elected to the Syracuse University Board of Trustees...Earned degree in speech communications from Syracuse with a minor in African American studies...Served as a backup guard on the Syracuse basketball team for 2 seasons (1995-96 and '96-97), falling to Kentucky in the national title game in 1996...Teammates in high school with Simeon Rice and Antoine Walker at Mt. Carmel...Started the Donovan McNabb Golden Arm Scholarship for students at Mt. Carmel, selecting winners based on the essays they submit...For more information, visit [DonovanMcNabb.com](http://DonovanMcNabb.com).

**HONORS** Named to **Pro Bowl** squad in 2000, 2001, 2002, 2003, 2004 and 2009...Named **NFC Offensive Player of the Week** at Washington (11/26/00), at Cleveland (12/10/00), vs. Dallas (9/22/02), vs. NY Giants (11/16/03), vs. Green Bay (12/5/04)...Named **NFL Playoffs Offensive Player of the Week** at Chicago (1/19/02), vs. Green Bay (1/11/04), vs. Minnesota (1/16/05)...Earned **NFC Offensive Player of the Month** for September 2002, November 2003, September 2005.

**PRO** Highly decorated QB during his career, ranks as the leading career passer in Philadelphia history...Guided Philadelphia to NFC East titles in 2001 (11-5), 2002 (12-4), 2003 (12-4), 2004 (13-3) and 2006 (10-6)...Helped Eagles to the playoffs 7 times in his 11 seasons and was sidelined by injury during an 8th playoff season during the 2006 campaign...Led Eagles to Super Bowl XXXIX against New England following the 2004 season...His career-best 104.7 passer rating in 2004



ranks as the 21st-highest in a season in NFL history and 17th best since the 1970 AFL-NFL merger...Led Philadelphia past Minnesota in a pair of playoff games in the 2004 NFC Divisional Round and the 2008 NFC Wild Card Round...During the 2004 season he became the 1st QB in NFL history to throw 30+ TDs with less than 10 INTs in a season...Ran for the final TD at the old Soldier Field in his hometown of Chicago in the Divisional Playoff win over the Bears as the stadium underwent massive renovations the following season. The game marked his 1st start in the venerable stadium since the 1995 City High School Championship game...Led Eagles to 5 NFC Championship Games and 92 wins during his tenure...Set an NFL record with 24 consecutive completions over a 2-game span in 2004 when he ended game at NY Giants (11/28/04) with 10 straight completions and opened following game vs. Green Bay (12/5/04) with 14 straight completions...Traded from Philadelphia to Washington on 4/4/10 in exchange for the Redskins' 2nd-round pick (#37) and a pick in 2011.

**2010** Started 13 games for Washington and helped Redskins post the #8 passing offense in the NFL and helped WR Santana Moss rank #4 in the NFL with 94 catches and rank #10 in the NFL in receiving yardage at 1,115...Helped Chris Cooley rank #2 in the NFL among TEs with 77 catches...Led Washington to a 17-12 win at Philadelphia (10/3), his 1st game against his former Eagles teammates...Guided team to 7th win at Tennessee (11/21), giving Redskins their 5th win of the season, topping the 4 wins overall from 2009...Threw for his 3rd career 400-yard day in his 2nd game as a Redskin vs. Houston (9/19) with 426 yards and notched his season-best 119.0 passer

rating...Threw for 300+ yards in wins vs. Green Bay (10/10) with 357 and at Tennessee (11/21) with 376...Notched 100.7 passer rating vs. Tampa Bay (12/12).

**2009** Started all 14 games he played and helped the Eagles advance to Wild Card playoffs against Dallas...Selected to 6th career Pro Bowl...Notched 3rd-best passing yards of his career with 3,553 and registered his 3rd-best passer rating at 92.9... Earned Pro Bowl honors...Had 6 games with a passer rating of 100+ points...Missed a pair of games with rib injury, returning to start vs. Tampa Bay (10/11), where he threw for 264 yards and 3 TDs with a 157.2 passer rating, the 2nd-best single-game rating of his career...Had season-best 450 yards at San Diego (11/15), his 2nd career 400-yard day.

**2008** Helped Eagles to 9-6-1 mark and advanced to 5th career NFC Championship game, facing Arizona on the road... Led Arizona on an impressive playoff run, entering field at the NFC's #6 seed he led club to 26-14 win at Minnesota in Wild Card round and 23-11 win at NY Giants in Divisional Round before falling 32-25 at Arizona in NFC title game...Set Philadelphia single-season records in passing yards (3,916), completions (345) and attempts (571)...Set career-high in playoff passing yards with 375 in NFC title game at Arizona (1/18/09)...Became the 8th QB in NFL history to break the 3,000-yard career rushing mark in game vs. Atlanta (10/26)... Passed Ron Jaworski on Eagles career TD passing list with 20-yard pass to Correll Buckhalter vs. Pittsburgh (9/21), his 176 career scoring toss...Set career-high with 58 pass attempts at Cincinnati (11/16) in a game that ended in a 13-13 tie, the 17th time since the NFL adopted the overtime rule in 1974 that a game ended in a tie and the last time a game has ended tied.

**2007** Started all 14 games he played, leading team to an 8-6 mark...Missed games at New England (11/25) and vs. Seattle (12/2) with injuries, but came back to start the final 4 games, going 3-1...Notched 2nd-best mark of his career with 61.5% completion rate and a career-low interception percentage at 1.5 (7 INTs in 473 attempts)...Named the starting QB on the Eagles' 75th anniversary team as voted by fans...Posted 4 games with a passer rating of 100+, including career-high 158.3 vs. Detroit (9/23), the 1st Eagles QB to post a perfect passer rating...Started 100th career game vs. Washington (9/17)... Had a pair of 4-TD passing game, vs. Detroit (9/23) and at Washington (11/11).

**2006** Started opening 10 games of season before suffering season-ending torn ACL vs. Tennessee (11/19)...Was enjoying strong start to season before the injury, ranking 2nd in the NFL in passing yards and TDs in the opening 9 weeks...Had a passer rating of 90+ in 7 of his 10 games and broke the 100-point plateau in 5 of the games...Ran for career-high 2 TDs vs. Green Bay (10/2)...Earned FedEx Air Player of the Week for game vs. Dallas (10/8) when he threw for 354 yards and 2 TDs and at Houston (9/10) in the season opener when he tossed 3 TDs and had 314 yards in the air in his return to the field after missing the final 7 games of the 2005 season with sports hernia.

**2005** Had promising season cut short after 9 games when he re-aggravated a sports hernia in game at Dallas (11/14)... Was ranked #1 in the NFL in passing attempts (357), 2nd in yards (2,507), 2nd in completions (211) and tied for 3rd in TDs (16) entering Dallas game...Earned NFC Offensive Player of the Month for September, the 3rd time in his career being honored...Tossed career-long 91-yard TD to Terrell Owens at Denver (10/30)...Tied career-best with 35 completions in comeback win vs. San Diego (10/23)...Became the 1st Eagles QB to pass for 300+ yards in 3 straight games- vs. San Francisco (9/18), vs. Oakland (9/25) and at Kansas City (10/2)...Earned FedEx Air Player of the Week vs. Oakland (9/25) with 365 yards and 2 TDs...Aggravated sports hernia injury vs. Dallas (11/14) and

was inactive the following week at NY Giants (11/20), going on injured reserve 11/22. Originally diagnosed with injury on 9/27, but continued to play.

**2004** Led Eagles to Super Bowl XXXIX against New England after a 13-3 regular season campaign, a Philadelphia franchise record for victories...Earned 5th straight Pro Bowl berth... Topped Minnesota in Divisional Round and Atlanta in NFC Championship game en route to Super Bowl...Posted career-highs in passing yards (3,875), TDs (31), completion percentage (64.0%) and passer rating (104.7)...Became 1st NFL QB to throw for 30+ TDs and less than 10 INTs in a season...Had 4 games with 4 TDs passing and a 5-TD day during the regular season...Had passer rating of 100+ in 10 games, including both NFC Playoff games...Notched 94.6 passer rating in playoffs... Threw for 357 yards in Super Bowl on 30-of-51 passing... Named NFC Offensive Player of the Week for game vs. Green Bay (12/5) after throwing for Eagles-record 464 yards and 5 TDs...Named NFL Offensive Player of the Week for playoff game vs. Minnesota (1/16/05) in Divisional Round...Tossed 4 TD passes in consecutive games at Dallas (11/15) and vs. Washington (11/21).

**2003** Guided Eagles to a 12-4 mark in his 16 starts and advanced to NFC Championship game vs. Carolina...Selected to Pro Bowl...Rallied Eagles to a comeback win over Green Bay in Divisional Playoffs, 20-17 in OT, coming back from a 14-0 deficit in the 1st quarter and setting a then-NFL record for rushing yards by a QB in a playoff game with 107 yards on the ground and threw for 248 and 2 TDs...Named NFC Offensive Player of the Month in November after Eagles went 5-0 in a month for the 1st time in club history...Had streak of 127 passes without an INT...Had 5 games with a passer rating of 100+ points.

**2002** Started 10 games in regular season before being sidelined for the final 6 contests with broken ankle suffered vs. Arizona (11/17)...Earned Pro Bowl honors...Came back to pilot team in playoffs, winning Divisional Round game vs. Atlanta (1/11/03) before falling in NFC title game vs. Tampa Bay (1/19/03)...Went 7-3 as a starter in regular season as Eagles won NFC East...Notched 3 games during regular season with a passer rating of 100+ and again in Divisional Round game vs. Atlanta...Tied career-best with 6 rushing TDs...Threw for 4 TDs and 255 yards with season-high 132.1 passer rating vs. Arizona before injury...Was replaced at QB by A.J. Feeley for final 5 regular season games...Started final game played at venerable Veteran's Stadium in NFC Championship game vs. Tampa Bay.

**2001** Guided Eagles to 1st NFC East title of his tenure with a 11-5 mark in his 16 starts...Led team to NFC Championship game at St. Louis (1/27/02) after wins over Tampa Bay in Wild Card round and at Chicago in Divisional Round...Earned 2nd Pro Bowl berth of his career...Posted 5 games with a passer rating of 100+...Threw 25 TD passes, a career-best at the time...Had 82 rushing attempts and 482 yards on the ground, both the 2nd-most of his career.

**2000** Took over as full-time starter in his 2nd season and led team to 11-5 mark, earning Wild Card playoff berth where the host Eagles topped Tampa Bay and advanced to NFC Divisional Round at eventual NFC Champion NY Giants...Broke Eagles record for attempts with 569, a mark he would later break in 2008...Made plays with his legs and arm, rushing for 629 yards and 6 TDs on 86 attempts...Ran for 125 yards in win at Washington (11/26), the most rushing yards by an NFL QB since Chicago's Bobby Douglass had 127 in 1972...Was named NFC Offensive Player of the Week for the 1st time in his career for performance at Washington...Played in 1st prime time game in ESPN Sunday Night game vs. Atlanta (10/1) and posted 1st career 300-yard game.

**1999** Started 6 of the final 7 games of his rookie season...Won 1st career start vs. Washington (11/14)...Became the Eagles' 1st rookie QB to win their 1st start since Mike Boryla in 1971... Made regular season debut in 2nd half of game vs. Tampa Bay (9/19)...Threw 1st career TD on 6-yard pass to Chad Lewis vs. Indianapolis (11/21)...Replaced Doug Pederson as the starting QB...Selected with the #2 overall pick in the 1999 Draft in Andy Reid's 1st season as head coach of the club.

**COLLEGE** Ended Syracuse career as one of the most decorated players in school history...Named Big East Offensive Player of the Year 3 times, 1996-98, and was recognized as conference Offensive Player of the Decade for the 1990s...Named 1st-Team All-Big East each of his 4 seasons...Named Big East Rookie of the Year in 1995...Set school and conference records for career TD passes (77) and combined rushing/passing TDs (96)...Posted 33-12 record as Syracuse starter...Led team to Orange Bowl vs. Florida as a senior...Threw for 8,389 yards to rank 2nd in school history...Set school mark with 9,950 total offensive yards... Set school single-season mark with 2,892 yards passing as a junior...Threw school-record 96-yard TD pass against West Virginia as a freshman in 1995...Redshirted in 1994.

**PREP** Standout in football and basketball at Chicago's Mt. Carmel High...Teammates on football team with future NFL star Simeon Rice and on basketball team with Antoine Walker...Named to Parade All-America football team as a senior.

### TDs UP, INTs DOWN

Donovan McNabb ranks among the NFL's all-time best at keeping a good TD to INT ratio. He enters 2011 with a 2-to-1 margin, good for 4th in NFL history among QBs throwing for a minimum of 200 TDs.

#### CAREER TD/INT RATIO AMONG NFL QUARTERBACKS (min. 200 TDs)

PLAYER	TDs/INTs/RATIO
Tom Brady	261/103/2.53
Steve Young	232/107/2.17
Peyton Manning	399/198/2.02
<b>Donovan McNabb</b>	<b>230/115/2.00</b>
Joe Montana	273/139/1.96

### WINNERS CIRCLE

Donovan McNabb is poised to become only the 12th QB in NFL history to post 100+ career wins. He enters 2011 with a 97-57-1 regular season record, the 3rd-most among active players and 14th all-time. The elite 11-members 100-win club includes 8 Pro Football Hall of Famers and 3 others, Brett Favre, Peyton Manning and Tom Brady, who are certain to be enshrined.

#### CAREER WINS BY NFL QUARTERBACKS

PLAYER	RECORD
Brett Favre	186-122
John Elway	148-82-1
Dan Marino	147-93
Peyton Manning	141-67
Fran Tarkenton	124-109-6
Johnny Unitas	118-64-4
Joe Montana	117-47
Tom Brady	111-32
Terry Bradshaw	107-51
Warren Moon	102-101
Jim Kelly	101-59
Dave Krieg	98-77
Drew Bledsoe	98-95
<b>Donovan McNabb</b>	<b>97-57-1</b>

### McNABB CLIMBING

Known for his accuracy and limiting turnovers throughout his career, Donovan McNabb has the 3rd-best INT % in NFL history. He enters 2011 ranked #22 in career TD passes and 15th in career passing yards.

#### NFL ALL-TIME INTERCEPTION PERCENTAGE LEADERS

PLAYER	INT %
Aaron Rodgers (1,611 att/32 int)	2.0
Neil O'Donnell (3,229 att/68 int)	2.1
<b>Donovan McNabb (5,218 att/115 int)</b>	<b>2.2</b>
Tom Brady (4,710 att/103 int)	2.2

#### NFL CAREER TOUCHDOWN PASSING LEADERS

PLAYER	TDs
Brett Favre	508
Dan Marino	420
Peyton Manning	399
Fran Tarkenton	342
John Elway	300
Warren Moon	291
Johnny Unitas	290
Vinny Testaverde	275
Joe Montana	273
Tom Brady	261
Dave Krieg	261
Sonny Jurgensen	255
Dan Fouts	254
Drew Bledsoe	251
Boomer Esiason	247
John Hadl	244
Len Dawson	239
Jim Kelly	237
George Blanda	236
Drew Brees	235
Steve Young	232
<b>Donovan McNabb</b>	<b>230</b>
John Brodie	214
Terry Bradshaw	212
Y.A. Tittle	212

#### NFL CAREER PASSING YARDAGE LEADERS

PLAYER	YARDS
Brett Favre	71,838
Dan Marino	61,361
Peyton Manning	54,828
John Elway	51,475
Warren Moon	49,325
Fran Tarkenton	47,003
Vinny Testaverde	46,233
Drew Bledsoe	44,611
Dan Fouts	43,040
Joe Montana	40,551
Kerry Collins	40,441
Johnny Unitas	40,239
Dave Krieg	38,147
Boomer Esiason	37,920
<b>Donovan McNabb</b>	<b>36,250</b>
Jim Kelly	35,467
Drew Brees	35,266

### RAMBLIN' MAN

Donovan McNabb has made plays consistently with his legs as well as his arm. He enters 2011 ranked 7th in NFL history for rushing yards among QBs.

#### CAREER RUSHING YARDS BY NFL QUARTERBACKS

PLAYER	YARDS/TDs
Randall Cunningham	4,928/35
Michael Vick	4,630/32
Steve Young	4,239/43
Fran Tarkenton	3,674/32
Steve McNair	3,590/37
John Elway	3,407/33
<b>Donovan McNabb</b>	<b>3,400/28</b>

**McNABB'S NFL TOTALS**

**PASSING**

Year	GP/GS	Att.	Comp.	Pct.	Yards	Yds/Att	TD	INT	LG	Sk/Yds	Rating
1999 (Phil).....	12/6	216	106	49.1	948	4.4	8	7	63t	28/204	60.1
2000 (Phil).....	16/16	569	330	58.0	3,365	5.9	21	13	70t	45/262	77.8
<i>Playoffs</i> .....	2/2	74	44	59.5	342	4.6	3	2	25	8/51	73.1
2001 (Phil).....	16/16	493	285	57.8	3,233	6.6	25	12	64t	39/273	84.3
<i>Playoffs</i> .....	3/3	95	60	63.2	627	6.6	5	3	43	8/46	86.6
2002 (Phil).....	10/10	361	211	58.4	2,289	6.3	17	6	59t	28/166	86.0
<i>Playoffs</i> .....	2/2	79	46	58.2	490	6.2	1	1	42	4/31	75.4
2003 (Phil).....	16/16	478	275	57.5	3,216	6.7	16	11	59	43/253	79.6
<i>Playoffs</i> .....	2/2	61	31	50.8	348	5.7	2	3	45	12/77	58.6
2004 (Phil).....	15/15	469	300	64.0	3,875	8.3	31	8	80	32/192	104.7
<i>Playoffs</i> .....	3/3	110	68	61.8	823	7.5	7	3	52	7/46	94.6
2005 (Phil).....	9/9	357	211	59.1	2,507	7.0	16	9	91t	19/112	85.0
2006 (Phil).....	10/10	316	180	57.0	2,647	8.4	18	6	87t	21/140	95.5
<i>Playoffs</i> .....	<i>injured reserve</i>										
2007 (Phil).....	14/14	473	291	61.5	3,324	7.0	19	7	75t	44/227	89.9
2008 (Phil).....	16/16	571	345	60.4	3,916	6.9	23	11	90t	23/149	86.4
<i>Playoffs</i> .....	3/3	121	73	60.3	892	7.4	5	4	71t	5/35	83.1
2009 (Phil).....	14/14	443	267	60.3	3,553	8.0	22	10	60t	35/264	92.9
<i>Playoffs</i> .....	1/1	37	19	51.4	230	6.2	1	1	27	4/22	68.5
2010 (Wash).....	13/13	472	275	58.3	3,377	7.2	14	15	76	37/271	77.1
<b>Totals</b> .....	<b>161/155</b>	<b>5,218</b>	<b>3,076</b>	<b>58.9</b>	<b>36,250</b>	<b>6.9</b>	<b>230</b>	<b>115</b>	<b>91t</b>	<b>394/2,513</b>	<b>85.7</b>
<i>Playoffs</i> .....	<b>16/16</b>	<b>577</b>	<b>341</b>	<b>59.1</b>	<b>3,752</b>	<b>6.5</b>	<b>24</b>	<b>17</b>	<b>71t</b>	<b>48/308</b>	<b>80.0</b>

Record as Starter (regular/playoffs): 97-57-1/9-7; 2-4 in 1999, 11-5/1-1 in 2000, 11-5/2-1 in 2001, 7-3/1-1 in 2002, 12-4/1-1 in 2003, 13-2/2-1 in 2004, 4-5 in 2005, 5-5 in 2006, 8-6 in 2007, 9-6-1/2-1 in 2008, 10-4/0-1 in 2009, 5-8 in 2010.

**RUSHING**

Year	Att.	Yards	Avg.	LG	TD	SINGLE-GAME CAREER HIGHS
1999.....	47	313	6.7	27	0	Attempts.....58.....@ Cincinnati, 11/16/08
2000.....	86	629	7.3	54	6	Completions.....35.....vs. San Diego, 10/23/05;
<i>Playoffs</i> .....	13	49	3.8	11	1	.....@ San Diego, 11/15/09
2001.....	82	482	5.9	33	2	Passing Yards.....464.....vs. Green Bay, 12/5/04
<i>Playoffs</i> .....	16	120	7.5	39	2	Passing TDs.....5.....vs. Green Bay, 12/5/04;
2002.....	63	460	7.3	40t	6	.....vs. San Francisco, 9/18/05
<i>Playoffs</i> .....	7	41	5.9	19	0	Long Pass.....91t.....@ Denver, 10/30/05
2003.....	71	355	5.1	34	3	Highest QB Rating.....158.3.....vs. Detroit, 9/23/07
<i>Playoffs</i> .....	13	117	9.0	41	0	Rushing Attempts.....12.....@ Jacksonville, 10/6/02
2004.....	41	220	5.4	28	3	Rushing Yards.....125.....@ Washington, 11/26/00
<i>Playoffs</i> .....	14	35	2.5	8	0	Long Rush.....54.....@ Washington, 11/26/00
2005.....	25	55	2.2	11	1	Rushing TDs.....2.....vs. Green Bay, 10/12/06
2006.....	32	212	6.6	37	3	
2007.....	50	236	4.7	40	0	
2008.....	39	147	3.8	17	2	
<i>Playoffs</i> .....	7	47	6.7	21	1	
2009.....	37	140	3.8	27	2	
<i>Playoffs</i> .....	2	13	6.5	8	0	
2010.....	29	151	5.2	36	0	
<b>Totals</b> .....	<b>602</b>	<b>3,400</b>	<b>5.6</b>	<b>54</b>	<b>28</b>	
<i>Totals</i> .....	<b>72</b>	<b>422</b>	<b>5.9</b>	<b>41</b>	<b>4</b>	

KICKOFF  
EXECUTIVES  
STAFF  
COACHES  
PLAYERS  
ROOKIES  
2010 SEASON  
RECORDS  
PLAYOFF RECORDS  
HISTORY  
EXTRA POINTS

McNABB'S TOUCHDOWNS

GAME	Play
vs. Indianapolis, 11/21/99	6 pass to C. Lewis
@ Washington, 11/28/99	3 pass, 26 pass to L. Broughton
@ Arizona, 12/5/99	11 pass to C. Lewis, 29 pass to D. Douglas
vs. St. Louis, 1/2/00	63 pass to T. Small, 3 pass to D. Staley, 5 pass to C. Lewis
@ Dallas, 9/3/00	1 pass to J. Thomason, 3 run
vs. NY Giants, 9/10/00	15 run, 7 pass to C. Lewis
@ New Orleans, 9/24/00	16 pass to C. Lewis, 21 pass to C. Johnson
vs. Atlanta, 10/1/00	11 pass to C. Johnson, 70 pass to T. Small
vs. Washington, 10/8/00	30 pass to C. Johnson, 8 pass to N. Brown
@ Arizona, 10/15/00	3 run, 9 pass to C. Lewis
vs. Chicago, 10/22/00	3 pass to J. Thomason
@ NY Giants, 10/29/00	25 pass to C. Johnson
vs. Dallas, 11/5/00	23 pass to D. Autry
@ Pittsburgh, 11/12/00	2 pass to J. Thomason, 13 pass to B. Mitchell
vs. Arizona, 11/19/00	1 pass to J. Thomason, 7 run
@ Washington, 11/26/00	3 pass to J. Thomason, 21 run
vs. Tennessee, 12/3/00	2 run
@ Cleveland, 12/10/00	24 pass to T. Small, 8 pass to T. Small, 11 pass, 38 pass to C. Johnson
vs. Cincinnati, 12/24/00	39 pass to C. Johnson
vs. Tampa Bay, 12/31/00*	5 run, 5 pass to N. Brown, 2 pass to J. Thomason
@ NY Giants, 1/7/01*	10 pass to T. Small
vs. St. Louis, 9/9/01	1 pass, 8 pass to C. Martin
@ Seattle, 9/23/01	64 pass, 23 pass to J. Thrash, 3 run
vs. Dallas, 9/30/01	10 pass, 17 pass to C. Lewis, 10 pass to T. Pinkston
vs. Arizona, 10/7/01	13 pass, 2 pass to T. Pinkston
@ NY Giants, 10/22/01	18 pass to J. Thrash
@ Arizona, 11/4/01	8 pass, 54 pass to J. Thrash
vs. Minnesota, 11/11/01	14 pass, 12 run, 17 pass to J. Thrash, 4 pass to M. Bartrum
@ Dallas, 11/18/01	2 pass to C. Lewis
@ Kansas City, 11/29/01	46 pass to D. Staley, 1 pass to T. Stewart
vs. San Diego, 12/9/01	1 pass to C. Lewis, 8 pass to D. Staley
@ Washington, 12/16/01	4 pass to F. Mitchell, 62 pass to T. Pinkston
vs. NY Giants, 12/30/01	5 pass to C. Lewis, 67 pass to J. Thrash, 7 pass to C. Lewis
vs. Tampa Bay, 1/12/02*	16 pass to C. Lewis, 23 pass to D. Staley
@ Chicago, 1/19/02*	13 pass to C. Martin, 6 pass to D. Staley, 5 run
@ St. Louis, 1/27/02*	12 pass to T. Pinkston, 3 run
@ Tennessee, 9/8/02	18 pass to J. Thrash, 7 pass to D. Staley, 7 pass to C. Lewis
@ Washington, 9/16/02	8 run, 2 pass to J. Thomason, 39 pass to J. Thrash
vs. Dallas, 9/22/02	35 pass to J. Thrash, 2 run, 59 pass to Freeman, 2 pass to T. Pinkston
vs. Houston, 9/29/02	38 pass to J. Thrash
@ Jacksonville, 10/6/02	4 pass to C. Lewis, 4 run, 8 pass to Freeman
vs. Tampa Bay, 10/20/02	42 pass to T. Pinkston, 1 run
vs. NY Giants, 10/28/02	40 run
@ Chicago, 11/3/02	5 run
vs. Indianapolis, 11/10/02	2 pass to J. Thomason
vs. Arizona, 11/17/02	2 pass to J. Thrash, 3 pass to D. Levens, 27 pass to T. Pinkston, 9 pass to D. Staley
vs. Atlanta, 1/11/03*	35 pass to J. Thrash
vs. Washington, 10/5/03	4 pass to J. Ritchie
@ Dallas, 10/12/03	52 pass to D. Staley
vs. NY Jets, 10/26/03	4 pass to J. Ritchie
@ Atlanta, 11/2/03	37 pass to F. Mitchell
@ Green Bay, 11/10/03	1 run, 6 pass to T. Pinkston
vs. NY Giants, 11/16/03	29 pass, 5 pass to B. Westbrook
vs. New Orleans, 11/23/03	2 pass to J. Ritchie
@ Carolina, 11/30/03	10 pass to T. Tapeh
vs. Dallas, 12/7/03	16 pass to B. Westbrook, 5 pass to D. Staley, 6 pass to L.J. Smith
@ Miami, 12/15/03	1 run
vs. San Francisco, 12/21/03	19 pass to T. Pinkston
@ Washington, 12/27/03	3 pass to C. Lewis, 1 run, 8 pass to F. Mitchell, 11 pass to C. Buckhalter
vs. Green Bay, 1/11/04	7 pass to D. Staley, 12 pass to T. Pinkston
vs. NY Giants, 9/12/04	20 pass, 3 pass to T. Owens, 14 pass to L.J. Smith, 12 pass to T. Owens
vs. Minnesota, 9/20/04	11 pass to L.J. Smith, 20 run, 45 pass to T. Owens
@ Detroit, 9/26/04	1 run, 29 pass to T. Owens, 1 pass to M. Bartrum
@ Chicago, 10/3/04	11 pass to T. Owens
@ Cleveland, 10/24/04	10 pass to C. Lewis, 39 pass, 40 pass to T. Owens, 2 pass to L.J. Smith
vs. Baltimore, 10/31/04	11 pass to T. Owens
@ Dallas, 11/15/04	59 pass, 27 pass to T. Owens, 59 pass to T. Pinkston, 16 pass to T. Owens
vs. Washington, 11/21/04	2 pass to C. Lewis, 10 pass to T. Owens, 1 pass, 14 pass to B. Westbrook
@ NY Giants, 11/28/04	4 run, 34 pass to T. Pinkston
vs. Green Bay, 12/5/04	41 pass to T. Owens, 9 pass, 41 pass to B. Westbrook, 6 pass to L.J. Smith, 12 pass to B. Westbrook
@ Washington, 12/12/04	2 pass to L.J. Smith
vs. Dallas, 12/19/04	2 pass to C. Lewis



@ St. Louis, 12/27/04	7 pass to F. Mitchell
vs. Minnesota, 1/16/05*	2 pass to F. Mitchell, 7 pass to B. Westbrook
vs. Atlanta, 1/23/05*	3 pass, 2 pass to C. Lewis
vs. New England, 2/6/05*	6 pass to L.J. Smith, 10 pass to B. Westbrook, 30 pass to G. Lewis
@ Atlanta, 9/12/05	9 pass to B. Westbrook
vs. San Francisco, 9/18/05	68 pass to T. Owens, 6 pass to L.J. Smith, 42 pass to T. Owens, 2 pass to B. Westbrook, 6 pass to G. Lewis
vs. Oakland, 9/25/05	4 pass to T. Owens, 5 pass to B. Westbrook
@ Kansas City, 10/2/05	7 pass to T. Owens, 3 pass to M. Bartrum, 1 pass to L.J. Smith
vs. San Diego, 10/23/05	4 pass to T. Owens
@ Denver, 10/30/05	1 pass to L.J. Smith, 91 pass to T. Owens, 14 pass to B. Westbrook
@ Washington, 11/6/05	56 pass to R. Brown
vs. Dallas, 11/14/05	2 run
@ Houston, 9/10/06	42 pass to Stallworth, 5 pass to R. Brown, 31 pass to B. Westbrook
vs. NY Giants, 9/17/06	20 pass to Stallworth, 23 pass to R. Brown
@ San Francisco, 9/24/06	4 pass to B. Westbrook, 1 pass to L.J. Smith
vs. Green Bay, 10/2/06	6 run, 45 pass to G. Lewis, 30 pass to G. Lewis, 15 run
vs. Dallas, 10/8/06	1 run, 87 pass to H. Baskett, 40 pass to R. Brown
@ New Orleans, 10/15/06	60 pass to R. Brown, 4 pass to L.J. Smith
@ Tampa Bay, 10/22/06	12 pass to T. Tapeh, 7 pass to R. Brown, 52 pass to B. Westbrook
vs. Washington, 11/12/06	84 pass to Stallworth, 55 pass to C. Buckhalter
@ Green Bay, 9/9/07	9 pass to J. Avant
vs. Detroit, 9/23/07	68 pass, 12 pass, 43 pass to K. Curtis, 43 pass to B. Westbrook
@ NY Jets, 10/14/07	75 pass to K. Curtis
vs. Chicago, 10/21/07	13 pass to M. Schobel
@ Minnesota, 10/28/07	6 pass to B. Westbrook
vs. Dallas, 11/4/07	10 pass to H. Baskett
@ Washington, 11/11/07	4 pass to B. Westbrook, 8 pass to L.J. Smith, 45 pass to R. Brown, 57 pass to B. Westbrook
vs. NY Giants, 12/9/07	18 pass to B. Westbrook
@ Dallas, 12/16/07	1 pass to R. Brown
@ New Orleans, 12/23/07	31 pass to R. Brown, 9 pass to G. Lewis, 7 pass to K. Curtis
vs. Buffalo, 12/30/07	2 pass to B. Celek
vs. St. Louis, 9/7/08	1 pass to B. Westbrook, 5 pass to L.J. Smith, 90 pass to H. Baskett
@ Dallas, 9/15/08	6 pass to B. Westbrook
vs. Pittsburgh, 9/21/08	20 pass to C. Buckhalter
@ Chicago, 9/28/08	22 pass to D. Jackson
@ San Francisco, 10/12/08	2 pass to H. Baskett, 2 pass to L.J. Smith
vs. Atlanta, 10/26/08	3 run
@ Seattle, 11/2/08	22 pass to R. Brown, 1 pass to T. Herremans
vs. NY Giants, 11/9/08	10 pass to J. Avant, 7 pass to H. Baskett, 2 pass to K. Curtis
@ Cincinnati, 11/16/08	4 pass to L.J. Smith
vs. Arizona, 11/27/08	5 pass, 2 pass to B. Westbrook, 5 pass to D. Jackson, 8 pass to J. Avant
@ NY Giants, 12/7/08	40 pass to B. Westbrook
vs. Cleveland, 12/15/08	14 pass to K. Curtis, 10 pass to G. Lewis
vs. Dallas, 12/28/08	1 run, 4 pass to C. Buckhalter, 1 pass to B. Celek
@ Minnesota, 1/4/09*	71 pass to B. Westbrook
@ NY Giants, 1/11/09*	1 run, 1 pass to B. Celek
@ Arizona, 1/18/09*	6 pass to B. Celek, 31 pass to B. Celek, 62 pass to D. Jackson
@ Carolina, 9/13/09	9 pass to B. Celek, 4 pass to B. Westbrook, 3 run
vs. Tampa Bay, 10/11/09	51 pass to J. Maclin, 20 pass to L. Weaver, 40 pass to J. Maclin
@ Washington, 10/26/09	57 pass to D. Jackson
vs. NY Giants, 11/1/09	17 pass to B. Celek, 54 pass to D. Jackson, 23 pass to J. Maclin
vs. Dallas, 11/8/09	11 pass to B. Celek
@ San Diego, 11/15/09	5 pass to J. Maclin, 6 pass to B. Celek
@ Chicago, 11/22/09	13 pass to J. Avant, 48 pass to D. Jackson
vs. Washington, 11/29/09	35 pass to D. Jackson
@ Atlanta, 12/6/09	4 pass to L. Weaver
@ NY Giants, 12/13/09	8 pass to B. Celek, 60 pass to D. Jackson
vs. San Francisco, 12/20/09	19 pass to D. Jackson, 8 run
vs. Denver, 12/27/09	2 pass to D. Jackson, 47 pass to B. Celek, 15 pass to J. Avant
@ Dallas, 1/9/10*	4 pass to D. Jackson
vs. Houston, 9/19/10	22 pass to C. Cooley
@ St. Louis, 9/26/10	21 pass to S. Moss
@ Philadelphia, 10/3/10	31 pass to C. Cooley
vs. Green Bay, 10/10/10	48 pass to A. Armstrong
vs. Indianapolis, 10/17/10	8 pass to K. Williams
@ Chicago, 10/24/10	24 pass to S. Moss
@ Detroit, 10/31/10	6 pass to R. Torrian
vs. Philadelphia, 11/15/10	3 pass to D. Young, 6 pass to K. Williams
@ Tennessee, 11/21/10	5 pass to S. Moss
vs. Minnesota, 11/28/10	10 pass to F. Davis
@ NY Giants, 12/5/10	33 pass to A. Armstrong
vs. Tampa Bay, 12/12/10	1 pass to L. Paulsen, 6 pass to S. Moss

## McNABB CLIMBING

Donovan McNabb has notched wins against 29 of the NFL's 32 teams and during his career with Philadelphia and Washington he enjoyed success against his NFC East foes, going 36-25 against his Division. McNabb posted a 18-6 mark against teams in the NFC North.

### McNABB VS. THE NFL (REGULAR SEASON & PLAYOFFS)

TEAM	W-L
Dallas	12-9
Washington	12-7
NY Giants	11-8
Atlanta	6-1
Chicago	6-2
Arizona	5-3
Green Bay	5-2
Minnesota	5-1
Tampa Bay	5-4
San Francisco	4-2
Carolina	3-1
New Orleans	3-1
Cleveland	3-0
Detroit	2-1
St. Louis	2-4
Seattle	2-0
Kansas City	2-0
San Diego	2-1
NY Jets	2-0
Miami	2-0
Buffalo	2-0
Pittsburgh	2-1
Houston	2-1
Cincinnati	1-0-1
Baltimore	1-1
Tennessee	1-3
Oakland	1-2
Denver	1-1
Philadelphia	1-1
Indianapolis	0-3
New England	0-2
Jacksonville	0-2

## TOUCHDOWN TARGETS

Donovan McNabb has thrown his 254 (including playoffs) TDs to 44 players during his career, hitting Brian Westbrook with 30 scoring passes to lead the group.

Brian Westbrook	30
Terrell Owens	20
Chad Lewis	21
L.J. Smith	16
James Thrash	15
Todd Pinkston	12
Brent Celek	11
DeSean Jackson	11
Reggie Brown	10
Duce Staley	10
Jeff Thomason	8
Kevin Curtis	7
Charles Johnson	7
Greg Lewis	6
Jason Avant	5
Hank Baskett	5
Freddie Mitchell	5
Torrence Small	5
Correll Buckhalter	4
Jeremy Maclin	4
Santana Moss	4
Mike Bartrum	3
Cecil Collins	3
Jon Ritchie	3
Donte Stallworth	3
Anthony Armstrong	2
Luther Broughton	2
Na Brown	2
Chris Cooley	2
Antonio Freeman	2
Leonard Weaver	2
Keiland Williams	2
Darnell Autry	1
Fred Davis	1
Dameane Douglas	1
Todd Herremans	1
Dorsey Levens	1
Brian Mitchell	1
Logan Paulsen	1
Matt Schobel	1
Tony Stewart	1
Thomas Tapeh	1
Reggie Torrian	1
Darrell Young	1

### McNABB VS. THE NATIONAL FOOTBALL LEAGUE (REGULAR SEASON)

TEAM	G	Att/Cmp	Yards	PASSING		
				TD/INT	Rtg	
Arizona	7	225/153	1,633	16/5	103.4	
Atlanta	5	181/108	1,371	5/2	88.0	
Baltimore	2	51/26	278	1/2	57.5	
Buffalo	3	81/53	552	1/1	84.0	
Carolina	4	90/50	538	3/4	65.9	
Chicago	8	245/150	1,585	7/7	77.7	
Cincinnati	2	98/51	537	2/4	58.1	
Cleveland	3	114/77	1,056	10/2	118.9	
Dallas	20	641/352	4,122	26/13	79.7	
Denver	2	69/32	605	6/3	88.1	
Detroit	3	98/67	947	7/1	118.9	
Green Bay	6	217/119	1,609	10/3	88.3	
Houston	3	115/76	999	5/2	100.6	
Indianapolis	3	128/75	692	3/4	68.2	
Jacksonville	2	82/46	391	2/0	76.8	
Kansas City	2	74/51	638	5/2	106.7	
Miami	2	38/18	270	0/3	38.3	
Minnesota	4	128/82	1,012	7/1	103.4	
New England	1	46/18	186	0/2	33.4	
New Orleans	4	124/79	991	8/1	106.6	
NY Giants	19	549/318	3,757	26/8	88.6	
NY Jets	2	58/39	419	2/2	85.3	
Oakland	3	125/64	767	2/1	72.3	
Philadelphia	2	50/25	420	3/4	65.4	
Pittsburgh	3	114/65	518	3/2	70.0	
San Diego	3	153/92	958	5/4	78.3	
Seattle	2	80/52	632	4/1	100.6	
San Francisco	6	195/125	1,694	11/6	97.7	
St. Louis	5	148/90	1,124	10/4	95.7	
Tampa Bay	7	163/95	1,095	9/5	84.3	
Tennessee	4	130/72	905	4/4	74.7	
Washington	19	608/356	3,949	27/12	84.5	

**CAREER GAME-BY-GAME \*STARTS (W-L are for games started)**

1999 PHILADELPHIA	Att	Cmp	Yds	Pct	TD	INT	Lg	Sk/Yds	Rtg	Rush	Yds	TD	W-L
9/19 ..... Tampa Bay	11	4	26	36.4	0	0	9	6/42	44.9	5	38	0	
9/26 ..... @ Buffalo	11	6	34	54.5	0	0	11	0/0	60.4	1	10	0	
10/3 ..... @ NY Giants	7	3	38	42.9	0	0	14	4/22	60.4	1	13	0	
10/17 ..... @ Chicago	0	0	0	0.0	0	0	0	0/0	--	0	0	0	
10/31 ..... NY Giants	2	1	0	50.0	0	0	0	0/0	56.3	0	0	0	
11/7 ..... @ Carolina	20	8	68	40.0	0	1	15	2/9	28.8	3	21	0	
11/14 ..... Washington*	21	8	60	38.1	0	0	12	3/22	46.3	9	49	0	W
11/21 ..... Indianapolis*	36	19	165	52.8	1	2	33	4/47	51.3	3	13	0	L
11/28 ..... @ Washington*	28	16	172	57.1	2	0	28	2/16	99.1	8	71	0	L
12/5 ..... @ Arizona*	31	19	157	61.3	2	1	29t	1/9	82.3	9	67	0	L
12/12 ..... @ Dallas*	17	7	49	41.2	0	1	19	3/14	24.4	3	24	0	L
1/2/00 ..... St. Louis*	32	15	179	46.9	3	2	63t	3/23	69.7	5	7	0	W
<b>TOTALS</b>	<b>216</b>	<b>106</b>	<b>948</b>	<b>49.1</b>	<b>8</b>	<b>7</b>	<b>63t</b>	<b>28/204</b>	<b>60.1</b>	<b>47</b>	<b>313</b>	<b>0</b>	

2000 PHILADELPHIA	Att	Cmp	Yds	Pct	TD	INT	Lg	Sk/Yds	Rtg	Rush	Yds	TD	W-L
9/3 ..... @ Dallas*	28	16	130	57.1	1	2	26	1/11	51.2	5	29	1	W
9/10 ..... NY Giants*	33	19	214	57.6	1	0	31	3/33	87.2	5	45	1	L
9/17 ..... @ Green Bay*	31	15	118	48.4	0	1	20	5/32	44.8	3	20	0	L
9/24 ..... @ New Orleans*	32	20	222	62.5	2	0	30	3/21	103.9	7	23	0	W
10/1 ..... Atlanta*	44	30	311	68.2	2	1	70t	1/4	94.0	6	61	0	W
10/8 ..... Washington*	34	17	186	50.0	2	2	30t	2/8	61.6	5	39	0	W
10/15 ..... @ Arizona*	34	24	226	70.6	1	0	59	3/7	98.4	7	35	1	L
10/22 ..... Chicago*	35	22	207	62.9	1	1	37	1/6	76.7	5	25	0	W
10/29 ..... @ NY Giants*	31	10	129	32.3	1	1	26	4/9	43.6	3	42	0	L
11/5 ..... Dallas*	41	23	228	56.1	1	2	23t	0/0	59.8	5	58	0	W
11/12 ..... @ Pittsburgh*	55	26	213	47.3	2	0	26	3/11	69.7	5	27	0	W
11/19 ..... Arizona*	34	25	217	73.5	1	1	30	3/13	87.5	5	29	1	W
11/26 ..... @ Washington*	30	19	137	63.3	1	1	27	4/19	71.1	11	125	1	W
12/3 ..... Tennessee*	31	18	239	58.1	0	0	45	5/33	82.6	7	39	1	L
12/10 ..... @ Cleveland*	36	23	390	63.9	4	0	52	5/40	137.5	3	12	0	W
12/24 ..... Cincinnati*	40	23	198	57.5	1	1	39t	2/15	68.6	4	20	0	W
<b>TOTALS</b>	<b>569</b>	<b>330</b>	<b>3,365</b>	<b>58.0</b>	<b>21</b>	<b>13</b>	<b>70t</b>	<b>45/262</b>	<b>77.8</b>	<b>86</b>	<b>629</b>	<b>6</b>	

**PLAYOFFS**

12/31 ..... Tampa Bay*	33	24	161	72.7	2	1	25	2/10	90.6	8	32	1	W
1/7/01 ..... @ NY Giants*	41	20	181	48.8	1	1	21	6/41	59.1	5	17	0	L

2001 PHILADELPHIA	Att	Cmp	Yds	Pct	TD	INT	Lg	Sk/Yds	Rtg	Rush	Yds	TD	W-L
9/9 ..... St. Louis*	48	32	312	66.7	2	1	27	5/35	89.9	9	48	0	L
9/23 ..... @ Seattle*	37	24	283	64.9	2	0	64t	5/41	106.0	5	16	1	W
9/30 ..... Dallas*	28	14	162	50.0	3	0	44	2/17	103.6	4	19	0	W
10/7 ..... Arizona*	29	19	280	65.5	2	1	56	2/19	105.5	3	24	0	L
10/22 ..... @ NY Giants*	26	15	154	57.7	1	1	23	4/30	71.6	6	35	0	W
10/28 ..... Oakland*	27	12	133	44.4	0	0	29	4/16	59.6	6	30	0	L
11/4 ..... @ Arizona*	33	19	238	57.6	2	1	54t	3/19	87.7	4	26	0	W
11/11 ..... Minnesota*	29	19	223	65.5	3	0	20	1/8	123.2	3	37	1	W
11/18 ..... @ Dallas*	32	16	129	50.0	1	1	24	0/0	57.9	4	24	0	W
11/25 ..... Washington*	27	15	92	55.6	0	0	13	0/0	62.6	3	39	0	L
11/29 ..... @ Kansas City*	26	18	269	69.2	2	1	46t	2/18	112.5	9	41	0	W
12/9 ..... San Diego*	44	22	221	50.0	2	1	37	2/11	70.4	7	39	0	W
12/16 ..... @ Washington*	34	16	235	47.1	2	3	62t	2/11	52.9	7	25	0	W
12/22 ..... @ San Francisco*	34	23	232	67.6	0	1	46	3/19	74.6	5	31	0	L
12/30 ..... NY Giants*	39	21	270	53.8	3	1	57t	4/29	90.8	7	48	0	W
1/6/02 ..... @ Tampa Bay	0	0	0	0.0	0	0	0	0/0	0.0	0	0	0	W
<b>TOTALS</b>	<b>493</b>	<b>285</b>	<b>3,233</b>	<b>57.8</b>	<b>25</b>	<b>12</b>	<b>64t</b>	<b>39/273</b>	<b>84.3</b>	<b>82</b>	<b>482</b>	<b>2</b>	

**PLAYOFFS**

1/12 ..... Tampa Bay*	25	16	194	64.0	2	1	41	3/8	97.8	4	57	0	W
1/19 ..... @ Chicago*	40	26	262	65.0	2	1	43	2/13	89.8	8	37	1	W
1/27 ..... @ St. Louis*	30	18	171	60.0	1	1	17	3/25	73.1	4	26	1	L

KICKOFF  
 EXECUTIVES  
 STAFF  
 COACHES  
 PLAYERS  
 ROOKIES  
 2010 SEASON  
 RECORDS  
 PLAYOFF RECORDS  
 HISTORY  
 EXTRA POINTS

2002 PHILADELPHIA	Att	Cmp	Yds	Pct	TD	INT	Lg	Sk/Yds	Rtg	Rush	Yds	TD	W-L
9/8 ..... @ Tennessee*	36	18	212	50.0	3	2	31	6/31	72.9	3	15	0	L
9/16 ..... @ Washington*	38	26	292	68.4	2	0	39	2/9	108.7	5	36	1	W
9/22 ..... Dallas*	37	24	287	64.9	3	0	59t	3/15	115.5	6	67	1	W
9/29 ..... Houston*	42	24	259	57.1	1	1	38t	3/27	73.4	7	23	0	W
10/6 ..... @ Jacksonville*	48	28	230	58.3	2	0	22	5/23	84.6	12	100	1	L
10/20 ..... Tampa Bay*	25	12	127	48.0	1	1	42t	2/17	59.9	6	4	1	W
10/28 ..... NY Giants*	30	14	137	46.7	0	0	31	2/10	60.0	8	107	1	W
11/3 ..... @ Chicago*	33	18	209	54.5	0	1	39	3/17	61.3	9	46	1	W
11/10 ..... Indianapolis*	47	27	281	57.4	1	0	29	2/12	82.0	7	62	0	L
11/17 ..... Arizona*	25	20	255	80.0	4	1	45	1/5	132.1	0	0	0	W
11/25 ..... @ San Francisco	inactive												
12/1 ..... St. Louis	inactive												
12/8 ..... @ Seattle	inactive												
12/15 ..... Washington	inactive												
12/21 ..... @ Dallas	inactive												
12/28 ..... @ NY Giants	inactive												
<b>TOTALS</b> .....	<b>361</b>	<b>211</b>	<b>2,289</b>	<b>58.4</b>	<b>17</b>	<b>6</b>	<b>59t</b>	<b>28/166</b>	<b>86.0</b>	<b>63</b>	<b>460</b>	<b>6</b>	
<b>PLAYOFFS</b>													
1/11 ..... Atlanta*	30	20	247	66.7	1	0	42	2/20	103.1	4	24	0	W
1/19 ..... Tampa Bay*	49	26	243	53.1	0	1	24	2/11	58.5	3	17	0	L
<b>2003 PHILADELPHIA</b>	<b>Att</b>	<b>Cmp</b>	<b>Yds</b>	<b>Pct</b>	<b>TD</b>	<b>INT</b>	<b>Lg</b>	<b>Sk/Yds</b>	<b>Rtg</b>	<b>Rush</b>	<b>Yds</b>	<b>TD</b>	<b>W-L</b>
9/8 ..... Tampa Bay*	36	19	148	52.7	0	1	15	3/24	51.6	5	55	0	L
9/14 ..... New England*	46	18	186	39.1	0	2	24	8/43	33.4	5	54	0	L
9/28 ..... @ Buffalo*	29	18	173	62.1	0	0	27	2/14	78.5	9	47	0	W
10/5 ..... Washington*	30	16	157	53.3	1	2	39	3/17	51.7	7	18	0	W
10/12 ..... @ Dallas*	26	11	126	42.3	1	0	52	2/11	70.4	6	0	0	L
10/19 ..... @ NY Giants*	23	9	64	39.1	0	1	25	3/17	29.1	3	-1	0	W
10/26 ..... NY Jets*	23	17	141	73.9	1	1	19	5/29	85.6	2	18	0	W
11/2 ..... @ Atlanta*	33	21	312	63.6	1	0	41	2/10	104.6	2	22	0	W
11/10 ..... @ Green Bay*	31	15	198	48.4	1	0	51	1/8	79.8	5	26	1	W
11/16 ..... NY Giants*	30	24	314	80.0	2	0	38	0/0	132.5	4	0	0	W
11/23 ..... New Orleans*	25	16	259	64.0	1	0	48	3/12	111.9	7	54	0	W
11/30 ..... @ Carolina*	26	18	182	69.2	1	1	29	3/23	85.7	2	6	0	W
12/7 ..... Dallas*	34	18	240	54.3	3	0	33	2/12	105.4	1	21	0	W
12/15 ..... @ Miami*	27	15	236	55.6	0	1	59	1/0	69.4	8	14	1	W
12/21 ..... San Francisco*	27	17	238	63.0	1	2	47	5/33	72.8	2	5	0	L
12/27 ..... @ Washington*	32	23	242	71.9	3	0	40	0/0	124.7	3	16	1	W
<b>TOTALS</b> .....	<b>478</b>	<b>275</b>	<b>3,216</b>	<b>57.5</b>	<b>16</b>	<b>11</b>	<b>59</b>	<b>43/253</b>	<b>79.6</b>	<b>71</b>	<b>355</b>	<b>3</b>	
<b>PLAYOFFS</b>													
1/11/04 .. Green Bay*	39	21	248	53.8	2	0	45	8/49	90.5	11	107	0	W
1/18/04 .. Carolina*	22	10	100	45.5	0	3	23	4/28	19.3	2	10	0	L
<b>2004 PHILADELPHIA</b>	<b>Att</b>	<b>Cmp</b>	<b>Yds</b>	<b>Pct</b>	<b>TD</b>	<b>INT</b>	<b>Lg</b>	<b>Sk/Yds</b>	<b>Rtg</b>	<b>Rush</b>	<b>Yds</b>	<b>TD</b>	<b>W-L</b>
9/12 ..... NY Giants*	36	26	330	72.2	4	0	53	2/17	137.5	4	12	0	W
9/20 ..... Minnesota*	28	19	245	67.9	2	0	45t	2/19	118.9	3	24	1	W
9/26 ..... @ Detroit*	42	29	356	69.0	2	0	55	2/13	110.8	5	-2	1	W
10/3 ..... @ Chicago*	38	24	237	63.2	1	1	44	2/15	78.5	1	2	0	W
10/17 ..... Carolina*	26	14	209	53.8	0	1	53	1/7	64.4	3	6	0	W
10/24 ..... @ Cleveland*	43	28	376	65.1	4	1	65	2/9	114.1	2	28	0	W
10/31 ..... Baltimore*	33	18	219	54.5	1	0	24	2/19	85.3	6	36	0	W
11/7 ..... @ Pittsburgh*	24	15	109	62.5	0	1	21	4/19	55.7	0	0	0	L
11/15 ..... @ Dallas*	27	15	345	55.6	4	0	60	1/9	140.0	2	14	0	W
11/21 ..... Washington*	26	18	222	69.2	4	1	46	4/14	118.9	4	33	0	W
11/28 ..... @ NY Giants*	27	18	244	66.7	1	0	50	2/6	107.6	5	30	1	W
12/5 ..... Green Bay*	43	32	464	74.4	5	0	50	4/15	147.8	0	0	0	W
12/12 ..... @ Washington*	38	21	260	55.3	1	1	80	2/15	74.5	2	8	0	W
12/19 ..... Dallas*	35	20	223	57.1	1	2	20	2/15	62.0	4	29	0	W
12/27 ..... @ St. Louis*	3	3	36	100.0	1	0	23	0/0	156.3	0	0	0	L

1/2/05 ..... Cincinnati ..... did not play

**TOTALS** ..... **469** **300** **3,875** **64.0** **31** **8** **80** **32/192** **104.7** **41** **220** **3**

**PLAYOFFS**

1/16 ..... Minnesota* .....33	21	286	63.6	2	0	52	1/0	111.4	3	3	0	W
1/23 ..... Atlanta* .....26	17	180	65.4	2	0	45	2/13	111.1	10	32	0	W
2/6 ..... New England* .....51	30	357	58.8	3	3	40	4/33	75.4	1	0	0	L

2005 PHILADELPHIA	Att	Cmp	Yds	Pct	TD	INT	Lg	Sk/Yds	Rtg	Rush	Yds	TD	W-L
9/12 ..... @ Atlanta* .....45	24	257	53.3	1	1	24	27	68.5	1	0	0	L	
9/18 ..... San Francisco* .....29	23	342	79.3	5	0	68t	2/15	155.4	0	0	0	W	
9/25 ..... Oakland* .....52	30	365	57.7	2	1	62	1/0	84.2	3	8	0	W	
10/2 ..... @ Kansas City* .....48	33	369	68.8	3	1	34	1/1	103.6	4	-1	0	W	
10/9 ..... @ Dallas* .....26	13	131	50.0	0	0	23	4/35	64.7	2	2	0	L	
10/23 ..... San Diego* .....54	35	287	65.0	1	2	36	3/29	69.0	4	-1	0	W	
10/30 ..... @ Denver* .....34	12	283	35.3	3	2	91t	2/11	71.1	3	13	0	L	
11/6 ..... @ Washington* .....35	22	304	62.9	1	1	56t	2/13	88.3	3	12	0	L	
11/14 ..... Dallas* .....34	19	169	55.9	0	1	18	2/5	57.1	5	22	1	L	

11/20 ..... @ NY Giants ..... inactive - injured reserve 11/22

**TOTALS** ..... **357** **211** **2,507** **59.1** **16** **9** **91t** **19/116** **85.0** **25** **55** **1**

**PLAYOFFS**

1/11/04 ..... Green Bay* .....39	21	248	53.8	2	0	45	8/49	90.5	11	107	0	W
1/18/04 ..... Carolina* .....22	10	100	45.5	0	3	23	4/28	19.3	2	10	0	L

2006 PHILADELPHIA	Att	Cmp	Yds	Pct	TD	INT	Lg	Sk/Yds	Rtg	Rush	Yds	TD	W-L
9/10 ..... @ Houston* .....35	24	314	68.6	3	1	42t	1/3	113.3	4	7	0	W	
9/17 ..... NY Giants* .....45	27	350	60.0	2	0	33	1/6	99.3	4	31	0	L	
9/24 ..... @ San Francisco* .....33	18	296	54.5	2	0	60	3/30	105.1	3	1	0	W	
10/2 ..... Green Bay* .....30	16	288	53.3	2	0	45t	4/32	108.8	5	47	2	W	
10/8 ..... Dallas* .....33	18	354	54.5	2	0	87t	3/23	112.4	1	1	1	W	
10/15 ..... @ New Orleans* .....32	19	247	59.4	2	1	60t	3/21	91.5	0	0	0	L	
10/22 ..... @ Tampa Bay* .....35	22	302	62.9	3	3	52t	1/4	83.3	6	76	0	L	
10/29 ..... Jacksonville* .....34	18	161	52.9	0	0	29	4/19	65.9	5	37	0	L	
11/12 ..... Washington* .....26	12	257	46.2	2	0	84t	1/2	107.4	4	12	0	W	
11/19 ..... Tennessee* .....13	6	78	46.2	0	1	40	0/0	33.5	0	0	0	L	

..... injured reserve 11/21

**TOTALS** ..... **316** **180** **2,647** **57.0** **18** **6** **87t** **21/140** **95.5** **32** **212** **3**

2007 PHILADELPHIA	Att	Cmp	Yds	Pct	TD	INT	Lg	Sk/Yds	Rtg	Rush	Yds	TD	W-L
9/9 ..... @ Green Bay* .....33	15	184	45.5	1	1	37	1/4	60.7	4	9	0	L	
9/17 ..... Washington* .....46	28	240	60.9	0	1	19	3/14	74.5	2	15	0	L	
9/23 ..... Detroit* .....26	21	381	80.8	4	0	68t	1/5	158.3	3	7	0	W	
9/30 ..... @ NY Giants* .....31	15	138	48.4	0	0	15	12/62	61.0	4	4	0	L	
10/14 ..... @ NY Jets* .....35	22	278	62.9	1	1	75t	3/16	85.2	2	3	0	W	
10/21 ..... Chicago* .....34	21	226	61.8	1	0	25	3/15	91.1	2	18	0	L	
10/28 ..... @ Minnesota* .....36	23	333	63.9	1	0	50	2/10	103.1	3	13	0	W	
11/4 ..... Dallas* .....46	27	264	58.7	1	2	45	3/14	64.0	1	1	0	L	
11/11 ..... @ Washington* .....28	20	251	71.4	4	0	57t	2/11	138.5	7	37	0	W	
11/18 ..... Miami* .....11	3	34	27.3	0	2	23	0/0	0.4	2	28	0	W	

11/25 ..... @ New England ..... inactive

12/2 ..... Seattle ..... inactive													
12/9 ..... NY Giants* .....30	20	179	66.6	1	0	19	3/14	93.6	4	11	0	L	
12/16 ..... @ Dallas* .....41	23	208	56.1	1	0	29	4/27	78.1	9	53	0	W	
12/23 ..... @ New Orleans* .....35	24	263	68.8	3	0	31	3/12	119.1	6	37	0	W	
12/30 ..... Buffalo* .....41	29	345	70.7	1	1	40	4/23	94.1	1	0	0	W	

**TOTALS** ..... **473** **291** **3,324** **61.5** **19** **7** **75t** **44/227** **89.9** **50** **236** **0**

2008 PHILADELPHIA	Att	Cmp	Yds	Pct	TD	INT	Lg	Sk/Yds	Rtg	Rush	Yds	TD	W-L
9/7 ..... St. Louis* .....33	21	361	63.6	3	0	90t	0/0	131.1	1	3	0	W	
9/15 ..... @ Dallas* .....37	25	281	67.6	1	0	60	4/22	99.3	5	20	0	L	
9/21 ..... Pittsburgh* .....35	24	196	68.6	1	1	20t	3/19	80.2	2	-2	0	W	

KICKOFF  
EXECUTIVES  
STAFF  
COACHES  
PLAYERS  
ROOKIES  
2010 SEASON  
RECORDS  
PLAYOFF RECORDS  
HISTORY  
EXTRA POINTS

10/5	.....	Washington*	29	17	196	58.6	0	0	40	0/0	79.1	0	0	0	L
10/12	.....	@ San Francisco*	36	23	280	63.9	2	1	27	0/0	94.7	1	4	0	W
10/26	.....	vs. Atlanta*	34	19	253	55.9	0	0	30	2/13	79.7	6	25	1	W
11/2	.....	@ Seattle*	43	28	349	65.1	2	1	44	1/2	96.2	2	6	0	W
11/9	.....	NY Giants*	37	17	194	45.9	3	1	32	0/0	80.1	3	35	0	L
11/16	.....	@ Cincinnati*	58	28	339	48.3	1	3	57	2/16	50.9	1	2	0	T
11/23	.....	@ Baltimore*	18	8	59	44.4	0	2	15	2/12	13.2	1	7	0	L
11/27	.....	Arizona*	39	27	260	69.2	4	0	25	1/8	121.7	4	24	0	W
12/7	.....	@ NY Giants*	30	19	191	63.3	1	0	40t	0/0	92.5	6	16	0	W
12/15	.....	Cleveland*	35	26	290	74.3	2	1	25	2/6	105.7	0	0	0	W
12/21	.....	@ Washington*	46	26	230	56.5	0	0	47	2/17	70.4	2	8	0	L
12/28	.....	Dallas*	21	12	175	57.1	2	0	59	1/9	116.2	3	4	1	W
<b>TOTALS</b>	.....		<b>572</b>	<b>345</b>	<b>3,916</b>	<b>60.4</b>	<b>23</b>	<b>11</b>	<b>90t</b>	<b>23/149</b>	<b>86.4</b>	<b>39</b>	<b>147</b>	<b>2</b>	

PLAYOFFS

1/4	.....	@ Minnesota*	34	23	300	67.6	1	1	71t	3/17	92.8	0	0	0	W
1/11	.....	@ NY Giants*	40	22	217	55.0	1	2	48	0/0	58.1	5	16	1	W
1/18	.....	@ Arizona*	47	28	375	59.6	3	1	62t	2/18	97.4	2	31	0	L

2009 PHILADELPHIA

		<b>Att</b>	<b>Cmp</b>	<b>Yds</b>	<b>Pct</b>	<b>TD</b>	<b>INT</b>	<b>Lg</b>	<b>Sk/Yds</b>	<b>Rtg</b>	<b>Rush</b>	<b>Yds</b>	<b>TD</b>	<b>W-L</b>	
9/13	.....	@ Carolina*	18	10	79	55.6	2	1	18	0/0	80.6	4	27	1	W
9/20	.....	New Orleans	inactive												
9/27	.....	Kansas City	inactive												
10/11	.....	Tampa Bay*	21	16	264	76.2	3	0	51t	3/16	157.2	2	30	0	W
10/18	.....	@ Oakland*	46	22	269	47.8	0	0	51	6/53	66.3	2	8	0	L
10/26	.....	@ Washington*	25	15	156	60.5	1	0	57t	3/21	91.4	5	-5	0	W
11/1	.....	NY Giants*	23	17	240	73.9	3	0	54t	2/29	146.7	1	14	0	W
11/8	.....	Dallas*	30	16	227	53.3	1	2	45	3/18	61.4	2	-1	0	L
11/15	.....	@ San Diego*	55	35	450	63.6	2	1	58	2/17	93.8	0	0	0	L
11/22	.....	@ Chicago*	32	23	244	71.9	2	1	48t	3/24	101.6	4	5	0	W
11/29	.....	Washington*	35	21	260	60.0	1	1	46	2/2	80.7	2	-2	0	W
12/6	.....	Atlanta*	25	14	238	56.0	1	0	59	2/9	101.8	2	17	0	W
12/13	.....	@ NY Giants*	26	17	275	65.4	2	1	60t	1/10	110.3	2	5	0	W
12/20	.....	San Francisco*	36	21	306	58.3	1	2	59	0/0	72.2	4	5	1	W
12/27	.....	Denver*	35	20	322	57.1	3	1	47t	4/33	104.7	5	29	0	W
1/3	.....	@ Dallas*	36	20	223	55.6	0	0	32	4/32	74.2	2	8	0	L
<b>TOTALS</b>	.....	<b>443</b>	<b>267</b>	<b>3,553</b>	<b>60.3</b>	<b>22</b>	<b>10</b>	<b>60t</b>	<b>35/264</b>	<b>92.9</b>	<b>37</b>	<b>140</b>	<b>2</b>		


PLAYOFFS

1/9	.....	@ Dallas*	39	17	230	51.4	1	1	27	4/22	68.5	2	13	0	L
-----	-------	-----------	----	----	-----	------	---	---	----	------	------	---	----	---	---

2010 WASHINGTON

		<b>Att</b>	<b>Cmp</b>	<b>Yds</b>	<b>Pct</b>	<b>TD</b>	<b>INT</b>	<b>Lg</b>	<b>Sk/Yds</b>	<b>Rtg</b>	<b>Rush</b>	<b>Yds</b>	<b>TD</b>	<b>W-L</b>	
9/12	.....	Dallas*	32	15	171	46.9	0	0	24	1/10	63.4	1	17	0	W
9/19	.....	Houston*	38	28	426	73.7	1	0	62	3/23	119.0	0	0	0	L
9/26	.....	@ St. Louis*	32	19	236	59.4	1	1	56	1/3	79.7	2	25	0	L
10/3	.....	@ Philadelphia*	19	8	125	42.1	1	1	57	1/1	60.2	5	39	0	W
10/10	.....	Green Bay*	49	26	357	53.1	1	1	52	5/35	75.0	4	10	0	W
10/17	.....	Indianapolis*	45	29	246	64.4	1	2	19	3/24	67.5	2	1	0	L
10/24	.....	@ Chicago*	32	17	200	53.1	1	2	24t	2/13	56.8	5	-2	0	W
10/31	.....	@ Detroit*	30	17	210	56.7	1	1	50	6/46	75.7	4	45	0	L
11/15	.....	Philadelphia*	31	17	295	54.8	2	3	76	2/25	69.4	1	0	0	L
11/21	.....	@ Tennessee*	50	30	376	60.0	1	1	48	3/18	81.7	1	4	0	W
11/28	.....	Minnesota*	35	21	211	60.0	1	1	45	4/24	74.8	2	7	0	L
12/5	.....	@ NY Giants*	44	26	296	59.1	1	2	33t	4/32	68.0	2	5	0	L
12/12	.....	Tampa Bay*	35	22	228	62.9	2	0	36	2/17	100.7	0	0	0	L
12/19	.....	@ Dallas	did not play												
12/26	.....	@ Jacksonville	inactive												
1/2	.....	NY Giants	inactive												
<b>TOTALS</b>	.....	<b>472</b>	<b>275</b>	<b>3,377</b>	<b>58.3</b>	<b>14</b>	<b>15</b>	<b>76</b>	<b>37/271</b>	<b>77.1</b>	<b>29</b>	<b>151</b>	<b>0</b>		





# 78 SETH OLSON

**Guard**  
**6-5, 312**  
**2nd NFL Season**  
**1st with Vikings**

**Iowa**  
**FA for 2010**  
**DOB: 12/17/85**  
**Omaha, NE**

**GAMES/STARTS (regular season, playoffs)** 2009 (3/0-Den), 2010 (P5-Min). **Totals-** 3/0.

- Signed to the Vikings practice squad on 9/6/10 following his release from Denver and spent entire season with team.
- Originally a 4th round draft pick of the Denver Broncos in 2009 and saw action in 3 games during his rookie season.

**OFF THE FIELD** Majored in political science at Iowa...Member of Hawkeyes leadership council as a player...Married to Christi, couple has a son, Rylan...Active with charitable works through Lifewater International and Fellowship of Christian Athletes...Lifewater strives to provide safe water and sanitation for disadvantaged communities...Parents are native Minnesotans and Seth was born in Willmar, MN.

**PRO** Spent entire 2010 season on Vikings practice squad...Played in final 2010 preseason game for Denver at Minnesota on 9/2/10 and signed to Vikings practice squad on 9/6/10...Saw action in 3 games as a rookie with the Denver Broncos in 2009...Was selected in the 4th Round (132nd overall) of the 2009 NFL Draft by the Broncos...Looks to crack the Vikings offensive line after spending the 2010 season as a member of their practice squad.

**2010** Signed to the Vikings practice squad on 9/6/10 after spending one season with the Broncos...Remained on the 8-man practice squad for the duration on the 2010 season...Had opportunity to learn the game from All-Pro guard Steve Hutchinson.

**2009** Saw action in 3 games during his rookie season...Played in the season opener at Cincinnati (9/13), vs. Dallas (10/4) and in the final game of the year vs. Kansas City (1/3)...Inactive for 13 games...Selected by the Broncos in the 4th round (132nd overall) during the 2009 NFL Draft.

**COLLEGE** Played in 48 career games with 34 starts...Was a starter for 3 seasons along the offensive line seeing most of his action at the guard position but also filled in at right tackle when needed...Received All-Big Ten Conference honors twice during his Hawkeye career including 1st-team honors during his senior season where he started all 11 games at RG...Blocked for Shonn Green, who was chosen as the Doak Walker Award winner (nation's best RB) along with Big Ten MVP in 2008 when he racked up an Iowa school record 1,850 yards...Started all 12 games as a junior in 2007, collecting 11 starts at RT and 1 at RG leading Olson to receive honorable mention all-conference honors...Played in all 13 games as a sophomore (10 starts) in 2006, starting 5 contests at right tackle, 4 games at RG and lined up for 1 game at LG...As a redshirt freshman in 2005 Olson appeared in all 12 games (1 start) and was named to the Big Ten's All-Freshman team by the Sporting News.

**PREP** Was a 3-year starter at Millard North High School in Omaha on the OL and DL...Helped the school to a 36-2 record during his years as a starter...Part of 3 consecutive undefeated conference seasons and the 2003 Nebraska state championship squad...Led the charge for a rushing attack that averaged an astonishing 473 yards per game as a senior...Earning honors from Parade in addition to 1st-team All-State and All-Metro.

## EXPANSION VIKINGS LAND 36 VETS TO START CLUB

From the 1961 Vikings Press, Radio and TV Guide, the following explanation described the Vikings 1961 expansion draft additions that would lay the personnel groundwork of the team:

In an effort to assist the Vikings in stocking the nucleus of a playing roster, the National Football League established a program whereby Minnesota could select three veteran ball players from each team in the NFL, with the lone exception of Dallas.


Each club was allowed to "freeze" 30 of the 38 men on its roster. There were not available for selection by the Vikings. From the remaining eight, the Vikings chose three from each of the 12 clubs.

Minnesota purchased these players at a total cost of \$600,000. Of this amount, \$50,000 went to the league and the balance was divided 12 equal ways. The Vikings' philosophy as pre-determined by General Manager Bert Rose and Head Coach Norm Van Brocklin, was to accent youth in making the selections from the available lists. With very few (and those were notable) exceptions, the Viking choices were in line with that philosophy.

At the upper end of the strata was Don Joyce, the Baltimore Colt defensive end, with his 10 years of NFL experience. One of the six "real vets" was Red Stephens, chosen from Washington. Stephens passed up the opportunity to play additional years in order to accept a coaching position with Notre Dame University.

### 1961 Vikings Expansion Draft selections

- Giants ..... Bill Kimber, E; Don Ball, T; Frank Youso, T
- Lions ..... Dave Middleton, E; Grady Alderman, G; Dave Whitsell, DB
- Browns ..... Fred Murphy, E; Gene Selawski, T; Richard Mostardi, DB
- Cards ..... Perry Richards, E; Mike Rabold, G; Ed Culpepper, DT
- Rams ..... Don Ellersick, FL; Charlie Janerette, G; Jerry Stalcup, LB
- Steelers ..... Jack Morris, FL; Byron Beams, T; Tom Barnett, RB
- Eagles ..... Gerry Huth, G; Bill Lapham, C; Gene Johnson, DB
- Redskins... Red Stephens, G; Bill Roehnel, LB; Dick Haley, DB
- 49ers ..... Hugh McElhenny, RB; Clancy Osborne, LB; Karl Rubke, LB
- Packers ..... Paul Winslow, RB; Ken Beck, DT; Dick Pesonen, DB
- Bears ..... Glenn Shaw, FB; Bill Bishop, DT; Charlie Sumner, DB
- Colts ..... Don Joyce, DE; Lebron Shields, DT; Zeke Smith, LB



**Grady Alderman went on to five Pro Bowls with the Vikings and anchored the line.**

KICKOFF  
EXECUTIVES  
STAFF  
COACHES  
PLAYERS  
ROOKIES  
2010 SEASON  
RECORDS  
PLAYOFF RECORDS  
HISTORY  
EXTRA POINTS

# 55 KENNY ONATOLU



**Linebacker**  
**6-2, 225**  
**3rd NFL Season**  
**3rd with Vikings**

**Nebraska-Omaha**  
**FA for 2009**  
**DOB: 10-8-82**  
**Omaha, NE**

**GAMES/STARTS (regular season, playoffs)** 2009 (16/0, 2/0), 2010 (16/0). **Totals-** 32/0, 2/0.

- Spent 2007 and 2008 seasons with the CFL's Edmonton Eskimos following collegiate career.
- Joins Vikings WR Emmanuel Arceneaux as former CFL players making the transition to the NFL.
- Joins Vikings TE Jim Kleinsasser (North Dakota) as former Division II players from the North Central Conference on the Vikings roster.

**OFF THE FIELD** Earned bachelor's degree in communications at the University of Nebraska-Omaha...Has an identical twin brother, Taiwo, who was his teammate at Nebraska-Omaha and now coaches collegiate football...His full name is Olayiwola Kendae Onatolu...Name is pronounced Aw-lie-wah-la On-nuh-toe-loo...Was born in Chicago, but spent 3 years as a child in his parents home country of Nigeria...Aspires to a career in broadcasting...Father is a business professor.

**PRO** Ranked 3rd on team in 2010 with 10 special teams stops...Made immediate impact with Vikings in 2009 when he tied for team lead with 24 special teams tackles...Recovered a Reggie Bush fumble on punt return during NFC Championship Game forced by fellow special teams standout Eric Frampton...Signed by the Vikings as a free agent on 12/29/08...Spent 2 seasons with the Edmonton Eskimos of the CFL, showing great improvement from his rookie season to becoming a starter in 2008...Was 3rd on the Eskimos in tackles (60), tied for 4th in sacks (3.0), and tied for 1st in tackles for a loss (4) in 2008 after playing mostly on special team in 2007.

**2010** Ranked 3rd on Vikings with 10 special teams tackles...Played in all 16 games...Had season-high 2 special teams stops at New Orleans (9/7) and vs. NY Giants (12/13)...His ability on coverage units helped P Chris Kluwe set a career-high in net punting and ranked 2nd in team history for net punting average.

**2009** In NFL debut, made the most of his opportunities by seeing action in all 16 games and both playoff contests...Tied for team lead in special teams tackles with 24...Had a special teams stop in Divisional Playoff game vs. Dallas (1/17/10) and recovered a fumble in NFC Championship Game on punt coverage when Reggie Bush had the ball forced out by fellow Vikings

coverage man Eric Frampton...Notched at least 1 special teams tackle in 14 regular season games...Posted season-best 3 special teams tackles in 3 games.

**2008** Set career highs in all major statistical categories...Tallied 60 tackles in 14 games, good for 3rd on the team, with another 8 coming on special teams...Tied for 1st on the team with 4 TFLs, tied for 2nd with 2 FRs and tied for 4th with 3 sacks...Tied for the lead in tackles with 5 in the Eskimos East Semi-Final game vs. Winnipeg (11/8)...Led or tied for the team lead in tackles in 7 out of the 14 games he played in...Saw action in 14 of 18 regular season games with 12 starts, including the final 11 contests...Started both postseason matchups.

**2007** Saw action in 10 games mainly on special teams...Recorded 8 defensive tackles and 4 special teams stops, adding 1 sack and 1 FF...Notched his 1st career sack vs. Calgary (9/7)...Tallied a season-high 3 tackles vs. Winnipeg (7/13).

**COLLEGE** Earned Division II All-America honors as a junior and senior by Collegesportsreport.com...Recorded 324 career total tackles in his collegiate career, 5th in school history...Was named All-North Central Conference after each of his 4 seasons (2nd-team his sophomore year)...Captured team's Outstanding LB award in 2005 and Defensive MVP award in 2006.

**PREP** Attended Papillion North (NE) High School where he excelled in football and track...Set the school's all-time record for rushing yards in a game with 326...Rushed for 1,500 yards and scored 16 TDs his senior year en route to 2nd team All-State honors...Played in Nebraska Shrine Bowl following his senior campaign.

**ONATOLU'S NFL TOTALS**

Year	GP/GS	Tackles							QBH	FF/FR	Special Teams
		Solo	Asst.	Total	Sacks	INTs	PBU	TFL			
2009 (Minn)	16/0	1	0	1	0.0	0	0	0	0	0/0	24
Playoffs	2/0	0	0	0	0.0	0	0	0	0	0/1	1
2010 (Minn)	16/0	1	0	1	0.0	0	0	0	0	0/0	10
<b>Totals</b>	<b>32/0</b>	<b>2</b>	<b>0</b>	<b>2</b>	<b>0.0</b>	<b>0</b>	<b>0</b>	<b>0</b>	<b>0</b>	<b>0/0</b>	<b>34</b>
Playoffs	2/0	0	0	0	0.0	0	0	0.0	0	0/1	1

**SINGLE-GAME CAREER HIGHS**

Special Teams Tackles .....3..... @ Cleveland, 9/13/09; vs. Baltimore, 10/18/09; @ Green Bay, 11/1/09



# 24 CORD PARKS

**Defensive Back**  
**5-11, 182**  
**2nd NFL Season**  
**1st with Vikings**

**Northeastern**  
**FA for 2010**  
**DOB: 11-12-86**  
**Stone Mountain, GA**

**GAMES/STARTS (regular season, playoffs)** 2009 (2/0-StL), 2010 (0/0-Sea, PS-Min). **Totals-** 2/0.

• Signed to the Vikings practice squad on November 10, 2010 and remained with the team for the remainder of the season.

**OFF THE FIELD** Majored in mechanical engineering while attending Northeastern...Enjoys working on cars and counts his 1987 Monte Carlo among his most prized restorations...Learned love of mechanics from his grandfather...Active with diabetes related charities and works with the YMCA in his hometown.

**PRO** Part of Vikings practice squad for final 8 games of 2010...Spent time with the Seattle Seahawks before joining the Vikings practice squad on 11/10/10...Signed as an undrafted rookie free agent by the St. Louis Rams on 4/30/09...Was a member of the Rams practice squad for 15 weeks before being signed to the active roster to finish out the season...Saw game action over the final 2 weeks of the season, recording 1 tackle.

**2010** Spent final 8 weeks of season on Vikings practice squad...Was signed to the Vikings practice squad on 10/10/10 after spending time with the Seattle Seahawks.

**2009** Signed with the St. Louis Rams as an undrafted rookie free agent on 4/30/09...Spent the first 15 weeks of the season on the practice squad before making his NFL debut at Arizona

**PARKS' NFL TOTALS**

Year	GP/GS	Tackles			Sacks	INTs	PBU	TFL	QBH	FF/FR	Special
		Solo	Asst.	Total							Teams
2009 (StL).....	2/0	0	0	0	0.0	0	0	0	0	0/0	1
<b>Totals.....</b>	<b>2/0</b>	<b>0</b>	<b>0</b>	<b>0</b>	<b>0.0</b>	<b>0</b>	<b>0</b>	<b>0</b>	<b>0</b>	<b>0/0</b>	<b>1</b>

**SINGLE-GAME CAREER HIGHS**

Special Teams Tackles .....1..... © Arizona, 12/27/09

**SKOL VIKINGS**

The Vikings and their fans have a soundtrack to their football exploits- Skol Vikings. The fight song was penned by James "Red" McCleod and is still a part of the Vikings vibrant game day experience today.

Skol Vikings, let's win this game,  
 Skol Vikings, honor your name,  
 Go get that first down,  
 Then get a touchdown.  
 Rock 'em . . . Sock 'em  
 Fight! Fight! Fight! Fight!  
 Go Vikings, run up the score,  
 You'll hear us yell for more. . .  
 V-I-K-I-N-G-S  
 Skol, Vikings, let's go!



KICKOFF  
 EXECUTIVES  
 STAFF  
 COACHES  
 PLAYERS  
 ROOKIES  
 2010 SEASON  
 RECORDS  
 PLAYOFF RECORDS  
 HISTORY  
 EXTRA POINTS

# 28 ADRIAN PETERSON



**Running Back**  
**6-1, 217**  
**5th NFL Season**  
**5th with Vikings**

**Oklahoma**  
**D1 (#7) for 2007**  
**DOB: 3-21-85**  
**Palestine, TX**

**GAMES/STARTS (regular season, playoffs)** 2007 (14/9), 2008 (16/15, 1/1), 2009 (16/15, 2/2), 2010 (15/15). **Totals-** 61/54, 3/3.

- Has made trips to Africa in the past 2 offseasons working on hearing-related initiatives and charities.
- In only 61 career games, has tied the Vikings career rushing TDs record of 52, shared with Chuck Foreman (94 games) and Bill Brown (180 games).
- Became the 1st Vikings RB to lead the NFL in rushing in 2008, setting the team record with 1,760 yards.
- Set NFL single-game rushing record with 296 yards vs. San Diego in 2007, the 8th game of his career.

**OFF THE FIELD** Has taken mission trips to Africa the past 2 offseasons, 2010 and 2011, working with Starkey Hearing to provide hearing aids to disadvantaged children and adults, joining other NFL stars on the trips...Active with the Ashton & Demi Foundation (DNA) to end child sex slavery and human trafficking...Works with youth through his All Day Foundation, with the motto "Giving Back Every Day, All Day"...Hosted Special Olympics of Minnesota Punt, Pass and Kick events at Winter Park in 2008 and 2009...Comes from an athletic family as mother, Bonita Jackson, was a track and field star and father, Nelson Peterson, was a collegiate basketball player at Idaho State...His uncle, Ivory Lee Brown, was an NFL player and suited up for the Vikings in 1993...Endured the tragic loss of his brother as a youth and his stepbrother the night before the NFL Scouting Combine...Majored in sociology.

**HONORS** Named to **50 Greatest Vikings** team as part of 50th season celebration in 2010...2008 and 2009 Associated Press **All-Pro** 1st Team...2008 **Bert Bell Player of the Year** Award by Maxwell Club...2008 **FedEx Ground Player of the Year**...2007, 2008, 2009 **Pro Bowl** starter...2010 **Pro Bowl** selection...**Pro Bowl MVP** as rookie...2007 Associated Press **Offensive Rookie of the Year**...2007 **Diet Pepsi NFL Rookie of the Year**...2007

## RUN ON RECORDS

Adrian Peterson's assault on the NFL and Vikings record books has been historic in only 4 seasons, including setting the NFL's single-game rushing record as a rookie.

### NFL SINGLE-GAME RUSHING

RB, GAME	YARDS
Adrian Peterson (Minn.) vs. San Diego, 11/4/07	296
Jamal Lewis (Balt.) vs. Cleveland, 9/14/03	295
Corey Dillon (Cinn.) vs. Denver, 10/22/00	278

### VIKINGS TOP RUSHING GAMES

RB, GAME	YARDS
Adrian Peterson vs. San Diego, 11/4/07	296
Adrian Peterson @ Chicago, 10/14/07	224
Chuck Foreman @ Philadelphia, 10/24/78	200
Adrian Peterson vs. Green Bay, 11/9/08	192
Adrian Peterson @ Cleveland, 9/13/09	180

### VIKINGS TOP RUSHING SEASONS

RB, SEASON	YARDS
Adrian Peterson, 2008	1,760
Robert Smith, 2000	1,521
Adrian Peterson, 2009	1,383
Adrian Peterson, 2007	1,341
Adrian Peterson, 2010	1,298



Associated Press **All-Pro** 2nd Team...2007 and 2008 **Vikings Offensive MVP** as voted by teammates...2007 Pro Football Weekly **All-Rookie Team**...NFL **Rookie of the Month** in September 2007 and October 2007...**NFC Offensive Player of the Week** at Chicago (10/14/07), vs. San Diego (11/4/07)...**FedEx Ground Player of the Week** at Chicago (10/14/07), vs. San Diego (11/4/07).

**PRO** In 4 seasons with the Vikings he has posted 4 of the top 5 single-season rushing yardage marks in club history- #1, #3, #4 and #5...Ranks 2nd in team history for career 100-yard rushing games with 24, trailing Robert Smith's 29...Set Vikings record with 18 rushing TDs in 2009 and ranks 2nd in team history for total TDs in a season, trailing Chuck Foreman's 22 in 1975...Tied for Vikings career rushing TDs record with 52, matching mark of Chuck Foreman and Bill Brown...Set Vikings single-season rushing record with 1,760 yards in 2008...Moved into 3rd place in Vikings history in career rushing yards with 5,782...Set a **Pro Bowl** record for career rushing TDs with 4... Became the 1st Viking to lead the NFL in rushing in 2008...Tabbed by the Maxwell Club as the **Bert Bell Award** winner as the Player of the Year...Re-wrote the Vikings rookie record book with one of the biggest debut seasons in NFL history en route to the NFL **Offensive Rookie of the Year** and **Diet Pepsi NFL Rookie of the Year** awards...Set NFL single-game rushing mark with 296 yards vs. San Diego (11/4/07)...Came to the Vikings as the 10th RB selected by the team in the 1st round...The only Vikings RBs selected as high or higher were Tommy Mason (#1, 1961), Clinton Jones (#2, 1967) and Darrin Nelson (#7, 1982)...The lone OU Sooner drafted by the Vikings in the 1st round.

**2010** Earned 4th trip to **Pro Bowl**...Rushed for 1,298 yards, the 5th-best total in team history...Tied for Vikings career rushing TDs record with 52, matching total of Chuck Foreman and Bill Brown...Tied for the 5th-best mark in Vikings history with 12 rushing TDs...Notched career-long rush with 80-yard TD burst vs. Detroit (9/26)...Moved into 3rd place in team history for career rushing yards with 5,782...Had 5 games with 100+ yards rushing, giving him 24 games over the 100-yard mark for his career...Notched his 4th career 3-rushing TD game vs. Buffalo (12/5)...Had a streak of 350 offensive touches without a fumble (11/29/09-12/28/10), the 2nd-longest streak in Vikings history.

**2009** Earned 1st-Team Associated Press **All-Pro** and selected to the **Pro Bowl**...Set Vikings record with 18 rushing TDs and led all NFL non-kickers in scoring...Posted the 3rd-highest single-season rushing total in team history...Teamed with Sidney Rice to form the NFL's top rushing-receiving tandem

with a combined 2,695 yards (1,383 rushing/1,312 receiving)... Moved into tie for 3rd in team history with 40 career rushing TDs...Moved into 2nd in Vikings history with 19 career 100-yard rushing games...Ranked 2nd in the NFC in rushing yards...Had career-best 43 receptions for 436 yards...Ran for 3 TDs to set a team playoff record and tied a team playoff record with 3 total TDs with his performance at New Orleans (1/24/10) in NFC Championship game...His 122 rushing yards at New Orleans are the 3rd-most in a playoff game in Vikings history...Set a Vikings opening-day record with 180 yards rushing at Cleveland (9/13).

**2008** Led NFL in rushing and set Vikings single-season record with 1,760 yards, becoming the 1st Vikings RB to lead the League in rushing yards...Recognized by Maxwell Club with the **Bert Bell Player of the Year** award, 1st-Team Associated Press **All-Pro** honoree, **Pro Bowl** starter and voted by teammates as **Vikings Offensive MVP**...Tied for 2nd in Associated Press voting for Offensive Player of the Year and finished 4th in AP polling for NFL MVP...Set Vikings record with 10 games over the 100-yard mark...Set team record for rushing attempts with 363, breaking the old record held by Chester Taylor in 2006 by 60 carries...Set Vikings record for yards rushing per game at 110.0...Ran for 192 yards vs. Green Bay (11/9), the 4th-best single-game rushing total in team history, giving him the 1st, 2nd and 4th-most rushing yards in a game in Vikings history... Named the **NFC Offensive Player of the Week** for his performance vs. Green Bay (11/9) along with **FedEx Ground Player of the Week**...Earned **FedEx Ground Player of the Week** honors for games vs. Houston (11/2) and at Arizona (12/14).

**2007** Burst onto the NFL scene with a record-breaking rookie season...Earned **Offensive Rookie of the Year** honors from Associated Press and Diet Pepsi **Rookie of the Year**...Named a starter in the **Pro Bowl** and earned MVP of the game...Led the NFC with 1,341 rushing yards, ranked 2nd in the NFL and had the 2nd-best single season in Vikings history...Set an NFL single-game record with 296 rushing yards vs. San Diego (11/4), breaking the old record of 295 by Jamal Lewis...Set the #1 and #2 single-game rushing totals in Vikings history with the 296 vs. San Diego and 224 at Chicago (10/14)...Ranked 1 behind the Vikings single-season record with 12 rushing TDs...Teamed with Chester Taylor to set a Vikings record for combined rushing yards with 2,185...The Vikings set a team rushing record with 2,634 yards and helped team rank #1 in the NFL in rushing offense...Led the NFL in rushing yards per game with 95.8... Set Vikings record with an average of 5.6 yards per carry...Set Vikings record with 4 rushes of 50+ yards during the season and tied a Vikings record with 7 plays of 50+ yards (4 runs, 1 reception, 2 kickoff returns).

**COLLEGE** A 3-time All-Big 12 1st-Team honoree...2004 Heisman Trophy runner-up...2004 AP 1st-Team All-America, the 1st OU true freshman to earn the honor and the 1st true freshman on the team since 1996 (Dre Bly)...Played 31 games over 3 seasons...Set the school record with 1,925 yards as a freshman in 2004, breaking Billy Sims' record of 1,896 in 1978... Broke Ron Dayne's NCAA freshman rushing record...Ranks 3rd in OU history with 4,045 yards and 4th with 41 rushing TDs... The only OU RBs with more career yards are Billy Sims and Joe Washington...Broke the 100-yard mark 22 times in 31 games.

#### PETERSON'S NFL TOTALS

Year	GP/GS	No.	RUSHING				TD	RECEIVING				
			Yds.	Avg.	Lg	TD		No.	Yds.	Avg.	Lg	TD
2007 (Minn)	14/9	238	1,341	5.6	73t	12	19	268	14.1	60t	1	
2008 (Minn)	16/15	363	1,760	4.8	67t	10	21	125	6.0	16	0	
Playoffs	1/1	20	83	4.2	40t	2	0	0	0.0	0	0	
2009 (Minn)	16/15	314	1,383	4.4	64t	18	43	436	10.1	63	0	
Playoffs	2/2	51	185	3.6	27	3	3	33	11.0	19	0	
2010 (Minn)	15/15	283	1,298	4.6	80t	12	36	341	9.5	34	1	
<b>Total</b>	<b>61/54</b>	<b>1,198</b>	<b>5,782</b>	<b>4.8</b>	<b>80t</b>	<b>52</b>	<b>119</b>	<b>1,170</b>	<b>9.8</b>	<b>63</b>	<b>2</b>	
Playoffs	3/3	71	268	3.8	40t	5	3	33	11.0	19	0	

## ALL DAY, ALL THE WAY

Adrian Peterson has flashed his dynamic playmaking ability and scorched defenses for big plays since entering the NFL. He has already etched his name throughout the Vikings record book in 4 seasons and has been an NFL leader.

#### NFL TOUCHDOWNS 2007-10

PLAYER	TDs
Adrian Peterson	54
Randy Moss	52
LaDainian Tomlinson	48

#### VIKINGS CAREER RUSHING YARDS

RB	YARDS
Robert Smith, 1993-2000	6,818
Chuck Foreman, 1973-79	5,879
Adrian Peterson, 2007-10	5,782

#### 100-YARD GAMES IN A CAREER BY VIKINGS

RB	GAMES
Robert Smith	29
Adrian Peterson	24
Chuck Foreman	17

#### 100-YARD GAMES IN A SEASON BY VIKINGS

RB, SEASON	GAMES
Adrian Peterson, 2008	10
Robert Smith, 2000	8
Adrian Peterson, 2007	6
Robert Smith, 1997	6

#### VIKINGS RUSHING TDs IN A SEASON

RB, SEASON	TDs
Adrian Peterson, 2009	18
Terry Allen, 1992	13
Chuck Foreman, 1976	13
Chuck Foreman, 1975	13
Adrian Peterson, 2007	12
Adrian Peterson, 2010	12

#### VIKINGS RUSHING TDs IN A CAREER

RB, SEASONS	TDs
Adrian Peterson, 2007-10	52
Bill Brown, 1962-74	52
Chuck Foreman, 1973-79	52
Ted Brown, 1979-86	40

#### MOST CAREER 50+ RUNS IN VIKINGS HISTORY

PLAYER, SEASONS	50+ YARD RUNS
Robert Smith, 1993-2000	12
Adrian Peterson, 2007-10	10
Michael Bennett, 2001-05	4
Tommy Mason, 1961-66	4

**PREP** Was the consensus national player of the year as a senior at Palestine (TX) High...Broke the 2,000-yard mark as a junior and senior...Competed in basketball and track.

**KICKOFF RETURNS**

Year	GP/GS	No.	Yds.	Avg.	Lg	TD
2007 (Minn).....	14/9	16	412	25.8	53	0
2008 (Minn).....	16/15	1	16	16.0	16	0
<i>Playoffs</i> .....	1/1	1	20	20.0	20	0
2009 (Minn).....	16/15	0	0	0.0	0	0
<i>Playoffs</i> .....	2/2	0	0	0.0	0	0
2010 (Minn).....	15/15	0	0	0.0	0	0
<b>Total</b> .....	<b>61/54</b>	<b>17</b>	<b>428</b>	<b>25.2</b>	<b>53</b>	<b>0</b>
<i>Playoffs</i> .....	3/3	1	20	20.0	20	0

**SINGLE-GAME CAREER HIGHS**

Rushing Attempts..... 30..... vs. San Diego, 11/4/07; vs. Green Bay, 11/9/08  
 Rushing Yards .....296..... vs. San Diego, 11/4/07  
 Long Rush .....80t..... vs. Detroit, 9/26/10  
 Rushing TDs .....3..... @ Chicago, 10/14/07; vs. San Diego, 11/4/07; @ Cleveland, 9/13/09; vs. Buffalo, 12/5/10  
 Receptions.....6..... @ Arizona, 12/6/09  
 Receiving Yards .....73..... @ Carolina, 12/20/09  
 Receiving TD.....1..... vs. Atlanta, 9/9/07; vs. Arizona, 11/7/10  
 Long Reception .....63..... @ Carolina, 12/20/09  
 Kickoff Returns .....4..... @ Chicago, 10/14/07  
 Kickoff Return Yards.....128..... @ Chicago, 10/14/07  
 Long Kickoff Return .....53..... @ Chicago, 10/14/07

**PETERSON VS. THE NATIONAL FOOTBALL LEAGUE (REGULAR SEASON AND PLAYOFFS)  
VS. THE AMERICAN FOOTBALL CONFERENCE**

TEAM	G/S	RUSHING					RECEIVING				
		Att.	Yards	Avg.	Long	TD	No.	Yards	Avg.	Long	TD
Baltimore.....	1/1	22	143	6.5	58	0	4	23	5.8	10	0
Buffalo.....	1/1	16	107	6.7	43t	3	1	1	1.0	1	0
Cincinnati.....	1/1	26	97	3.7	15	2	3	40	13.3	28	0
Cleveland.....	1/1	25	180	7.2	64	3	1	18	18.0	18	0
Denver.....	1/0	11	36	3.3	8	0	0	0	0.0	0	0
Houston.....	1/1	25	139	5.6	40	1	0	0	0.0	0	0
Indianapolis.....	1/1	29	160	5.5	29	0	4	20	5.0	13	0
Jacksonville.....	1/0	17	80	4.7	21	0	0	0	0.0	0	0
Kansas City.....	1/1	25	102	4.1	16	1	3	48	16.0	35	0
Miami.....	1/1	28	145	5.2	23	1	5	41	8.2	16	0
New England.....	1/1	25	92	3.7	9	1	5	50	10.0	25	0
NY Jets.....	1/1	18	88	4.9	30	0	1	20	20.0	20	0
Pittsburgh.....	1/0	18	69	3.8	19	1	4	60	15.0	29	0
San Diego.....	1/1	30	296	9.9	64t	3	1	19	19.0	19	0
Tennessee.....	1/1	18	80	4.4	28t	2	4	21	5.3	8	0

**VS. THE NATIONAL FOOTBALL CONFERENCE**

TEAM	G/S	Att.	Yards	Avg.	Long	TD	No.	Yards	Avg.	Long	TD
Arizona.....	3/3	56	265	4.7	32	1	10	109	10.9	33	1
Atlanta.....	2/1	41	179	4.4	17	0	3	76	25.3	60t	1
Carolina.....	2/2	29	112	3.9	14	1	3	73	24.3	63	0
Chicago.....	7/7	156	784	5.0	73	11	14	119	8.5	17	0
Dallas.....	3/2	62	199	3.2	20	2	3	29	9.7	19	0
Detroit.....	8/8	152	814	5.4	80t	7	20	134	6.7	24	0
Green Bay.....	8/7	164	807	4.9	55	5	13	165	12.7	44	0
New Orleans.....	3/3	65	241	3.7	27	3	6	37	6.2	11	0
NY Giants.....	3/3	44	183	4.2	67	2	1	1	1.0	1	0
Philadelphia.....	3/3	62	271	4.4	40t	3	1	11	11.0	11	0
San Francisco.....	2/1	33	88	2.7	35	0	2	14	7.0	9	0
St. Louis.....	1/1	14	63	4.5	15	2	2	6	3.0	9	0
Seattle.....	1/1	24	82	3.4	16	0	4	16	4.0	11	0
Tampa Bay.....	1/1	19	85	4.5	22	0	1	-3	-3.0	-3	0
Washington.....	2/2	15	63	4.2	18	0	3	55	18.3	34	0



**PETERSON'S TOUCHDOWNS**

Game (*playoffs)	Play
vs. Atlanta, 9/9/07.....	60 pass from T. Jackson
@ Kansas City, 9/23/07.....	11 run
@ Chicago, 10/14/07.....	67 run, 73 run, 35 run
@ Dallas, 10/21/07.....	20 run
vs. San Diego, 11/4/07.....	1 run, 64 run, 46 run
vs. Detroit, 12/2/07.....	16 run, 13 run
vs. Chicago, 12/17/07.....	1 run, 8 run
@ Green Bay, 9/8/08.....	3 run
@ Tennessee, 9/28/08.....	28 run, 3 run
@ Chicago, 10/19/08.....	1 run, 54 run
vs. Houston, 11/2/08.....	1 run
vs. Green Bay, 11/9/08.....	29 run
@ Jacksonville, 11/23/08.....	16 run
vs. Chicago, 11/30/08.....	1 run
vs. NY Giants, 12/30/08.....	67 run
vs. Philadelphia, 1/4/09*.....	40 run, 3 run
@ Cleveland, 9/13/09.....	1 run, 1 run, 64 run
@ Detroit, 9/20/09.....	27 run
vs. Green Bay, 10/5/09.....	1 run
@ St. Louis, 10/11/09.....	5 run, 7 run
@ Pittsburgh, 10/25/09.....	2 run
@ Green Bay, 11/1/09.....	1 run
vs. Detroit, 11/15/09.....	22 run, 1 run
vs. Chicago, 11/29/09.....	5 run
vs. Cincinnati, 12/13/09.....	1 run, 3 run
@ Carolina, 12/20/09.....	4 run
@ Chicago, 12/28/09.....	1 run, 1 run
vs. NY Giants, 1/3/10.....	1 run
@ New Orleans, 1/24/10*.....	19 run, 1 run, 2 run
vs. Miami, 9/19/10.....	1 run
vs. Detroit 9/26/10.....	6 run, 80 run
vs. Dallas, 10/17/10.....	1 run
@ Green Bay, 10/24/10.....	1 run
@ New England, 10/31/10.....	1 run
vs. Arizona, 11/7/10.....	12 pass from B. Favre, 4 run
@ Washington, 11/28/10.....	5 run
vs. Buffalo, 12/5/10.....	2 run, 3 run, 43 run
@ Philadelphia, 12/28/10.....	1 run
<b>Total.....</b>	<b>59</b>

**PETERSON'S 100-YARD RUSHING DAYS**

GAME (+starts; *playoffs)	YARDS-ATT-TD
vs. Atlanta, 9/9/07.....	103-19-0
@ Kansas City, 9/23/07+.....	102-25-1
vs. Green Bay, 9/30/07.....	112-12-0
@ Chicago, 10/14/07+.....	224-20-3
vs. San Diego, 11/4/07+.....	296-30-3
vs. Detroit, 12/2/07+.....	116-15-2
@ Green Bay, 9/8/08+.....	103-19-1
vs. Indianapolis, 9/14/08+.....	160-29-0
vs. Detroit, 10/12/08+.....	111-21-0
@ Chicago, 10/19/08+.....	121-22-2
vs. Houston, 11/2/08+.....	139-25-1
vs. Green Bay, 11/9/08+.....	192-30-1
vs. Chicago, 11/30/08+.....	131-28-1
@ Detroit, 12/7/08+.....	105-22-0
@ Arizona, 12/14/08+.....	165-28-0
vs. NY Giants, 12/28/08+.....	103-21-1
@ Cleveland, 9/13/09+.....	180-25-3
vs. Baltimore, 10/18/09+.....	143-22-0
vs. Detroit, 11/15/09+.....	133-18-2
@ New Orleans, 1/24/10*+.....	122-25-3
vs. Miami, 9/19/10+.....	28-145-1
vs. Detroit, 9/26/10+.....	23-160-2
@ Green Bay, 10/24/10+.....	28-131-1
vs. Buffalo, 12/5/10+.....	16-107-3
@ Philadelphia, 12/28/10+.....	22-118-1

**BIG PLAY POTENTIAL**

Adrian Peterson has showcased his ability to change games by running the ball, catching passes and fielding returns. Peterson set a team record as a rookie with 4 runs of 50+ yards in 2007.

**PETERSON'S LONGEST PLAYS**

OPPONENT	PLAY
vs. Detroit, 9/26/10.....	80t rush
at Chicago, 10/14/07.....	73t rush
vs. NY Giants, 12/28/08.....	67t rush
at Chicago, 10/14/07.....	67t rush
at Cleveland, 9/13/09.....	64t rush
vs. San Diego, 11/4/07.....	64t rush
at Carolina, 12/20/09.....	63 reception
vs. Atlanta, 9/9/07.....	60t reception
vs. Chicago, 11/30/08.....	59 rush
vs. Baltimore, 10/18/09.....	58 rush
vs. Green Bay, 9/30/07.....	55 rush
at Chicago, 10/19/08.....	54t rush
at Chicago, 10/14/07.....	53 kickoff return
vs. Green Bay, 9/30/07.....	51 kickoff return

**PETERSON'S CAREER GAME-BY-GAME (\* Starts)**

2007	MINNESOTA	Att.	RUSHING					RECEIVING				
			Yards	Avg.	Long	TD	No.	Yards	Avg.	Long	TD	
9/9	Atlanta.....	19	103	5.4	15	0	1	60	60.0	60t	1	
9/16	@ Detroit*.....	20	66	3.3	11	0	4	52	13.0	24	0	
9/23	@ Kansas City*.....	25	102	4.1	16	1	3	48	16.0	35	0	
9/30	Green Bay.....	12	112	9.3	55	0	1	6	6.0	6	0	
10/14	@ Chicago*.....	20	224	11.2	73t	3	1	9	9.0	9	0	
10/21	@ Dallas.....	12	63	5.3	20t	1	1	12	12.0	12	0	
10/28	Philadelphia*.....	20	70	3.5	17	0	0	0	0.0	0	0	
11/4	San Diego*.....	30	296	9.9	64t	3	1	19	19.0	19	0	
11/11	@ Green Bay*.....	11	45	4.1	12	0	3	14	4.7	11	0	
11/18	Oakland.....		INACTIVE									
11/25	@ NY Giants.....		INACTIVE									
12/2	Detroit*.....	15	116	7.7	28	2	1	10	10.0	10	0	
12/9	@ San Francisco.....	14	3	0.2	4	0	0	0	0.0	0	0	
12/17	Chicago*.....	20	78	3.9	28	2	1	17	17.0	17	0	
12/23	Washington*.....	9	27	3.0	18	0	2	21	10.5	14	0	
12/30	@ Denver.....	11	36	3.3	8	0	0	0	0.0	0	0	
<b>Totals</b>	<b>GP/GS: 14/9</b>	<b>238</b>	<b>1,341</b>	<b>5.6</b>	<b>73t</b>	<b>12</b>	<b>19</b>	<b>268</b>	<b>14.1</b>	<b>60t</b>	<b>1</b>	

KICKOFF EXECUTIVES STAFF COACHES PLAYERS ROOKIES 2010 SEASON RECORDS PLAYOFF RECORDS HISTORY EXTRA POINTS

		RUSHING							RECEIVING				
2008	MINNESOTA	Att.	Yards	Avg.	Long	TD	No.	Yards	Avg.	Long	TD		
9/8	@ Green Bay*	19	103	5.4	34	1	1	11	11.0	11	0		
9/14	Indianapolis*	23	160	5.5	29	0	4	20	5.0	13	0		
9/21	Carolina*	17	77	4.5	14	0	0	0	0.0	0	0		
9/28	@ Tennessee*	18	80	4.4	28t	2	4	21	5.3	8	0		
10/6	@ New Orleans*	21	32	1.5	7	0	1	9	9.0	9	0		
10/12	Detroit*	25	111	4.4	13	0	1	-5	-5.0	-5	0		
10/19	@ Chicago*	22	121	5.5	54t	2	1	9	9.0	9	0		
11/2	Houston*	25	139	5.6	40	1	0	0	0.0	0	0		
11/9	Green Bay*	30	192	6.4	29t	1	3	33	11.0	16	0		
11/16	@ Tampa Bay*	19	85	4.5	22	0	1	3	3.0	3	0		
11/23	@ Jacksonville	17	80	4.7	21	1	0	0	0.0	0	0		
11/30	Chicago*	28	131	4.7	59	1	2	-1	-0.5	1	0		
12/7	@ Detroit*	22	105	4.8	25	0	1	15	15.0	15	0		
12/14	@ Arizona*	28	165	5.9	32	0	0	0	0.0	0	0		
12/21	Atlanta*	22	76	3.5	17	0	2	16	8.0	11	0		
12/30	NY Giants*	12	103	4.9	67t	1	0	0	0.0	0	0		
<b>Totals</b>	<b>GP/GS: 16/15</b>	<b>363</b>	<b>1,760</b>	<b>4.8</b>	<b>67t</b>	<b>10</b>	<b>21</b>	<b>125</b>	<b>6.0</b>	<b>16</b>	<b>0</b>		
<b>PLAYOFFS</b>													
1/4/09	Philadelphia	20	83	4.2	40t	2	0	0	0.0	0	0		

		RUSHING							RECEIVING				
2009	MINNESOTA	Att.	Yards	Avg.	Long	TD	No.	Yards	Avg.	Long	TD		
9/13	@ Cleveland*	25	180	7.2	64t	3	1	18	18.0	18	0		
9/20	@ Detroit*	15	92	6.1	27t	1	4	24	6.0	11	0		
9/27	San Francisco*	19	85	4.5	35	0	2	14	7.0	9	0		
10/5	Green Bay*	25	55	2.2	12	1	1	0	0.0	0	0		
10/11	@ St. Louis*	14	63	4.5	15	2	2	6	3.0	9	0		
10/18	Baltimore*	22	143	6.5	58	0	4	23	5.8	10	0		
10/25	@ Pittsburgh	18	69	3.8	19	1	4	60	15.0	29	0		
11/1	@ Green Bay*	25	97	3.9	33	1	1	44	44.0	44	0		
11/15	Detroit*	18	133	7.4	43	2	2	10	5.0	11	0		
11/22	Seattle*	24	82	3.4	16	0	4	16	4.0	11	0		
11/29	Chicago*	25	85	3.4	15	1	2	18	9.0	14	0		
12/6	@ Arizona*	13	19	1.5	11	0	6	46	7.7	21	0		
12/13	Cincinnati*	26	97	3.7	15	2	3	40	13.3	28	0		
12/20	@ Carolina*	12	35	2.9	10	1	3	73	24.3	63	0		
12/28	@ Chicago*	24	94	3.9	10	2	3	43	14.3	16	0		
1/3/10	NY Giants*	9	54	6.0	23	1	1	1	1.0	1	0		
<b>Totals</b>	<b>GP/GS: 16/15</b>	<b>314</b>	<b>1,383</b>	<b>4.4</b>	<b>64t</b>	<b>18</b>	<b>43</b>	<b>436</b>	<b>10.1</b>	<b>63</b>	<b>0</b>		
<b>PLAYOFFS</b>													
1/17/10	Dallas*	26	63	2.4	11	0	1	19	19.0	19	0		
1/24/10	@ New Orleans*	25	122	4.9	27	3	2	14	7.0	11	0		

		RUSHING							RECEIVING				
2010	MINNESOTA	Att.	Yards	Avg.	Long	TD	No.	Yards	Avg.	Long	TD		
9/9	@ New Orleans*	19	87	4.6	14	0	3	14	4.7	11	0		
9/19	Miami*	28	145	5.2	23	1	5	42	8.2	16	0		
9/26	Detroit*	23	160	7.0	80t	2	5	30	6.0	17	0		
10/11	@ NY Jets*	18	88	4.9	30	0	1	20	20.0	20	0		
10/17	Dallas*	24	73	3.0	15	1	1	-2	-2.0	-2	0		
10/24	@ Green Bay*	28	131	4.7	17	1	2	41	20.5	26	0		
10/31	@ New England*	25	92	3.7	9	1	5	50	10.0	25	0		
11/7	Arizona*	15	81	5.4	30	1	4	63	15.8	33	1		
11/14	@ Chicago*	17	51	3.0	20	0	4	24	6.0	8	0		
11/21	Green Bay*	14	72	5.1	25	0	1	16	16.0	16	0		
11/28	@ Washington*	6	36	6.0	14	0	1	34	34.0	34	0		
12/5	Buffalo*	16	106	6.7	43t	3	1	1	1.0	1	0		
12/13	NY Giants*	14	26	1.9	7	0	0	0	0.0	0	0		
12/20	Chicago		INACTIVE										
12/28	@ Philadelphia*	22	118	5.4	27	1	1	11	11.0	11	0		
1/2/11	@ Detroit*	14	31	2.2	10	0	2	-2	-1.0	6	0		
<b>Totals</b>	<b>GP/GS: 15/15</b>	<b>283</b>	<b>1,298</b>	<b>4.6</b>	<b>80t</b>	<b>12</b>	<b>36</b>	<b>341</b>	<b>9.5</b>	<b>34</b>	<b>1</b>		



# 96 BRIAN ROBISON

**Defensive End**  
**6-3, 259**  
**5th NFL Season**  
**5th with Vikings**

**Texas**  
**D4 (#102) for 2007**  
**DOB: 4-27-83**  
**Splendora, TX**

**GAMES/STARTS (regular season, playoffs)** 2007 (16/5), 2008 (15/0, 1/1), 2009 (16/0, 2/0), 2010 (16/2). **Total-** 63/7, 3/1.

- All-Rookie honoree in 2007, ranked 3rd among NFL rookies with 4.5 sacks.
- Exceptional UT athlete was a full-time starter his final 3 seasons in football and was NCAA runner-up in the shot put.

**OFF THE FIELD** Majored in liberal arts at Texas...Father played collegiate football on the Ranger (TX) Junior College team that won a national title...Wife, Jayme Miller, is an accomplished rodeo barrel racer...Couple is expecting their first child...Competed in shot put during 2009 offseason, re-kindling his track and field skills as an unattached thrower.

**HONORS** 2007 *Pro Football Weekly* All-Rookie Team.

**PRO** Signed contract extension in 2011 off-season...Productive player who will start at LDE in 2011...Notched sacks in 3 of the final 4 regular season games in 2009...Was the last Viking to sack Packers QB Brett Favre.

**2010** Helped Vikings defense rank #8 in the NFL, the 3rd straight season with a top-10 ranking in the League...Started a pair of games at LDE in place of Ray Edwards, vs. Buffalo (12/5) and vs. NY Giants (12/13)...Notched 1st sack of season when he caught Shuan Hill vs. Detroit (9/26)...Recovered a pair of fumbles vs. Buffalo (12/5)...Replaced Edwards in the 2nd half of game at Washington (11/28) where he notched a sack of Donovan McNabb and added 3 QB hurries in the win.

**2009** Tied career-best with 4.5 sacks...Posted sacks in 3 of the

final 4 regular season games...Played in all 16 games and both playoff contests...Ranked 4th on team with 13 QB hurries...Had 1.5 of the Vikings 8.0 sacks against Green Bay (10/5), which was 1 sack shy of the Vikings team record in a game.

**2008** Saw action in 15 of the 16 games as All-Pro DE Jared Allen's primary backup...Had a team-best 7 QB hurries in Wild Card Playoffs vs. Philadelphia (1/4/09)...Started Wild Card game in place of Edwards...Notched his 2nd sack and 1st forced fumble of the year against Kurt Warner at Arizona (12/14).

**2007** Earned spot on *Pro Football Weekly's* All-Rookie Team and started 5 games...Opened the final 4 straight games at RDE and started 1st career game at Detroit (9/16) at LDE...Ranked 3rd in the NFL for sacks among rookies with 4.5...Burst onto the scene with 2.0 sacks in the regular season opener vs. Atlanta (9/9)...Sacked Packers QB Brett Favre (9/30) on the day he broke the NFL TD passes record.

**COLLEGE** His 6 career blocked kicks set a UT record and his 4 blocks in 2003 tied a single-season record...2006 NCAA runner-up in shot put as a junior and won Big 12 shot put title in 2005 and 2006...Won Big 12 shot and discus titles in 2006...Holds the school record in the shot put at 68-4.25 and ranks 3rd in UT history with a discus mark of 195-10...Helped Longhorns win 2005 national championship with Rose Bowl win over USC.

**PREP** All-State in football and track at Splendora (TX) High...Won Class 3A discus title as a junior and senior and shot title as a senior...Had best throws in all Texas classes as a senior at 215-2 in the discus and 66-2 in the shot...Had #40 jersey retired at Splendora High in 2004.

## ROBISON'S NFL TOTALS

Year	GP/GS	Tackles				INTs	PBU	TFL	QBH	FF/FR	Special Teams
		Solo	Asst.	Total	Sacks						
2007 (Minn)	16/5	15	10	25	4.5	0	0	6.0	14	1/0	2
2008 (Minn)	15/0	12	8	20	2.5	0	1	3.0	19	1/0	0
Playoffs	1/1	2	0	2	0.0	0	0	1.0	7	0/0	0
2009 (Minn)	16/0	10	2	12	4.5	0	0	2.0	13	0/0	1
Playoffs	2/0	1	0	1	0.0	0	0	0.0	2	0/0	0
2010 (Minn)	16/2	14	4	18	2.0	0	1	2.0	15	0/2	0
<b>Totals</b>	<b>63/7</b>	<b>51</b>	<b>24</b>	<b>75</b>	<b>13.5</b>	<b>0</b>	<b>2</b>	<b>13.0</b>	<b>61</b>	<b>2/2</b>	<b>3</b>
Playoffs	3/1	3	0	3	0.0	0	0	1.0	9	0/0	0

## SINGLE-GAME CAREER HIGHS

Tackles.....7..... vs. NY Giants, 12/28/08  
 Sacks.....2.0..... vs. Atlanta, 9/9/07  
 Forced Fumble.....1..... last @ Arizona, 12/14/08  
 Fumble Recoveries.....2..... vs. Buffalo, 12/5/10  
 QB Hurries.....5..... @ Arizona, 12/14/08  
 Tackle For Loss.....1.0..... 13, last @ Philadelphia, 12/28/10

## ROBISON'S SACKS

GAME	QB	SACKS
vs. Atlanta, 9/9/07	Joey Harrington	2.0
vs. Green Bay, 9/30/07	Brett Favre	1.0
@ Dallas, 10/21/07	Tony Romo	0.5
vs. Oakland, 11/18/07	Daunte Culpepper	1.0
vs. Green Bay, 11/9/08	Aaron Rodgers	1.0
vs. Chicago, 11/30/08	Kyle Orton	0.5
@ Arizona, 12/14/08	Kurt Warner	1.0
vs. Green Bay, 10/5/09	Aaron Rodgers	1.5
vs. Cincinnati, 12/13/09	Carson Palmer	1.0
@ Chicago, 12/28/09	Jay Cutler	1.0
vs. NY Giants, 1/3/10	Eli Manning	1.0
vs. Detroit, 9/26/10	Shaun Hill	1.0
@ Washington, 11/28/10	Donovan McNabb	1.0
<b>Total</b>		<b>13.5</b>

KICKOFF  
 EXECUTIVES  
 STAFF  
 COACHES  
 PLAYERS  
 ROOKIES  
 2010 SEASON  
 RECORDS  
 PLAYOFF RECORDS  
 HISTORY  
 EXTRA POINTS



**YOUR OFFICIAL SOURCE FOR  
MINNESOTA VIKINGS MERCHANDISE**



**Shop Today at [Vikingslockerroom.com](http://Vikingslockerroom.com) and  
receive 15% off your purchase of \$100 or more**

**Enter Sale Code **YEARBOOK11** at checkout to receive your discount.**

Offer not acceptable on previously purchased items. This discount may not be combined with any other offer.  
Offer excludes memorabilia, game worn and auction items. Offer expires: 12/31/2011



# 33 JAMARCA SANFORD

**Safety**  
**5-10, 200**  
**3rd NFL Season**  
**3rd with Vikings**

**Mississippi**  
**D7 (#231) for 2009**  
**DOB: 8-27-85**  
**Batesville, MS**

**GAMES/STARTS (regular season, playoffs)** 2009 (14/1, 2/0), 2010 (12/2). **Total-** 26/3, 2/0.

- Notched 1st career sack against Michael Vick at Philadelphia (12/28/10).
- Started vs. Cincinnati (12/13/09), making a clean sweep of the 2009 Vikings rookie class to all start a game during the season.
- Related to former Vikings 1st-round draft pick LB Dwayne Rudd and cousin of 2009 Falcons 1st-round DT Peria Jerry, a fellow Ole Miss teammate.

**OFF THE FIELD** Helped Vikings kick off the 2010 Vikings Children's Fund Summer Lunch Program at Ames Elementary School in St. Paul...Took part in the Vikings Planet Purple tree planting with 450 students at Jenny Lind School during the fall of 2009...Majored in criminal justice at Mississippi, earning his bachelor's degree in December 2008...Comes from a football family, cousin Peria Jerry was a fellow 2009 NFL Draft pick and related to Dwayne Rudd, a 1st-round pick by the Vikings in 1997...Recognized after 2008 spring practice with the Chucky Mullins Courage Award and wore the #38 patch to recognize the late Rebels player during the season.

**PRO** Has started 3 games in his opening 2 seasons with the Vikings...The 5th of 5 members of the Vikings draft class in 2009 to start a game during the season...Joins a group of 4 SEC players selected by the Vikings and helped the SEC lead all college football conferences with 37 players drafted...The last Ole Miss player drafted by the Vikings was OT Everett Lindsay in 1993.

**2010** Started final 2 games of season at FS opposite SS Husain Abdullah...Replaced injured Madiue Williams, starting at Philadelphia (12/28) and at Detroit (1/2/11)...Notched lone sack of season on Michael Vick at Philadelphia (12/28)...Was productive in his 2 starts, notching 5 tackles per game, adding a sack and a fumble recovery...His 5 tackles tied his career-best...Had season-high 2 special teams tackles in 4 games

## SANFORD'S NFL TOTALS

Year	GP/GS	Tackles			Sacks	INTs	PBU	TFL	QBH	FF/FR	Special
		Solo	Asst.	Total							Teams
2009 (Minn)	14/1	12	3	15	0.0	0	0	0	0	1/0	19
Playoffs	2/0	0	0	0	0.0	0	0	0	0	0/0	1
2010 (Minn)	12/2	11	5	16	1.0	0	0	1.0	1	0/1	9
<b>Totals</b>	<b>26/3</b>	<b>23</b>	<b>8</b>	<b>31</b>	<b>1.0</b>	<b>0</b>	<b>0</b>	<b>1.0</b>	<b>1</b>	<b>1/1</b>	<b>28</b>
Playoffs	2/0	0	0	0	0.0	0	0	0	0	0/0	1

## SINGLE-GAME CAREER HIGHS

- Tackles.....5..... 3 times, last @ Detroit, 1/2/11
- Tackle For Loss.....1.0..... @ Philadelphia, 12/28/10
- Sack.....1.0..... @ Philadelphia, 12/28/10
- Forced Fumble.....1..... vs. Seattle, 11/22/09
- Fumble Recovery.....1..... @ Detroit, 1/2/11
- Special Teams Tackles.....3..... vs. Baltimore, 10/18/09; vs. Cincinnati, 12/13/09

during the season.

**2009** Started 1st career game vs. Cincinnati (12/13), making him the 5th of 5 members of the Vikings 2009 rookie class to start a game during the regular season...Joined fellow defensive rookie MLB Jasper Brinkley starting on the Vikings defense vs. Cincinnati...Became 1st Vikings rookie to start a game at safety since Willie Offord in 2002...Posted season-best 5 tackles on defense at Arizona (12/6)...Ranked 3rd on Vikings with 19 special teams tackles, trailing only Pro Bowler Heath Farwell and Kenny Onatolu...Had season-high 3 special teams tackles vs. Baltimore (10/18) and vs. Cincinnati (12/13)...Inactive for 2 of opening 4 games, but played in final 12 regular season games and both playoff contests.

**COLLEGE** Durable and productive player for the Rebels, started all 44 games he played at Ole Miss...Served as a team captain as a senior...Was the SEC's active tackles leader during his career...Helped Rebels defense rank #2 in the SEC and #4 in the country in rushing defense...Named SEC Defensive Player of the Week for his performance against Florida with career-high 11 solo tackles as a senior when the Rebels handed the eventual national champion Gators their only loss of the season and a rare loss at The Swamp...Started 10 games as a junior at SS...Started all 11 games he played as a sophomore in 2006, opening 7 at SS and 4 at LB...Redshirted in 2004.

**PREP** Led South Panola High in Batesville, MS to a 15-0 mark and the Class 5A state title as a senior...Helped team ascend to #9 in USA Today high school rankings...Named MVP of state title game...Team was 14-1 and state runner-up as a junior...All-State OLB as a senior.

## SANFORD'S SACKS

GAME	QB	SACKS
@ Philadelphia, 12/28/10	Michael Vick	1.0
<b>Total</b>		<b>1.0</b>



# 35 MARCUS SHERELS



**Cornerback**  
5-10, 175  
1st NFL Season  
1st with Vikings

**Minnesota**  
FA for 2010  
DOB: 9/30/87  
Rochester, MN

**GAMES/STARTS** (regular season, playoffs) 2010 (1/0-Minn).  
Total- 1/0.

• Signed as an undrafted free agent in 2010. Member of the Vikings practice squad for 15 weeks and was activated for the final game of the 2010 season.

• Local product attended Rochester John Marshall High and University of Minnesota.

**OFF THE FIELD** Earned bachelor's degree in political science in spring 2010...Aspires to attend law school after his playing career...Older brother, Mike, played LB for the Gophers from 2004-07 and captained the team as a junior and senior.... Earned Academic All-Big Ten as a sophomore...Is the only Minnesota in-state product on the Vikings roster.

**PRO** Worked his way up from rookie free agent to seeing game action in 2010 regular season finale at Detroit (1/2/11)...Signed as a rookie free agent on 5/4/10 after performance in Vikings rookie camp where he participated on a tryout basis.

**2010** Impressed the Vikings coaches' enough to earn a spot on the 2010 practice squad...Released on 9/28/10 but was re-signed to the practice squad 10/13/10...Spent a total of 15 weeks on the 8-man practice squad in 2010...Signed to the Vikings' active roster on 12/31/10 and made his NFL debut in Detroit on 1/2/11.

**COLLEGE** Worked his way from walk-on to full-time starter as a junior and senior at CB for the Gophers...Excelled on special teams during career as a return man and in coverage...Had a pair of INTs as a junior and senior...Notched an 88-yard fumble return as a senior.

**PREP** Earned Honorable Mention All-State as a senior RB at Rochester John Marshall...Standout in basketball.

## VIKINGS OF TOMORROW

Not only does football offer youngsters skills to play the game - but more importantly, football provides them with skills and opportunities to succeed in life. The entire Minnesota Vikings organization supports youth of all ages participating in the game we all love, both on and off the field. We recognize that these youngsters are the future of the NFL, making youth football a top priority of the organization.

The mission of the Vikings of Tomorrow youth football program is to give back to the community by introducing amateur leagues to the fundamentals of football at the professional level. By working hand-in-hand with various youth football programs and partners throughout the region, the Vikings of Tomorrow program is designed to support, promote and expand the sport of amateur football and the broad appreciation of the game.

Since its inception in 2007, the Vikings of Tomorrow youth football program has provided thousands of amateur football players (ages 8-14) with the unforgettable opportunity to play on the Vikings turf in either pregame, halftime or post-game scrimmages at Mall of America Field, including the annual Vikings of Tomorrow vs. Mascot Challenge. In addition to showcasing their talent on the field, the youth players also have the chance to cheer on the Purple from the stands, appear on the video board and received a commemorative photograph to capture the lasting memories of their experience.

For more information on the Vikings of Tomorrow program, visit Vikings.com.



The Vikings of Tomorrow program allows youth to play on the same field the Vikings do on Sunday mornings.





# 81

## VISANTHE SHIANCOE

**Tight End**  
**6-4, 250**  
**9th NFL Season**  
**5th with Vikings**

**Morgan State**  
**UFA (NYG) for 2007**  
**DOB: 6-18-80**  
**Laurel, MD**

**GAMES/STARTS (regular season, playoffs)** 2003 (16/7-NYG), 2004 (16/7-NYG), 2005 (16/5, 1/0-NYG), 2006 (16/4, 1/0-NYG), 2007 (16/15), 2008 (16/15, 1/1), 2009 (16/16, 2/2), 2010 (16/9). **Total-** 128/78, 5/3 (64/55, 3/3-Minn, 64/23, 2/0-NYG) .

- Set Vikings record for TD catches by a TE with 11 in 2009.
- Has not missed a game in his opening 8 NFL seasons.
- Took part in Holiday season by hosting Shop With A Viking for youth from A-Mon-Nue Sports Association.

**OFF THE FIELD** Helped present check for \$10,000 for fitness equipment to the International Spanish Language Academy in Minnetonka, MN during fall 2010 after being recognized as Minnesota's NFL Play 60 Super School, delivering a message about healthy habits and getting exercise every day to promote health and wellness among young students...Joined Vikings owner Zygi Wilf on a Vikings You Made the Team Community Tour to Austin, MN in 2009 along with Sidney Rice...Hosted kids from A-Mon-Nue Sports Association for Shop With A Viking event at Sports Authority during the Holiday season, adding money out of his own pocket to the gift cards the kids were presented...Joined several teammates for A Celebration of Sorts, assembling Halloween costumes from donated items in fall 2009...Owns two ferrets...Majored in information technology at Morgan State...Hosted a free youth football camp in Prince George County, MD during summer 2010 with fellow NFLer Darnell Dockett...2009 recipient of the Korey Stringer Good Guy Award which is voted on by Twin Cities media members.

**HONORS** Named the 2009 Korey Stringer Good Guy Award winner by Twin Cities chapter or Pro Football Writers of America for cooperation with media.

**PRO** Had career-best season in 2009 with 11 TDs, a new Vikings record for TDs by a TE in a season...Ranks 2nd in team history for career TD catches by a TE with 21, trailing Steve Jordan...Has caught a pass in every game during the 2008 and 2009 seasons...Has blocked for a 1,200+ yard rusher in each of his 8 NFL seasons...Durable vet who has not missed a game in his 8 NFL seasons, playing in 128 regular season games and 5 playoff contests...Part of the Vikings 2009 and 2008 NFC North titles and Giants 2005 NFC East championship team...Giants advanced to the playoffs in 2005 and 2006...Helped RB Tiki Barber rush for

over 1,200 yards in each of his 4 seasons in New York...Helped Barber rush for the top 3 single-season totals in team history and for 5 of the top 6 single-game rushing totals in the Giants record book...A 3rd-round pick (#91) by the Giants in 2002.

**2010** Ranked 2nd on team with 47 receptions, the 2nd-best production of his career behind career-high 56 in 2009...Scored 1st TD of Vikings season at New Orleans (9/9)...Had critical 25-yard TD catch with :27 seconds remaining vs. Arizona (11/7) to force OT, a game won with an Ryan Longwell FG in OT...Caught a pass in 15 games, only being shut out vs. Dallas (10/17)...Grabbed season-high 6 receptions twice during the season- vs. Miami (9/19) and vs. Chicago (12/20).

**2009** Set team record for a Vikings TE with 11 TD catches...Tied for 4th-most receiving TDs in the NFL during the season and had 2nd-most by a TE...Caught 1st career playoff TD vs. Dallas (1/17/10)...Set career playoff high with 83 yards in NFC Championship game at New Orleans (1/24/10)...Posted 2nd career 2-TD day vs. Baltimore (10/18), playing against his hometown team...Caught career-high 8 passes vs. Seattle (11/22)...Helped block for Adrian Peterson as he rushed for 1,383 yards, the 3rd-highest rushing total in team history, and set new Vikings record with 18 rushing TDs...Big reason the Vikings passing offense jumped to #8 in the NFL, a 17-position improvement over the previous season.

**2008** Developed into a consistent playmaker and threat in his 2nd Vikings season...Had career-best season in all statistical categories...Led NFC and ranked 3rd among NFL TEs with 7 TD catches...Tied with WR Bernard Berrian for Vikings TD reception lead...Fell 1 TD shy of matching then-Vikings record for TD receptions in a season of 8 held by Joe Senser in 1981...Posted the 2nd-best receiving yards in a game by a Vikings TE with 136 vs. Atlanta (12/21), trailing only Steve Jordan's 179 at Washington (11/2/86), and tied Vikings record for TDs by a TE in a game at 2...Hauled in 4-yard TD pass from RB Chester Taylor on Monday Night Football at New Orleans (10/6)...Entered 2008 with 576 career receiving yards, a total he passed in the 15th game of the season, ending with 596 yards...Helped RB Adrian Peterson set Vikings single-season rushing record with 1,760 yards and become the 1st Vikings RB to lead the NFL...Caught a pass in all 16 games and the Wild Card playoff game.

**2007** Helped Vikings lead NFL in rushing and set team rushing record...Enjoyed best season of his career catching the ball with 27 receptions and his 323 yards ranked 4th on the team...Hauled in the longest catch by a Viking on the season with 79-yarder against Oakland (11/18) on a reverse pass from WR Sidney Rice...Set Vikings record with the longest catch by a TE on 79-yard reception against Raiders...Had the longest catch by a TE in the NFL in 2007 and ranked tied for 7th-longest in the NFL for the season...Caught 1st TD as a Viking on a 9-yard pass from Kelly Holcomb vs. Philadelphia (10/28).

**2006** Hauled in season-long 16-yard pass vs. Washington (10/8)...Helped Barber rush for 1,662 yards, the 2nd-best total in his career and Giants history...Paved the way for Barber to set the Giants single-game record with 234 rushing yards in the regular-season finale at Washington (12/31)...Helped Giants advance to the NFC Wild Card Playoffs at Philadelphia.

**2005** Played in all 16 and started 5 games for the NFC East champions...Had season-high 3 catches for 40 yards at

### TDs BY TEs

Visanthe Shiancoe set a new Vikings record for TD catches by a TE with 11 in 2009 and is closing in on Vikings all-time great Steve Jordan for the career TD mark. Shiancoe's 11 TDs led the Vikings in 2009.

#### SINGLE-SEASON TD CATCHES BY VIKINGS TEs

PLAYER, SEASON	TDs/TOTAL CATCHES
Visanthe Shiancoe, 2009	11/56
Joe Senser, 1981	8/79
Visanthe Shiancoe, 2008	7/42
Joe Senser, 1980	7/42

#### CAREER TD CATCHES BY VIKINGS TEs

PLAYER, SEASON	TDs
Steve Jordan, 1982-94	28
Visanthe Shiancoe, 2007-10	21
Stu Voigt, 1970-80	17

KICKOFF  
EXECUTIVES  
STAFF  
COACHES  
PLAYERS  
ROOKIES  
2010 SEASON  
RECORDS  
PLAYOFF RECORDS  
HISTORY  
EXTRA POINTS

Washington (12/24)...Started games vs. Arizona (9/11), at San Francisco (11/6), vs. Philadelphia (11/20), at Philadelphia (12/11) and at Oakland (12/31)...Caught a pass vs. Carolina (1/8/06) in NFC Wild Card Playoff game.

**2004** Started 7 games and played in all 16...Regular contributor on special teams and a regular in 2-TE formations...Caught 3rd TD of his career when he hauled in a 2-yard score from Eli Manning vs. Dallas (1/2/05)...Had a pair of catches for 14 yards vs. Detroit (10/24) and caught 2 passes in the regular-season finale vs. Dallas (1/2/05)...Caught a pass at Minnesota (10/31).

**2003** Stepped into lineup as a rookie to start 7 games and play in all 16...Hauled in a pair of TDs on the season...Caught 1st career TD at New Orleans (12/14) and ended day with 3 receptions for 19 yards...Caught 1st career pass on a 3-yard reception at New England (10/12)...Started 1st career game in the season opener vs. St. Louis (9/7)...Joined team as a 3rd-round draft choice, the 91st overall selection.

**COLLEGE** Was a standout TE with 52 catches for 1,001 yards and 11 TDs during his career at Morgan State...Ranked 2nd on team with 25 catches as a senior with a 20.4-yard average and 5 TDs.

**PREP** Multi-position talent at Blair High in Laurel, MD who played WR, QB and TE...Named to All-County team.

## SHANK SHOWS 'EM

In the past 4 seasons, Visanthe Shiancoe has established himself as a go-to threat at TE and his 20 TDs in that span are 4th among all TEs in the NFL and tied for 16th overall.

### NFL TOUCHDOWN RECEPTIONS 2008-09

PLAYER	TDs
Larry Fitzgerald, WR.....	25
Randy Moss, WR.....	24
<b>Visanthe Shiancoe, TE .....</b>	<b>18</b>
Roddy White, WR.....	18

### NFL TOUCHDOWN RECEPTIONS BY A TE 2008-10

PLAYER	TDs
Antonio Gates .....	26
Tony Gonzalez .....	22
Vernon Davis .....	22
<b>Visanthe Shiancoe .....</b>	<b>20</b>

### RECEIVING YARDS IN A GAME BY VIKINGS TEs

PLAYER, GAME	YARDS
Steve Jordan, vs. Washington (11/2/86).....	179
<b>Visanthe Shiancoe, vs. Atlanta (12/21/08) .....</b>	<b>136</b>
Gordon Smith, vs. San Francisco (11/26/61) .....	123
Joe Senser, vs. NY Jets (12/26/82) .....	115

## SHIANCOE'S NFL TOTALS

Year	GP/GS	No.	RECEIVING			
			Yds.	Avg.	Lg	TD
2003 (NYG).....	16/7	10	56	5.6	10	2
2004 (NYG).....	16/7	5	25	5.0	9	1
2005 (NYG).....	16/5	8	91	11.4	17	0
<i>Playoffs.....</i>	<i>1/0</i>	<i>1</i>	<i>4</i>	<i>4.0</i>	<i>4</i>	<i>0</i>
2006 (NYG).....	16/4	12	81	6.8	16	0
<i>Playoffs.....</i>	<i>1/0</i>	<i>1</i>	<i>4</i>	<i>4.0</i>	<i>4</i>	<i>0</i>
2007 (Minn).....	16/15	27	323	12.0	79	1
2008 (Minn).....	16/15	42	596	14.2	40	7
<i>Playoffs.....</i>	<i>1/1</i>	<i>1</i>	<i>7</i>	<i>7.0</i>	<i>7</i>	<i>0</i>
2009 (Minn).....	16/16	56	566	10.1	27	11
<i>Playoffs.....</i>	<i>2/2</i>	<i>5</i>	<i>94</i>	<i>18.8</i>	<i>26</i>	<i>1</i>
2010 (Minn).....	16/9	47	531	11.3	33	2
<b>Totals .....</b>	<b>128/78</b>	<b>207</b>	<b>2,269</b>	<b>11.0</b>	<b>79</b>	<b>24</b>
<i>Playoffs .....</i>	<i>5/3</i>	<i>8</i>	<i>109</i>	<i>13.6</i>	<i>26</i>	<i>1</i>

## SINGLE-GAME CAREER HIGHS

Receptions..... 8..... vs. Seattle, 11/22/09

Receiving Yards..... 136..... vs. Atlanta, 12/21/08

Long Reception..... 79..... vs. Oakland, 11/18/07

TD Receptions..... 2..... vs. Atlanta, 12/21/08; vs. Baltimore, 10/18/09

## SHIANCOE'S TOUCHDOWNS

Game	Play
@ New Orleans, 12/14/03 .....	4 pass from J. Palmer
vs. Carolina, 12/28/03 .....	1 pass from J. Palmer
vs. Dallas, 1/2/05 .....	2 pass from E. Manning
vs. Philadelphia, 10/28/07 .....	9 pass from K. Holcomb
vs. Carolina, 9/21/08 .....	34 pass from G. Fretotte
@ New Orleans, 10/6/08 .....	4 pass from C. Taylor
@ Chicago, 10/19/08 .....	24 pass from G. Fretotte
vs. Houston, 11/2/08 .....	25 pass from G. Fretotte
@ Detroit, 12/7/08 .....	11 pass from T. Jackson
vs. Atlanta, 12/21/08 .....	21 pass, 17 pass from T. Jackson
@ Detroit, 9/20/09 .....	1 pass from B. Favre
vs. Green Bay, 10/5/09 .....	1 pass from B. Favre

@ St. Louis, 10/11/09 .....	13 pass from B. Favre
vs. Baltimore, 10/18/09 .....	19 pass, 1 pass from B. Favre
@ Green Bay, 11/1/09 .....	12 pass from B. Favre
vs. Seattle, 11/22/09 .....	8 pass from B. Favre
vs. Chicago, 11/19/09 .....	6 pass from B. Favre
@ Arizona, 12/6/09 .....	3 pass from B. Favre
@ Chicago, 12/28/09 .....	6 pass from B. Favre
vs. NY Giants, 1/3/10 .....	10 pass from B. Favre
vs. Dallas, 1/17/10* .....	11 pass from B. Favre
@ New Orleans, 9/9/10 .....	20 pass from B. Favre
vs. Arizona, 11/7/10 .....	25 pass from B. Favre
<b>Total.....</b>	<b>25</b>


\*playoffs

SHIANCOE'S CAREER GAME-BY-GAME (\*-starts)

Year	Team	No.	Yards	Avg.	Lg	TD	12/21	Atlanta*	136	19.4	31	2	
2003	NY Giants	No.	Yards	Avg.	Lg	TD	12/28	NY Giants*	14	7.0	8	0	
10/12	@ New England	1	3	3.0	3	0	Totals	GP/CS: 16/15	42	596	14.2	40	7
11/9	Atlanta	1	7	7.0	7	0	PLAYOFFS						
12/14	@ New Orleans*	3	19	6.3	10	1	1/4/09	Philadelphia*	1	7	7.0	7	0
12/21	@ Dallas*	3	20	6.7	8	0	2009						
12/28	Carolina*	2	7	3.5	6	1	9/13	Minnesota	No.	Yards	Avg.	Long	TD
Totals	GP/CS: 16/7	10	56	5.6	10	2	9/20	@ Cleveland*	3	26	8.7	13	0
2004	NY Giants	No.	Yards	Avg.	Long	TD	9/20	@ Detroit*	1	1	1.0	1t	1
10/24	Detroit*	2	14	7.0	9	0	9/27	San Francisco*	2	22	11.0	12	0
10/31	@ Minnesota	1	5	5.0	5	0	10/5	Green Bay*	3	18	6.0	9	1
1/2/06	Dallas	2	6	3.0	4	1	10/11	@ St. Louis*	4	49	12.3	17	1
Totals	GP/CS: 16/7	5	25	5.0	9	1	10/18	Baltimore*	4	48	12.0	21	2
2005	NY Giants	No.	Yards	Avg.	Long	TD	10/25	@ Pittsburgh*	4	27	6.8	9	0
9/25	@ San Diego	1	5	5.0	5	0	11/1	@ Green Bay*	1	12	12.0	12t	1
11/20	Philadelphia*	1	15	15.0	15	0	11/15	Detroit*	3	43	14.3	21	0
12/11	@ Philadelphia*	2	15	7.5	15	0	11/22	Seattle*	8	78	9.8	14	1
12/24	@ Washington	3	40	13.3	17	0	11/29	Chicago*	5	51	10.2	21	1
12/31	@ Oakland*	1	16	16.0	16	0	12/6	@ Arizona*	2	14	7.0	11	1
Totals	GP/CS: 16/5	8	91	11.4	17	0	12/13	Cincinnati*	2	19	9.5	13	0
PLAYOFFS													
1/8/06	Carolina	1	4	4.0	4	0	12/20	@ Carolina*	3	24	8.0	8	0
2006	NY Giants	No.	Yards	Avg.	Long	TD	12/28	@ Chicago*	4	40	10.0	18	1
9/17	@ Philadelphia	1	9	9.0	9	0	1/3/10	NY Giants*	7	94	13.4	27	1
9/24	@ Seattle	1	5	5.0	5	0	2010						
10/8	Washington	2	18	9.0	16	0	1/17/10	Dallas*	1	11	11.0	11t	1
10/29	Tampa Bay	1	13	13.0	13	0	1/24/10	@ New Orleans*	4	83	20.8	26	0
11/12	Chicago	2	4	2.0	2	0	9/9	Minnesota	No.	Yards	Avg.	Long	TD
12/3	Dallas	1	7	7.0	7	0	9/9	@ New Orleans	4	76	19.0	33	1
12/10	@ Carolina	1	9	9.0	9	0	9/19	Miami	6	86	14.3	33	0
12/17	Philadelphia	2	8	4.0	4	0	9/26	Detroit	1	7	7.0	7	0
12/30	@ Washington*	1	8	8.0	8	0	10/11	@ NY Jets	2	28	14.0	20	0
Totals	GP/CS: 16/4	12	81	6.8	16	0	10/17	Dallas	0	0	0.0	0	0
PLAYOFFS													
1/7/07	@ Philadelphia	1	4	4.0	4	0	10/24	@ Green Bay	3	30	10.0	14	0
2007	Minnesota	No.	Yards	Avg.	Long	TD	10/31	@ New England	4	38	9.5	17	0
9/9	Atlanta*	2	18	9.0	10	0	11/7	Arizona	4	66	16.5	25t	1
9/23	@ Kansas City*	3	51	17.0	25	0	11/14	@ Chicago	4	29	7.3	14	0
9/30	Green Bay*	4	38	9.5	15	0	11/21	Green Bay	2	6	3.0	6	0
10/28	Philadelphia*	5	50	10.0	12	1	11/28	@ Washington	3	54	18.0	29	0
11/4	San Diego*	2	14	7.0	8	0	12/5	Buffalo	2	17	8.5	15	0
11/11	@ Green Bay	1	7	7.0	7	0	12/13	NY Giants	1	7	7.0	7	0
11/18	Oakland*	2	94	47.0	79	0	12/20	Chicago	6	41	6.8	11	0
11/25	@ NY Giants*	1	13	13.0	13	0	12/28	@ Philadelphia	3	32	10.7	23	0
12/2	Detroit*	1	7	7.0	7	0	1/2/11	@ Detroit	2	14	7.0	8	0
12/9	@ San Francisco*	2	11	5.5	9	0	Totals	GP/CS: 16/9	47	531	11.3	33	2
12/23	Washington*	4	20	5.0	6	0	2010 SEASON						
Totals	GP/CS: 16/15	27	323	12.0	79	1	RECORDS						
2008	Minnesota	No.	Yards	Avg.	Long	TD	PLAYOFF RECORDS						
9/8	@ Green Bay*	3	21	7.0	9	0	HISTORY						
9/14	Indianapolis*	1	23	23.0	23	0	EXTRA POINTS						
9/21	Carolina*	2	38	19.0	34t	1	VIKINGS TEAM GUIDE   165						
9/28	@ Tennessee*	4	47	11.8	22	0							
10/6	@ New Orleans*	2	16	8.0	12	1							
10/12	Detroit*	1	10	10.0	10	0							
10/19	@ Chicago*	4	68	17.0	24t	1							
11/2	Houston	1	25	25.0	25t	1							
11/9	Green Bay*	3	4	1.3	4	0							
11/16	@ Tampa Bay*	2	41	20.5	23	0							
11/23	@ Jacksonville*	3	60	20.0	40	0							
11/30	Chicago*	1	20	20.0	20	0							
12/7	@ Detroit*	5	65	13.0	25	1							
12/14	@ Arizona*	1	8	8.0	8	0							

KICKOFF  
EXECUTIVES  
STAFF  
COACHES  
PLAYERS  
ROOKIES  
2010 SEASON  
RECORDS  
PLAYOFF RECORDS  
HISTORY  
EXTRA POINTS

# 65 JOHN SULLIVAN



**Center**  
**6-4, 301**  
**4th NFL Season**  
**4th with Vikings**

**Notre Dame**  
**D6 (#187) for 2008**  
**DOB: 8-8-85**  
**Old Greenwich, CT**

**GAMES/STARTS (regular season, playoffs)** 2008 (16/0, 1/0), 2009 (16/16, 2/2), 2010 (14/14). **Total**-46/30, 3/2.

- 3-time state wrestling champion as a prep in Connecticut.
- Attended same high school as NFL great Steve Young.

**OFF THE FIELD** Active in Twin Cities community with visits to the University of Minnesota Amplatz Children's Hospital, helping teammate Steve Hutchinson host holiday meals for patients and their families...Avid sporting clays shooter at Minnesota Horse and Hunt Club, competing in league shooting the past 3 years...Active with youth outdoor mentoring activities through the Minnesota Department of Natural Resources... Graduated with degree in marketing in spring semester 2007 and played his senior season of football at Notre Dame in graduate studies...Attended same high school as former 49ers great Steve Young...Excelled in wrestling, winning heavyweight state titles as a sophomore, junior and senior and placed 7th in national meet.

**PRO** Has started all 30 regular season games and both playoff contests he has played over the past 2 seasons...Has helped RB Adrian Peterson rush for 1,000+ yards and 12+ TDs in 2009 and 2010, including team-record 18 TDs in 2009...Joined rookie RT Phil Loadholt in 2009 as new starters along the Vikings line...Held down middle of the Vikings line in 2009, his 1st season as a starter, opening all 16 games and both playoff contests...The last Irish player selected by the Vikings was Vikings Radio Network color analyst Pete Berlich, #211 in 1994...Recruited to Notre Dame and played his freshman and sophomore seasons under former Vikings assistant coach Tyrone Willingham.

**2010** Battled back from injuries to start 14 games...Snapped to 3 different starting QBs during the season- Brett Favre, Tarvaris Jackson and Joe Webb...Missed game at NY Jets (10/11) and vs. Dallas (10/17)...Fought through calf injury during preseason and early season, but rebounded to start final 12 games of season...

Helped Adrian Peterson rush for 1,298 yards, the 5th-best single-season mark in team history...For the final 5 games of the season, he anchored a line that had a rookie LG, Chris DeGare, and newly-tapped starter, Ryan Cook, at RG after injuries to regular starters Steve Hutchinson and Anthony Herrera.

**2009** Had impressive debut season as a starter, starting every game during the regular season and playoffs...Helped Vikings offense rank #5 in the NFL and ranked #8 in passing offense, a 17-position jump from the previous season...Paved the way for Adrian Peterson to rush for 1,383 yards and set a Vikings record with 18 rushing TDs...Protected QB Brett Favre, who joined the team following training camp, to post his best statistical season...Along with rookie RT Phil Loadholt, made debut as a starter along the line.

**2008** Played in all 16 regular season games and the Wild Card Playoff contest vs. Philadelphia (1/4/09)...Saw time on special teams as part of kickoff return unit.

**COLLEGE** Starter in BCS Bowl games as a sophomore and junior, opening the Sugar Bowl vs. LSU as a junior and Fiesta Bowl vs. Ohio State as a sophomore...Guided Irish to 10-3 mark in 2006 and 9-3 record in 2005...Played final 3 seasons in South Bend under former New England Patriots offensive coordinator Charlie Weiss...Played in 47 and started 43 games for the Irish...Preseason All-America choice by Street & Smith as a senior... Started all 12 games as a sophomore.

**PREP** Named Gatorade's Connecticut Player of the Year as a senior at Greenwich High...Named All-America by SuperPrep and Parade while earning 2nd-team notice by *USA Today* and ESPN.com...Selected to U.S. Army All-America Bowl game in San Antonio...Helped team to 12-1-1 mark as a senior and a berth in the state title game...Posted 138-6 record as a heavy-weight wrestler, winning 3 state championships.

## VIKINGS HONORED 25th AND 40th TEAMS

As the Vikings celebrated the 50th season in 2010, past honors have been bestowed upon some of the greats in franchise history. The team recognized an all-time team in 1985 as part of the celebration of the 25th season and in 2000 announced the 40th-season all-time team.

### VIKINGS 25TH SEASON ALL-TIME TEAM 1961-85

#### OFFENSE

WRs: Ahmad Rashad, Sammy White  
 Ts: Ron Yary, Grady Alderman  
 Cs: Ed White, Milt Sunde  
 C: Mick Tingelhoff  
 TE: Stu Voigt  
 QB: Fran Tarkenton  
 RBs: Bill Brown, Chuck Foreman  
 K: Fred Cox

#### DEFENSE

DEs: Jim Marshall, Carl Eller  
 DTs: Alan Page, Gary Larsen  
 OLBs: Matt Blair, Roy Winston  
 ILBs: Jeff Siemon, Scott Studwell  
 Ss: Paul Krause, Karl Kasulke  
 CBs: Bobby Bryant, Ed Sharockman  
 P: Greg Coleman  
 Head Coach: Bud Grant

### VIKINGS 40TH SEASON ALL-TIME TEAM 1961-2000

#### OFFENSE

WRs: Ahmad Rashad, Cris Carter  
 Ts: Ron Yary, Tim Irwin  
 Cs: Ed White, Randall McDaniel  
 C: Mick Tingelhoff  
 TE: Steve Jordan  
 QB: Fran Tarkenton  
 RBs: Chuck Foreman, Robert Smith  
 K: Fred Cox  
 Special Teams Coverage: Bill Brown

#### DEFENSE

DEs: Jim Marshall, Carl Eller  
 DTs: Alan Page, John Randle  
 LBs: Jeff Siemon, Matt Blair, Scott Studwell  
 Ss: Paul Krause, Joey Browner  
 CBs: Bobby Bryant, Carl Lee  
 P: Greg Coleman  
 Special Teams Returns: Darrin Nelson  
 Head Coach: Bud Grant



# 14 JOE WEBB

**Quarterback**  
**6-4, 220**  
**2nd NFL Season**  
**2nd with Vikings**

**Alabama-Birmingham**  
**D6 (#199) for 2010**  
**DOB: 11-14-86**  
**Birmingham, AL**

**GAMES/STARTS (regular season, playoffs) 2010 (5/2). Total 5/2.**

- Won his 1st career start under hostile conditions at Philadelphia (12/26/10), a game postponed for 2 days due to weather.
- Ran for 1st career TD on Monday Night Football vs. Chicago (12/20/10) when he relieved Brett Favre.

**OFF THE FIELD** Earned degree in criminal justice in 2009... Interested in career in investigations following his days on the gridiron... Member of National Honor Society in high school... Engaged to Tameka, couple is expecting a son in fall 2011... Brother, Yohance Myles, is an actor who has appeared in film, TV and stage.

**PRO** Started final 2 games of rookie season, winning his 1st start at Philadelphia (12/28/10)... Joined Ron VanderKelen as the only Vikings rookie QBs to win their 1st start... Was the 9th player in UAB history to be drafted in the NFL and the 1st since WR Roddy White in 2005.

**2010** Started final 2 games of season and played extensively in relief of injured Brett Favre vs. Chicago (12/20) on Monday Night Football... Became only 2nd Vikings rookie QB to win their 1st start when he guided club to a 24-14 win at Philadelphia (12/28), a game that had been delayed by 2 days by snowy weather... Ran for a pair of TDs in consecutive games during the season, his 1st coming vs. Chicago (12/20) on a 13-yard run and the following week on a 9-yard burst at Philadelphia... Connected with Percy Harvin on a 46-yard pass at Philadelphia, his longest pass of the season... Saw 1st action at QB in relief

**WEBB'S NFL TOTALS**

**PASSING**

Year	GP/GS	Att.	Comp.	Pct.	Yards	Yds/Att	TD	INT	LG	Sk/Yds	Rating
2010 (Minn)	5/2	89	54	60.7	480	5.4	0	3	46	8/48	61.1
<b>Totals</b>	<b>5/2</b>	<b>89</b>	<b>54</b>	<b>60.7</b>	<b>480</b>	<b>5.4</b>	<b>0</b>	<b>3</b>	<b>46</b>	<b>8/48</b>	<b>61.1</b>

**Record as Starter (regular/playoffs): 1-1; 1-1 in 2010.**

**RUSHING**

Year	Att.	Yards	Avg.	LG	TD
2010	18	120	6.7	16	2
<b>Totals</b>	<b>18</b>	<b>120</b>	<b>6.7</b>	<b>16</b>	<b>2</b>

**WEBB'S TOUCHDOWNS**

GAME	Play
vs. Chicago, 12/20/10	13 rush
@ Philadelphia, 12/28/10	9 rush

**SINGLE-GAME CAREER HIGHS**

- Attempts ..... 32 ..... @ Detroit, 1/2/11
- Completions ..... 20 ..... @ Detroit, 1/2/11
- Passing Yards ..... 195 ..... @ Philadelphia, 12/28/10
- Long Pass ..... 46 ..... @ Philadelphia, 12/28/10 (to P. Harvin)
- Highest QB Rating ..... 87.8 ..... @ Philadelphia, 12/28/10
- Rushing Attempts ..... 6 ..... vs. Chicago, 12/20/10; @ Philadelphia, 12/28/10
- Rushing Yards ..... 38 ..... vs. Chicago, 12/20/10
- Long Rush ..... 16 ..... vs. NY Giants, 12/13/10
- Rushing TDs ..... 1 ..... vs. Chicago, 12/20/10; @ Philadelphia, 12/28/10
- Kickoff Return ..... 1 ..... vs. Buffalo, 12/5/10
- Long Kickoff Return ..... 30 ..... vs. Buffalo, 12/5/10

of Tarvaris Jackson vs. NY Giants (12/12), completing a pair of passes and rushing for 16 yards in game played at Ford Field in Detroit... In 1st game action of the season, returned opening kickoff vs. Buffalo (12/5) for 30 yards, becoming the 1st Vikings QB in history to return a kickoff.

**COLLEGE** Earned Conference USA Offensive Player of the Year and led the NCAA in rushing yards by a QB... Team captain as a senior... His 1,427 rushing yards as a senior ranked as the 3rd-most by a QB in college football history... Was UAB's full-time starting QB as a junior and senior after playing WR as a sophomore... Played in final 2 games as a redshirt freshman in 2006 at QB, starting his 1st career game in the season finale at Central Florida... Became the 1st player in NCAA history to pass for 2,000+ yards and rush for 1,000+ yards in back-to-back seasons... Threw for 21 TDs and rushed for 11 as a senior... Threw 21 TDs with only 8 INTs... As a senior, threw career-best 4 TD passes against Florida Atlantic and tossed for career-high 378 yards the following game at Memphis... Broke the 100-yard rushing mark in 8 games as a senior, including career-high 198 in the season opener vs. Rice... Had remarkable game at UTEP as a senior when he caught a TD pass, threw a TD pass and rushed for a TD... Had career-best 6 receptions in 3 games as a sophomore, at Michigan State, at Florida State and vs. Tulane... Had career-best 106 yards receiving vs. Tulane.

**PREP** Attended Wenonah High in Birmingham, AL... Earned Honorable Mention All-State as a senior... Team advanced to state playoffs as a senior... Team captain as a senior and named team MVP... Played through a broken wrist in a high school game and tossed 4 TDs... Played basketball and baseball.

**WEBB'S CAREER GAME-BY-GAME (\* starts; scores for games started only)**

2010 MINNESOTA	Att.	Comp.	Yards	Pct.	TD	INT	Lg	Sk/Yds	Rating	Score
12/5..... Buffalo	0	0	0	0.0	0	0	0	0/0	0	
12/13..... NY Giants	5	2	8	40.0	0	0	7	0/0	47.9	
12/20..... Chicago	26	15	129	57.7	0	2	18	3/21	38.8	
12/28..... @ Philadelphia*	26	17	195	65.4	0	0	46	2/19	87.8	W 24-14
1/2/11..... @ Detroit*	32	20	148	62.5	0	1	20	3/8	60.4	L 13-20
<b>Totals</b> .....	<b>89</b>	<b>54</b>	<b>480</b>	<b>60.7</b>	<b>0</b>	<b>3</b>	<b>46</b>	<b>8/48</b>	<b>61.1</b>	



# 66 THOMAS WELCH

**Tackle**  
**6-6, 300**  
**1st NFL Season**  
**1st with Vikings**

**Vanderbilt**  
**FA for 2010**  
**DOB: 6/19/87**  
**Brentwood, TN**

**GAMES/STARTS (regular season, playoffs)** 2010 (0/0, PS-Min). **Total**-0/0.

- Signed to the Vikings practice squad 9/6/10 and was activated to the 53-man roster for the final 3 games.
- Originally a 7th round draft pick of the New England Patriots in the 2010 NFL Draft.

**OFF THE FIELD** Earned undergraduate degree in economics in December of 2009 as an honors student...Comes from a family of athletes...Mom, Jennifer, played college basketball at Rollins (FL) College while his older brother was a pitcher for Southern Illinois and his older sister, Shannon, played collegiate volleyball...Served on Vandy's leadership council as a 5th-year senior.

**PRO** Drafted by New England in 2010 7th round (208th overall) ...Signed with the Vikings practice squad on 9/6/10 after being released by the Patriots...Signed to the Vikings active roster on 12/14/10 but was inactive for the final 3 games.

**2010** Joined the Vikings practice squad on 9/6/10...Was signed to the active roster on 12/14/10 to provide depth behind Bryant

McKinnie and Phil Loadholt...Inactive for the final 3 games of the 2010 season...Went to training camp and through the preseason with New England after joining club as a 7th-round draft choice (#208).

**COLLEGE** Full-time starter at LT and RT during his final 2 seasons...Moved to OT after coming in as a TE and redshirting his freshman season...Did see action as a TE during his college debut due to injuries...Went on to play 7 games at OT during his redshirt freshman year...Started all 13 games as a junior and played in more than 90 percent of the teams' offensive snaps during the season...Earned the Offensive Player of the Week award for his performance against Florida...Moved to LT for his senior campaign and made 11 starts earning Offensive Player of the Week honors against Mississippi and Western Carolina.

**PREP** Attended Brentwood High School where he played football and was an honors student...Was a senior captain and a 2-year starter...Moved to TE and DE during his senior year after spending the previous 2 seasons at QB...Letterwinner in baseball and basketball.

## UPSTART VIKINGS UPSET BEARS IN 1961 OPENER

The players who started the upset win over Chicago in the 1961 opener were a mix of future stars and aging veterans who were embarking on a new adventure with the NFL's fledgling franchise. The team started veteran signal-caller George Shaw instead of rookie phenom Fran Tarkenton, a footnote in history to Tarkenton's Hall of Fame career. Tarkenton came off the bench late in the 1st quarter to spearhead the Vikings to a win over the same Bears club that posted a dominating 30-7 win only two weeks prior in a preseason game played in Cedar Rapids, IA.

Tarkenton threw 4 TDs passes and hit on 17-of-23 for 250 yards. The Vikings opened the scoring in the game with a Mike Mercer FG. Tarkenton connected with Bob Schnelker on the 1st TD pass of his career on a 14-yard toss. Tarkenton went on to throw TDs to Jerry Reichow from 29 yards, Hugh McElhenny from a yard out and ran for a 3-yard TD himself on a QB keeper. He rounded out the day with a 2-yard TD pass to Dave Middleton and the upstart Vikings notched a 37-13 win.



THE NATIONAL FOOTBALL LEAGUE'S  
*Reveler* TEAM

**VIKINGS STARTING LINEUP IN 1961 OPENER VS. CHICAGO**

- WR.....Dave Middleton, 6-1, 190, 7th Year, Auburn
- LT.....Grady Alderman, 6-3, 235, 2nd Year, Detroit
- LG.....Gary Huth, 5-11, 228, 4th Year, Wake Forest
- C.....Bill Lapham, 6-3, 250, 2nd Year, Iowa
- RG.....Mike Rabold, 6-2, 240, 3rd Year, Indiana
- RT.....Frank Youso, 6-4, 260, 4th Year, Minnesota
- TE.....Bob Schnelker, 6-4, 215, 9th Year, Bowling Green
- WR.....Dick Haley, 5-10, 195, 2nd Year, Pittsburgh
- QB.....George Shaw, 6-0, 185, 7th Year, Oregon
- HB.....Hugh McElhenny, 6-1, 190, 10th Year, Washington
- FB.....Mel Triplett, 6-1, 215, 7th Year, Toledo

**VIKINGS STARTING LINEUP IN 1961 OPENER VS. CHICAGO**

- DE.....Jim Marshall, 6-3, 230, 2nd Year, Ohio State
- DT.....Bill Bishop, 6-4, 250, 10th Year, North Texas State
- DT.....Ed Culpepper, 6-1, 255, 4th Year, Alabama
- DE.....Don Joyce, 6-3, 255, 11th Year, Tulane
- LB.....Dick Greeni, 6-1, 230, Rookie, Ohio
- LB.....Rip Hawkins, 6-3, 230, Rookie, North Carolina
- LB.....Clancy Osborne, 6-3, 217, 3rd Year, Arizona State
- CB.....Jack Pesonen, 6-0, 190, 4th Year, Oregon
- CB.....Dick Pesonen, 6-0, 190, 2nd Year, Minnesota-Duluth
- SS.....Rich Mostardi, 5-11, 188, 2nd Year, Kent State
- FS.....Charlie Sumner, 6-1, 195, 5th Year, William & Mary





# 93 KEVIN WILLIAMS

**Defensive Tackle**  
**6-5, 311**  
**9th NFL Season**  
**9th with Vikings**

**Oklahoma State**  
**Draft 1 (#9) 2003**  
**DOB: 8-16-80**  
**Fordyce, AR**

**GAMES/STARTS (regular season, playoffs)** 2003 (16/16), 2004 (16/16, 2/2), 2005 (14/14), 2006 (16/16), 2007 (16/16), 2008 (16/16, 1/1), 2009 (16/16, 2/2), 2010 (16/16). **Total-126/126, 5/5.**

- Has keyed Vikings rushing defense that ranked #1, #1, #1 and #2 in the NFL from 2006-09.
- Has earned 6 Pro Bowl honors, trailing only Alan Page (9) and matching John Randle (6) among DTs in Vikings history.
- Scored 2 TDs on INT returns in 2007 and holds the Vikings record for career INTs by a lineman with 4.

**OFF THE FIELD** Married in June 2005 to Tasha, couple has a son and daughter...Tasha ended her collegiate basketball career in 2006 as a senior at Louisiana Tech, helping the Lady Techsters to the NCAA Tournament and earned All-Conference honors...Majored in general studies and earned his degree from Oklahoma State in the spring of 2003...Active in the Twin Cities community through the Vikings/United Way Hometown Huddle ARC-Hennepin County Clothing Drive, supports the Minnesota National Guard and the Vikings and Friends Holiday Party for the Salvation Army...Shares the same hometown as legendary football coach Paul "Bear" Bryant...Enjoys the outdoors and is an avid fisherman...Current position coach, Karl Dunbar, was his collegiate position coach.

**HONORS** Named to **50 Greatest Vikings** team as part of 50th season celebration in 2010...Selected to **Pro Bowl** in 2004, 2006, 2007, 2008, 2009 and 2010...Named **AP 1st Team All-Pro** in 2004, 2006, 2007, 2008 and 2009...Vikings 2008 **Defensive MVP** as voted by teammates...NFC **Defensive Player of the Week** vs. Jacksonville (11/28/04)...2003 **All-Rookie** Team...December 2003 **Defensive Rookie of the Month**.

**PRO** Selected to **Pro Bowl** following 2010 season but was unable to attend while he and his wife expected their 2nd child...Moved into 9th in Vikings history with 49.5 career sacks, good for the 5th-most by a Vikings DT...Key part of the Vikings record-setting run defense in recent seasons...Helped Vikings rank #1 in NFL rushing defense for the 3rd straight seasons from 2006-2008, the 1st NFL team since the 1970 AFL-NFL



merger to lead the League in 3 straight seasons...His 6 Pro Bowl rank behind only Alan Page (9) and ties John Randle (6) by Vikings DTs...Named a 1st-Team **Associated Press All-Pro** in 2009, 2008, 2007, 2006 and 2004, leading all DTs in the voting in 2004...Named an NFC starter in the **Pro Bowl** following the 2009, 2008, 2007, 2006 and 2004 seasons and was selected as an alternate following 2010...Joined fellow DT Pat Williams and DE Jared Allen in the Pro Bowl following 2008, the 3rd time in Vikings history a trio of defensive linemen earned Pro Bowl berths...Joined fellow Vikings DT Pat Williams in Pro Bowl following 2006, 2007 and 2008 season, the only Vikings DT tandem to play in 3 Pro Bowls...Led NFL DTs in sacks in 2004, notching team-high 11.5...Became only the 2nd Vikings rookie defender to start all 16 games in 2003, joining CB Dewayne Washington in 1994...Led the Vikings with 10.5 sacks, rank-

## 4 SCORES, MAYBE MORE

Kevin Williams tied a Vikings record with his 4th career defensive TD at San Francisco in 2007. He has scored on 2 FRs and 2 INT returns in his career. He is the only Vikings defensive lineman in team history to score 4 TDs and was part of the Vikings record-tying 6 INT return TDs during the 2007 season. Williams returned an INT at San Francisco with only :14 expired in the game, the 2nd-fastest score in Vikings history.

### VIKINGS ALL-TIME DEFENSIVE TDs

PLAYER	TDs
Kevin Williams	4 (2 INT, 2 FR)
Antoine Winfield	4 (2 INT, 2 FR)
Orlando Thomas	4 (2 INT, 2 FR)
Dewayne Washington	4 (3 INT, 1 FR)
Joey Browner	4 (3 INT, 1 FR)
Bobby Bryant	4 (3 INT, 1 FR)
Paul Krause	4 (2 INT, 2 FR)
Ed Sharockman	4 (3 INT, 1 FR)

## CENTURY MARK MEN

The Vikings have a handful of veteran players who are approaching the all-time leaders in games played in franchise history. Kevin Williams has seen action in 126 career games with the Vikings, trailing only TE Jim Kleinsasser for most games by a current Viking on the roster.

### VIKINGS CAREER GAMES PLAYED ENTERING 2011

PLAYER, POSITION	GAMES
Ryan Longwell, K	224
Antoine Winfield, CB	170
Jim Kleinsasser, TE	165*
Donovan McNabb, QB	161
Steve Hutchinson, G	143
Visanthe Shiancoe, TE	128
Kevin Williams, DT	126*

\* all games with Vikings

KICKOFF  
EXECUTIVES  
STAFF  
COACHES  
PLAYERS  
ROOKIES  
2010 SEASON  
RECORDS  
PLAYOFF RECORDS  
HISTORY  
EXTRA POINTS

ing behind only Baltimore's Terrell Suggs among rookies... Consensus **All-Rookie** honoree...Selected with the 9th overall pick in the 2003 Draft, the Vikings' highest draft choice on defense since Chris Doleman was selected #4 in 1985...Was the 3rd defensive lineman drafted in 2003.

**2010** Selected to **Pro Bowl** for 6th time in his career...Opened all 16 games, continuing his consecutive games streak for the 5th straight season...Matched his career-best with 9.0 tackles for loss...Posted season-best 7 tackles vs. Miami (9/19)... Matched career-high with 3.0 tackles for loss vs. NY Giants (12/13)...Key element of the NFL's #8-ranked total defense... Sacked Dolphins QB Chad Henne vs. Miami (9/19).

**2009** Tied for NFL lead among DTs with 6.0 sacks...Served as a defensive captain for the season...Earned 1st-Team **All-Pro** honors and named an NFC starter in the **Pro Bowl**...Helped Vikings defense rank #6 in the NFL in total defense for the 2nd straight year, the 1st time since 1993-94 with back-to-back top-10 finishes...Keyed Vikings rushing defense that ranked #2 in the NFL after ranking #1 for the 3 previous seasons... Played and started every game for the 4th straight season... Tied career-high with 3 passes defended at Green Bay (11/1)... Played in 100th career regular season game vs. Baltimore (10/18), celebrating game with a pair of sacks against Ravens QB Joe Flacco...Notched 14 tackles in playoff action, leading the line with 8 tackles in NFC Championship game.

**2008** Voted by his teammates as the **Vikings Defensive MVP**...Earned 1st-Team **All-Pro** honors and named an NFC starter in the **Pro Bowl**...Took over as defensive captain after E.J. Henderson's season-ending injury...Tied for NFL lead among all DTs with 8.5 sacks...Key component of the Vikings run defense that led the NFL in rushing defense for the 3rd straight season, the 1st time since the 1970 AFL-NFL merger a team ranked #1 in 3 straight years...Helped Vikings rank #6 in the NFL in total defense, the highest ranking since the 1994 season...Set career-high and tied the 2nd-best single-game sack total in a game with 4.0 vs. Detroit (10/12)...Blocked FG attempt at New Orleans (10/6) that Antoine Winfield returned 59 yards for a TD on Monday Night Football, the 1st returned FG for a TD in Vikings history...Blocked FG in season opener at Green Bay (9/8)...Forced a fumble on Packers QB Aaron Rodgers while sacking him, which Rodgers recovered and attempted to throw from the end zone, resulting in an intentional grounding penalty and safety.

**2007** Returned to **Pro Bowl** for 3rd time in his career and 2nd straight season...Joined teammate Pat Williams as the starting DTs for the NFC in the Pro Bowl, the 2nd time in Vikings history a pair of DTs went to consecutive Pro Bowls, following Alan Page and Gary Larsen in 1969 and 1970...Named 1st-Team **All-Pro** by Associated Press...Set a Vikings record for defensive linemen and tied a Vikings record with 4 career defensive TDs...

Scored on a pair of INT returns, a 54-yarder vs. Atlanta (9/9) and an 18-yarder at San Francisco (12/9)...Scored the 2nd-fastest TD in Vikings history when he picked off 49ers QB Trent Dilfer and scored on the 18-yard return on the 1st offensive play of the game with only 14 seconds expired in the game... Keyed the Vikings defensive effort that ranked #1 in the NFL against the run for the 2nd straight year...Led Vikings defensive linemen with 78 tackles and ranked 6th on team...Helped Vikings rank 3rd in the NFL by allowing only 7 rushing TDs on the season...Held opponents to an average of 74.1 rushing yards per game and limited some of the NFL's top talents during their games- holding Chargers All-Pro and 2007 NFL rushing champion LaDainian Tomlinson to 40 yards, Philadelphia All-Pro Brian Westbrook to 46 yards and Kansas City star Larry Johnson to 42 yards.

**2006** Earned **Associated Press All-Pro** and starting job in the **Pro Bowl** for the 2nd time each in his career...Key part of the Vikings ranking #1 in the NFL in rushing defense...Helped defensive turnaround that ended with the defense ranking #8 overall in the NFL, the highest ranking since 1994...Teamed with fellow DT Pat Williams to lead run defense that allowed 985 rushing yards for the season (61.6 yards per game)...Both Vikings DTs earned Pro Bowl trips, the 1st time the Vikings sent a pair of DTs to the game since 1970 when Alan Page and Gary Larsen were honored...Started all 16 games for the 3rd time in his 4 NFL seasons...Scored 2nd career TD when he recovered a Seahawks fumble in the end zone at Seattle (10/22)...Set career-high with 6 QB hurries vs. Carolina (9/17) and vs. Arizona (11/26), winning both games...Helped hold Arizona (11/26) to only 6 rushing attempts, matching an NFL record for fewest rushing attempts in a game...Helped limit Lions to -3 rushing yards at Detroit (12/10)...Had sacks in 3 consecutive games, at Buffalo (10/1), vs. Detroit (10/8) and at Seattle (10/22).

**2005** Ranked 2nd on the team with 4.0 sacks despite missing 2 games...Opened at UT when team played 4-3 defense and at LDE when Vikings played 3-4...Had a season-high 4 QB hurries and added 6 tackles vs. New Orleans (9/25)...Posted 7 tackles and a forced fumble at Atlanta (10/2)...Recorded 6 tackles and a sack of Kyle Orton at Chicago (10/16)...Started vs. Cleveland (11/27) but left game with right knee injury...Inactive for game at Detroit (12/4), snapping his streak of 43 straight games started...Returned from injury to play vs. eventual Super Bowl XL champion Pittsburgh (12/18) where he sacked Ben Roethlisberger.

**2004** Built on his impressive rookie debut in his 2nd campaign, earning **Associated Press All-Pro** honors, a starting berth in the **Pro Bowl** and led the NFL in sacks by a DT with 11.5...Led Vikings in sacks for 2nd straight season...Led all NFL DTs in All-Pro votes and was named to numerous media outlets All-Pro and All-NFC squads...Named **NFC Defensive**

## PROLIFIC PRO BOWLS

Kevin Williams has earned trips to the Pro Bowl in 6 of his 8 NFL seasons, including the past 5 consecutive seasons. Williams has also earned 4 straight 1st-Team All-Pro honors from Associated Press. Only Hall of Famers Alan Page and John Randle have as many Pro Bowls by Vikings DTs.

### VIKINGS ALL-TIME PRO BOWL DTs

PLAYER	PRO BOWLS
Alan Page	9
John Randle	6
<b>Kevin Williams</b>	<b>6</b>
Pat Williams	3
Gary Larsen	2
Keith Millard	2
Henry Thomas	2

## SACK AT TACK

Kevin Williams moved into 9th place in Vikings history for career sacks. Williams tied for the NFL lead in sacks among DTs in 2008 and 2009.

### VIKINGS CAREER SACKS

PLAYER	SACKS
Carl Eller	130.0
Jim Marshall	127.0
John Randle	114.0
Alan Page	108.5
Chris Doleman	96.5
Doug Martin	60.5
Henry Thomas	56.0
Keith Millard	53.0
<b>Kevin Williams</b>	<b>49.5</b>

**Player of the Week** for performance vs. Jacksonville (11/28) when he had 6 tackles, a sack and returned a fumble for a TD in the final 2:00 of the game...Set a Vikings record for most sacks by a Viking in his opening 2 seasons with 22.0 sacks, breaking the mark of 21.5 held by Keith Millard...Marked the 3rd time in Vikings history that a player led the team in sacks as a rookie and his 2nd season, joining Alan Page (1967-68) and Keith Millard (1985-86), although Millard played in the USFL in 1984, his debut in pro football...Along with Lance Johnstone's 11.0 sacks, joined only 2 other NFL tandems to post 10+ sacks each in 2004, Atlanta's duo of Pat Kerney/Rod Coleman and Indianapolis' Dwight Freeneey/Robert Mathis...Combined with Johnstone's 11.0 sacks to mark the 1st Vikings duo to post consecutive 10+ sack seasons since Chris Doleman/John Randle in 1992-93...Led Vikings linemen and ranked 5th on the team with 98 tackles...Notched most tackles by a Vikings lineman since Chris Doleman's 101 in 1991...Set Vikings record for passes defended by a lineman with 10, breaking the mark of 7 by Randy Holloway...Scored 1st career TD on a 77-yard return of a Byron Leftwich fumble vs. Jacksonville (11/28), the longest return in Vikings history by a lineman and the 3rd-longest overall... Intercepted his 2nd career pass when he picked Patrick Ramsey at Washington (1/2/05).

**2003** Made presence felt immediately, leading the Vikings with 10.5 sacks, the 2nd-most sacks by a Vikings rookie behind Keith Millard's 11.0 in 1985...Consensus **All-Rookie** team honor-ee...Started opening 12 games of the season at LDE and moved inside to start at NT in final 4 games...Set Vikings rookie record with 3.0 sacks in season finale at Arizona (12/28)...Named **NFC Defensive Rookie of the Month** for December when he had 18

tackles, 5.0 sacks, a forced fumble and an interception in the 4-game stretch...Joined Carl Eller (1964) and Al Noga (1988) as the only rookie DEs in team history to start the season opener when he opened game at Green Bay (9/7) in the 1st regular season contest in the newly-renovated Lambeau Field, a 30-25 Vikings win...Joined DE Lance Johnstone as players with 10.0+ sacks, the 1st time for the Vikings since 1993 when Chris Doleman and John Randle accomplished the feat.

**COLLEGE** Was a mainstay on the Cowboys' defensive front, starting 42 games...All-Big 12 1st-team pick by the league's coaches and the Associated Press as a senior...Earned Big 12 Player of the Week honors for his performance vs. Nebraska... Started 10 of 11 games as a junior with 9 starts at DT and 1 at DE...Named 3rd-team Freshman-All American selection by The Sporting News in 1999...All-Big 12 3rd-team selection by the league's coaches and started all 11 games as a redshirt freshman...Redshirted as a true freshman in 1998.

**PREP** Played TE and DL at Fordyce (AR) High...Was an All-State selection in basketball.

#### WILLIAMS' NFL TOTALS

Year	GP/GS	Solo	Asst.	Total	Sacks	INTs	PBU	TFL	QBH	FF/FR
2003 (Minn).....	16/16	34	22	56	10.5	1 (3)	3	5.0	19	2/1 (0)
2004 (Minn).....	16/16	63	35	98	11.5	1 (7)	10	5.0	20	2/3 (77)
<i>Playoffs</i> .....	2/2	6	2	8	0.0	0	0	0.0	4	0/0
2005 (Minn).....	14/14	46	23	69	4.0	0	8	2.0	20	1/1 (6)
2006 (Minn).....	16/16	42	31	73	5.0	0	7	9.0	51	2/3 (0)
2007 (Minn).....	16/16	37	13	50	3.0	2 (72)	6	8.0	33	1/1
2008 (Minn).....	16/16	62	22	84	8.5	0	5	7.0	52	1/0
<i>Playoffs</i> .....	1/1	3	3	6	0.0	0	0	0.0	2	0/0
2009 (Minn).....	16/16	37	21	58	6.0	0	6	6.0	36	1/1
<i>Playoffs</i> .....	2/2	10	4	14	0.0	0	1	3.0	8	0/1
2010 (Minn).....	16/16	49	16	65	1.0	0	7	9.0	29	1/0
<b>Totals</b> .....	<b>126/126</b>	<b>370</b>	<b>183</b>	<b>553</b>	<b>49.5</b>	<b>4 (82)</b>	<b>52</b>	<b>51.0</b>	<b>252</b>	<b>11/10 (83)</b>
<i>Playoffs</i> .....	<i>5/5</i>	<i>19</i>	<i>9</i>	<i>28</i>	<i>0.0</i>	<i>0</i>	<i>1</i>	<i>3.0</i>	<i>14</i>	<i>0/1</i>

#### SINGLE-GAME CAREER HIGHS

Tackles.....11.....@ Green Bay, 9/8/08  
 Sacks .....4.0.....vs. Detroit, 10/12/08  
 QB Hurries .....8.....@ Arizona, 12/14/08  
 Forced Fumble.....1.....9 times, last vs. Green Bay, 11/9/08  
 Interception.....1.....@ Arizona, 12/28/03; @ Washington, 1/2/05; vs. Atlanta, 9/9/07; @ San Francisco, 12/9/07  
 Long INT Return.....54t.....vs. Atlanta, 9/9/07  
 Fumble Recoveries .....1.....9 times, last @ Dallas, 10/21/07  
 Long Fumble Return .....77t.....vs. Jacksonville, 11/28/04  
 Passes Defensed .....3.....@ NY Giants, 11/13/05; @ Green Bay, 11/1/09  
 Tackles For Loss .....3.0.....@ Buffalo, 10/1/06; vs. NY Giants, 12/13/10  
 Blocked FG.....1.....@ Green Bay, 9/8/08; @ New Orleans, 10/6/08

**WILLIAMS' SACKS**

GAME	QB	SACKS
vs. San Francisco, 9/28/03.....	Tim Rattay.....	2.0
vs. Denver, 10/19/03.....	Steve Beuerlein.....	0.5
vs. NY Giants, 10/26/03.....	Kerry Collins.....	1.0
vs. Green Bay, 11/2/03.....	Brett Favre.....	1.0
@ Oakland, 11/16/03.....	Rick Mirer.....	1.0
vs. Seattle, 12/7/03.....	Matt Hasselbeck.....	1.0
@ Chicago, 12/14/03.....	Rex Grossman.....	1.0
@ Arizona, 12/28/03.....	Josh McCown.....	3.0
vs. Dallas, 9/12/04.....	Vinny Testaverde.....	1.0
vs. Chicago, 9/26/04.....	Rex Grossman.....	1.0
@ Houston, 10/10/04.....	David Carr.....	1.0
vs. Tennessee, 10/24/04.....	Billy Volek.....	1.0
vs. NY Giants, 10/31/04.....	Kurt Warner.....	1.0
@ Indianapolis, 11/8/04.....	Peyton Manning.....	1.0
vs. Jacksonville, 11/28/04.....	Byron Leftwich.....	1.0
@ Chicago, 12/5/04.....	Chad Hutchinson.....	2.0
vs. Seattle, 12/12/04.....	Matt Hasselbeck.....	1.0
@ Washington, 1/2/05.....	Patrick Ramsey.....	1.5
@ Chicago, 10/16/05.....	Kyle Orton.....	1.0
vs. Pittsburgh, 12/18/05.....	Ben Roethlisberger.....	1.0
vs. Chicago, 1/1/06.....	Kyle Orton.....	2.0
vs. Carolina, 9/17/06.....	Jake Delhomme.....	1.0
@ Buffalo, 10/1/06.....	J.P. Losman.....	1.0
vs. Detroit, 10/8/06.....	Jon Kitna.....	1.0
@ Seattle, 10/22/06.....	Seneca Wallace.....	1.0
@ San Francisco, 11/5/06.....	Alex Smith.....	1.0
vs. Atlanta, 9/9/07.....	Joey Harrington.....	1.0

@ Dallas, 10/21/07.....	Tony Romo.....	1.0
vs. Detroit, 12/2/07.....	Jon Kitna.....	1.0
vs. Carolina, 9/21/08.....	Jake Delhomme.....	2.0
vs. Detroit, 10/12/08.....	Dan Orlovsky.....	4.0
vs. Houston, 11/2/08.....	Sage Rosenfels.....	1.0
@ Jacksonville, 11/23/08.....	David Garrard.....	1.5
@ Cleveland, 9/13/09.....	Brady Quinn.....	1.0
@ St. Louis, 10/11/09.....	Kyle Boller.....	1.0
vs. Baltimore, 10/18/09.....	Joe Flacco.....	2.0
@ Pittsburgh, 10/25/09.....	Ben Roethlisberger.....	1.0
vs. Detroit, 11/15/09.....	Matthew Stafford.....	1.0
vs. Miami, 9/13/10.....	Chad Henne.....	1.0
<b>Totals</b> .....		<b>49.5</b>

**WILLIAMS' INTERCEPTIONS**

GAME	QB	INTs
@ Arizona, 12/28/03.....	Josh McCown.....	1 (3)
@ Washington, 1/2/05.....	Patrick Ramsey.....	1 (7)
vs. Atlanta, 9/9/07.....	Joey Harrington.....	1 (54)
@ San Francisco, 12/9/07.....	Trent Dilfer.....	1 (18)
<b>Totals</b> .....		<b>4 (82)</b>

**WILLIAMS' TOUCHDOWNS**

GAME	Play
vs. Jacksonville, 11/28/04.....	77 fumble return
@ Seattle, 10/22/06.....	0 fumble return
vs. Atlanta, 9/9/07.....	54 interception return
@ San Francisco, 12/9/07.....	18 interception return
<b>Totals</b> .....	<b>4 (2 FR, 2 INT)</b>

**A FORMIDABLE 50**

The 50 Greatest Vikings were recognized as the pinnacle of a season-long celebration of the club's 50th season in 2010. The Vikings legends took part in a weekend of activities leading up to the regular season home finale vs. Chicago on Monday Night Football. The game took on a nostalgic feel when the weather-related collapse of the Metrodome room caused the game to be played outdoors at TCF Bank Stadium on a snowy evening, waking the echoes of Vikings football of days gone by.

**50 GREATEST VIKINGS**


PLAYER, POSITION	SEASONS
Grady Alderman, T.....	1961-74
Jared Allen, DE.....	2008-present
Matt Birk, C.....	1998-2008
Matt Blair, LB.....	1974-85
Bill Brown, RB.....	1962-74
Joey Browner, S.....	1983-91
Bobby Bryant, CB.....	1967-80
Anthony Carter, WR.....	1985-93
Cris Carter, WR.....	1990-2001
Fred Cox, K.....	1963-77
Daunte Culpepper, QB.....	1999-2005
Chris Doleman, DE.....	1985-93, '99
Carl Eller, DE.....	1964-78
Chuck Foreman, RB.....	1973-79
John Gilliam, WR.....	1972-75
Bud Grant, Head Coach.....	1967-83, '85
Wally Hilgenberg, LB.....	1968-79
Steve Hutchinson, G.....	2006-present
Tim Irwin, T.....	1981-93
Steve Jordan, TE.....	1982-94
Tommy Kramer, QB.....	1977-89
Paul Krause, S.....	1968-79
Gary Larsen, DT.....	1965-74
Carl Lee, CB.....	1983-93
Jim Marshall, DE.....	1961-79

Randall McDaniel, G.....	1988-99
Keith Millard, DT.....	1985-91
Randy Moss, WR.....	1998-2004, '10
Dave Osborn, RB.....	1965-75
Alan Page, DT.....	1967-78
Adrian Peterson, RB.....	2007-present
John Randle, DT.....	1990-2000
Ahmad Rashad, WR.....	1976-82
Ed Sharockman, CB.....	1962-72
Jeff Siemon, LB.....	1972-82
Robert Smith, RB.....	1993-2000
Scott Studwell, LB.....	1977-90
Doug Sutherland, DT.....	1971-81
Fran Tarkenton, QB.....	1961-66, '72-78
Henry Thomas, DT.....	1987-94
Mick Tingelhoff, C.....	1962-78
Stu Voigt, TE.....	1970-80
Gene Washington, WR.....	1967-72
Ed White, G.....	1969-77
Sammy White, WR.....	1976-86
Kevin Williams, DT.....	2003-present
Antoine Winfield, CB.....	2004-present
Roy Winston, LB.....	1962-76
Ron Yary, T.....	1968-81
Gary Zimmerman, T.....	1986-92



The Purple People Eaters were reunited during the 50 Greatest Vikings celebration.

EXTRA POINTS HISTORY RECORDS 2010 SEASON ROOKIES PLAYERS COACHES STAFF EXECUTIVES KICKOFF



# 26 ANTOINE WINFIELD

**Cornerback**  
**5-9, 180**  
**13th NFL Season**  
**8th with Vikings**

**Ohio State**  
**UFA (Buff.) for 2004**  
**DOB: 6-24-77**  
**Akron, OH**

**GAMES/STARTS (regular season, playoffs)** 1999 (16/2, 1/1-Buff.), 2000 (11/11-Buff.), 2001 (16/16-Buff.), 2002 (13/13-Buff.), 2003 (16/16-Buff.), 2004 (14/12, 2/2), 2005 (16/16), 2006 (16/16), 2007 (10/10), 2008 (16/16, 1/1), 2009 (10/9, 2/2), 2010 (16/16). **Total**-170/153, 6/6 (98/95, 5/5-Minn, 72/58, 1/1-Buff.).

• Earned **Pro Bowl** berths in 2008, 2009 and 2010, also earned 2nd-Team AP **All-Pro** honors in 2008, his 10th NFL season.

• Has scored 5 TDs, all since joining the Vikings in 2004.

• Set Vikings record for tackles by a CB in 2010 with 110.

**OFF THE FIELD** Majored in communications at OSU...Visited Hennepin County Medical Center emergency room nurses in 2006 to recognize their under-appreciated work...Volunteered in the community through the inaugural Vikings Blood Drive at the Mall of America...Donated cars to 3 single mothers in 2005 through the Minneapolis Urban League Employment and Training Program, making life easier for each of the families by taking away the burden of finding transportation every day...Annually hosts the "Camp 26" football camp in his hometown of Akron, OH...He and wife, Erniece, have sons, Antoine Jr., Austin, and Ethan.

**HONORS** Named to **50 Greatest Vikings** team as part of 50th season celebration in 2010...Selected to **Pro Bowl** in 2008, 2009 and 2010...Named AP 2nd-Team **All-Pro** in 2008...**NFC Defensive Player of the Week** at New Orleans (10/6/08) and at Philadelphia (12/28/10)...Named 2006 **Korey Stringer Good Guy Award** winner by Twin Cities chapter of Pro Football Writers of America for cooperation with media...2006 Vikings **Defensive MVP** as voted teammates...**NFL Defensive Player of the Week** at Green Bay (Wild Card Playoffs) 1/9/05...2005 and 2006 **USA Today All-Joe Team**.

**PRO** Was 1 of 5 current players honored on the **50 Greatest Vikings** team as part of the club's 50th season celebration in 2010...Joined Vikings great Carl Lee as the only CBs in team history to earn 3 trips to the **Pro Bowl** when he was added for his 2010 performance...Key element of the Vikings defenses that has consistently ranked in the top 10...Has scored 5 TDs in his career, all since joining the Vikings, on 2 FRs, 2 INTs and a blocked FG return...Tied Vikings career record for FR TDs with his 2nd in 2010...For the 2nd time in his career, he recorded a



sack, FF, and FR for TD in a single play when he stripped Eagles QB Michael Vick at Philadelphia (12/28/10)...Moved into tie for 2nd in team history with 11 FF by a DB, trailing Joey Browner's 18...Overcame adversity to earn **Pro Bowl** honors in 2009, having missed time during middle of 2009 season but rebounded to play in final 4 regular season contests and start both playoff games...Earned long-deserved credit in 2008, honored as **Pro Bowler** and a 2nd-Team Associated Press **All-Pro**...Has a nose for the ball with 18 regular season and playoff INTs and 8 FRs since joining Minnesota, with the Vikings posting an 14-5 record in games he had a pick...During the 2006-2008 seasons he has helped the Vikings lead the NFL with 15 defensive TDs, 9 INTs and 6 FRs, with Winfield contributing 2 INTs for TDs, a FR for TD to the total, a forced fumble that resulted in another TD and became the 1st Viking to return a blocked FG for a TD, which counts as a special teams score but doesn't add to the defensive total of 15...Key part of the Vikings ranking #6 in the NFL in total defense in 2008, the highest mark since the 1994 season...His ability in run support from the secondary has been instrumental in the Vikings ranking #1 in the NFL in rushing defense from 2006-08 - marking the 1st time since the 1970 AFL-NFL merger a team has led the NFL in rush defense 3 straight years...Has been a part of 6 defenses during his NFL career that were ranked in the top 8 in the League, including the top-ranked unit in Buffalo as a rookie in '99...Reunited with Vikings' LB coach Fred Pagac, who was the Buckeyes' defensive coordinator during his time there...Teammate of DT Pat Williams in Buffalo.

**2010** Earned 3rd trip to **Pro Bowl** in consecutive seasons...Capped best game of his career with **NFC Defensive Player of the Week** recognition after keying upset win at Philadelphia (12/28) with 2.0-sack performance and scoring his 4th career defensive TD and 5th TD overall...For the 2nd time in his career, notched a sack, forced fumble and fumble recovery TD in a single play when he stripped Michael Vick and took it 45 yards for the score...Set Vikings record for single-season tackles by a CB with 110, ranking 3rd on team and led DBs...Posted season-high 13 tackles vs. Detroit (9/26)

**2009** Tabbed for **Pro Bowl** honors for the 2nd straight season...Fought back from foot injury that cost him 6 games...Returned in fine form, notching 10 tackles vs. Cincinnati (12/13) and a forced fumble to lead the team...Helped lead Vikings defense to #6 ranking in the NFL in total defense for the 2nd straight year, the 1st time since 1993-94 the Vikings had consecutive top-10 rankings...Key part of the smothering defense

## PLAYMAKER

Antoine Winfield has been a driving force in the opportunistic Vikings defense in the past 4 seasons, scoring 4 TDs over that span. The Vikings record for return TDs is 6, set by former DB Ed Sharockman. Currently, Vikings defensive stalwarts Winfield and Kevin Williams are both tied for 2nd in club history with 4 TDs by return.

### VIKINGS CAREER RETURN TDs (ALL RETURNS)

PLAYER	TDs
Ed Sharockman, CB	6 (3 INT, 2 BP, 1 FR)
Antoine Winfield, CB	5 (2 INT, 2 FR, 1 BFG)
Kevin Williams, DT	4 (2 INTs, 2 FRs)
Joey Browner, S	4 (3 INT, 1 FR)
Bobby Bryant, CB	4 (3 INT, 1 FR)
Paul Krause, S	4 (2 INT, 2 FR)
Anthony Parker, CB	4 (2 INT, 2 FR)
Orlando Thomas, S	4 (2 INT, 2 FR)
DeWayne Washington, CB	4 (3 INT, 1 FR)

KICKOFF  
EXECUTIVES  
STAFF  
COACHES  
PLAYERS  
ROOKIES  
2010 SEASON  
RECORDS  
PLAYOFF RECORDS  
HISTORY  
EXTRA POINTS

in the NFC Divisional Round playoff game vs. Dallas (1/17/10) that held the Cowboys to 3 points, a Vikings record for scoring defense in a playoff game...Snared an INT off Packers QB Aaron Rodgers vs. Green Bay (10/5).

**2008** Enjoyed best season of his exceptional career, capped by his 1st **Pro Bowl** berth and being recognized as an Associated Press 2nd-Team **All-Pro**...Scored career-high 2 TDs- 1 by FR and 1 on a blocked FG return, the 1st scored in Vikings history...Honored as **NFC Defensive Player of the Week** for performance at New Orleans (10/6) when he had 8 tackles, 4 tackles for loss, a sack, a forced fumble and recovered a fumble for 9 yards along with picking up a Saints FG that was blocked by Kevin Williams and returned for 59 yards for a TD, the 1st blocked FG returned for a TD in team history...Had a sack and forced fumble on QB Jake Delhomme he picked up and returned for a 19-yard TD vs. Carolina (9/21)...Helped Vikings rank #6 in the NFL in total defense, the highest rank since 1994...Part of unprecedented rush defense that led the NFL for the 3rd straight season, a feat not accomplished since the 1970 AFL-NFL merger...Ranked 3rd on team with 96 tackles...Posted double-digit tackles in 3 games.

**2007** Snared his 2nd career INT-return TD in the opener vs. Atlanta (9/9) when he took a Joey Harrington pass back 14 yards for a 4th-quarter score, the 2nd INT-return TD of the game, joining Kevin Williams' 54-yarder in the 1st quarter...His INT-return TD helped the Vikings tie a team record with 6 TDs during the season off INTs...Forced a fumble on Cowboys WR Patrick Crayton at Dallas (10/21) that was recovered by Ben Leber and lateralled to Cedric Griffin and returned for a TD...Posted 67 tackles in only 10 games...Was 2nd on team with 13 passes defended despite missing 6 games...Had season-best 12 tackles at Detroit (9/16).

**2006** Posted a career-high 20 passes defended and tied his career high with 4 interceptions...Finished 5th on the team with 88 tackles and 3rd on the team with 13 special teams tackles...Was an integral part of a defense that finished the season ranked 8th overall, the 1st time the Vikings have had a top-10 defense since 1994...Scored the 1st TD of his career when he picked off Rex Grossman vs. Chicago (9/17) and returned it 7 yards for the score...Added a team-high 11 tackles, a tackle for loss, and 2 passes defended against the Bears...Led the team with 11 tackles at Buffalo, which was his 1st trip to face his former team...Posted his 2nd INT of the season when he picked off Alex Smith at San Francisco (11/5)...Picked off Joey Harrington at Miami (11/19) and set up a Vikings' field goal...Led the team the following week with 10 tackles and 2 passes defended vs. Arizona (11/26)...Intercepted Rex Grossman for the 2nd time on the season at Chicago (12/3)...Recorded 6 tackles, a tackle for loss, a fumble recovery, and 4 passes defended at Green Bay (12/21).

**2005** Posted a career-high 4 interceptions and led all DBs with 100 tackles, 3rd-best on the team...Tied for 3rd on the team and led all DBs with 6 tackles for loss...Tied for 2nd on the team with 12 passes defended...Tied team high with a pair of fumble recoveries on special teams...Posted 9 tackles at Cincinnati (9/18) to lead the DBs...Notched a pair of takeaways when he picked off Aaron Brooks vs. New Orleans (9/25) and recovered an Aaron Stecker fumble on the opening kickoff of the game that turned into the Vikings' 1st TD pass of the season on the following play...Posted season-high 12 tackles to lead the team vs. Detroit (11/6) and grabbed his 2nd INT of the season along with a season-high 3 special teams tackles...Had 9 tackles and a pass defended at NY Giants (11/13) and added a fumble recovery on the opening kickoff of the game...Recorded 3rd INT of the season vs. Cleveland (11/27) off of Trent Dilfer and a season-high 3 passes defended, playing against his home state team...Had 9 tackles and picked off Ryan Fitzpatrick vs. St. Louis (12/11) for his career-high 4th INT on the year.

**2004** Gave the Vikings an immediate boost in the secondary, leading the team in interceptions and raising the energy of the

## DYNAMIC DEFENDER

Antoine Winfield set a Vikings record for the most tackles in a season by a CB and tied a team record as the only DBs to post 2.0+ sacks in a game when he took over the Philadelphia game in 2010 in an upset win. He matched former 5 Tommy Hannon's franchise mark set in 1979.

### MOST TACKLES IN A SEASON BY VIKINGS CBs

<b>Antoine Winfield, 2010</b> .....	<b>110</b>
Willie Teal, 1983 .....	107
Rufus Bess, 1984 .....	104
Carl Lee, 1984 .....	100
<b>Antoine Winfield, 2005</b> .....	<b>100</b>
Cedric Griffin, 2008 .....	100

### SACKS IN A GAME BY VIKINGS DBs

<b>Antoine Winfield, at Philadelphia, 12/28/10</b> .....	<b>2.0</b>
Tommy Hannon, vs. Green Bay, 11/11/79.....	2.0

entire defensive unit with his aggressive style of play...Ranked 4th in the regular season with 99 tackles despite missing parts of 4 games...Led the Vikings during the playoffs with 22 tackles...Named the **NFL Defensive Player of the Week** for Wild Card Playoff game at Green Bay (1/9/05) where he had an interception and helped disrupt Packers QB Brett Favre into throwing 4 INTs in the game...Earned a vote in Associated Press All-Pro balloting...Started 12 of the 14 games he played in the regular season and both playoff contests...Fought back from ankle sprain that hampered his performance over the final 4 games of the regular season...Led team with 5.0 tackles for loss...Led team with 18 special teams tackles...Led or tied for team lead in tackles in 3 games, vs. Dallas (9/12), at Houston (10/10) and at Indianapolis (11/8)...His 16 tackles at Indianapolis (11/8) were a career-high and tied for the Vikings high for the season...His 3 interceptions were a career-high and led the Vikings...Posted back-to-back interception games for 1st time in his career at New Orleans (10/17) and vs. Tennessee (10/24)...Notched career-long interception return at New Orleans (10/17) off Aaron Brooks, taking back a pass 56 yards to set up a Vikings TD...Had 12 tackles in each of the opening 2 games of the season vs. Dallas (9/12) and at Philadelphia (9/20) on Monday Night Football...Inactive for games vs. Seattle (12/12) and at Detroit (12/19) with sprained ankle...Played in final 2 regular season games in limited role with an ankle brace vs. Green Bay (12/24) and at Washington (1/2/05).

**2003** Started all 16 games at LCB...Ranked 3rd on the team in total tackles with 124...Tied with Lawyer Milloy to lead team with 14 passes defended...Recorded the 1st sack of his career, bringing down QB Peyton Manning vs. Indianapolis (11/23)...Also posted 9 tackles and a pass defended in the game...Tied for team-high 12 tackles and helped shut down the running game vs. New England (9/7)...Recorded 5 tackles, 3 for a loss, and 2 passes defended at Jacksonville (9/14)...Tied for team lead with 11 tackles, including 3 for loss, and forced a fumble at Miami (9/21)...Posted 11 tackles, 2 tackles for loss and a pass defended vs. Philadelphia (9/28)...Led the team with 11 tackles vs. Cincinnati (10/5)...Recorded 7 solo tackles at NY Jets (10/12)...Had 2 QB hurries, 3 passes defended and 7 tackles vs. Washington (10/19)...Led the team with 11 tackles and a QB hurry at Kansas City (10/26)...Recorded a team-leading and season-high 4 passes defended and made 5 tackles at Dallas (11/9)...Led the secondary with 9 tackles and recorded his only interception of the season, taking Tony Banks' pass and returning it 8 yards vs. Houston (11/16).

**2002** Started 13 games at LCB, missing 3 games late in the season due to a knee injury...Finished 2 short of his career-high when he notched 11 tackles in an overtime win at the Metrodome against the Vikings (9/15)...Was 2nd on the team with 9 tackles at Denver (9/22)...Recorded 4 tackles vs. Chicago (9/29), contributing to the Bills' best defensive performance of the season in which they gave up just 52 yards rushing...Suffered knee injury at Houston (10/13) and was inactive due to the injury at Miami (10/20), vs. Detroit (10/27) and vs. New



England (11/3)...In his 1st game back, recorded 8 tackles and a pass defended at Kansas City (11/17)...Had 4 tackles at NY Jets (11/24)...Recorded his 2nd career fumble recovery and it led directly to a TD vs. Miami (12/1)...Finished with 4 tackles and 2 passes defended after physical game at Green Bay (12/22)...Made a memorable hit on Packer Terry Glenn just before halftime that separated the receiver from his helmet...Had 3 tackles and a pass defended in season-ending victory vs. Cincinnati (12/29).

**2001** Led the team in tackles with a career-high 106 (79 solo) and became the 1st CB in Bills' history to finish #1 in tackles... Added 13 passes defended as well as the 1st forced fumble and fumble recovery of his career...Started all 16 games for the 1st time in his NFL career...Was the Bills leading tackler in 3 games...Opened the season with 8 solo tackles vs. New Orleans (9/9)...Recorded his 1st career forced fumble as well as his 4th career interception off Peyton Manning at Indianapolis (9/23)... Snared 3 of his opening 4 career interceptions off Manning... Recorded his 5th career interception and his 1st career fumble recovery at New England (11/11).

**2000** Started opening 11 games before being placed on injured reserve with a shoulder problem...Intercepted Peyton Manning pass vs. Indianapolis (10/1)...Recorded 8 tackles at Miami (10/8)...Posted 9 tackles and a pass defended vs. San Diego (10/15)...Tied his season-high with 9 tackles vs. NY Jets (10/29)...Started vs. Chicago (11/12), but left with an injured shoulder and did not return...Started at Kansas City (11/19) the following week, but injured his shoulder again and did not return...Placed on IR on 11/22/00 and missed final 5 games.

**1999** Picked off a deflected Peyton Manning pass to notch his 1st career interception at Indianapolis (9/12)...Recorded 5 special teams tackles at Miami (10/4)...Picked off his 2nd interception of the season vs. Miami (11/14) and returned it 10 yards...Replaced injured teammate Ken Irvin at Arizona (12/19) and recorded 3 tackles and 3 QB hurries...Started in Irvin's place for the final 2 games of the regular season as well as the Bills Wild Card playoff game at Tennessee (1/8)...Recorded a career-high 13 solo tackles vs. Indianapolis (1/2)...Finished his rookie season by recording 6 tackles and his 1st postseason interception off a Steve McNair pass at Tennessee (1/8)...Selected with the 23rd pick in 1999 NFL Draft.

#### WINFIELD'S NFL TOTALS

Year	GP/GS	Tackles							Special			
		Solo	Asst.	Total	Sacks	INTs	PBU	TFL	QBH	FF/FR	Teams	
1999 (Buff)	16/2	40	12	52	0.0	2 (13)	12	--	3	0/0	28	
Playoffs	1/1	2	1	3	0.0	1 (0)	1	--	0	0/0	0	
2000 (Buff)	11/11	55	7	62	0.0	1 (8)	9	--	0	0/0	9	
2001 (Buff)	16/16	79	27	106	0.0	2 (0)	13	--	0	1/1	0	
2002 (Buff)	13/13	44	21	65	0.0	0	12	--	0	0/1	0	
2003 (Buff)	16/16	97	27	124	1.0	1 (8)	14	8.0	2	1/0	0	
2004 (Minn)	14/12	77	22	99	0.0	3 (89)	10	5.0	2	2/1	18	
Playoffs	2/2	21	1	22	1.0	1 (3)	1	2.0	0	1/0	0	
2005 (Minn)	16/16	92	8	100	0.0	4 (5)	12	6.0	4	1/2	12	
2006 (Minn)	16/16	65	23	88	0.0	4 (33)	20	8.0	4	0/1	13	
2007 (Minn)	10/10	50	17	67	0.0	1 (14)	13	3.0	1	1/1	4	
2008 (Minn)	16/16	74	22	96	2.0	2 (5)	14	9.0	2	4/2	6	
Playoffs	1/1	6	1	7	0.0	0	1	0.0	0	0/0	0	
2009 (Minn)	10/9	47	11	58	1.0	1 (0)	8	2.0	0	1/0	0	
Playoffs	2/2	4	1	5	0.0	0	0	0.0	0	0/0	0	
2010 (Minn)	16/16	80	30	110	2.0	2 (41)	9	3.0	2	1/1	0	
<b>Totals</b>	<b>170/153</b>	<b>800</b>	<b>227</b>	<b>1,027</b>	<b>6.0</b>	<b>23 (216)</b>	<b>146</b>	<b>44.0</b>	<b>20</b>	<b>12/10</b>	<b>90</b>	
Playoffs	6/6	33	4	37	1.0	2 (3)	3	2.0	0	1/1	0	

#### TAKEAWAY 'TOINE

Antoine Winfield's nose for the ball and instinctive play has quickly moved him into elite company in Vikings history. Few Vikings CBs have had as much success making big plays and taking the ball away. For a player entering his 6th Vikings season, Winfield is poised to climb higher in the team record book and continue turning the tide for the Vikings defense

#### CAREER TAKEAWAYS BY VIKINGS CBs

PLAYER	TAKEAWAYS	GAMES
Bobby Bryant	58 (51 INT/7 FR)	160
Ed Sharockman	46 (40 INT/6 FR)	141
Nate Wright	35 (31 INT/4 FR)	126
Carl Lee	34 (29 INT/5 FR)	169
John Turner	26 (22 INT/4 FR)	103
<b>Antoine Winfield</b>	<b>25 (17 INT/8 FR)</b>	<b>98</b>
Audray McMillian	21 (19 INT/2 FR)	79
Earsell Mackbee	20 (15 INT/5 FR)	66
Willie Teal	20 (15 INT/5 FR)	81

**COLLEGE** Won the Jim Thorpe Award as the nation's outstanding defensive back following his senior season, becoming the 1st Ohio State player to ever earn the honor...Earned All-America honors following his junior and senior seasons...A 2-time All-Big Ten selection...Finished college career with 278 total tackles (224 solos)...Became the 1st non-LB in OSU school history (only 5th player ever) to top 200 career tackles...Played in all 50 games and started 29...Named Ohio State's Defensive Player of the Year as a senior...As a junior, became the 1st Ohio State DB selected as team MVP.

**PREP** Named All-State and Division I Defensive Player of the Year as a senior at Garfield High in his hometown of Akron...In addition to defense, rushed for 1,069 yards on 150 carries (7.1 average) as a senior...Helped lead the team to 3 Akron city titles and a 10-1 mark as a senior.

**SINGLE-GAME CAREER HIGHS**

Tackles.....16..... @ Indianapolis, 11/8/04  
 Forced Fumble.....1..... 12 times, last @ Philadelphia, 12/28/10  
 Fumble Recovery.....1..... 10 times, last @ Philadelphia, 12/28/10  
 Long Fumble Return .....45t..... @ Philadelphia, 12/28/10  
 Interception .....1..... 23 times, last vs. Buffalo, 12/5/10  
 Long INT Return .....56..... @ New Orleans, 10/17/04  
 INT Return TD.....1..... vs. Chicago, 9/24/06; vs. Atlanta, 9/9/07  
 Passes Defended .....4..... @ Green Bay, 12/21/06; vs. Chicago, 12/17/07  
 Sack .....2.0..... @ Philadelphia, 12/28/10  
 QB Hurries .....2..... @ Philadelphia, 9/20/04; vs. New England, 10/30/06; @ Philadelphia, 12/28/10  
 Blocked FG Return.....1..... @ New Orleans, 10/6/08  
 Long Blkd FG Return .....59t..... @ New Orleans, 10/6/08  
 Blocked FG Return TD .....1..... @ New Orleans, 10/6/08

**WINFIELD'S SACKS**

GAME	QB	SACKS
vs. Indianapolis, 11/23/03	Peyton Manning	1.0
@ Philadelphia, 1/16/05*	Donovan McNabb	1.0
vs. Carolina, 9/21/08	Jake Delhomme	1.0
@ New Orleans, 10/6/08	Drew Brees	1.0
@ Carolina, 12/20/09	Matt Moore	1.0
@ Philadelphia, 12/28/10	Michael Vick	2.0
<b>Total</b>		<b>7.0</b>

**WINFIELD'S INTERCEPTIONS**

GAME	QB	INTs
@ Indianapolis, 9/12/99	Peyton Manning	1 (3)
vs. Miami, 11/14/99	Damon Huard	1 (10)
@ Tennessee, 1/8/00*	Steve McNair	1 (0)
vs. Indianapolis, 10/1/00	Peyton Manning	1 (8)
@ Indianapolis, 9/23/01	Peyton Manning	1 (0)
@ New England, 11/11/01	Tom Brady	1 (0)
vs. Houston, 11/16/03	Tony Banks	1 (11)
@ New Orleans, 10/17/04	Aaron Brooks	1 (56)
vs. Tennessee, 10/24/04	Billy Volek	1 (30)
vs. Detroit, 11/21/04	Joey Harrington	1 (3)
@ Green Bay, 1/9/05*	Brett Favre	1 (3)
vs. New Orleans, 9/25/05	Aaron Brooks	1 (1)
vs. Detroit, 11/6/05	Joey Harrington	1 (4)

vs. Cleveland, 11/27/05	Trent Dilfer	1 (0)
vs. St. Louis, 12/11/05	Ryan Fitzpatrick	1 (0)
vs. Chicago, 9/24/06	Rex Grossman	1 (7t)
@ San Francisco, 11/5/06	Alex Smith	1 (0)
@ Miami, 11/19/06	Joey Harrington	1 (26)
@ Chicago, 12/3/06	Rex Grossman	1 (0)
vs. Atlanta, 9/9/07	Joey Harrington	1 (14t)
vs. Indianapolis, 9/14/08	Peyton Manning	1 (1)
vs. Houston, 11/2/08	Matt Schaub	1 (4)
vs. Green Bay, 10/5/09	Aaron Rodgers	1 (0)
vs. Detroit, 9/26/10	Shaun Hill	1 (0)
vs. Buffalo, 12/5/10	Ryan Fitzpatrick	1 (41)
<b>Total</b>		<b>25 (219)</b>

**WINFIELD'S TOUCHDOWNS**

GAME	Play
vs. Chicago, 9/17/06	7 INT return
vs. Atlanta, 9/9/07	14 INT return
vs. Carolina, 9/12/08	19 FR
@ New Orleans, 10/6/08	59 blocked FG return
@ Philadelphia, 12/28/10	45 FR
<b>Total</b>	<b>5 (2 INT, 2 FR, 1BFG)</b>

\* playoffs





**ROOKIES**



7

## CHRISTIAN PONDER

**Quarterback**  
**6-2, 227**  
**Rookie**

**Florida State**  
**D1 (#12) for 2011**  
**DOB: 2-25-88**  
**Colleyville, TX**

- Ranked tied for 3rd in career wins at FSU with 22.
- Father, David, was a DT at FSU from 1980-83 who went on to play for the Dallas Cowboys and in the Canadian Football League.

**OFF THE FIELD** Earned bachelor's degree in finance in only 2 1/2 years at FSU and went on to earn his MBA, playing his final season of football for the Seminoles with both degrees in hand, earning the bachelor's in May 2008 and MBA in May 2010... Earned National Football Foundation/College Football Hall of Fame Scholar-Athlete Award... Twice a finalist for the Wuerffel Trophy in 2009 and 2010, honoring academics, community involvement and football performance... Academic All-America candidate... Earned ACC's James Tatum Award as the league's top senior football student-athlete... Father, David Ponder, was a DT for FSU from 1980-83 who played for Dallas in 1985.

**PRO** Became the 3rd QB drafted in the 1st round by the Vikings, joining Tommy Kramer (#27, 1977) and Daunte Culpepper (#11, 1999)... Last QB from FSU drafted by the Vikings was Brad Johnson (9th round, 1992)... Was the 4th QB selected in the 2011 Draft following Cam Newton, Jake Locker and Blaine Gabbert.

**COLLEGE** Ended Seminoles career ranked 3rd in school history with 22 career wins... Started 12 games as a senior, 9 as a junior and 13 as a sophomore... Named FSU offensive MVP as a sophomore in 2008... As a senior, became the 1st FSU QB to lead team to wins over Miami and Florida in the same season since Chris Weinke in 1999... As a senior, was a finalist for the Johnny Unitas Golden Arm Award... Was finalist for Wuerffel Trophy, Maxwell Award and Manning Award as a junior... Threw a TD pass in 25 of his final 34 games... Threw a TD in 10 of 12 games as a senior, only shut out in loss at Oklahoma and in Chick-Fil-A Bowl vs. South Carolina when he attempted only 5 passes before leaving game with concussion... Left FSU ranked among the all-time school leaders in career completion percentage (2nd, 61.8%), career total offense (3rd, 7,705 yds), career completions (3rd, 596), career passing yards (4th, 6,872) and career passing TDs (5th, 49)... Threw for career-high 20 TDs as a senior and started 12 games... Ran for 423 yards as a sophomore, the 1st FSU QB to run for 400+ yards since Charlie Ward... Ran

## PLAYER NOTES

Christian Ponder is the 3rd QB drafted in the 1st round in Vikings history, joining Tommy Kramer (#27, 1977) and Daunte Culpepper (#11, 1999). Ponder is the 1st Florida State QB to be drafted in the 1st round and was the 4th QB drafted in the opening round of the 2011 Draft. He left FSU ranked tied for 4th in school history for wins by a starting QB with 22, trailing only Heisman winner Chris Weinke (32), Chris Rix (28) and tied with Heisman winner Charlie Ward (22).

## PONDER'S COLLEGE TOTALS

Year	GP/GS	ATT	COMP	PCT	YDS	TD	INT	LG	RUSH	YDS	TD
2007	1/0	18	8	44.4	105	1	2	28	5	51	0
2008	13/13	318	177	55.6	2,006	14	13	54	119	423	4
2009	9/9	330	227	68.8	2,717	14	7	98	72	179	2
2010	12/12	299	184	61.5	2,044	20	8	44	100	180	4
<b>Totals</b>	<b>35/34</b>	<b>965</b>	<b>596</b>	<b>61.8</b>	<b>6,872</b>	<b>49</b>	<b>30</b>	<b>98</b>	<b>296</b>	<b>833</b>	<b>10</b>

for 144 yards in win at Miami as a sophomore, the 2nd-best by an FSU QB in school history and the best mark in 60 years, 2 yards shy of Ken MacLean's mark of 146 against Cumberland in 1948... As a junior, tied FSU and ACC record with a 98-yard TD pass to Rod Owens at North Carolina as part of a 2nd-half comeback rally to win... Threw for career-best 395 yards at North Carolina as a junior with career-best 33 completions... Tossed career-high 42 attempts as a junior vs. Boston College... Had career-best 5 TD passes against Georgia Tech as a junior... As a senior, threw for a TD in 10 of 12 games, including multi-TD games in 6 games, highlighted by 4-TD day vs. Samford and 3-TD games against North Carolina and Florida... During an injury-shortened junior season, posted impressive numbers and led the ACC with 321.8 yards per game of total offense and was the only ACC passer to average 300+ yards passing per game (301.9 ypg)... Earned All-ACC Honorable Mention as a junior... Helped FSU snap BYU's 18-game home winning streak as a junior in a 52-48 win at the #7 Cougars when he rushed for season-high 77 yards.

**PREP** Earned All-District V and All-Region I Class 5A as a senior at Heritage High in Colleyville, TX... Threw for 20 TDs as a senior and rushed for 12 more as a senior... Threw for 318 yards and 3 TDs against eventual state champion and perennial power Southlake Carroll as a senior.





# 82 KYLE RUDOLPH

**Tight End**  
**6-6, 259**  
**Rookie**

**Notre Dame**  
**D2 (#43) for 2011**  
**DOB: 11-9-89**  
**Cincinnati, OH**

- The 2nd-highest drafted TE in Vikings history behind Hal Bedsole in 1964, a 2nd-round (#19 overall) pick from USC.
- The 1st TE drafted in the 2011 rookie class.
- Highly-recruited basketball player in high school declined scholarship offers from ACC powers to pursue football.

**OFF THE FIELD** Majored in management-consulting at Notre Dame and is 2 semesters shy of earning his degree...Member of National Honor Society at Cincinnati's Elder High.

**PRO** Was the 1st TE selected in the 2011 Draft...Selected #43 overall, he is the 2nd-highest drafted TE in Vikings history behind Hal Bedsole (#19 overall) in 1964...Became the 3rd Notre Dame TE to be drafted in the top 2 rounds since 2006, joining Anthony Fasano by Dallas in 2006 and John Carlson by Seattle in 2008...Entered the NFL draft following his junior season at Notre Dame.

**COLLEGE** Ended 3-season Notre Dame career ranked among the all-time leading TEs in school history...Set ND record for receiving yards in a game by a TE vs. Michigan in 2010 with 164 yards...Ranks 2nd for receptions in a game by an Irish TE with 8 catches vs. Michigan and at Michigan State in consecutive games in 2010...Hauled in the 2nd-longest pass play in Notre Dame history with a 95-yard TD vs. Michigan in 2010...Was just shy of the school-record 96-yard pass play from Blair Kiel to Joe Howard against Georgia Tech in 1981...Notched 3 of the top-10 totals for single-season receptions by a TE in Irish history, highlighted by his career-high 33 in 2009, the 7th-highest total by a TE in a season...His 90 career receptions are the 4th-most by a TE in ND history and his 1,032 career receiving yards are 4th-most...His pair of 8-catch games fell 1 reception short of the ND record for a TE of 9 receptions in a game...Is only the 4th Irish TE to break the 1,000-yard career yardage plateau...Was only held without a catch 3 times during his 29 career games, 2 of those as a freshman in 2008...Had promising junior sea-

son derailed by hamstring injury that ended his season after 6 games...In 2009, was the only sophomore to be named a semi-finalist for the Mackey Award as the nation's top TE...Became the 1st Irish true freshman TE to start a season opener in 2008 against San Diego State.

**PREP** Productive in 2 sports at Cincinnati's Elder High...Selected to play in US Army All-America game...Earned 1st Team All-America honors by USA Today as a senior TE...Named 2nd-Team All-State by AP...Named conference basketball player of the year 3 times as a prep...Ended high school career as the 2nd-leading scorer in Elder High history and the 2nd player to break the 1,000-point mark...Set school record for career rebounds...Helped Elder snap Charlotte (NC) Independence High's 109-game winning streak with a 4-catch, 2-TD, 57-yard game in knocking off the #3-ranked team in the nation...As a senior in basketball, scored 25 of Elder's 52 points in a near upset of Cincinnati Moeller, losing 58-52 to Ohio's #1 team, also ranked #9 in the nation.



### PLUCK OF THE IRISH

Kyle Rudolph's 95-yard TD catch against Michigan in 2010 ranks as the 2nd-longest pass play in Notre Dame history. The 95-yard connection helped Rudolph set a new school record for most receiving yards in a game by a TE with 164 yards.

### LONGEST NOTRE DAME PASS PLAYS

Blair Kiel to Joe Howard vs. Georgia Tech, 1981 .....96t  
**Dayne Crist to Kyle Rudolph vs. Michigan, 2010 ..... 95t**

### YARDS IN AGAME BY A NOTRE DAME TE

**Kyle Rudolph vs. Michigan, 2010 .....164**  
 Anthony Fasano vs. Purdue, 2004 .....155

### RUDOLPH'S COLLEGE TOTALS

Year	GPGS	RECEIVING				
		No.	Yds.	Avg.	Lg	TD
2008	13/13	29	340	11.7	29	2
2009	10/9	33	364	11.0	52	3
2010	6/6	28	328	11.7	95	3
<b>Total</b>	<b>29/28</b>	<b>90</b>	<b>1,032</b>	<b>11.5</b>	<b>95</b>	<b>8</b>

KICKOFF  
 EXECUTIVES  
 STAFF  
 COACHES  
 PLAYERS  
 ROOKIES  
 2010 SEASON  
 RECORDS  
 PLAYOFF RECORDS  
 HISTORY  
 EXTRA POINTS

# 99 CHRISTIAN BALLARD



**Defensive Tackle**  
**6-4, 283**  
**Rookie**

**Iowa**  
**D4 (#106) for 2011**  
**DOB: 1-3-89**  
**Lawrence, KS**

- Art major in college comes from a musically gifted family and plays the cello and bass in his free time.
- One of a Big Ten-best 6 Hawkeyes drafted in 2011.

**OFF THE FIELD** Was an art major while attending Iowa... Plays the cello and bass in his spare time...Musical talent runs in the family as he is the nephew of Hank Ballard, the man who is responsible for the hit "The Twist" which was later redone by Chubby Checker.

**PRO** Selected #106 overall in 2011 by the Vikings...Is the 1st Iowa Hawkeye drafted since 1st Round LB Chad Greenway back in 2006...Participated in the 2011 Senior Bowl...Teammates at Iowa with Greenway and offensive lineman Seth Olson.

**COLLEGE** Started in 39 of his 49 collegiate contests...21 of those starts coming at LDE and 18 at DT...Made the transition from DE to DT before his junior season...Totaled 12 sacks during his 4-year career...Finished with 153 tackles and 21.5 TFLs at Iowa...The 2010 season saw him rotate along the defensive line making 8 starts on the outside and 5 on the inside...He started all 13 contests earning Honorable Mention Big-Ten honors after his senior season...The Hawkeye defense slowed opponents to just 101.54 yards per game which was 6th best in the country...Finished his senior campaign with 43 tackles, 3 sacks, 5 TFLs, and 1 FF...Was one of 5 Hawkeye players to earn the 'Coaches Appreciation Award'...The 2009 season was his finest as an Iowa player...He moved inside and disrupted opponents' offensive lines with career-highs in tackles (54), sacks (5.5) and TFLs (9) during his 13 starts...He set his career-high in tackles and TFLs against Minnesota with 9 and 2.5 respectively...2008 marked the season where he joined the starting rotation as a DE making 13 starts...The defense excelled and limited opponents to just 94 yards per game which was 9th best in the NCAA...Ranked 11th on the team with 41 tackles adding 1 sack, 3.5 TFLs, 1 FF and 1 blocked FG...Was 1 of 11 freshman to see action during the 2007 season playing in 10 contests...Totaling 15 tackles, 2.5 sacks and 4 TFLs...The 2.5 sacks came against Northwestern, a career-high that would stand throughout his

college career.

**PREP** Was an All-State and All-Conference 1st-Team selection following his senior season at Lawrence Free State in Lawrence, KS...The team captain played TE and DE...Concluded his prep career with 50 receptions for 558 yards and 6 TDs...Led the Firebirds to an 11-1 record during his final season...Earned 4 varsity letters in track and field and 2 letters in basketball.



## THE SOUND OF MUSIC

An accomplished musician, Vikings 2011 draftee Christian Ballard is experienced on the cello and bass and has a strong family tradition in music. His uncle, Hank Ballard, fronted Hank Ballard and the Midnighters. He wrote the "The Twist" and developed the corresponding dance, which Chubby Checker later made famous. Ballard was inducted into the Rock and Roll Hall of Fame in 1990.

### BALLARD'S COLLEGE TOTAL

Year	GP/GS	Tackles			Sacks	INTs	PBU	TFL	QBH	FF/FR	Special
		Solo	Asst.	Total							Teams
2007	10/0	5	10	15	2.5	0	0	4.0	0	0/0	0
2008	13/13	14	27	41	1.0	0	1	3.5	5	1/0	0
2009	13/13	18	36	54	5.5	0	0	9.0	5	0/0	0
2010	13/13	23	20	43	3.0	0	2	5.0	0	1/0	0
<b>Totals</b>	<b>49/39</b>	<b>60</b>	<b>93</b>	<b>153</b>	<b>12.0</b>	<b>0</b>	<b>3</b>	<b>21.5</b>	<b>10</b>	<b>2/0</b>	<b>0</b>





# 36 BRANDON BURTON

**Cornerback**  
**5-11, 190**  
**Rookie**

**Utah**  
**D5 (#139) for 2011**  
**DOB: 7-31-89**  
**Houston, TX**

- Becomes the 5th player to be drafted from the Utah secondary since the 2009 season.

- Blocked a potential game-winning 42-yard FG by BYU with 1 second left on the clock to preserve the Utah victory.

**OFF THE FIELD** Born in Germany while his father served in the US Army...Ran on same club track team in high school as Adrian Peterson, the Texas Mustangs...Aspires to work in the sports performance field following his playing career... Enjoys golfing and cooking when away from football...Was an economics major earning a spot on the Athletic Director's Honor Roll in 2007.

**PRO** Selected #139 overall in 2011 by the Vikings...Is the 1st Utah player to be drafted by the Vikings since G Ed Ta'Amu in 2002.

**COLLEGE** Elected to leave Utah after his junior season...Was on the Jim Thorpe Award Watch List entering the 2010 season...Saw action in 37 career games making 25 starts...Named 2nd-Team All-MWC as a CB during his junior campaign...Was a 2-year starter recording 18 career pass breakups which is tied for 9th place in Utah history...Started all 13 games as a junior in 2010...Led Utah with 8 pass breakups which was 5th best in the MWC...Set career highs in 2010 with 2 INTs and 51 total tackles...Set a career-high with 7 tackles against San Diego State to go with 1 INT...Forced a fumble at Air Force and had a 57-yard interception return against Iowa State...Was named the MWC Special Teams Player of the Week on November 29 after blocking a 42-yard field goal attempt during the waning seconds against BYU to preserve a one-point victory...Added another blocked field goal against Boise State in the Maaco Bowl. Appeared in 13 games making 12 starts during the 2009 season...Led Utah and was 2nd in the WAC with 10 PBUs...Was tied for 4th in the WAC with 0.85 PBUs per game... Helped lead the Utes' secondary that allowed a frugal 176 passing yards

per game which was 16th in the country...Picked up his only collegiate sack against Oregon as a sophomore...In 2008 played in 11 games seeing most of his action on special teams...Redshirt in 2007.

**PREP** Attended Clear Creek High School in League City, TX...

Two-time team captain...Earned All-District honors for his cornerback play as a junior and senior thanks to snagging 11 career interceptions...Was All-District return specialist during his final 3 seasons of high school...Returned 10 punts/kickoffs for TDs...Named Wildcats' defensive player of the year as a junior... Lettered in track and was the district 200 meter champion as a junior...Qualified for the Junior Olympics in the 200 meters.



## SPEED WINS

Football is not the only sport Brandon Burton has had success in during his lifetime. As a high school student-athlete at Clear Creek High School in Texas, he excelled at track and field. As a junior, he won the 200-meter championship with a 21.3 second run. Due to his performance, he qualified for the 200-meter race in the Junior Olympics. His speed also helped him on the football field in high school. Burton was an all-district selection following his junior and senior seasons. He recorded 11 interceptions and returned 11 kickoffs/punts for touchdown over his career at Clear Creek High. His teammates named him the Wildcats' Defensive Player of the Year following his junior season.

## BURTON'S COLLEGE TOTALS

Year	GP/GS	Tackles			Sacks	INTs	PBU	TFL	QBH	FF/FR	Special Teams
		Solo	Asst.	Total							
2008	11/0	2	1	3	0.0	0	0	0.0	0	0/0	0
2009	13/12	35	12	47	1.0	1(0)	10	4.0	0	0/0	0
2010	13/13	34	17	51	0.0	2(69)	8	1.0	1	1/0	0
<b>Totals</b>	<b>37/25</b>	<b>71</b>	<b>30</b>	<b>101</b>	<b>1.0</b>	<b>3 (69)</b>	<b>18</b>	<b>5.0</b>	<b>1</b>	<b>1/0</b>	<b>0</b>

KICKOFF  
EXECUTIVES  
STAFF  
COACHES  
PLAYERS  
ROOKIES  
2010 SEASON  
RECORDS  
PLAYOFF RECORDS  
HISTORY  
EXTRA POINTS



# 75 DeMARCUS LOVE

**Tackle**  
**6-4, 315**  
**Rookie**

**Arkansas**  
**D6a (#168) for 2011**  
**DOB: 3-7-88**  
**Lancaster, TX**

- Cleared the way for Arkansas' record-setting offense in 2010. First time in school history, and the only team in the country, to produce a 3,000 yard passer, a 1,000 yard rusher and 5 receivers who topped 600+ yards in a single season.

- First-Team All-SEC during his senior season as voted on by the Associated Press and SEC Coaches.

**OFF THE FIELD** Majored in kinesiology...Joins Vikings WR coach George Stewart as fellow former Razorback offensive lineman.

**PRO** Selected #168 overall in 2011 by the Vikings, their first of four 6th round picks...Was the 3rd of 3 Razorbacks drafted in 2011...Helped the SEC lead all college football conferences with 38 players drafted in 2011...Is the 1st Arkansas Razorback drafted by the Vikings since 1984 when WR Keith Kidd was chosen in the 9th round...Played from 2008-10 at Arkansas under head coach Bobby Petrino, formerly the head coach of the Atlanta Falcons.

**COLLEGE** Team captain for his final two seasons...Helped Arkansas reach 3 bowl games, including the 2011 BCS Sugar Bowl against Ohio State...Saw action in 45 games with 37 starts, including 26 consecutive starts during his final two years in Fayetteville...11 of those starts came at guard...The Arkansas line helped break 24 game or season school records on offense in 2010...Was crucial to QB Ryan Mallet's success who set the Arkansas single-season passing yards record with 3,869...Cleared the way for RB Knile Davis to post the 4th best rushing season in school history with 1,322 yards...Named the SEC Offensive Lineman of the Week for his performance following Arkansas' 38-31 victory at Mississippi State on November 22, 2010 in which the Hogs piled up 488 yards of total offense...Finished the 2010 season ranked 1st in the SEC and 4th in the NCAA in passing offense with 333.7 yards per game...The Razorbacks offense finished 9th in the NCAA in total offense with 482.5 yards per contest...Provided much needed time for the Arkansas' offense to lead the SEC in scoring (36.0) and passing (295.5) in 2009, his junior season...The Hogs finished the season 10th in the nation in passing offense and 9th in scoring...During the 2009 season Love blocked for 7 100-yard receiving games and 3 100-yard rushing performances...Started 8 games in 2008 as a guard, appearing in 11...Allowed RB Michael Smith (1,072) to become just the 9th running back

in Razorback history to eclipse the 1,000 yard marker during a season...Appeared in 8 games during his redshirt freshman season, starting the final 3 contests at right guard including the Cotton Bowl against Missouri...Paved the way for Arkansas' offense to lead the SEC and set a school-record with 3,725 rushing yards in 2007...The Hogs averaged 286.5 rushing yards per game, 4th in the nation...Saw the first action of his college career against Kentucky...Used the 2006 season to redshirt and build strength and knowledge of the game.

**PREP** Considered a Top 100 prospect in the state of Texas coming out of perennial power Carter High School in Dallas...Was teammates with San Francisco 49er WR Michael Crabtree...Finished his high school career as an offensive guard after starting out as an offensive tackle...Was coached by Allen Wilson...As a senior led his team to a 11-1 record and a second-round state playoff berth in Texas' largest class (5A).



## THE POWER OF LOVE

Vikings 6th-round pick DeMarcus Love has blocked for some elite backs in his college days so blocking for RB Adrian Peterson should be nothing new to him. During his freshman season in 2007, Love blocked for future NFL running backs Darren McFadden (Raiders), Felix Jones (Cowboys), and Peyton Hillis (Browns). McFadden (#4) and Jones (#22) were drafted in the 1st round while Hillis went in the 7th round. Love's selection in the 2011 Draft marked the 5th straight season that Arkansas had an offensive lineman selected.

### 2007 ARKANSAS RUSHING STATS

Darren McFadden	.....1,830 yards	.....16 Touchdowns
Felix Jones	.....1,162 yards	.....11 Touchdowns
Peyton Hillis	.....347 yards	.....2 Touchdowns



# 30 MISTRAL RAYMOND

**Cornerback**  
**6-1, 194**  
**Rookie**

**South Florida**  
**D6b (#170) for 2011**  
**DOB: 9-7-87**  
**Palmetto, FL**

• Becomes 1st player selected by the Vikings from South Florida in franchise history.

• Former walk-on at USF went on to earn 2nd-Team All-Big East as a senior.

• Has overcome personal adversity to realize his dream of playing in the NFL.

**OFF THE FIELD** Majored in communications at USF...Known by his nickname- Skinny...Turned down scholarship offers coming out of junior college to walk on at South Florida to be closer to his family in Palmetto, FL.

**PRO** Was the 3rd of 4 selections by the Vikings in the 6th round of the 2011 Draft...Is the 1st USF player drafted by the Vikings in club history...USF began football in 1997...Played under USF head coach Skip Holtz, the son of legendary coach Lou Holtz.

**COLLEGE** Beat the odds to develop from a walk-on for USF to a team captain and 2nd-Team All-Big East honoree...Started 11 of the 12 games he played as a senior in 2010...Posted career-best 56 tackles in 2010, ranking 5th on USF team...Led Bulls with 7 passes defended...Notched career-high 10 tackles and snared an INT against Cincinnati in 2010...Had 7 tackles against West Virginia and Pitt...Helped USF to Meineke Car Care Bowl win over Clemson to wrap up college career...Started 4 games and played in 13 as a junior...Grabbed 1st INT with USF against Western Kentucky at the back of the end zone...Posted

5 tackles against Louisville and UConn...Honored by team with the Green and Gold Award as the top walk-on...Transferred to USF from Ellsworth Community College in Iowa...Played in 2007 for Ellsworth, notching 66 tackles and an INT...Spent 2006 as a walk-on at Ellsworth and did not play in a game.

**PREP** Attended Palmetto High in Palmetto, FL...Played WR and DB as a prep, but was not highly recruited.



## EVERYBODY LOVES RAYMOND


Nothing came easy for Mistral Raymond as he chased his dream of playing in the NFL. Not highly recruited as a prep player in Palmetto, FL, Raymond decided to attend Ellsworth Community College in Iowa as a walk-on. Raymond joined a group of prep players from his area going to Ellsworth that included a pair of his cousins. He bided his time in 2006 practicing with the Ellsworth squad and earned a role on the defense in 2007, opening eyes with his aggressive play. Back home in Palmetto, his family was a victim of violence and Raymond chose to turn down scholarship offers farther away to return close to his family and walk on again at South Florida in Tampa. He again climbed the ladder and earned a full-time starters role as a senior in 2010 and was recognized as a 2nd-Team All-Big East honoree. Along the way, Raymond's character and work ethic impressed coaches and teammates.

### RAYMOND'S COLLEGE TOTALS

#### Tackles

Year	GP/GS	Solo	Asst.	Total	Sacks	INTs	PBU	TFL	FF/FR
2007 Ellsworth.....	-/-	44	20	66	0.0	1	-	-	-/-
2008 USF.....	9/0	0	0	0	0.0	0	0	0.0	0/0
2009 USF.....	13/4	21	19	40	0.0	1	0	2.0	0/0
2010 USF .....	12/11	43	13	56	0.0	1	7	4.5	0/0
<b>Totals.....</b>	<b>34/15</b>	<b>64</b>	<b>32</b>	<b>96</b>	<b>0.0</b>	<b>2</b>	<b>7</b>	<b>6.5</b>	<b>0/0</b>

# 63 BRANDON FUSCO



**Center**  
**6-4, 306**  
**Rookie**

**Slippery Rock**  
**D6c (#172) for 2011**  
**DOB: 7-26-88**  
**Cranberry Township, PA**



• The highest-drafted player from Slippery Rock in school history and 1st to be invited to Senior Bowl and NFL Scouting Combine.

• Joins fellow 2011 Vikings draftee Stephen Burton (West Texas A&M) as Division II products.

**OFF THE FIELD** Majored in safety and environmental management at SRU, earning degree in December 2010...Has a twin brother, Josh, who played rugby at Clarion University...High school honor roll student.

**PRO** Became the 5th overall player and the highest-drafted player selected from Slippery Rock at #172 overall...Was the 1st SRU player to earn an invite to the Senior Bowl and to the annual Scouting Combine...Joins current Vikings Jim Kleinsasser and Kenny Onatolu as Division II products.

**COLLEGE** Ended collegiate career as one of the most decorated Slippery Rock players in school history...Was 1st player in SRU history to be invited to NFL Scouting Combine and to play in Senior Bowl...Named winner of the Gene Upshaw Award as the top offensive lineman in Division II as a senior and selected as Division II Rimington Award winner as top collegiate center...Earned All-America honors as a senior from AFCA, Daktronics and earned spot on Associated Press Little All-America team honoring non Division I players...Selected 1st-Team All-Pennsylvania State Athletic Conference-Western Division honors as a sophomore, junior and senior...Served as SRU team captain as a junior and senior...Started all 44 games during his career...Caught a 9-yard pass as a senior against Edinboro...Named Offensive MVP as a junior for and served as team captain...Was 3rd in regional voting for Upshaw Award

as a junior...Started all 11 SRU games each of his 4 seasons... Moved from OT to C during spring football of his redshirt freshman season...Redshirted in 2006.

**PREP** Did not play football until his junior season at Seneca Valley High in Harmony, PA... Was a star OT during his 2 seasons...Named All-WPIAL Class AAA-1 honors as a senior and honorable mention Quad North All-Star honors.




## TOP OF THE ROCK

Brandon Fusco became the highest-drafted player from Slippery Rock in school history when the Vikings selected him in the 6th round, #172 overall. He was the 1st player from SRU to be invited to the scouting combine and Senior Bowl.

### DRAFTED PLAYERS FROM SLIPPERY ROCK

<b>Brandon Fusco, C, 2011</b> .....	Minnesota, 6th Rd, #172
Greg Pattera, RB, 1989 .....	Atlanta, 11th Rd, #286
Chuck Sanders, RB, 1986 .....	San Diego, 11th Rd, #293
Ricky Porter, RB, 1982 .....	Detroit, 12th Rd, #319
Mike Cullin, DE, 1967 .....	Oakland, 17th Rd, #436



# 57 ROSS HOMAN

**Linebacker**  
**6-1, 230**  
**Rookie**

**Ohio State**  
**D6d (#200) for 2011**  
**DOB: 3-5-87**  
**Coldwater, OH**

• Cousin of former Buckeyes Bobby and Tom Hoying and older brother of current OSU player Adam Homan.

• Played on teams at Ohio State that won or shared the Big Ten title each season from 2006-10.

**OFF THE FIELD** Earned bachelor's degree in family resource management following his senior season in December 2010... Younger brother, Adam, is a FB at Ohio State...Cousins, Bobby and Tom Hoying, played football at Ohio State...Named Academic All-Big Ten as a junior and senior.

**PRO** Will compete for time on defense led by another former OSU Buckeye- Defensive Coordinator Fred Pagac...Part of 10-member 2011 draft class, the biggest draft class for the Vikings since 2000 when the team drafted 10 players...Was the 5th of 5 players drafted from Ohio State in 2011, all 5 players came from the Buckeye defense.

**COLLEGE** Started 30 career games and played in 54 for OSU... Helped Buckeyes win or share the Big Ten title each of his 5 seasons at OSU...Played in national championship game as a true freshman in 2006 against Florida...Was a 1st-Team All-Big Ten choice by conference coaches as a senior and a 2nd-Team honoree by the media...Co-captain of the Buckeyes defense... Started 11 games as a senior...Capped senior season by helping OSU top Arkansas in the Sugar Bowl...Ranked 2nd on team with 72 tackles...Recognized as a 2nd-Team All-Big Ten choice as a junior by the coaches and media...Posted career-high 108 tackles as a junior and earned OSU's Randy Gradishar Award as the team's outstanding LB...Notched 5 INTs, tied for the 2nd-most in the Big Ten in 2009...Tabbed by Big Ten as Defensive Player of the Week for his game vs. Wisconsin when he notched career-high 15 tackles...Honored as OSU player of the game vs. Toledo, New Mexico State and Iowa...Notched 12 tackles in Rose Bowl win over Oregon and snared an INT he returned 20

yards in the 2nd quarter against the Ducks...Stepped into starting lineup as a sophomore in 2008...Started 1st career game against Youngstown State in 2008...Sideline most of 2007 and took a medical redshirt... Played in 13 games as a true freshman and ranked 3rd in tackles among LBs with 28.

**PREP** Named 1st-Team All-Ohio 3 times in prep career...Led Coldwater High to Ohio Class IV state title as a senior and was Division Player of the Year...Standout RB rushed for over 1,400 yards as a senior and led team on defense.



## BUCKEYES DEFENSE DOMINATES

Ohio State tied with North Carolina for the most defensive players selected in the 2011 NFL Draft. All 5 of the Buckeyes draft picks in 2011 came from the defensive side of the ball, 2nd only in the Big Ten to Iowa's 6 overall draft picks.

### OHIO STATE DRAFT PICKS 2011

Cameron Heyward, DE .....	1st Rd, Pittsburgh
Chimi Chekwa, DB .....	4th Rd, Oakland
Jermale Hines, DB .....	5th Rd, St. Louis
Brian Rolle, LB .....	6th Rd, Philadelphia
<b>Ross Homan, LB .....</b>	<b>6th Rd, Minnesota</b>

### HOMAN'S COLLEGE TOTALS

#### Tackles

Year	GP/GS	Solo	Asst.	Total	Sacks	INTs	PBU	TFL	FF/FR
2006 .....	13/0	15	13	28	1.0	1	0	2.0	0/0
2007 .....	4/0	6	6	12	0.0	0	0	2.0	0/0
2008 .....	13/6	35	32	67	1.0	0	1	6.0	0/2
2009 .....	13/13	57	51	108	2.0	5	5	5.0	1/2
2010 .....	11/11	42	30	72	1.0	1	4	2.0	2/1
<b>Totals .....</b>	<b>54/30</b>	<b>155</b>	<b>132</b>	<b>287</b>	<b>5.0</b>	<b>7</b>	<b>10</b>	<b>17.0</b>	<b>3/5</b>



# 91 D'AUNDRAE REED



**Defensive End**  
**6-4, 260**  
**Rookie**

**Arizona**  
**D7a (#215) for 2011**  
**DOB: 1-1-88**  
**Moreno Valley, CA**

- Was the 3rd of 3 Arizona players drafted in 2011, all DEs.
- Is the 4th player from University of Arizona drafted by the Vikings in franchise history.

**OFF THE FIELD** Majored in sociology...Created a sensation pre-draft with a video of him doing backflips filmed by a teammate.

**PRO** Joins a pair of other Arizona DEs, Brooks Reed by Houston and Ricky Elmore by Green Bay, that were drafted in 2011... Becomes the 4th Arizona Wildcat drafted by the Vikings and the 1st since LB Chester Burnett in 1998...None of the previous 3 draftees from U of A have played in a regular season game for the Vikings...Joined big Pac 10 draft class in 2011, sending 31 players into the Draft, 3rd-most in the country behind the SEC (38) and ACC (35).

**COLLEGE** Played in 47 games during his Arizona career and started 8 times...Wildcats qualified for 3 straight bowl games from 2008-10 for the 1st time since 1992-94...Helped UA post 7+ wins in his final 3 seasons...Part of surging Wildcat defense that ranked 3rd in the Pac 10 in total defense, allowing 340.8 yards per game, and ranked 3rd in the Pac 10 in sacks with 33 as a team...Played in all 39 games for Arizona from 2008-10... Arizona topped BYU in the Las Vegas Bowl following the 2008 season, the 1st bowl win for the school since 1998...Notched career-best 40 tackles as a senior...Played in 13 games with 1 start as a senior....Notched a full or shared sack in each season, setting career-high with 2.5 sacks as a junior in 2009...Notched career-best 6 tackles in games vs. Oregon and Arizona State as a senior...Capped collegiate career with loss to Oklahoma State in Alamo Bowl...Played in Holiday Bowl loss to Nebraska at end of 2009 season...Started career-high 4 games as a sophomore in 2008...In his debut season in 2007, shared a sack with

fellow DE Brooks Reed against Washington State, the 1st stats of both players careers.

**PREP** Standout defensive line-man and TE at Rancho Verde High in Moreno Valley, CA... Named to CIF Southern Section Division V 1st-Team defense as a senior...Excelled in discus during track and field season...Played safety early in his high school career.



## REED'S COLLEGE TOTALS

Year	GP/GS	Tackles			Sacks	INTs	PBU	TFL	FF/FR
		Solo	Asst.	Total					
2007	8/0	1	1	2	0.5	0	0	0.5	0/0
2008	13/4	13	11	24	1.0	0	2	2.5	2/0
2009	13/3	10	7	17	2.5	0	0	2.5	0/0
2010	13/1	32	8	40	2.0	0	1	6.0	0/1
<b>Totals</b>	<b>47/8</b>	<b>56</b>	<b>27</b>	<b>83</b>	<b>6.0</b>	<b>0</b>	<b>3</b>	<b>11.5</b>	<b>2/1</b>





# 86 STEPHEN BURTON

**Wide Receiver**  
**6-1, 224**  
**Rookie**

**West Texas A&M**  
**D7b (#236) for 2011**  
**DOB: 12-11-89**  
**Lakewood, CA**

- Final selection of the Vikings 10 draft picks in 2011.
- Became the 4th WTAMU player drafted in the past 3 seasons.

**OFF THE FIELD** Joins fellow 2011 Vikings draft pick Mistral Raymond as players who began their collegiate careers at junior colleges.

**PRO** Was the last of 10 players drafted by the Vikings in 2011, the biggest Vikings draft class since 2000 when the club selected 10 players...Was the only WR drafted by the Vikings in 2010 and joined TE Kyle Rudolph as the only offensive skill position players drafted...Joins 6th-rounder Brandon Fusco from Slippery Rock as fellow Division II players drafted by the Vikings in 2011...Extends WTAMU's consecutive seasons with an NFL draft pick to 3 straight years....

**COLLEGE** Transferred to WTAMU from Long Beach Community College...Earned 1st-Team All-Lone Star Conference honors as a senior at West Texas and recognized by Don Hansen as an All-Super Region 4 honoree after hauling in 70 passes for 1,021 yards and 11 TDs...Helped WTAMU go 8-4 in 2010, including a berth in the NCAA Division II playoffs, losing in the opening round at Central Missouri...The Buffaloes ended season ranked #18 in the national polls...WTAMU went 7-5 in 2009 and tied for the Lone Star Conference- Southern Division crown...Career highlight was a 99-yard TD catch against Tarleton State in 2010, part of a 5-catch, 144-yard, 2-TD day that earned him LSC South Offensive Player of the Week honors...Notched 6 career games with 100+ yards receiving in his WTAMU career, 3 as a senior and 3 as a junior...Had 8 games with 90+ yards receiving in 12 games as a senior...Had 2 TDs each against Southwestern Oklahoma, Tarleton State, Texas A&M-Kingsville and East Central...Notched 5 kickoff returns for 128 yards and 3 punt returns for 13 yards against Kingsville, adding 7 catches for 99 yards and 2 TDs...Had career-best 13 receptions for career-best 168 yards against Kingsville, the nation's #10 team, as a junior...Had back-to-back 100-yard days at Abilene Christian (115 yds) and vs. Angelo State (164 yds)...Torchred the defense against #1-ranked Abilene Christian...Was a 2-time All-Conference choice during his Long Beach CC tenure...Excelled as a WR and return man during junior college career...Earned team MVP in his 1st season at Long Beach in 2007

**PREP** Earned Offensive Player of the Year honors as a senior at Artesia High in Lakewood, CA...Standout WR and RB during high school career.



**BURTON'S COLLEGE TOTALS**

Year	GP/GS	RECEIVING				TD	KICKOFF RETURNS			PUNT RETURNS		
		No.	Yds.	Avg.	Lg		No	Yds	TD	No	Yds	TD
2007 LBCC.....		32	677	21.1	80	6						
2008 LBCC.....		39	823	21.1	73	9						
2009 WTAMU.....	12/	62	888	14.3	44	2	2	28	0	0	0	0
2010 WTAMU.....	12/	70	1,021	14.6	99	11	10	231	0	10	98	0
<b>Total WTAMU.....</b>	<b>24/</b>	<b>132</b>	<b>1,909</b>	<b>14.5</b>	<b>99</b>	<b>13</b>	<b>12</b>	<b>259</b>	<b>0</b>	<b>10</b>	<b>98</b>	<b>0</b>

KICKOFF  
EXECUTIVES  
STAFF  
COACHES  
PLAYERS  
ROOKIES  
2010 SEASON  
RECORDS  
PLAYOFF RECORDS  
HISTORY  
EXTRA POINTS

# 2011 VIKINGS ROSTER

No.	Name	Pos.	Ht.	Wt.	Birthdate	Exp.	College	HS Hometown	Acquired
3	Rhett Bomar	QB	6-2	225	7/2/85	1	Sam Houston St.	Groesbeck, TX	FA '10
4	Chris Kluge	P	6-4	215	12/24/81	7	UCLA	Los Alamitos, CA	W (Sea) '05
5	Donovan McNabb	QB	6-2	240	11/25/76	13	Syracuse	Chicago, IL	T (WAS) '11
7	Christian Ponder	QB	6-2	229	2/25/88	R	Florida State	Colleyville, TX	D1 '11
8	Ryan Longwell	K	6-0	200	8/16/74	15	California	Bend, OR	UFA (GB) '06
9	Nate Whitaker	K	5-9	183	8/29/88	R	Stanford	San Diego, CA	FA '11
11	Jaymoh Johnson	WR	6-0	176	7/10/84	2	Jackson State	Gary, IN	D6b '08
12	Percy Harvin	WR	5-11	184	5/28/88	3	Florida	Virginia Beach, VA	D1 '09
14	Joe Webb	QB	6-4	220	1/14/86	2	Alabama-Birmingham	Birmingham, AL	D6 '10
15	Andre Holmes	WR	6-5	208	6/16/88	R	Hillsdale	Elk Grove, IL	FA '11
16	Emmanuel Arceneaux	WR	6-2	215	9/17/87	R	Alcorn State	Alexandria, LA	FA '11
17	Juaquin Iglesias	WR	6-1	202	8/22/87	1	Oklahoma	Killeen, TX	PS (Chi) '10
18	Dominique Johnson	WR	6-4	221	3/4/88	R	Cal Poly	Compton, CA	FA '11
19	Devin Aromashodu	WR	6-2	205	5/23/84	4	Auburn	Miami, FL	FA '11
20	Tristan Davis	RB	5-10	212	5/5/86	1	Auburn	East Point, GA	FA '11
21	Asher Allen	CB	5-9	194	1/22/88	3	Georgia	Tucker, GA	D3 '09
22	Simeon Castille	DB	6-0	190	10/12/85	2	Alabama	Birmingham, AL	FA '10
23	Cedric Griffin	CB	6-0	203	11/1/82	6	Texas	San Antonio, TX	D2a '06
24	Cord Parks	DB	5-11	182	11/12/86	1	Northeastern	Stone Mountain, GA	FA '1025
25	Tyrell Johnson	S	6-0	207	5/19/85	4	Arkansas State	Rison, AR	D2 '08
26	Antoine Winfield	CB	5-9	180	6/24/77	13	Ohio State	Akron, OH	UFA (Buf) '04
27	Lorenzo Booker	RB	5-10	201	6/14/84	4	Florida State	Ventura, CA	FA '10
28	Adrian Peterson	RB	6-1	217	3/21/85	5	Oklahoma	Palestine, TX	D1 '07
29	Devon Torrence	CB	6-0	190	5/3/89	R	Ohio State	Canton, OH	FA '11
30	Mistral Raymond	S	6-1	194	9/7/87	R	South Florida	Palmetto, FL	D6b '11
31	Chris Cook	CB	6-2	212	2/15/87	2	Virginia	Lynchburg, VA	D2a '10
32	Toby Gerhart	RB	6-0	231	3/28/87	2	Stanford	Norco, CA	D2b '10
33	Jamarca Sanford	S	5-10	200	8/27/85	3	Mississippi	Batesville, MS	D7 '09
34	Alexander Robinson	RB	5-10	190	5/7/88	R	lowa State	Minneapolis, MN	FA '11
35	Marcus Sherels	CB	5-10	175	9/30/87	1	Minnesota	Rochester, MN	FA '10
36	Brandon Burton	CB	5-11	190	7/31/89	R	Utah	Houston, TX	D5 '11
37	Eric Frampton	S	5-11	205	2/6/84	5	Washington State	San Jose, CA	W (Det) '07
39	Husain Abdullah	S	6-0	204	7/27/85	4	Washington State	Pomona, CA	FA '08
40	Jim Kleinsasser	TE	6-3	272	1/31/77	13	North Dakota	Carrington, ND	D2 '99
41	Chris Adingupu	FS	6-0	202	11/20/87	R	Prairie View	North Miami, FL	FA '11
42	Ed Baham	TE	6-4	264	7/31/88	R	North Carolina	Dendron, VA	FA '11
43	Ryan Hill	S	5-11	207	4/15/87	R	Miami	Tallahassee, FL	FA '11
44	Ryan D'Imperio	FB	6-3	240	8/15/87	1	Rutgers	Sewell, NJ	D7b '10
46	Cullen Loeffler	LS	6-5	241	1/27/81	8	Texas	Ingram, TX	FA '04
47	Jonathan Gilmore	LB	6-4	295	2/28/87	R	Western Oregon	Lincoln City, OR	FA '11
48	Mat Asiata	FB	6-0	234	7/24/87	R	Utah	Santa Ana, CA	FA '11
49	Marcell Gipson	CB	5-10	190	5/3/87	R	Wyoming	San Bernardino, CA	FA '11
50	Erin Henderson	LB	6-3	244	7/1/86	4	Maryland	Aberdeen, MD	FA '08
51	Larry Dean	LB	6-0	226	8/7/88	R	Valdosta State	Tifton, GA	FA '11
52	Chad Greenway	LB	6-2	242	1/12/83	6	lowa	Mt. Vernon, SD	D1 '06
54	Jasper Brinkley	LB	6-1	252	7/12/85	3	South Carolina	Thomson, GA	D5 '09
55	Kenny Onatolu	LB	6-2	225	10/8/82	3	Nebraska-Omaha	Papillion, NE	FA '09
56	E.J. Henderson	LB	6-1	245	8/3/80	9	Maryland	Aberdeen, MD	D2 '03
57	Ross Homan	LB	6-0	240	3/5/87	R	Ohio State	Coldwater, OH	D6d '11
58	Mark Washington	LB	6-3	258	8/20/85	2	Texas State	Long Beach, CA	FA '11
59	Heath Farwell	LB	6-0	235	12/31/81	7	San Diego State	Corona, CA	FA '05
60	David Akinniyi	DE	6-4	256	6/23/88	R	North Carolina State	West Lafayette, IN	FA '11
60	Conan Amituanai	G	6-3	335	1/20/88	R	Arizona	Long Beach, CA	FA '11
61	Rodney Huntley	G	6-3	330	11/19/86	R	Texas El Paso	Arlington, TX	FA '11
61	Cedric McKinley	DL	6-6	282	5/26/87	1	Minnesota	Demopolis, Ala.	FA '11
62	Ryan Cook	G	6-6	328	5/8/83	6	New Mexico	Albuquerque, NM	D2b '06
63	Brandon Fusco	C	6-4	306	7/26/88	R	Slippery Rock	Cranberry Township, PA	D6c '11
64	Anthony Herrera*	G	6-2	315	6/14/80	8	Tennessee	Naples, FL	FA '04
65	John Sullivan	C	6-4	301	8/8/85	4	Notre Dame	Old Greenwich, CT	D6a '08
66	Thomas Welch	T	6-6	300	6/19/87	1	Vanderbilt	Brentwood, TN	FA '10
66	Colby Whitlock	DT	6-3	294	8/28/88	R	Texas Tech	Noble, OK	FA '11
67	Adrian Awason	DE	6-4	270	10/25/83	3	North Texas	Stafford, TX	FA '11
67	Byron Isom	G	6-3	315	6/10/88	R	Auburn	Brooklyn, NY	FA '11
68	Jon Cooper	C	6-2	291	10/1/86	3	Oklahoma	Fort Collins, CO	FA '09
69	Jared Allen	DE	6-6	270	4/3/82	8	Idaho State	Los Gatos, CA	T (KC) '08
71	Phil Loadholt	T	6-8	343	1/21/86	3	Oklahoma	Fountain, CO	D2 '09
72	Chris DeGeare	G	6-4	335	2/17/87	2	Wake Forest	Kernersville, NC	D5a '10
73	Scott Koolstra	T	6-6	335	10/14/80	8	North Carolina State	Cary, NC	FA '11
74	Charlie Johnson	T	6-4	305	5/2/84	6	Oklahoma State	Sherman, TX	FA '11
75	DeMarcus Love	T	6-4	315	3/7/88	R	Arkansas	Lancaster, TX	D6a '11
76	Steve Hutchinson	G	6-5	313	11/1/77	11	Michigan	Ft. Lauderdale, FL	RFA (Sea) '06
78	Seth Olson	G	6-5	312	12/17/85	2	lowa	Omaha, NE	FA '10
79	Pat Brown	T	6-5	310	12/25/86	2	Central Florida	St. Charles, IL	FA '10
81	Visanthe Shiancoe	TE	6-4	250	6/18/80	9	Morgan State	Laurel, MD	UFA (NYC) '07
82	Kyle Rudolph	TE	6-6	258	11/9/89	R	Notre Dame	Cincinnati, OH	D2 '11
83	Jeff Dugan	TE	6-4	258	4/8/81	8	Maryland	Pittsburgh, PA	D7 '04
84	Michael Jenkins	WR	6-4	214	6/18/82	8	Ohio State	Tampa, FL	FA '11
85	Greg Camarillo	WR	6-2	200	4/18/82	6	Stanford	Atherton, CA	TR '10
86	Stephen Burton	WR	6-1	224	12/11/89	R	West Texas A&M	Lakewood, CA	D7b '11
87	Bernard Berrian	WR	6-1	185	12/27/80	8	Fresno State	Winton, CA	UFA (Chi) '08
89	Allen Reisner	TE	6-3	255	9/29/88	R	lowa	Cedar Rapids, IA	FA '11
90	Fred Evans	DT	6-4	305	1/6/83	6	Texas St.-San Marcos	Morgan Park, IL	FA '07
91	D'Aundre Reed	DE	6-4	260	1/1/88	R	Arizona	Moreno Valley, CA	D7a '11
92	Remi Ayodele	DT	6-2	318	4/22/83	5	Oklahoma	Grand Prairie, TX	FA '11
93	Kevin Williams	DT	6-5	311	8/16/80	9	Oklahoma State	Fordyce, AR	D1 '03
95	Tremaine Johnson	DT	6-2	285	9/26/85	1	LSU	Galena Park, TX	FA '09
96	Brian Robison	DE	6-3	259	4/27/83	5	Texas	Splendor, TX	D4 '07
97	Everson Griffen	DE	6-3	273	12/22/87	2	Southern California	Avondale, AZ	D4 '10
98	Letroy Guion	DT	6-4	303	6/21/87	4	Florida State	Starke, FL	D5b '08
99	Christian Ballard	DT	6-4	283	1/3/89	R	lowa	Lawrence, KS	D4 '11



**2010 SEASON REVIEW**

# 2010 REGULAR SEASON STATISTICS

## WON 6, LOST 10

9/9.....L 9-14	at New Orleans	70,051
9/19.....L 10-14	MIAMI	63,846
9/26.....W 24-10	DETROIT	63,377
10/11.....L 20-29	at New York Jets	77,909
10/17....W 24-21	DALLAS	64,120
10/24....L 24-28	at Green Bay	71,107
10/31....L 18-28	at New England	68,756
11/7.....W 27-24 OT	ARIZONA	64,120
11/14....L 13-27	at Chicago	62,206
11/21....L 3-31	GREEN BAY	64,120
11/28....W 17-13	at Washington	83,602
12/5.....W 38-14	BUFFALO	64,012
12/13...L 3-21	NEW YORK GIANTS	45,910 (at Ford Field, Detroit)
12/20...L 14-40	CHICAGO	40,504 (at TCF Bank Stadium)
12/28...W 24-14	at Philadelphia	69,144
1/2.....L 13-20	at Detroit	57,013

	MINN	OPP
<b>TOTAL FIRST DOWNS</b> .....	<b>289</b>	<b>276</b>
Rushing.....	104	87
Passing.....	159	178
Penalty.....	26	11
3rd Down: Made/Att.....	71/205	87/213
3rd Down Pct.....	34.6%	40.8%
4th Down: Made/Att.....	8/17	5/10
4th Down Pct.....	47.1%	50.0%
<b>POSSESSION AVG.</b> .....	<b>30:15</b>	<b>29:45</b>
<b>TOTAL NET YARDS</b> .....	<b>5039</b>	<b>5002</b>
Avg. Per Game.....	314.9	312.6
Total Plays.....	982	977
Avg. Per Play.....	5.1	5.1
<b>NET YARDS RUSHING</b> .....	<b>1942</b>	<b>1635</b>
Avg. Per Game.....	121.4	102.2
Total Rushes.....	441	417
<b>NET YARDS PASSING</b> .....	<b>3097</b>	<b>3367</b>
Avg. Per Game.....	193.6	210.4
Sacked/Yards Lost.....	36/230	31/177
Gross Yards.....	3327	3544
Attempts/Completions.....	505/305	529/333
Completion Pct.....	60.4%	62.9%
Had Intercepted.....	26	15
<b>PUNTS/AVERAGE</b> .....	<b>83/43.0</b>	<b>85/44.1</b>
<b>NET PUNTING AVG.</b> .....	<b>38.9</b>	<b>38.9</b>
<b>PENALTIES/YARDS</b> .....	<b>100/769</b>	<b>98/789</b>
<b>FUMBLES/BALL LOST</b> .....	<b>20/11</b>	<b>17/11</b>
<b>TOUCHDOWNS</b> .....	<b>33</b>	<b>42</b>
Rushing.....	16	10
Passing.....	14	25
Returns.....	3	7

SCORE BY PERIODS	Q1	Q2	Q3	Q4	OT	PTS
Team.....	51	81	85	61	3	281
Opponents.....	69	106	98	75	0	348

SCORING	TD	Ru	Pa	Rt	K-PAT	FG	2Pt	PTS
R.Longwell.....	0	0	0	0	30/31	17/18	0	81
A.Peterson.....	13	12	1	0	0/0	0/0	0	78
P.Harvin.....	7	1	5	1	0/0	0/0	1	44
J.Webb.....	2	2	0	0	0/0	0/0	0	12
S.Rice.....	2	0	2	0	0/0	0/0	0	12
R.Moss.....	2	0	2	0	0/0	0/0	0	12
V.Shiancoe.....	2	0	2	0	0/0	0/0	0	12
J.Allen.....	1	0	0	1	0/0	0/0	0	6
G.Camarillo.....	1	0	1	0	0/0	0/0	0	6
N.Tahi.....	1	0	1	0	0/0	0/0	0	6
A.Winfield.....	1	0	0	1	0/0	0/0	0	6
T.Gerhart.....	1	0	0	0	0/0	0/0	0	6
<b>TEAM</b> .....	<b>33</b>	<b>16</b>	<b>14</b>	<b>3</b>	<b>30/31</b>	<b>17/18</b>	<b>1</b>	<b>281</b>
<b>OPPONENTS</b> .....	<b>42</b>	<b>10</b>	<b>25</b>	<b>7</b>	<b>42/42</b>	<b>18/23</b>	<b>0</b>	<b>348</b>

**2-Pt. Conversions: Team 1/2, Opponents: 0/0**  
**Sacks:** J.Allen 11.0, R.Edwards 8.0, A.Winfield 2.0, L.Cuion 2.0, B.Robison 2.0, E.Henderson 1.0, K.Williams 1.0, J.Mitchell 1.0, C.Greenway 1.0, J.Sanford 1.0, M.Williams 0.5, J.Kennedy 0.5 **Team: 31.0, Opponents: 36.0**  
**Fumbles Lost:** B.Favre 5, T.Gerhart 3, A.Peterson 1, L.Booker 1, P.Harvin 1 **Total: 11**  
**Opponent Fumble Recoveries:** B.Robison 2, Erin.Henderson 1, J.Sanford 1, A.Winfield 1, B.Leber 1, F.Walker 1, E.Henderson 1, J.Allen 1, C.Greenway 1, **TEAM 1 Total: 11**

RUSHING	No.	Yds	Avg	Long	TD
A.Peterson.....	283	1298	4.6	80t	12
T.Gerhart.....	81	322	4.0	21	1
J.Webb.....	18	120	6.7	16	2
P.Harvin.....	18	107	5.9	17t	1
J.Allen.....	7	63	9.0	33	0
A.Young.....	13	29	2.2	6	0
B.Favre.....	17	8	0.5	10	0
J.Dugan.....	2	2	1.0	2	0
N.Tahi.....	1	1	1.0	1	0
B.Berrian.....	1	-8	-8.0	-8	0
<b>TEAM</b> .....	<b>441</b>	<b>1942</b>	<b>4.4</b>	<b>80t</b>	<b>16</b>
<b>OPPONENTS</b> .....	<b>417</b>	<b>1635</b>	<b>3.9</b>	<b>73</b>	<b>10</b>

RECEIVING	No.	Yds	Avg	Long	TD
P.Harvin.....	71	868	12.2	53t	5
V.Shiancoe.....	47	530	11.3	33	2
A.Peterson.....	36	341	9.5	34	1
B.Berrian.....	28	252	9.0	30	0
T.Gerhart.....	21	167	8.0	23	0
G.Camarillo.....	20	240	12.0	31	1
S.Rice.....	17	280	16.5	46	2
C.Lewis.....	17	197	11.6	33	0
J.Kleinsasser.....	17	148	8.7	20	2
R.Moss (TM).....	13	174	13.4	37t	2
N.Tahi.....	6	39	6.5	11	1
L.Booker.....	5	32	6.4	7	0
J.Dugan.....	4	30	7.5	10	0
A.Young.....	2	11	5.5	13	0
H.Baskett.....	1	18	18.0	18	0
<b>TEAM</b> .....	<b>305</b>	<b>3327</b>	<b>10.9</b>	<b>53t</b>	<b>14</b>
<b>OPPONENTS</b> .....	<b>333</b>	<b>3544</b>	<b>10.6</b>	<b>67t</b>	<b>25</b>

INTERCEPTIONS	No.	Yds	Avg	Long	TD
E.Henderson.....	3	10	3.3	10	0
H.Abdullah.....	3	5	1.7	5	0
A.Winfield.....	2	41	20.5	41	0
J.Allen.....	2	40	20.0	36t	1
A.Allen.....	2	27	13.5	27	0
B.Leber.....	1	19	19.0	19	0
F.Walker.....	1	10	10.0	10	0
M.Williams.....	1	0	0.0	0	0
<b>TEAM</b> .....	<b>15</b>	<b>152</b>	<b>10.1</b>	<b>41</b>	<b>1</b>
<b>OPPONENTS</b> .....	<b>26</b>	<b>427</b>	<b>16.4</b>	<b>66</b>	<b>3</b>

PUNTING	No.	Yds	Avg	Net	TB	In	Lg	B
C.Kluwe.....	83	3569	43.0	38.9	5	32	59	0
<b>TEAM</b> .....	<b>83</b>	<b>3569</b>	<b>43.0</b>	<b>38.9</b>	<b>5</b>	<b>32</b>	<b>59</b>	<b>0</b>
<b>OPPONENTS</b> .....	<b>85</b>	<b>3748</b>	<b>44.1</b>	<b>38.9</b>	<b>4</b>	<b>28</b>	<b>60</b>	<b>0</b>

PUNT RETURNS	Ret	FC	Yds	Avg	Long	TD
G.Camarillo.....	39	20	359	9.2	52	0
B.Berrian.....	3	2	2	0.7	2	0
<b>TEAM</b> .....	<b>42</b>	<b>22</b>	<b>361</b>	<b>8.6</b>	<b>52</b>	<b>0</b>
<b>OPPONENTS</b> .....	<b>32</b>	<b>22</b>	<b>241</b>	<b>7.5</b>	<b>64t</b>	<b>1</b>

KICKOFF RETURNS	No.	Yds	Avg	Long	TD
P.Harvin.....	40	933	23.3	95t	1
L.Booker.....	18	429	23.8	49	0
J.Dugan.....	2	8	4.0	5	0
J.Webb.....	1	30	30.0	30	0
A.Young.....	1	25	25.0	25	0
J.Brinkley.....	1	2	2.0	2	0
J.Kennedy.....	1	0	0.0	0	0
J.Kleinsasser.....	0	0	0.0	0	0
<b>TEAM</b> .....	<b>64</b>	<b>1427</b>	<b>22.3</b>	<b>95t</b>	<b>1</b>
<b>OPPONENTS</b> .....	<b>61</b>	<b>1455</b>	<b>23.9</b>	<b>96t</b>	<b>1</b>

FIELD GOALS	1-19	20-29	30-39	40-49	50+
R.Longwell.....	0/0	7/7	8/9	2/2	0/0
<b>TEAM</b> .....	<b>0/0</b>	<b>7/7</b>	<b>8/9</b>	<b>2/2</b>	<b>0/0</b>
<b>OPPONENTS</b> .....	<b>0/0</b>	<b>6/6</b>	<b>7/8</b>	<b>3/6</b>	<b>2/3</b>

**Longwell:** (41G) (28G) (31G) ( ) (38G) (28G) (24G) (21G, 35G) (36G), (39L, 33G) (24G) (31G) (38G) (21G) ( ) (30G) (27G, 48G)  
**Opponents:** (46WL, 32WL) ( ) (44WL, 33G) (25G, 53G, 22G, 34G, 31G) ( ) ( ) (22G) (43WL, 34, 37) (42G) (40G, 42G) ( ) ( ) (29G, 23G, 34G, 20G) (54SH) (55G, 37G)

Passing	Att	Cmp	Yds	Cmp%	Yds/Att	TD	TD%	Int	Int%	Long	Sack	Lost	Rating
B.Favre.....	358	217	2509	60.6%	7.0	11	3.1%	19	5.3%	53t	22/	139	69.9
J.Webb.....	89	54	477	60.7%	5.4	0	0.0%	3	3.4%	46	8/	48	60.9
T.Jackson.....	58	34	341	58.6%	5.9	3	5.2%	4	6.9%	46	6/	43	63.9
<b>TEAM</b> .....	<b>505</b>	<b>305</b>	<b>3327</b>	<b>60.4%</b>	<b>6.6</b>	<b>14</b>	<b>2.8%</b>	<b>26</b>	<b>5.1%</b>	<b>53t</b>	<b>36/</b>	<b>230</b>	<b>67.7</b>
<b>OPPONENTS</b> .....	<b>529</b>	<b>333</b>	<b>3544</b>	<b>62.9%</b>	<b>6.7</b>	<b>25</b>	<b>4.7%</b>	<b>15</b>	<b>2.8%</b>	<b>67t</b>	<b>31/</b>	<b>177</b>	<b>86.4</b>

## 2010 REGULAR SEASON DEFENSIVE STATISTICS

	TKL	AST	COMB	TFL	SACK	QBH	FF	FR	INT	PD
Greenway, Chad.....	106	43	149	10.0	1.0	1	1	0	0	2
Henderson, E.J.....	90	49	139	7.0	1.0	3	1	1	3	2
Winfield, Antoine.....	80	30	110	3.0	2.0	2	1	1	2	9
Abdullah, Husain.....	60	38	98	3.0	0.0	1	0	0	3	9
Williams, Madieu.....	59	37	96	1.0	0.5	0	1	0	1	5
Allen, Jared.....	54	23	77	8.0	11.0	54	1	1	2	5
Williams, Kevin.....	49	16	65	9.0	1.0	29	1	0	0	7
Allen, Asher.....	41	18	59	0.0	0.0	0	0	0	2	10
Leber, Ben.....	34	24	58	2.0	0.0	2	2	1	1	4
Edwards, Ray.....	28	22	50	4.0	8.0	34	1	0	0	2
Williams, Pat.....	30	12	42	3.0	0.0	5	1	0	0	0
Cook, Chris.....	20	4	24	0.0	0.0	0	0	0	0	3
Sheppard, Lito.....	16	4	20	0.0	0.0	0	0	0	0	7
Guion, Letroy.....	11	8	19	3.0	2.0	8	1	0	0	0
Robison, Brian.....	14	4	18	2.0	2.0	15	0	2	0	1
Walker, Frank.....	12	5	17	0.0	0.0	0	0	0	1	5
Sanford, Jamarca.....	11	5	16	1.0	1.0	1	0	1	0	0
Kennedy, Jimmy.....	7	4	11	2.0	0.5	3	0	0	0	0
Griffin, Cedric.....	6	3	9	1.0	0.0	0	0	0	0	4
Griffen, Everson.....	5	2	7	0.0	0.0	5	0	0	0	0
Brinkley, Jasper.....	5	1	6	0.0	0.0	0	0	0	0	0
Evans, Fred.....	4	1	5	2.0	0.0	0	0	0	0	0
Frampton, Eric.....	2	2	4	1.0	0.0	0	0	0	0	0
Johnson, Tyrell.....	1	2	3	0.0	0.0	0	0	0	0	0
Farwell, Heath.....	1	1	2	0.0	0.0	0	0	0	0	0
Henderson, Erin.....	1	1	2	0.0	0.0	0	0	1	0	0
Mitchell, Jayme.....	1	0	1	0.0	1.0	0	0	0	0	0
Onatolu, Kenny.....	1	0	1	0.0	0.0	0	0	0	0	0
<b>TOTALS.....</b>	<b>749</b>	<b>359</b>	<b>1104</b>	<b>62.0</b>	<b>31.0</b>	<b>163</b>	<b>11</b>	<b>8</b>	<b>15</b>	<b>75</b>

## 2010 REGULAR SEASON SPECIAL TEAMS STATISTICS

	SOLO	AST	COMB	FF	FR	BL
Farwell, Heath.....	13	6	19	0	0	0
Brinkley, Jasper.....	15	2	17	0	0	0
Onatolu, Kenny.....	9	1	10	0	0	0
Frampton, Eric.....	6	4	10	0	0	0
Henderson, Erin.....	6	3	9	0	0	0
Sanford, Jamarca.....	5	4	9	0	0	0
Griffen, Everson.....	6	2	8	0	0	0
Abdullah, Husain.....	5	3	8	0	0	0
Walker, Frank.....	6	1	7	0	1	0
Allen, Asher.....	5	0	5	0	0	0
Greenway, Chad.....	4	1	5	0	1	0
Loeffler, Cullen.....	2	1	3	0	0	0
Sheppard, Lito.....	2	1	3	0	0	0
Johnson, Tyrell.....	2	0	2	1	0	0
Leber, Ben.....	1	1	2	0	0	0
Baskett, Hank.....	1	0	1	0	0	0
Camarillo, Greg.....	1	0	1	0	0	0
Cook, Chris.....	1	0	1	0	0	0
Gerhart, Toby.....	1	0	1	0	0	0
Guion, Letroy.....	1	0	1	0	0	0
Kluwe, Chris.....	1	0	1	0	0	0
Williams, Madieu.....	1	0	1	0	0	0
Lewis, Greg.....	0	1	1	0	0	0
<b>TOTALS.....</b>	<b>94</b>	<b>31</b>	<b>122</b>	<b>1</b>	<b>2</b>	<b>0</b>

### INTERCEPTIONS

	No.	Yds	Avg	Long	TD
Henderson, E.J.....	3	10	3.3	10	0
Abdullah, Husain.....	3	5	1.7	5	0
Winfield, Antoine.....	2	41	20.5	41	0
Allen, Jared.....	2	40	20	36	1
Allen, Asher.....	2	27	13.5	27	0
Leber, Ben.....	1	19	19	19	0
Walker, Frank.....	1	10	10	10	0
Williams, Madieu.....	1	0	0	0	0
<b>TOTALS.....</b>	<b>15</b>	<b>152</b>	<b>10.1</b>	<b>41</b>	<b>1</b>

### QB HURRIES

	QBH
Allen, Jared.....	54
Edwards, Ray.....	34
Williams, Kevin.....	29
Robison, Brian.....	15
Guion, Letroy.....	8
Griffen, Everson.....	5
Williams, Pat.....	5
Henderson, E.J.....	3
Kennedy, Jimmy.....	3
Leber, Ben.....	2
Winfield, Antoine.....	2
Abdullah, Husain.....	1
Greenway, Chad.....	1
Sanford, Jamarca.....	1
<b>TOTALS.....</b>	<b>163</b>

### TACKLES FOR LOSS

	TFL
Greenway, Chad.....	10.0
Williams, Kevin.....	9.0
Allen, Jared.....	8.0
Henderson, E.J.....	7.0
Edwards, Ray.....	4.0
Abdullah, Husain.....	3.0
Guion, Letroy.....	3.0
Williams, Pat.....	3.0
Winfield, Antoine.....	3.0
Evans, Fred.....	2.0
Kennedy, Jimmy.....	2.0
Leber, Ben.....	2.0
Robison, Brian.....	2.0
Frampton, Eric.....	1.0
Griffin, Cedric.....	1.0
Sanford, Jamarca.....	1.0
Williams, Madieu.....	1.0
<b>TOTALS.....</b>	<b>62.0</b>

### PASSES DEFENSED

	PD
Allen, Asher.....	10
Abdullah, Husain.....	9
Winfield, Antoine.....	9
Sheppard, Lito.....	7
Williams, Kevin.....	7
Allen, Jared.....	5
Walker, Frank.....	5
Williams, Madieu.....	5
Griffin, Cedric.....	4
Leber, Ben.....	4
Cook, Chris.....	3
Edwards, Ray.....	2
Greenway, Chad.....	2
Henderson, E.J.....	2
Robison, Brian.....	1
<b>TOTALS.....</b>	<b>75</b>

### SACKS

	SACKS	YDS
Allen, Jared.....	11.0	41.5
Edwards, Ray.....	8.0	24
Winfield, Antoine.....	2.0	13
Guion, Letroy.....	2.0	7
Robison, Brian.....	2.0	9
Greenway, Chad.....	1.0	8
Henderson, E.J.....	1.0	8
Williams, Kevin.....	1.0	8
Sanford, Jamarca.....	1.0	6
Mitchell, Jayme.....	1.0	4.5
Williams, Madieu.....	0.5	4
Kennedy, Jimmy.....	0.5	4
<b>TOTALS.....</b>	<b>31.0</b>	<b>177</b>

2010 SEASON  
 PLAYERS  
 COACHES  
 STAFF  
 EXECUTIVES  
 KICKOFF  
 RECORDS  
 HISTORY  
 EXTRA POINTS

# 2010 VIKINGS PARTICIPATION

P-played; S-started; DNP-did not play; IR-injured reserve; N-not with club; I-inactive; PS-Practice Squad; PUP-R - Reserve/Physically Unable to Perform

DATE	2010																	CAREER				
	9/9	9/19	9/26	10/11	10/17	10/24	10/31	11/7	11/14	11/21	11/28	12/5	12/13	12/20	12/26	1/2	GP	GS	DNP	IA	GP	GS
OPPONENT	@ NO	MIA	DET	@ NYJ	DAL	@ GB	@ NE	ARI	@ CHI	GB	@ WAS	BUF	NYG	CHI	@ PHI	@ DET						
Abdullah, Husain	S	S	S	S	S	I	S	S	S	S	S	S	S	S	S	S	15	15	1		45	15
Allen, Asher	S	S	P	P	S	S	S	S	I	P	S	S	S	S	S	I	14	11	2		24	12
Allen, Jared	S	S	S	S	S	S	S	S	S	S	S	S	S	S	S	S	16	16			109	103
Anderson, Colt	PS	PS	PS	PS	PS	PS	PS	PS	N	N	N	N	N	N	N	N					0	0
Archer, R.J.	N	N	N	N	N	N	N	N	N	N	N	N	N	PS	I	N			1		0	0
Baskett, Hank	N	N	P	I	I	I	I	P	P	I	P	I	I	P	I	P	6	0		7	65	11
Berrian, Bernard	S	S	S	P	P	P	P	S	DNP	S	I	S	S	S	P	S	14	8	1	1	104	69
Bomar, Rhett	N	N	N	N	N	N	N	N	N	N	N	N	N	N	I	I			2		0	0
Booker, Lorenzo	N	N	N	N	N	N	N	N	N	N	N	N	N	P	P	P	4	0			21	2
Brinkley, Jasper	P	P	P	P	P	P	P	P	P	P	P	P	P	P	P	P	16	0			32	4
Brown, Freddie	PS	PS	PS	PS	PS	PS	PS	PS	PS	PS	PS	PS	PS	PS	PS	PS					0	0
Brown, Pat	N	N	N	N	N	N	N	N	N	PS	PS	I	DNP	DNP	DNP	DNP			5	1	0	0
Camarillo, Greg	P	P	P	P	P	P	P	P	P	P	P	P	P	P	P	P	16	1			62	28
Cook, Chris	I	I	S	I	I	P	S	S	S	S	I	I	I	IR	IR	IR	6	5		7	6	5
Cook, Ryan	P	P	P	S	P	P	P	P	P	P	S	S	S	S	S	S	16	7			70	40
Cooper, Jon	P	P	I	P	S	DNP	DNP	DNP	P	P	P	P	P	P	P	P	12	1	3	1	13	1
D'Imperio, Ryan	PS	PS	PS	PS	PS	PS	PS	PS	PS	PS	PS	PS	PS	PS	PS	PS					0	0
DeGeare, Chris	I	I	P	P	I	I	I	I	I	I	P	S	S	S	S	S	8	5		8	8	5
Dugan, Jeff	P	P	P	P	S	I	P	P	P	P	S	P	P	P	S	S	16	4			79	21
Edwards, Ray	S	S	S	S	S	S	S	S	S	S	S	I	I	S	S	S	14	14		2	72	58
Evans, Fred	P	P	I	I	P	I	P	P	P	I	I	I	I	P	I	P	8	0		8	49	2
Farwell, Heath	P	P	P	P	P	P	P	P	P	P	P	P	P	P	P	P	16	0			71	0
Favre, Brett	S	S	S	S	S	S	S	S	S	S	S	S	I	S	I	I	13	13	3		302	298
Frampton, Eric	P	P	P	P	P	P	P	P	P	I	I	P	P	P	P	P	14	0		2	60	0
Gardner, Andrew	N	N	N	PS	PS	PS	PS	PS	N	N	N	N	N	N	N	N					1	0
Gerhart, Toby	I	P	P	P	P	P	P	P	P	P	P	P	P	S	P	P	15	1		1	15	1
Greenway, Chad	S	S	S	S	S	S	S	S	S	S	S	S	S	S	S	S	16	16			64	63
Griffen, Everson	I	I	I	I	I	P	P	P	P	P	P	P	P	P	P	P	11	0		5	11	0
Griffin, Cedric	I	I	S	IR	IR	IR	IR	IR	IR	IR	IR	IR	IR	IR	IR	IR	2	2		2	64	56
Guion, Letroy	P	P	P	P	P	P	P	I	P	P	P	P	P	P	P	P	15	0		1	24	0
Harvin, Percy	S	S	S	S	S	S	S	S	S	S	S	I	I	S	S	S	14	13	2		29	20
Henderson, E.J.	S	S	S	S	S	S	S	S	S	S	S	S	S	S	S	S	16	16			109	91
Henderson, Erin	P	P	I	P	P	I	I	I	I	I	P	P	S	P	P	I	9	0		7	21	0
Herrera, Anthony	S	S	S	S	S	S	S	S	S	S	S	IR	IR	IR	IR	IR	10	10			68	58
Hutchinson, Steve	S	S	S	S	S	S	S	S	S	S	S	I	I	IR	IR	IR	11	11	2		143	143
Iglesias, Jaquain	N	N	N	N	N	N	N	N	N	N	N	N	N	N	N	I	0	0		1	0	0
Jackson, Tarvaris	DNP	DNP	DNP	DNP	DNP	DNP	P	DNP	DNP	DNP	DNP	P	S	IR	IR	IR	3	1	10		36	20
Johnson, Jaymar	IR	IR	IR	IR	IR	IR	IR	IR	IR	IR	IR	IR	IR	IR	IR	IR					6	0
Johnson, Tremaine	PS	PS	PS	PS	PS	PS	PS	PS	PS	PS	PS	PS	PS	PS	PS	PS					0	0
Johnson, Tyrell	P	P	I	I	I	I	I	P	P	P	P	S	I	I	I	P	7	2		8	38	24
Kennedy, Jimmy	I	I	P	P	I	P	I	P	I	P	P	P	P	I	P	I	9	0		7	86	31
Kleinsasser, Jim	P	P	P	S	P	P	P	P	S	P	S	P	S	P	S	S	16	7			165	119
Kluwe, Chris	P	P	P	P	P	P	P	P	P	P	P	P	P	P	P	P	16	0			95	0
Leber, Ben	P	P	P	S	S	S	P	S	S	S	S	P	S	S	S	S	16	10			136	111
Lewis, Greg	P	S	S	P	S	P	P	S	P	P	I	S	I	I	P		13	6	3		116	30
Loadholt, Phil	S	S	S	S	S	S	S	S	S	S	P	S	S	S	S	S	16	16			31	31
Loeffler, Cullen	P	P	P	P	P	P	P	P	P	P	P	P	P	P	P	P	16	0			112	0
Longwell, Ryan	P	P	P	P	P	P	P	P	P	P	P	P	P	P	P	P	16	0			224	0
Martinez, Adrian	N	N	N	N	N	N	N	N	N	N	N	N	PS	N	N	N					0	0
McKinnie, Bryant	S	S	S	S	S	S	S	S	S	S	S	S	S	S	S	S	16	16			132	131
Mitchell, Jayme	P	P	I	N	N	N	N	N	N	N	N	N	N	N	N	N	2	0		1	29	0
Moss, Randy	N	N	N	S	S	S	S	N	N	N	N	N	N	N	N	N	4	4			194	187
Nalbone, John	N	N	N	PS	N	N	N	N	N	N	N	N	N	N	N	N					2	0
Olsen, Seth	PS	PS	PS	PS	PS	PS	PS	PS	PS	PS	PS	PS	PS	PS	PS	PS					3	0
Onatolu, Kenny	P	P	P	P	P	P	P	P	P	P	P	P	P	P	P	P	16	0			32	0
Payne, Logan	PS	PS	PS	N	N	N	N	N	N	N	N	N	N	N	N	N					2	2
Peterson, Adrian	S	S	S	S	S	S	S	S	S	S	S	S	S	I	S	S	15	15		1	61	54
Ramsey, Patrick	N	N	N	N	N	N	N	N	N	N	N	N	N	I	DNP	DNP			2	1	37	24
Rice, Sidney	PUP-R	PUP-R	PUP-R	PUP-R	PUP-R	PUP-R	PUP-R	PUP-R	PUP-R	S	S	S	S	P	P	I	6	5		1	48	27
Robison, Brian	P	P	P	P	P	P	P	P	P	P	P	P	S	S	P	P	16	2			63	7
Sanford, Jamarca	P	P	P	P	P	P	P	P	I	P	I	P	I	P	S	S	12	2		4	26	3
Sheppard, Lito	S	S	P	P	I	I	P	P	I	P	P	P	P	P	P	P	13	2		3	117	72
Sherels, Marcus	PS	PS	PS	N	PS	PS	PS	PS	PS	PS	PS	PS	PS	PS	PS	PS					0	0
Shiancoe, Visanthe	S	S	S	S	P	P	S	S	P	S	P	S	P	S	P	S	16	9			128	78
Shuler, Mickey	I	I	N	N	N	N	N	N	N	N	N	N	N	N	N	N					2	0
Sullivan, John	S	S	S	I	DNP	S	S	S	S	S	S	S	S	S	S	S	14	14	1	1	46	30
Tahi, Naufahu	S	P	P	P	I	S	S	S	P	P	P	S	P	S	P	S	15	7		1	56	14
Walker, Frank	N	N	N	N	P	P	P	I	P	P	P	P	P	P	P	S	11	2		1	93	17
Webb, Joe	I	I	I	I	I	I	I	I	I	I	I	P	P	P	S	S	5	2		11	5	2
Welch, Thomas	PS	PS	PS	PS	PS	PS	PS	PS	PS	PS	PS	PS	PS	PS	PS	PS					2	0
Williams, Kevin	S	S	S	S	S	S	S	S	S	S	S	S	S	S	S	S	16	16			126	126
Williams, Madieu	S	S	S	S	S	S	S	S	S	S	S	P	S	S	I	IR	14	13		1	88	83
Williams, Pat	S	S	S	S	S	S	S	S	S	S	S	S	S	S	S	S	16	16			201	158
Winfield, Antoine	S	S	S	S	S	S	S	S	S	S	S	S	S	S	S	S	16	16			170	153
Young, Albert	P	I	I	I	P	I	I	I	I	I	I	P	IR	IR	IR	IR	3	0		9	10	0



# 2010 GAME-BY-GAME STARTERS

## VIKINGS OFFENSE

	1	2	3	4	5	6	7	8	9	10	11	12	13	14	15	16
<b>WR</b>	Berrian	McKinnie	Berrian	Moss	McKinnie	Moss	McKinnie	Berrian	Lewis	McKinnie	Berrian	Rice	McKinnie	Rice	McKinnie	Berrian
<b>LT</b>	Hutchinson	Hutchinson	Hutchinson	Hutchinson	Hutchinson	Hutchinson	Hutchinson	Hutchinson	Hutchinson	Hutchinson	Hutchinson	Hutchinson	Hutchinson	Hutchinson	Hutchinson	Hutchinson
<b>LG</b>	Sullivan	Sullivan	Sullivan	R. Cook	Cooper	Sullivan	Sullivan	Sullivan	Sullivan	Sullivan	Sullivan	Sullivan	Sullivan	Sullivan	Sullivan	Sullivan
<b>RG</b>	Herrera	Herrera	Herrera	Herrera	Herrera	Herrera	Herrera	Herrera	Herrera	Herrera	Herrera	R. Cook	R. Cook	R. Cook	R. Cook	R. Cook
<b>TE</b>	Loadholt	Loadholt	Loadholt	Loadholt	Loadholt	Loadholt	Loadholt	Loadholt	Loadholt	Loadholt	Loadholt	Loadholt	Loadholt	Loadholt	Loadholt	Loadholt
<b>RT</b>	Shancock	Shancock	Shancock	Shancock	Shancock	Shancock	Shancock	Shancock	Kleinsasser	Shancock	Dugan	Shancock	--	Dugan	Shancock	Dugan
<b>WR</b>	Harvin	Harvin	Harvin	Harvin	Harvin	Harvin	Harvin	Harvin	Harvin	Harvin	Harvin	Harvin	Berrian	Berrian	Harvin	Harvin
<b>QB</b>	Favre	Favre	Favre	Favre	Favre	Favre	Favre	Favre	Favre	Favre	Favre	Favre	Jackson	Favre	Webb	Webb
<b>RB</b>	Peterson	Peterson	Peterson	Peterson	Peterson	Peterson	Peterson	Peterson	Peterson	Peterson	Peterson	Peterson	Peterson	Peterson	Peterson	Peterson
<b>FB</b>	Tahi	--	--	--	--	Tahi	Tahi	Tahi	Tahi	Tahi	--	--	Tahi	Tahi	--	--
<b>WR</b>	--	Lewis	--	--	--	--	--	--	--	Rice	--	--	Lewis	--	--	--
<b>TE</b>	--	--	--	--	--	--	--	--	--	--	Kleinsasser	--	--	Kleinsasser	Kleinsasser	Kleinsasser

## VIKINGS DEFENSE

	1	2	3	4	5	6	7	8	9	10	11	12	13	14	15	16
<b>LE</b>	Edwards	Edwards	Edwards	Edwards	Edwards	Edwards	Edwards	Edwards	Edwards	Edwards	Edwards	Edwards	Robison	Edwards	Edwards	Edwards
<b>LDT</b>	P. Williams	P. Williams	P. Williams	P. Williams	P. Williams	P. Williams	P. Williams	P. Williams	P. Williams	P. Williams	P. Williams	P. Williams	P. Williams	P. Williams	P. Williams	P. Williams
<b>RDT</b>	K. Williams	K. Williams	K. Williams	K. Williams	K. Williams	K. Williams	K. Williams	K. Williams	K. Williams	K. Williams	K. Williams	K. Williams	K. Williams	K. Williams	K. Williams	K. Williams
<b>RE</b>	J. Allen	J. Allen	J. Allen	J. Allen	J. Allen	J. Allen	J. Allen	J. Allen	J. Allen	J. Allen	J. Allen	J. Allen	J. Allen	J. Allen	J. Allen	J. Allen
<b>SLB</b>	Greenway	Greenway	Greenway	Greenway	Greenway	Greenway	Greenway	Greenway	Greenway	Greenway	Greenway	Greenway	Greenway	Greenway	Greenway	Greenway
<b>MLB</b>	Henderson	Henderson	Henderson	Henderson	Henderson	Henderson	Henderson	Henderson	Henderson	Henderson	Henderson	Henderson	Henderson	Henderson	Henderson	Henderson
<b>WLB</b>	--	--	--	Leber	Leber	Leber	--	--	Leber	Leber	Leber	--	Leber	Leber	Leber	Leber
<b>LCB</b>	Winfield	Winfield	Winfield	Winfield	Winfield	Winfield	Winfield	Winfield	Winfield	Winfield	Winfield	Winfield	Winfield	Winfield	Winfield	Winfield
<b>RCB</b>	A. Allen	A. Allen	C. Griffin	A. Allen	A. Allen	A. Allen	A. Allen	A. Allen	C. Cook	C. Cook	A. Allen	A. Allen	A. Allen	A. Allen	A. Allen	A. Allen
<b>FS</b>	M. Williams	M. Williams	M. Williams	M. Williams	M. Williams	M. Williams	M. Williams	M. Williams	M. Williams	M. Williams	M. Williams	M. Williams	M. Williams	M. Williams	M. Williams	M. Williams
<b>SS</b>	Abdullah	Abdullah	Abdullah	Abdullah	Abdullah	Abdullah	Abdullah	Abdullah	Abdullah	Abdullah	Abdullah	Abdullah	Abdullah	Abdullah	Abdullah	Abdullah
<b>DB</b>	Sheppard	Sheppard	C. Cook	--	--	C. Cook	C. Cook	C. Cook	--	--	--	--	--	--	--	--

## THE LAST TIME... (PLAYOFF PERFORMANCES IN ITALICS)

BY THE VIKINGS	CATEGORY	BY AN OPPONENT
507 yards, vs. Arizona, 11/7/10	<b>400 Yards Total Offense</b>	448 yards, vs. Baltimore, 10/18/09
<i>475 yards, at New Orleans, 1/24/10</i>		518 yards, at N.Y. Giants, 1/14/01
507 yards, vs. Arizona, 11/7/10	<b>500 Yards Total Offense</b>	504 yards, at Cincinnati, 9/18/05
<i>Has never happened</i>		518 yards, at N.Y. Giants, 1/14/01
Brett Favre, 446 yards, vs. Arizona, 11/7/10	<b>300 Yards Passing In A Game</b>	Aaron Rodgers, 301 yards, vs. Green Bay, 11/21/10
<i>Brett Favre, 310 yards, at New Orleans, 1/24/10</i>	<b>By A Player</b>	<i>Donovan McNabb, 300 yards, vs. Philadelphia, 1/4/08</i>
Brett Favre, 446 yards, vs. Arizona, 11/7/10	<b>400 Yards Passing In A Game</b>	Matt Leinart, 405 yards, vs. Arizona, 11/26/06
<i>Jeff George, 424 yards, at St. Louis, 1/16/00</i>	<b>By A Player</b>	<i>Has never happened</i>
Brett Favre, vs. New York Giants, 1/3/10	<b>4 TD Passes In A Game</b>	Aaron Rodgers, vs. Green Bay, 11/21/10
<i>Brett Favre, vs Dallas, 1/17/10</i>	<b>By A Player</b>	<i>Kerry Collins (5), at N.Y. Giants, 1/14/01</i>
Adrian Peterson, 118 yards, at Philadelphia, 12/28/10	<b>100 Yards Rushing In A Game</b>	B. Jacobs, 116 yards/A. Bradshaw 103 yards, vs. NYG, 12/13/10
<i>Adrian Peterson, 122 yards, at New Orleans, 1/24/10</i>	<b>By A Player</b>	<i>Terry Kirby, 120 yards, at San Francisco, 1/3/98</i>
Adrian Peterson, 296 yards, vs. San Diego, 11/4/07	<b>200 Yards Rushing In A Game</b>	Walter Payton, 275 yards, at Chicago, 11/20/77
<i>Has never happened</i>	<b>By A Player</b>	<i>Has never happened</i>
Adrian Peterson, vs. Buffalo, 12/5/10	<b>3 TDs Rushing In A Game</b>	Steven Jackson, vs. St. Louis, 12/31/06
<i>Adrian Peterson, at New Orleans, 1/24/10</i>	<b>By A Player</b>	<i>Has never happened</i>
Percy Harvin, 100 yards, at Philadelphia, 12/28/10	<b>100 Yards Receiving In A Game</b>	Greg Jennings, 152 yards, vs. Green Bay, 11/21/10
<i>Bernard Berrian, 102 yards, at New Orleans, 1/24/10</i>	<b>By A Player</b>	<i>Ike Hilliard, 155 yards, at N.Y. Giants, 1/14/01</i>
Sidney Rice, 201 yards, vs. Baltimore, 10/18/09	<b>200 Yards Receiving In A Game</b>	Steve Smith, 201 yards, at Carolina, 10/30/05
<i>Anthony Carter, 227 yards, at S.F., 1/9/88</i>	<b>By A Player</b>	<i>Has never happened</i>
Marcus Robinson (15, 15, 2), vs. Cleveland, 11/27/05	<b>3 TD Catches In A Game</b>	Greg Jennings, vs. Green Bay, 11/21/10
<i>Sidney Rice, (47, 16, 45), vs. Dallas, 1/17/10</i>	<b>By A Player</b>	<i>Has never happened</i>
Adrian Peterson, vs. Buffalo, 12/5/10 (3 rushing)	<b>3 TD In A Game By A Player</b>	Greg Jennings, vs. Green Bay, 11/21/10 (3 receiving)
<i>Adrian Peterson, at New Orleans, 1/24/10 (3 rushing)</i>		<i>Mario Bates, vs. Arizona, 1/10/99 (3 rushing)</i>
Ahmad Rashad, vs. San Francisco, 9/2/79 (4 receiving)	<b>4 TD In A Game By A Player</b>	Steven Jackson, vs. St. Louis, 12/31/06 (3 rushing, 1 rec.)
<i>Has never happened</i>		<i>Has never happened</i>
Darren Sharper, at N.Y. Giants, 11/13/05	<b>3 INTs In A Game By A Player</b>	Deltha O'Neal, at Cincinnati, 9/18/05
<i>Has never happened</i>		<i>Has never happened</i>
Bernard Berrian, 82 yards, at Arizona, 12/14/08	<b>Punt Returned For A TD</b>	Devin Hester, 64 yards, vs. Chicago, 12/20/10
<i>Anthony Carter, 84 yards, at New Orleans, 1/3/88</i>		<i>Golden Richards, 63 yards, at Dallas, 12/30/73</i>
Percy Harvin, 95 yards, vs. Dallas, 10/17/10	<b>Kickoff Returned For A TD</b>	LaRod Stephens-Howling, 96 yards, vs. Arizona, 11/7/10
<i>Has never happened</i>		<i>Tony Horne, 95 yards, at St. Louis, 1/16/00</i>
Jared Allen, 36 yards, at Detroit, 1/2/11	<b>INT Returned For A TD</b>	Drayton Florence, 41 yards, vs. Buffalo, 12/5/10
<i>Reggie Rutland, 27 yards, at San Francisco, 1/9/88</i>		<i>Asante Samuel, 44 yards, vs. Philadelphia, 1/4/08</i>
Antoine Winfield, 45 yards, at Philadelphia, 12/28/10	<b>Fumble Returned For A TD</b>	Michael Adams, 30 yards, vs. Arizona, 11/7/10
<i>Nate Wright, 20 yards, vs. St. Louis, 12/21/74</i>		<i>Kevin Miniefield, 48 yards, vs. Chicago, 1/1/95</i>
Jim Kleinsasser, vs. Chicago, 1/1/06	<b>Punt Blocked</b>	Craig Steltz, at Chicago, 10/19/08
<i>Scott Studwell, at L.A. Rams, 12/31/78</i>		<i>Spencer Tillman, at San Francisco, 1/6/90</i>
Issiac Holt, recovered in end zone, vs. San Francisco, 10/12/86	<b>Punt Blocked For TD</b>	Garrett Wolfe, 17 yds, at Chicago, 10/19/08
<i>(Blocked by Gerald Robinson)</i>		<i>(Blocked by Craig Steltz)</i>
Terry Brown, recovered in end zone, vs. Pittsburgh 1/12/75		<i>Doug Rogers recovered blocked kick in end zone, vs. Atlanta, 1/9/83 (Blocked by Paul Davis)</i>
<i>(Blocked by Matt Blair)</i>		
Mike Merrweather, vs. L.A. Rams, 11/5/89	<b>Punt Blocked For Safety</b>	Kevin Miniefield, vs. Chicago, 10/28/96
<i>Has never happened</i>		<i>Has never happened</i>
Aaron Rodgers sacked in end zone by Jared Allen, vs. Green Bay, 10/5/09	<b>Safety Scored</b>	Chris Kluwe out of bounds, at Jacksonville, 11/23/08
<i>Ron Jaworski tackled in end zone by Doug Martin and Matt Blair, at Philadelphia, 1/3/81</i>		<i>Fran Tarkenton tackled in end zone, vs. Pittsburgh, 1/12/75</i>
Pat Williams, at Chicago, 10/19/08	<b>Field Goal Blocked</b>	Ray McDonald, vs. San Francisco, 9/27/09
<i>Matt Blair, at Philadelphia, 1/3/81</i>		<i>at Green Bay, 1/9/05</i>
Antoine Winfield, 59 yards, at New Orleans, 10/6/08	<b>Blocked FG Returned For A TD</b>	Nate Clements, 59 yards, vs. San Francisco, 9/27/09
<i>Bobby Bryant, 90 yards, vs. L.A. Rams, 12/26/76</i>		<i>Has never happened</i>
Ryan Longwell (blocked), at New Orleans, 9/9/10	<b>PAT Missed (1 pt.)</b>	Jason Hanson (kick aborted), at Detroit, 12/19/04
<i>Chuck Nelson, at San Francisco, 1/1/89</i>		<i>Mike Cofer, at San Francisco, 1/6/90</i>
Ray Edwards, at Carolina, 12/20/09	<b>PAT Blocked</b>	Remi Ayodele, at New Orleans, 9/9/10
<i>Carl Eller, at Dallas, 1/1/78</i>		<i>Has never happened</i>
Minnesota 50, Jacksonville 10, 12/20/98	<b>50 Points Scored In A Game</b>	San Francisco 51, Minnesota 7, 12/8/84
<i>Has never happened</i>		<i>Has never happened</i>
Minnesota 44, New York Giants 7, vs. New York, 1/3/10	<b>40 Points Scored In A Game</b>	Chicago 40, Minnesota 14, vs. Chicago, 12/20/10
<i>Minnesota 41, Arizona 21, 1/10/99</i>		<i>N.Y. Giants 41, Minnesota 0, 1/14/01</i>
Minnesota 13, Detroit 0, 12/5/93	<b>Shutout Scored</b>	Green Bay 34, Minnesota 0, 11/11/07
<i>Has never happened</i>		<i>N.Y. Giants 41, Minnesota 0, 1/14/01</i>
Minnesota 27, Arizona 24, 11/7/10	<b>Overtime Victory</b>	Chicago 36, Minnesota 30, 12/28/09
<i>Has never happened</i>		<i>New Orleans 31, Minnesota 28, 1/24/10</i>
Tarvaris Jackson pass to Percy Harvin, at New England, 10/31/10	<b>Two-Point Conversion</b>	Dominic Rhodes run, vs. Indianapolis, 9/14/08
<i>Leroy Hoard run, at St. Louis, 1/16/00</i>		<i>Has never happened</i>

# 2010 FINAL NFL STANDINGS

## AMERICAN FOOTBALL CONFERENCE

Team	East				
	W	L	T	Pct.	PF PA
*-New England	14	2	0	0.875	518 313
y-N.Y. Jets	11	5	0	0.688	367 304
Miami	7	9	0	0.438	273 333
Buffalo	4	12	0	0.25	283 425

Team	North				
	W	L	T	Pct.	PF PA
z-Pittsburgh	12	4	0	0.75	375 232
y-Baltimore	12	4	0	0.75	357 270
Cleveland	5	11	0	0.313	271 332
Cincinnati	4	12	0	0.25	322 395

Team	South				
	W	L	T	Pct.	PF PA
z-Indianapolis	10	6	0	0.625	435 388
Jacksonville	8	8	0	0.5	353 419
Houston	6	10	0	0.375	390 427
Tennessee	6	10	0	0.375	356 339

Team	West				
	W	L	T	Pct.	PF PA
z-Kansas City	10	6	0	0.625	366 326
San Diego	9	7	0	0.563	441 322
Oakland	8	8	0	0.5	410 371
Denver	4	12	0	0.25	344 471

x-Clinched Playoff  
 y-Clinched Wild Card  
 z-Clinched Division  
 \*-Clinched Division and Homefield Advantage

## NATIONAL FOOTBALL CONFERENCE

Team	East				
	W	L	T	Pct.	PF PA
z-Philadelphia	10	6	0	0.625	439 377
N.Y. Giants	10	6	0	0.625	394 347
Dallas	6	10	0	0.375	394 436
Washington	6	10	0	0.375	302 377

Team	North				
	W	L	T	Pct.	PF PA
z-Chicago	11	5	0	0.688	334 286
y-Green Bay	10	6	0	0.625	388 240
Detroit	6	10	0	0.375	362 369
Minnesota	6	10	0	0.375	281 348

Team	South				
	W	L	T	Pct.	PF PA
*-Atlanta	13	3	0	0.813	414 288
y-New Orleans	11	5	0	0.688	384 307
Tampa Bay	10	6	0	0.625	341 318
Carolina	2	14	0	0.125	196 408

Team	West				
	W	L	T	Pct.	PF PA
z-Seattle	7	9	0	0.438	310 407
St. Louis	7	9	0	0.438	289 328
San Francisco	6	10	0	0.375	305 346
Arizona	5	11	0	0.313	289 434

## 2010 NFL POSTSEASON

home team in CAPS

### AFC Wild Card Playoffs

N.Y. Jets 17, INDIANAPOLIS 16  
 Baltimore 20, KANSAS CITY 7

### AFC Divisional Playoffs

PITTSBURGH 31, Baltimore 24  
 N.Y. Jets 28, NEW ENGLAND 21

### AFC Championship Game

PITTSBURGH 24, N.Y. Jets 19

### NFC Wild Card Playoffs

SEATTLE 41, New Orleans 36  
 Green Bay 21, PHILADELPHIA 16

### NFC Divisional Playoffs

Green Bay 48, ATLANTA 21  
 CHICAGO 35, Seattle 24

### NFC Championship Game

Green Bay 21, CHICAGO 14

### Super Bowl XLV at Cowboys Stadium, Arlington, TX

Green Bay 31, Pittsburgh 25

### AFC-NFC Pro Bowl at Aloha Stadium, Honolulu, HI

AFC 41, NFC 55



KICKOFF  
 EXECUTIVES  
 STAFF  
 COACHES  
 PLAYERS  
 ROOKIES  
 2010 SEASON  
 RECORDS  
 PLAYOFF RECORDS  
 HISTORY  
 EXTRA POINTS

## NFL TEAMS OF THE DECADES

**\*\*All-Decade Teams chosen by the Pro Football Hall of Fame\*\***

### 1970s ALL-DECADE TEAM

#### OFFENSE

WR - Harold Carmichael  
WR - Drew Pearson  
WR - Lynn Swann  
WR - Paul Warfield  
TE - Dave Casper  
TE - Charlie Sanders  
T - Dan Dierdorf  
T - Art Shell  
T - Rayfield Wright

#### T-RON YARY

G - Joe DeLamielleure  
G - John Hannah  
G - Larry Little  
G - Gene Upshaw  
C - Jim Langer  
C - Mike Webster  
QB - Terry Bradshaw  
QB - Ken Stabler  
QB - Roger Staubach  
RB - Earl Campbell  
RB - Franco Harris  
RB - Walter Payton  
RB - O.J. Simpson

K - Garo Yepremian  
K - Jim Bakken

#### DEFENSE

##### DE - CARL ELLER

DE - L.C. Greenwood  
DE - Harvey Martin  
DE - Jack Youngblood  
DT - Joe Greene  
DT - Bob Lilly  
DT - Merlin Olsen

##### DT - ALAN PAGE

LB - Bobby Bell  
LB - Robert Brazile  
LB - Dick Butkus  
LB - Jack Ham  
LB - Ted Hendricks  
LB - Jack Lambert  
CB - Willie Brown  
CB - Jimmy Johnson  
CB - Roger Wehrli  
CB - Louis Wright  
S - Dick Anderson  
S - Cliff Harris  
S - Ken Houston  
S - Larry Wilson

#### SPECIALISTS

P - Ray Guy

### 1980s ALL-DECADE TEAM

#### OFFENSE

WR - Jerry Rice  
WR - Steve Largent  
WR - James Lofton  
WR - Art Monk  
TE - Kellen Winslow  
TE - Ozzie Newsome  
T - Anthony Munoz  
T - Jim Covert

#### T - GARY ZIMMERMAN

T - Joe Jacoby  
G - John Hannah  
G - Russ Grimm  
G - Bill Fralic  
G - Mike Munchak  
C - Dwight Stephenson  
C - Mike Webster  
QB - Joe Montana  
QB - Dan Fouts  
RB - Walter Payton  
RB - Eric Dickerson  
RB - Roger Craig  
RB - John Riggins

#### DEFENSE

DE - Reggie White  
DE - Howie Long  
DE - Lee Roy Selmon  
DE - Bruce Smith  
DT - Randy White  
DT - Dan Hampton  
DT - Dave Butz

#### DT - KEITH MILLARD

LB - Mike Singletary  
LB - Lawrence Taylor  
LB - Ted Hendricks  
LB - Jack Lambert  
LB - Andre Tippett  
LB - John Anderson  
LB - Carl Banks  
CB - Mike Haynes  
CB - Mel Blount  
CB - Frank Minnifield  
CB - Lester Hayes  
S - Ronnie Lott  
S - Kenny Easley  
S - Deron Cherry

#### S - JOEY BROWNER

S - Nolan Cromwell

#### SPECIALISTS

P - Sean Landeta  
P - Reggie Roby  
K - Morten Andersen  
K - Gary Anderson  
K - Eddie Murray  
PR - Billy Johnson  
PR - John Taylor  
KR - Mike Nelms  
KR - Rick Upchurch

### 1990s ALL-DECADE TEAM

#### OFFENSE

WR - CRIS CARTER  
WR - Jerry Rice  
WR - Tim Brown  
WR - Michael Irvin  
TE - Shannon Sharpe  
TE - Ben Coates  
T - William Roaf

#### T - GARY ZIMMERMAN

T - Tony Boselli  
T - Richmond Webb  
G - Bruce Matthews  
G - RANDALL McDANIEL  
G - Larry Allen  
G - Steve Wisniewski  
C - Dermontti Dawson  
C - Mark Stepnoski

QB - John Elway  
QB - Brett Favre  
RB - Barry Sanders  
RB - Emmitt Smith  
RB - Terrell Davis  
RB - Thurman Thomas

#### DEFENSE

DE - Bruce Smith  
DE - Reggie White  
DE - CHRIS DOLEMAN  
DE - Neil Smith  
DT - Cortez Kennedy

#### DT - JOHN RANDLE

DT - Warren Sapp  
DT - Bryant Young  
LB - Kevin Greene  
LB - Junior Seau  
LB - Derrick Thomas  
LB - Cornelius Bennett  
LB - Hardy Nickerson  
LB - Levon Kirkland  
CB - Deion Sanders  
CB - Rod Woodson  
CB - Darrell Green  
CB - Aeneas Williams  
S - Steve Atwater  
S - LeRoy Butler  
S - Carnell Lake  
S - Ronnie Lott

#### SPECIALISTS

P - Darren Bennett  
P - Sean Landeta  
K - Morten Andersen  
K - GARY ANDERSON  
PR - Deion Sanders  
PR - Mel Gray  
KR - Michael Bates  
KR - Mel Gray

### 2000s ALL-DECADE TEAM

#### OFFENSE

WR - RANDY MOSS  
WR - Marvin Harrison  
WR - Torry Holt  
WR - Terrell Owens  
TE - Tony Gonzalez  
TE - Antonio Gates  
T - Walter Jones  
T - Jonathan Ogden  
T - Orlando Pace  
T - Willie Roaf

#### G - STEVE HUTCHINSON

G - Larry Allen  
G - Will Shields  
C - Kevin Mawae  
C - Olin Kreutz  
QB - Tom Brady  
QB - Peyton Manning  
RB - LaDainian Tomlinson  
RB - Edgerin James  
RB - Shaun Alexander  
RB - Jamal Lewis  
FB - Lorenzo Neal

#### DEFENSE

DE - Dwight Freeney  
DE - Michael Strahan  
DE - Julius Peppers  
DE - Jason Taylor  
DT - Warren Sapp  
DT - Richard Seymour  
DT - La'Roi Glover

#### DT - KEVIN WILLIAMS

LB - Derrick Brooks  
LB - Ray Lewis  
LB - Brian Urlacher  
LB - Joey Porter  
LB - Zach Thomas  
LB - DeMarcus Ware  
CB - Champ Bailey  
CB - Charles Woodson  
CB - Ronde Barber  
CB - Ty Law

S - Ed Reed  
S - Brian Dawkins  
S - Troy Polamalu

#### S - DAREN SHARPER

#### SPECIALISTS

P - Shane Lechler  
P - Brian Moorman  
K - Adam Vinatieri  
K - David Akers  
PR - Dante Hall  
PR - Devin Hester  
KR - Josh Cribbs  
KR - Dante Hall



**RECORDS**

# ATTENDANCE RECORDS

## TOTAL ATTENDANCE

Year	Home	Average	Away	Pre-Season	Post-Season	Total
1961	242,102 (7)	34,586	271,056 (7)	82,683 (5)	---	595,841
1962	226,535 (7)	32,362	267,674 (7)	103,588 (5)	---	597,797
1963	230,843 (7)	32,978	303,946 (7)	140,321 (5)	---	675,110
1964	274,026 (7)	39,147	341,973 (7)	110,438 (5)	---	726,437
1965	321,119 (7)	45,874	352,378 (7)	158,541 (5)	---	832,030
1966	315,837 (7)	45,120	331,515 (7)	241,728 (5)	---	889,080
1967	304,901 (7)	43,557	331,903 (7)	224,182 (5)	---	860,986
1968	328,072 (7)	46,867	359,484 (7)	155,591 (5)	83,199	926,346
1969	342,570 (7)	48,939	397,616 (7)	225,513 (6)	176,362	1,142,061
1970	335,300 (7)	47,900	360,221 (7)	285,659 (6)	46,050	1,027,230
1971	344,720 (7)	49,246	431,452 (7)	266,156 (6)	49,100	1,091,428
1972	344,720 (7)	49,245	407,582 (7)	281,687 (5)	---	1,033,989
1973	337,637 (7)	48,234	406,216 (7)	265,436 (5)	174,823	1,184,112
1974	337,523 (7)	48,217	436,717 (7)	227,435 (5)	173,027	1,174,702
1975	339,089 (7)	48,441	443,906 (7)	263,206 (6)	46,425	1,092,626
1976	325,745 (7)	46,535	404,705 (7)	259,551 (6)	197,850	1,187,851
1977	323,571 (7)	46,224	421,116 (7)	278,422 (6)	124,506	1,147,615
1978	353,497 (8)	44,187	472,664 (8)	178,682 (4)	69,631	1,074,474
1979	359,781 (8)	44,973	464,373 (8)	195,286 (4)	---	1,019,440
1980	367,259 (8)	45,907	428,831 (8)	168,436 (4)	68,434	1,032,960
1981	361,200 (8)	45,150	479,160 (8)	192,876 (4)	---	1,033,236
1982	285,824 (5)	57,165	241,213 (4)	264,271 (5)	115,153	906,461
1983	466,264 (8)	58,283	468,406 (8)	202,745 (4)	---	1,137,415
1984	444,399 (8)	55,534	456,682 (8)	193,303 (4)	---	1,094,384
1985	453,701 (8)	56,713	394,985 (8)	223,951 (4)	---	1,072,637
1986	463,555 (8)	57,944	396,168 (8)	221,757 (4)	---	1,081,480
1987	403,095 (8)	50,387	306,445 (7)	225,608 (4)	185,886	1,121,034
1988	463,181 (8)	57,898	462,499 (8)	177,631 (4)	119,514	1,222,825
1989	463,496 (8)	57,936	493,423 (8)	208,695 (4)	64,585	1,230,199
1990	452,064 (8)	56,508	506,596 (8)	200,023 (4)	---	1,158,683
1991	410,942 (8)	51,368	436,581 (8)	206,195 (4)	---	1,053,718
1992	453,214 (8)	56,652	454,059 (8)	186,365 (4)	57,353	1,150,991
1993	458,424 (8)	57,303	440,870 (8)	284,074 (5)	75,089	1,258,457
1994	474,744 (8)	59,343	506,678 (8)	247,114 (5)	60,347	1,288,883
1995	451,800 (8)	56,475	462,368 (8)	188,830 (4)	---	1,102,998
1996	449,940 (8)	56,243	404,460 (8)	161,990 (4)	64,682	1,081,072
1997	464,834 (8)	58,104	513,269 (8)	172,755 (5)	142,728	1,351,690
1998	510,741 (8)	63,843	491,291 (8)	241,802 (4)	127,820	1,371,654
1999	513,051 (8)	64,131	570,672 (8)	275,001 (4)	130,250	1,488,974
2000	513,322 (8)	64,165	515,910 (8)	222,150 (4)	143,191	1,394,573
2001	513,344 (8)	64,186	532,346 (8)	234,482 (4)	---	1,280,172
2002	512,517 (8)	64,065	533,211 (8)	230,466 (4)	---	1,276,194
2003	513,437 (8)	64,180	503,860 (8)	239,888 (4)	---	1,257,185
2004	512,969 (8)	64,121	532,986 (8)	248,439 (4)	138,799	1,433,193
2005	511,960 (8)	64,031	511,828 (8)	267,980 (4)	---	1,291,768
2006	509,743 (8)	63,718	565,622 (8)	244,647 (4)	---	1,320,012
2007	506,046 (8)	63,256	559,085 (8)	268,178 (4)	---	1,333,309
2008	506,136 (8)	63,267	517,640 (8)	256,001 (4)	61,746	1,341,523
2009	510,203 (8)	63,775	523,920 (8)	260,791 (4)	134,823	1,429,737
2010	470,009 (8)	58,751	559,788 (8)	237,411 (4)	---	1,267,208
<b>Total</b>	<b>20,379,002 (380)</b>	<b>53,629</b>	<b>21,977,349 (378)</b>	<b>10,897,960 (227)</b>	<b>2,831,373</b>	<b>56,085,684</b>

## LARGEST CROWDS

### HOME

#### Regular Season

- 64,482 vs. Green Bay, 11/2/03
- 64,471 vs. Green Bay, 11/22/98
- 64,381 vs. Denver, 10/19/03

#### Postseason

- 64,060 vs. Atlanta, 1/17/99
- 64,056 vs. Dallas, 1/9/00

#### Preseason

- 63,845 vs. Tennessee, 8/23/02
- 63,804 vs. Indianapolis, 8/24/01

### AWAY

#### Regular Season

- 90,608 vs. Washington, 9/11/06
- 83,602 vs. Washington, 11/28/10

#### Postseason

- 103,438 vs. Oakland (Super Bowl XI in Pasadena), 1/9/77

#### Preseason

- 84,236 vs. Atlanta (at Cleveland), 9/2/67

## SMALLEST CROWDS

### HOME

#### Regular Season

- 13,911 vs. Green Bay, 10/4/87 (Metrodome)
- 26,728 vs. LA Rams, 11/25/62 (Metropolitan Stadium)

#### Postseason

- 44,626 vs. St. Louis, 12/21/74 (Metropolitan Stadium)
- 57,353 vs. Washington, 1/2/93 (Metrodome)

#### Preseason

- 27,982 vs. LA Rams, 9/10/61 (Metropolitan Stadium)
- 34,367 vs. San Diego, 8/3/96 (Metrodome)

### AWAY

#### Regular Season

- 12,992 vs. Dallas 9/24/61
- 14,167 vs. Atlanta, 12/15/85

#### Postseason

- 22,961 vs. Dallas (at Miami), 1/5/69
- 54,593 vs. Washington, 1/15/83

#### Preseason

- 4,954 vs. Dallas (at Sioux Falls), 8/5/61



# VIKINGS ALL-TIME LEADERS

## RUSHING

Player	Yards	Att.	Avg.	Long	TD
1. Smith, Robert (1993-00)	6,818	1,411	4.8	78t	32
2. Foreman, Chuck (1973-79)	5,879	1,529	3.8	51	52
3. Peterson, Adrian (2007-10)	5,782	1,198	4.8	80t	52
4. Brown, Bill (1962-74)	5,757	1,627	3.5	48	52
5. Brown, Ted (1979-86)	4,546	1,117	4.1	60	40
6. Osborn, Dave (1965-75)	4,320	1,172	3.7	73	29
7. Nelson, Darrin (1982-89, '91-92)	4,231	981	4.3	72	18
8. Mason, Tommy (1961-66)	3,252	761	4.3	71	28
9. Bennett, Michael (2001-05)	3,174	713	4.5	85t	12
10. Taylor, Chester (2006-09)	2,797	655	4.3	95t	18

## RECEIVING

Player	No.	Yards	Avg.	Long	TD
1. Carter, Cris (1990-01)	1,004	12,383	12.3	78t	110
2. Moss, Randy (1998-04, '10)	587	9,316	15.9	82t	92
3. Jordan, Steve (1982-94)	498	6,307	12.7	68t	29
4. Carter, Anthony (1985-93)	478	7,635	16.0	73t	52
5. Reed, Jake (1991-99, '01)	413	6,433	15.6	82t	33
6. Rashad, Ahmad (1976-82)	400	5,489	13.7	76t	34
7. White, Sammy (1976-86)	393	6,400	16.3	69t	50
8. Brown, Ted (1979-86)	339	2,850	8.4	67t	13
9. Foreman, Chuck (1973-79)	336	3,057	9.1	66t	23
10. Young, Rickey (1978-83)	292	2,255	7.6	48	14

## RUSHING-RECEIVING YARDS

Player	Rushing	Receiving	Total
1. Carter, Cris (1990-01)	24	12,383	12,407
2. Moss, Randy (1998-04, '10)	159	9,316	9,475
3. Foreman, Chuck (1973-79)	5,879	3,057	8,936
4. Brown, Bill (1962-74)	5,757	3,177	8,934
5. Smith, Robert (1993-00)	6,818	1,292	8,110

## PASSER RATING (MINIMUM 1,500 ATTEMPTS)

Player	Att.	Cmp.	Pct.	Yards	TD	Int	Lg	Rtg
1. Culpepper, Daunte (1999-05)	2,607	1,678	64.4	20,162	135	86	82t	91.5
2. Johnson, Brad (1992-98, 05-06)	1,670	1,036	62.0	11,098	65	48	82t	82.5
3. Tarkenton, Fran (1961-66, 72-78)	4,569	2,635	57.7	33,098	239	194	89t	80.1

## SCORING

Player	TD	2 pt.	PAT	FG	Total
1. Cox, Fred (1963-77)	-	-	519	282	1,365
2. Carter, Cris (1990-01)	110	5	-	-	670
3. Reveiz, Fuad (1990-95)	-	-	199	133	598
4. Moss, Randy (1998-04, '10)	93	3	-	-	564
5. Anderson, Gary (1998-02)	-	-	215	109	542
6. Longwell, Ryan (2006-10)	-	-	190	113	529
7. Brown, Bill (1962-74)	76	-	-	-	456
8. Foreman, Chuck (1973-79)	75	-	-	-	450
9. Danmeier, Rick (1978-83)	-	-	154	70	364
10. Carter, Anthony (1985-93)	54	-	-	-	324
10t. Peterson, Adrian (2007-10)	54	-	-	-	325

## FIELD GOAL PCT. (MINIMUM 100 MADE)

Player	Att.	Made	Pct.	Long
1. Longwell, Ryan (2006-10)	129	113	87.6	55
2. Anderson, Gary (1998-02)	129	109	84.5	53
3. Reveiz, Fuad (1990-95)	171	133	77.8	52

## PUNTING AVERAGE (MINIMUM 200)

Player	No.	Avg.	Long	Blk.
1. Kluge, Chris (2005-10)	474	44.2	70	1
2. Newsome, Harry (1990-93)	308	43.8	84	2
3. Berger, Mitch (1996-01)	386	43.5	75	2

BOLD - Active in 2010

## INTERCEPTIONS

Player	No.	Yards	Avg.	Long	TD
1. Krause, Paul (1968-79)	53	852	16.1	81	2
2. Bryant, Bobby (1967-80)	51	749	14.7	46t	3
3. Sharockman, Ed (1962-72)	40	804	20.1	47t	3
4. Browner, Joey (1983-91)	37	465	12.6	45	3
5. Wright, Nate (1971-80)	31	272	8.8	44	0
6. Lee, Carl (1983-93)	29	350	12.1	58t	2
7. Turner, John (1979-83, 85, 87)	22	227	10.3	36	1
Thomas, Orlando (1995-01)	22	225	10.2	45t	2
9. McMillian, Audray (1989-93)	19	227	11.9	51t	3
Kassulke, Karl (1963-72)	19	187	9.8	27	0

## SACKS

Player	No.	Yards
1. Eller, Carl (1964-78)	130.0	1,030
2. Marshall, Jim (1961-79)	127.0	1,015
3. Randle, John (1990-00)	114.0	722
4. Page, Alan (1967-78)	108.0	797
5. Doleman, Chris (1985-93, 99)	96.5	729

## TACKLES (SPECIAL TEAMS AND DEFENSE)

Player	Solo	Asst.	Total
1. Studwell, Scott (1977-90)	1,308	673	1,981
2. Blair, Matt (1974-85)	986	466	1,452
3. Siemon, Jeff (1972-82)	1,008	374	1,382
4. Page, Alan (1967-78)	868	252	1,120
5. Browner, Joey (1983-91)	743	355	1,098

## PUNT RETURNS (MINIMUM 50 RETURNS)

Player	No.	Yards	Avg.	Long	TD
1. Moore, Mewelde (2004-07)	74	768	10.4	71t	2
2. Palmer, David (1994-00)	162	1,610	9.9	74t	2
3. Lewis, Leo (1981-91)	194	1,812	9.3	78t	1
4. Payton, Eddie (1980-82)	94	733	7.8	35	0
5. West, Charlie (1968-73)	123	820	6.7	98t	1

## KICKOFF RETURNS (MINIMUM 75 RETURNS)

Player	No.	Yards	Avg.	Long	TD
1. Harvin, Percy (2009-10)	82	2,089	25.5	101t	3
2. West, Charlie (1968-73)	78	1,991	25.5	82	0
3. Jones, Clinton (1967-72)	89	2,209	24.8	96t	1
4. Nelson, Darrin (1982-89, 91-92)	159	3,619	22.8	50	0
5. Payton, Eddie (1980-82)	104	2,353	22.6	99t	1
6. Palmer, David (1994-00)	145	3,274	22.6	88t	1

## COMBINED YARDAGE

Player	Total	Rush	Rec.	Int.	Punt	Kick	Fum.
1. Carter, Cris (1990-01)	12,410	24	12,383	-	-	-	3
2. Nelson, Darrin (1982-89, 91-92)	10,365	4,231	2,202	-	313	3,619	-
3. Moss, Randy (1998-04, '10)	9,670	159	9,316	-	162	33	-
4. Brown, Bill (1962-74)	9,237	5,757	3,177	-	0	303	-
5. Foreman, Chuck (1973-79)	8,970	5,879	3,057	-	0	34	-

## RUSHING

Year	Player	Att.	Yards	Avg.	Lg.	TD	NFL/NFC
1961	McElhenny, Hugh	120	570	4.8	41	3	15
1962	Mason, Tommy	167	740	4.4	71	2	10
1963	Mason, Tommy	166	763	4.6	70t	7	5
1964	Brown, Bill	226	866	3.8	48	7	4
1965	Brown, Bill	160	699	4.5	40	6	6
1966	Brown, Bill	251	829	3.3	33t	6	4
1967	Osborn, Dave	215	972	4.5	73t	2	2
1968	Brown, Bill	222	805	3.6	32	11	8
1969	Osborn, Dave	186	643	3.5	58t	7	10
1970	Osborn, Dave	207	681	3.2	16	5	13T/8
1971	Jones, Clinton	180	675	3.7	73t	4	20/10
1972	Reed, Oscar	151	639	4.2	43	2	26/12
1973	*Foreman, Chuck	182	801	4.4	50t	4	18/9
1974	Foreman, Chuck	199	777	3.9	32	9	11/4
1975	Foreman, Chuck	280	1,070	3.8	31t	13	5/2
1976	Foreman, Chuck	278	1,155	4.1	46	13	6/4
1977	Foreman, Chuck	270	1,112	4.1	51	6	6/3
1978	Foreman, Chuck	237	749	3.2	21	5	22/8
1979	Young, Rickey	188	708	3.8	23t	3	22T/10T
1980	Brown, Ted	219	912	4.2	55t	8	10/7
1981	Brown, Ted	274	1,063	3.9	34	6	15/9
1982	Brown, Ted	120	515	4.3	30	1	19T/9T
1983	Nelson, Darrin	154	642	4.2	56t	1	31/16
1984	*Anderson, Alfred	201	773	3.8	23	2	20/12
1985	Nelson, Darrin	200	893	4.5	37	5	19/11
1986	Nelson, Darrin	191	793	4.2	42	4	16/10
1987	Nelson, Darrin	131	642	4.9	72	2	16/8
1988	Nelson, Darrin	112	380	3.4	27	1	53/23
1989	Walker, Herschel	169	669	4.0	47	5	20/10
1990	Walker, Herschel	184	770	4.2	58t	5	19/9
1991	Walker, Herschel	198	825	4.2	71t	10	11/5
1992	Allen, Terry	266	1,201	4.5	51	13	6/3
1993	Graham, Scottie	118	488	4.1	31	3	34/16
1994	Allen, Terry	255	1,031	4.0	45	8	8/4
1995	Smith, Robert	139	632	4.5	58t	5	30/15
1996	Smith, Robert	162	692	4.3	57	3	24/10
1997	Smith, Robert	232	1,266	5.5	78t	6	7/3
1998	Smith, Robert	249	1,187	4.8	74t	6	11/5
1999	Smith, Robert	221	1,015	4.6	70t	2	14/7
2000	Smith, Robert	295	1,521	5.2	72t	7	2/1
2001	*Bennett, Michael	172	682	4.0	31t	2	27/13
2002	Bennett, Michael	255	1,296	5.1	85t	5	11/3
2003	Williams, Moe	174	745	4.3	61	5	27/14
2004	Smith, Onterio	124	544	4.4	38	2	36/18
2005	Moore, Melweld	155	662	4.3	33	1	29/11
2006	Taylor, Chester	303	1,216	4.0	95t	6	9/5
2007	*Peterson, Adrian	238	1,341	5.6	73t	12	2/1
2008	Peterson, Adrian	363	1,760	4.8	67t	10	1/1
2009	Peterson, Adrian	314	1,383	4.4	64t	18	5/2
2010	Peterson, Adrian	283	1,298	4.6	80t	12	6/2


\*rookie

## PASSING

Year	Player	Att.	Comp.	Pct.	Yds.	TD	Int.	Rtg.	NFL/NFC
1961	*Tarkenton, F.	280	157	56.1	1,997	18	17	74.7	8
1962	Tarkenton, F.	329	163	49.5	2,595	22	25	66.9	12
1963	Tarkenton, F.	297	170	57.2	2,311	15	15	78.0	6
1964	Tarkenton, F.	306	171	55.9	2,506	22	11	91.8	2
1965	Tarkenton, F.	329	171	52.0	2,609	19	11	83.8	6
1966	Tarkenton, F.	358	192	53.6	2,561	17	16	73.8	6
1967	Kapp, J.	214	102	47.7	1,386	8	17	48.2	19
1968	Kapp, J.	248	129	52.1	1,695	10	17	58.8	13
1969	Kapp, J.	237	120	50.6	1,726	19	13	78.5	10
1970	Cuozzo, G.	257	138	49.8	1,720	7	10	64.3	20/10
1971	Cuozzo, G.	168	75	44.6	842	6	8	52.2	25T/14
1972	Tarkenton, F.	378	215	56.9	2,651	18	13	80.2	3/3
1973	Tarkenton, F.	274	169	61.7	2,113	15	7	93.2	2/2
1974	Tarkenton, F.	351	199	56.7	2,598	17	12	82.1	7/4
1975	Tarkenton, F.	425	273	64.2	2,994	25	13	91.8	2/1
1976	Tarkenton, F.	412	255	61.8	2,961	17	8	89.3	6/3
1977	Tarkenton, F.	258	155	60.1	1,734	9	14	69.2	9/3
1978	Tarkenton, F.	572	345	60.3	3,468	25	32	68.9	12/4
1979	Kramer, T.	566	315	55.7	3,397	23	24	69.3	17T/6T
1980	Kramer, T.	522	299	57.3	3,582	19	23	72.2	19/9
1981	Kramer, T.	593	322	54.3	3,912	26	24	72.6	18/10
1982	Kramer, T.	308	176	57.1	2,037	15	12	77.3	13T/8
1983	Dils, S.	444	239	53.8	2,840	11	16	66.8	22/11
1984	Kramer, T.	236	124	52.5	1,678	9	10	70.6	23/12
1985	Kramer, T.	506	277	54.7	3,522	19	26	67.8	21/11
1986	Kramer, T.	372	208	55.9	3,000	24	10	92.6	1/1
1987	Wilson, W.	264	140	53.0	2,106	14	13	76.7	16/8
1988	Wilson, W.	332	204	61.4	2,746	15	9	91.5	3/1
1989	Wilson, W.	342	184	53.8	2,467	9	12	71.1	21/9
1990	Gannon, R.	349	182	52.1	2,278	16	16	68.9	23T/12
1991	Gannon, R.	354	211	59.6	2,166	12	6	81.5	11/6
1992	Gannon, R.	279	159	57.0	1,905	12	13	72.9	18/11
1993	McMahon, J.	331	200	60.4	1,968	9	8	76.3	16/7
1994	Moon, W.	601	371	61.7	4,264	18	19	79.9	13/7
1995	Moon, W.	606	377	62.2	4,228	33	14	91.5	7/6
1996	Johnson, B.	311	195	62.7	2,258	17	10	89.4	3/3
1997	Johnson, B.	452	275	60.8	3,036	20	12	84.5	9/4
1998	Cunningham, R.	425	259	60.9	3,704	34	10	106.0	1/1
1999	George, J.	329	191	58.1	2,816	23	12	94.2	3/3
2000	Culpepper, D.	474	297	62.7	3,937	33	16	98.0	4/3
2001	Culpepper, D.	366	235	64.2	2,612	14	13	83.3	11/6
2002	Culpepper, D.	549	333	60.7	3,853	18	23	75.3	26/11
2003	Culpepper, D.	454	295	65.0	3,479	25	11	96.4	3/1
2004	Culpepper, D.	548	379	69.2	4,717	39	11	110.9	2/1
2005	Johnson, B.	294	184	62.6	1,885	12	4	88.9	11/3
2006	Johnson, B.	439	270	61.5	2,750	9	15	72.0	27/15
2007	Jackson, T.	294	171	58.2	1,911	9	12	70.8	28/13
2008	Frerotte, G.	301	178	59.1	2,157	12	15	73.7	28/14
2009	Favre, B.	531	363	68.4	4,202	33	7	107.2	2/2
2010	Favre, B.	358	217	60.6	2,509	11	19	69.9	29/14



Bill "Boom Boom" Brown is tied with Chuck Foreman and Adrian Peterson for the team record with 52 career rushing TDs. Brown came to the Vikings in a 1962 trade with Chicago.



Joe Kapp led the Vikings to Super Bowl IV against Kansas City.


## RECEIVING

Year	Player	No.	Yds.	Avg.	Long	TD	NFL/NFC
1961	Reichow, Jerry	50	859	17.2	51t	11	12T
1962	Reichow, Jerry	39	561	14.4	41	3	22T
1963	Flatley, Paul	51	867	17.0	62	4	10T
1964	Brown, Bill	48	703	14.6	64	9	11
1965	Flatley, Paul	50	896	17.9	58	7	10T
1966	Flatley, Paul	50	777	15.0	41	3	12T
1967	Osborn, Dave	34	272	8.0	29	1	30T
1968	Washington, Gene	46	756	16.3	61	6	9
1969	Washington, Gene	39	821	21.1	83t	9	29
1970	Washington, Gene	44	702	15.9	49t	4	16T/11T
1971	Grim, Bob	45	691	15.3	55t	7	13T/7
1972	Gilliam, John	47	1,035	22.0	66t	7	10T/5T
1973	Gilliam, John	42	907	21.6	54t	8	19T/8T
1974	Foreman, Chuck	53	586	11.1	66t	6	8/6
1975	Foreman, Chuck	73	691	9.5	33	9	1/1
1976	Foreman, Chuck	55	567	10.3	41t	1	5/2
1977	Rashad, Ahmad	51	681	13.4	48t	2	5T/1
1978	Young, Rickey	88	705	8.0	48	5	1/1
1979	Rashad, Ahmad	80	1,156	14.5	52t	9	2/1
1980	Rashad, Ahmad	69	1,095	15.9	76t	5	5/4
1981	Brown, Ted	83	694	8.4	63	2	3/2
1982	Brown, Ted	31	207	6.7	29	2	32T/17T
1983	Nelson, Darrin	51	618	12.1	68	0	33T/18T
1984	Lewis, Leo	47	830	17.7	56	4	44/23
1985	Jordan, Steve	68	795	11.7	32	0	15/7
1986	Jordan, Steve	58	859	14.8	68t	6	29T/12
1987	Carter, Anthony	38	922	24.3	73t	7	48T/19T
1988	Carter, Anthony	72	1,225	17.0	67t	6	9T/7T
1989	Carter, Anthony	65	1,066	16.4	50	4	17/12
1990	Carter, Anthony	70	1,008	14.4	56t	8	12/6
1991	Carter, Cris	72	962	13.4	50	5	9T/4
1992	Carter, Cris	53	681	12.8	44	6	33T/20
1993	Carter, Cris	86	1,071	12.5	58	9	4T/4T
1994	Carter, Cris	122	1,256	10.3	65t	7	1/1
1995	Carter, Cris	122	1,371	11.2	60t	17	2T/2T
1996	Carter, Cris	96	1,163	12.1	43t	10	5/4
1997	Carter, Cris	89	1,069	12.0	43	13	4/3
1998	Carter, Cris	78	1,011	13.0	54t	12	11T/5
1999	Carter, Cris	90	1,241	13.8	68	13	5T/2
2000	Carter, Cris	96	1,274	13.3	53	9	6/3
2001	Moss, Randy	82	1,233	15.0	73t	10	16/7
2002	Moss, Randy	106	1,347	12.7	60	7	3/1
2003	Moss, Randy	111	1,632	14.7	72	17	2/2
2004	Wiggins, Jermaine	71	705	9.9	39	4	28/14
2005	Wiggins, Jermaine	69	568	8.2	24	1	29T/12T
2006	Taylor, Travis	57	651	11.4	36	3	48T/26T
2007	Wade, Bobby	54	647	12.0	40	3	52T/27T
2008	Wade, Bobby	53	645	12.2	59t	2	56T/24T
2009	Rice, Sidney	83	1,312	15.8	63	8	12T/6T
2010	Harvin, Percy	71	868	12.2	53t	5	21T/12T

## PUNTING

Year	Player	No.	Avg.	Long	Blckd	NFL/NFC
1961	*Mercer, Mike	63	39.0	59	2	12
1962	Mercer, Mike	19	43.5	77	0	12
1963	Cox, Fred	70	38.7	57	0	15
1964	Walden, Bobby	72	46.4	73	0	1
1965	Walden, Bobby	51	42.1	61	0	8
1966	Walden, Bobby	60	41.1	70	0	9
1967	Walden, Bobby	75	41.6	76	0	6
1968	Hill, King	35	41.0	53	0	DNQ
1969	Lee, Bob	67	40.0	56	0	10
1970	McNeill, Tom	61	38.0	64	0	25/12
1971	Lee, Bob	89	39.6	58	0	20/10
1972	Eischeid, Mike	62	42.7	61	1	5T/2T
1973	Eischeid, Mike	66	39.8	57	0	21/12
1974	Eischeid, Mike	73	36.1	50	1	25/12
1975	*Clabo, Neil	73	41.1	62	2	7/4
1976	Clabo, Neil	69	38.8	55	0	19/8
1977	Clabo, Neil	83	39.8	69	0	11/7
1978	Coleman, Greg	51	39.0	59	1	14/7
1979	Coleman, Greg	90	39.5	70	1	20/10
1980	Coleman, Greg	81	38.8	67	0	24/13
1981	Coleman, Greg	88	41.4	73	0	12/7
1982	Coleman, Greg	58	41.1	67	0	13/9
1983	Coleman, Greg	91	41.5	65	0	12T/4T
1984	Coleman, Greg	82	42.4	62	0	7/2
1985	Coleman, Greg	67	42.8	62	0	7/4
1986	Coleman, Greg	67	41.4	69	0	11/7
1987	Coleman, Greg	45	39.7	54	1	19/9
1988	Scribner, Bucky	84	40.3	55	2	15T/8
1989	Scribner, Bucky	72	39.8	55	0	19/9
1990	Newsome, Harry	78	42.3	61	1	7/5
1991	Newsome, Harry	68	45.5	65	0	2/1
1992	Newsome, Harry	72	45.0	84	1	2/1
1993	Newsome, Harry	90	42.9	64	0	12T/6T
1994	Saxon, Mike	77	42.9	67	0	7T/5
1995	Saxon, Mike	72	40.9	60	0	23T/11T
1996	Berger, Mitch	88	41.1	63	2	26/13
1997	Berger, Mitch	73	42.9	65	0	13T/5T
1998	Berger, Mitch	55	44.7	67	0	7T/3
1999	Berger, Mitch	61	45.4	75	0	2/1
2000	Berger, Mitch	62	44.7	60	0	4T/1
2001	Berger, Mitch	47	43.5	67	0	7T/2T
2002	Richardson, Kyle	62	39.9	59	1	28T/14
2003	*Johnson, Eddie	56	39.1	55	1	27/14
2004	Bennett, Darren	57	39.3	61	0	29/15
2005	*Kluwe, Chris	71	44.1	62	0	6/2
2006	Kluwe, Chris	93	42.3	68	0	25/14
2007	Kluwe, Chris	81	44.7	70	0	8/4
2008	Kluwe, Chris	73	47.6	62	1	4/3
2009	Kluwe, Chris	73	43.9	60	0	15/7
2010	Kluwe, Chris	83	43.0	59	0	21/11


\*rookie



Jerry Reichow's team-record 11 TD catches in a season stood from 1961 until Cris Carter broke it in 1995.



Greg Coleman led the Vikings in punting from 1978-87 and still holds several career punting records.



Gene Washington led the Vikings in receiving from 1968-70

## SCORING

Year	Player	TD	PAT	FG	Tot.	NFL/NFC
1961	Reichow, Jerry	11	-	-	66	16T
1962	Christopherson, Jim	-	28	11	61	20
1963	Cox, Fred	-	39	12	75	10
1964	Cox, Fred	-	40	21	103	6
1965	Cox, Fred	-	44	23	113	3
1966	Cox, Fred	-	34	18	88	11
1967	Cox, Fred	-	26	17	77	8
1968	Cox, Fred	-	31	19	88	6
1969	Cox, Fred	-	43	26	121	1
1970	Cox, Fred	-	35	30	125	1/1
1971	Cox, Fred	-	25	22	91	8T/4T
1972	Cox, Fred	-	34	21	97	9T/5T
1973	Cox, Fred	-	33	21	96	12/8
1974	Foreman, Chuck	15	-	-	90	4T/3
1975	Foreman, Chuck	22	-	-	132	2/1
1976	Cox, Fred	-	32	19	89	5/3
1977	Foreman, Chuck	9	-	-	54	24T/9T
	White, Sammy	9	-	-	54	24T/9T
1978	Danmeier, Rick	-	36	12	72	19T/7T
1979	Danmeier, Rick	-	28	13	67	30/12
1980	Danmeier, Rick	-	33	16	81	16T/7T
1981	Danmeier, Rick	-	34	21	97	15/8
1982	Danmeier, Rick	-	23	8	47	26/15
1983	Ricardo, Benny	-	33	25	108	13/9
1984	Stenerud, Jan	-	30	20	90	24/12
1985	Stenerud, Jan	-	41	15	86	25/14
1986	Nelson, Chuck	-	44	22	110	4/3
1987	Nelson, Chuck	-	36	13	75	20T/10
1988	Nelson, Chuck	-	48	20	108	9T/4T
1989	Karlis, Rich	-	27	31	120	3T/3T
1990	Igwebuike, Donald	-	19	14	61	39/21
1991	Reveziz, Fuad	-	34	17	85	21T/11T
1992	Reveziz, Fuad	-	45	19	102	12/5
1993	Reveziz, Fuad	-	27	26	105	14T/7
1994	Reveziz, Fuad	-	30	34	132	2T/1T
1995	Reveziz, Fuad	-	44	26	122	7T/4T
1996	Sisson, Scott	-	30	22	96	21/9
1997	Carter, Cris	13	-	3 (2pt)	84	26T/11T
1998	Anderson, Gary	-	59	35	164	1/1
1999	Anderson, Gary	-	46	19	103	20/7
2000	Anderson, Gary	-	45	22	111	11/6
2001	Anderson, Gary	-	29	15	74	33T/15
2002	Anderson, Gary	-	36	18	90	28T/14
2003	Elling, Aaron	-	48	18	102	17T/8T
	Moss, Randy	17	-	-	102	17T/8T
2004	Andersen, Morten	-	45	18	99	20T/7T
2005	Edinger, Paul	-	31	25	106	19/7
2006	Longwell, Ryan	-	27	21	90	31/14
2007	Longwell, Ryan	-	39	20	99	24T/11T
2008	Longwell, Ryan	-	40	29	127	7T/6T
2009	Longwell, Ryan	-	54	26	132	3/2
2010	Longwell, Ryan	-	30	17	81	28/15

## FIELD GOALS

Year	Player	Att.	Made	Pct.	Long	NFL/NFC
1961	*Mercer, Mike	21	9	42.9	34	11
1962	Christopherson, Jim	20	11	55.0	44	6T
1963	Cox, Fred	24	12	50.0	46	7T
1964	Cox, Fred	33	21	63.6	47	3
1965	Cox, Fred	35	23	65.7	53	1
1966	Cox, Fred	33	18	54.5	44	10
1967	Cox, Fred	33	17	51.5	44	7
1968	Cox, Fred	29	19	65.5	45	3
1969	Cox, Fred	37	26	70.3	48	1
1970	Cox, Fred	46	30	65.2	47	8/5
1971	Cox, Fred	32	22	68.7	47	5/3
1972	Cox, Fred	33	21	63.6	43	13T/4T
1973	Cox, Fred	35	21	60.0	41	19T/9T
1974	Cox, Fred	20	12	60.0	46	14T/7T
1975	Cox, Fred	17	13	76.4	52	6/4
1976	Cox, Fred	31	19	61.3	49	11/7
1977	Cox, Fred	17	8	47.1	42	23/12
1978	Danmeier, Rick	19	12	63.2	47	18/11
1979	Danmeier, Rick	22	13	59.1	44	22/11
1980	Danmeier, Rick	26	16	61.5	47	18T/9
1981	Danmeier, Rick	25	21	84.0	45	2/2
1982	Danmeier, Rick	14	8	57.1	43	24T/12T
1983	Ricardo, Benny	33	25	75.8	47	14/7
1984	Stenerud, Jan	23	20	87.0	54	1/1
1985	Stenerud, Jan	26	15	57.7	49	25/12
1986	Nelson, Chuck	28	22	78.6	53	4/2
1987	Nelson, Chuck	24	13	54.2	51	27/13
1988	Nelson, Chuck	25	20	80.0	49	6/2
1989	Karlis, Rich	39	31	79.5	51	5/3
1990	Igwebuike, Donald	16	14	87.5	48	4/1
1991	Reveziz, Fuad	24	17	70.8	50	17/9
1992	Reveziz, Fuad	25	19	76.0	52	12/6
1993	Reveziz, Fuad	35	26	74.3	51	10T/6T
1994	Reveziz, Fuad	39	34	87.2	51	3/1
1995	Reveziz, Fuad	36	26	72.2	51	13T/6T
1996	Sisson, Scott	29	22	75.9	44	18T/8T
1997	Murray, Eddie	17	12	70.6	49	28T/14
1998	Anderson, Gary	35	35	100.0	53	2/1
1999	Anderson, Gary	30	19	63.3	44	23T/9T
2000	Anderson, Gary	23	22	95.7	49	17T/9
2001	Anderson, Gary	18	15	83.3	44	29/14
2002	Anderson, Gary	23	18	78.3	53	23/12
2003	Elling, Aaron	25	18	72.0	51	23T/12
2004	Andersen, Morten	22	18	81.8	48	23T/11T
2005	Edinger, Paul	34	25	73.5	56	12T/6T
2006	Longwell, Ryan	25	21	84.0	49	22T/11
2007	Longwell, Ryan	24	20	83.3	55	28/14
2008	Longwell, Ryan	34	29	85.3	54	8T/5T
2009	Longwell, Ryan	28	26	92.9	52	10T/4
2010	Longwell, Ryan	18	17	94.4	48	25/14

\*rookie



Chuck Foreman scored a Vikings-record 22 TDs in 1975.



Ryan Longwell has kicked a team-record 9 FGs of 50+ yards.



Fuad Reveziz scored 34 consecutive FGs between the 1994-95 seasons.


## KICKOFF RETURNS

Year	Player	No.	Yds.	Avg.	Long	TD	NFL/NFC
1961	*Mason, Tommy	25	603	24.1	42	0	15
1962	Butler, Billy	26	588	22.6	45	0	17
1963	Butler, Billy	33	713	21.6	35	0	17
1964	Butler, Billy	26	597	23.0	34	0	17
1965	*Rentzel, Lance	23	602	26.2	101 <sup>†</sup>	1	10
1966	Fitzgerald, Mike	14	301	21.5	28	0	21
1967	Jones, Clinton	25	597	23.8	96 <sup>†</sup>	1	14
1968	*West, Charlie	22	576	26.1	82	0	6
1969	Jones, Clinton	17	444	26.1	71	0	7
1970	Jones, Clinton	19	452	23.7	41	0	17/7
1971	West, Charlie	24	556	23.0	36	0	19/13
1972	Gilliam, John	14	369	26.3	47	0	8/6
1973	McClanahan, Brent	16	410	25.6	45	0	14/5
1974	McClanahan, Brent	23	549	23.9	52	0	20/10
1975	McClanahan, Brent	17	360	21.2	42	0	30/15
1976	*Willis, Leonard	24	552	23.0	57	0	19/18
1977	Moore, Manfred	24	523	21.8	48	0	25/15
1978	*Miller, Kevin	40	856	21.4	38	0	247/10T
1979	Edwards, Jimmy	44	1,103	25.1	83	0	2/1
1980	Payton, Eddie	53	1,184	22.3	59	0	147/7
1981	Payton, Eddie	39	898	23.0	99 <sup>†</sup>	1	11/6
1982	Redwine, Jarvis	12	286	23.8	76	0	5/3
1983	Nelson, Darrin	18	445	24.7	50	0	3/1
1984	Nelson, Darrin	39	891	22.8	47	0	6/3
1985	*Rhymes, Buster	53	1,345	25.4	88	0	5/4
1986	Bess, Rufus	31	705	22.7	43	0	9/4
1987	Guggemos, Neal	36	808	22.4	42	0	71/5T
1988	*Harris, Darryl	39	833	21.4	30	0	12T/4T
1989	Nelson, Darrin	14	307	21.9	32	0	DNQ
1990	Walker, Herschel	44	966	22.0	64	0	7/5
1991	Nelson, Darrin	31	682	22.0	50	0	9/6
1992	Nelson, Darrin	29	626	21.6	53	0	10/7T
1993	*Ismail, Qadry	42	902	21.5	47	0	10/7
1994	Ismail, Qadry	35	807	23.1	61	0	13/10
1995	Ismail, Qadry	42	1,037	24.7	71	0	7/12
1996	Ismail, Qadry	28	527	18.8	32	0	38/19
1997	Palmer, David	32	711	22.2	62	0	20/13
1998	Palmer, David	50	1,176	23.5	88 <sup>†</sup>	1	18/9
1999	Tate, Robert	25	627	25.1	76 <sup>†</sup>	1	4/3
2000	*Walters, Troy	30	692	23.1	38	0	18/9
2001	Jacquet, Nate	46	1,012	22.0	53	0	247/13
2002	Williams, Moe	24	516	21.5	51	0	32/20
2003	*Smith, Onterio	27	588	21.8	46	0	24/13
2004	Campbell, Kelly	35	760	21.7	55	0	26/14
2005	Robinson, Koren	47	1,221	26.0	86 <sup>†</sup>	1	5/1
2006	Johnson, Bethel	45	1,054	23.4	65	0	21/10
2007	*Allison, Aundrae	20	574	28.7	104 <sup>†</sup>	1	3/1
2008	Hicks, Maurice	29	690	23.8	38	0	24/13
2009	*Harvin, Percy	42	1,156	27.5	101 <sup>†</sup>	2	4/3T
2010	Harvin, Percy	40	933	23.3	95 <sup>†</sup>	1	21/9

## PUNT RETURNS

Year	Player	No.	Yds.	Avg.	Long	TD	NFL/NFC
1961	*Mason, Tommy	14	146	10.4	23	0	5
1962	Butler, Billy	12	169	14.1	46	0	DNQ
1963	Butler, Billy	21	220	10.5	60 <sup>†</sup>	1	4
1964	Butler, Billy	22	156	7.1	32	0	12
1965	Mason, Tommy	9	63	7.0	17	0	DNQ
1966	Sharockman, Ed	9	95	10.5	76	0	DNQ
1967	Grim, Bob	25	201	4.0	81	0	12
1968	*West, Charlie	20	101	10.0	98 <sup>†</sup>	1	4
1969	West, Charlie	39	245	6.3	55	0	6
1970	West, Charlie	29	169	5.8	53	0	24/10
1971	West, Charlie	18	94	5.2	16	0	22/9
1972	Gilliam, John	16	110	6.8	23	0	13T/6T
1973	Bryant, Bobby	25	140	5.6	16	0	26/12
1974	Wallace, Jackie	25	191	7.6	30	0	30/15
1975	Bryant, Bobby	19	125	6.6	16	0	25/15
1976	*Willis, Leonard	30	207	6.9	29	0	27T/13T
1977	Moore, Manfred	47	277	5.9	28	0	33/15
1978	*Miller, Kevin	48	239	5.0	47	0	30/15
1979	Edwards, Jimmy	33	186	5.6	42	0	26/12
1980	Payton, Eddie	34	251	7.4	19	0	25/13
1981	Payton, Eddie	38	303	8.0	28	0	18/10
1982	Payton, Eddie	22	179	8.1	35	0	13/6
1983	Bess, Rufus	21	158	7.5	23	0	25/13
1984	Nelson, Darrin	23	180	7.8	21	0	19/9
1985	Nelson, Darrin	16	133	8.3	21	0	DNQ
1986	Bess, Rufus	23	162	7.0	15	0	20/10
1987	Lewis, Leo	22	275	12.5	78 <sup>†</sup>	1	5T/3T
1988	Lewis, Leo	58	550	9.5	64	0	12/5
1989	Lewis, Leo	44	446	10.1	65	0	8/7
1990	Lewis, Leo	25	180	7.2	30	0	18T/12
1991	Lewis, Leo	30	225	7.5	44	0	19/14
1992	Parker, Anthony	33	336	10.2	42	0	9/4
1993	*Guilford, Eric	29	212	7.3	50	0	21/10
1994	*Palmer, David	30	193	6.4	20	0	24/11
1995	Palmer, David	26	342	13.2	74 <sup>†</sup>	1	1/1
1996	Palmer, David	22	216	9.8	69 <sup>†</sup>	1	12/6
1997	Palmer, David	34	444	13.1	57	0	3/1
1998	Palmer, David	28	289	10.3	53	0	14/8
1999	Moss, Randy	17	162	9.5	64 <sup>†</sup>	1	DNQ
2000	*Walters, Troy	15	217	14.5	63	0	DNQ
2001	Jacquet, Nate	29	219	7.6	23	0	22/12
2002	*Davis, Nick	24	190	7.9	57	0	17/12
2003	*Howey, Keenan	35	247	7.1	52	0	25/11
2004	Burleson, Nate	25	214	8.6	91 <sup>†</sup>	1	16/7
2005	Moore, Melweld	21	245	11.7	71 <sup>†</sup>	1	3/2
2006	Moore, Melweld	36	365	10.1	71 <sup>†</sup>	1	11/4
2007	Moore, Melweld	13	130	10.0	42	0	DNQ
2008	Berrian, Bernard	7	114	16.3	82 <sup>†</sup>	1	DNQ
2009	Reynaud, Darius	30	308	10.3	36	0	9T/4
2010	Camarillo, Greg	39	359	9.2	52	0	16/9


\*rookie



Hugh McElhenny returned the 1st punt for a TD in team history in 1961, an 81-yarder at Chicago.



Darrin Nelson holds the team record with 159 career kickoff returns.



David Palmer scored 3 TDs on returns during his career- 2 on punt returns and took back 1 kickoff.

## INTERCEPTIONS

Year	Player	No.	Yds.	Avg.	Long	TD	NFL/NFC
1961	*Hawkins, Rip	5	70	14.0	34	0	16T
1962	Sharockman, Ed	6	92	15.3	32	0	9T
1963	Sharockman, Ed	5	93	18.6	47	1	14T
1964	*Rose, George	6	48	8.0	32	1	5T
1965	Sharockman, Ed	6	118	19.7	40	1	3T
1966	Hackbart, Dale	5	73	14.6	41t	1	9T
1967	Mackbee, Earsell	5	98	19.6	40	1	13T
1968	Krause, Paul	7	82	11.7	29	0	7T
1969	Bryant, Bobby	8	97	12.1	56	0	2T
1970	Sharockman, Ed	7	132	18.8	43	1	5T/2T
1971	West, Charlie	7	236	33.7	89	0	6T/3
1972	Krause, Paul	6	109	18.1	35	2	7T/3T
1973	Bryant, Bobby	7	105	15.0	46	1	3/1
1974	Wright, Nate	6	91	15.2	44	0	9T/4T
1975	Krause, Paul	10	201	20.1	81	0	2/1
1976	Wright, Nate	7	47	6.6	21	0	6T/4T
1977	Bryant, Bobby	4	44	11.0	41	0	29T/15T
1978	Bryant, Bobby	7	69	9.9	23	0	6T/4T
1979	Hannon, Tommy Wright, Nate	4	85 44	21.3 11.0	52 32	0	32T/13T 32T/13T
1980	Turner, John	6	22	3.7	13	0	13T/4T
1981	Hannon, Tommy	4	28	7.0	28	0	32T/20T
	Teal, Willie	4	23	5.8	15	0	32T/20T
1982	Teal, Willie	4	15	3.8	13	0	9T/4T
1983	Turner, John	6	37	6.7	22	0	15T/8T
	Swain, John	6	12	2.0	11	0	15T/8T
1984	Bess, Rufus	3	7	2.4	7	0	53T/24T
1985	Turner, John	5	62	12.4	25	0	21T/10T
1986	Holt, Issiac	8	54	6.8	27	0	5T/4T
1987	Browner, Joey	6	67	11.2	23	0	2T/2T
1988	Lee, Carl	8	118	14.8	58t	2	2T/2T
1989	Browner, Joey	5	70	14.0	34	0	16T/9T
1990	Browner, Joey	7	103	14.7	31	1	3T/2T
1991	Browner, Joey	5	97	19.4	45	0	8T/5T
1992	McMillian, Audrey	8	157	19.6	61t	2	1T/1
1993	Glenn, Vencie	5	49	9.8	23	0	14T/6T
1994	Parker, Anthony Glenn, Vencie	4	99 55	24.8 13.8	44t 32	2	21T/12T 21T/12T
1995	*Thomas, Orlando	9	108	12.0	45t	1	1/1
1996	Thomas, Orlando	5	57	11.4	34	0	11T/6T
1997	Washington, D.	4	71	17.8	27	0	23T/16T
1998	Hitchcock, Jimmy	7	242	34.6	79t	3	5T/2T
1999	Griffith, Robert	3	0	0.0	0	0	43/21
2000	Wong, Kailee	2	28	14.0	14	0	65T/34T
	Tate, Robert	2	12	6.0	12	0	65T/34T
2001	Griffith, Robert	2	25	12.5	14	0	72T/37T
	*Kelly, Eric	2	-7	-3.5	2	0	72T/37T
2002	Biekert, Greg	4	26	6.5	20	0	22T/11T
2003	Russell, Brian	9	185	20.6	50	0	1T/1T
2004	Winfield, Antoine	3	89	29.7	56	0	48T/23T
2005	Sharper, Darren	9	276	30.7	92t	2	3/1
2006	Smith, Dwight	4	81	20.3	47	0	18T/7T
	Winfield, Antoine	4	33	8.3	26	1	18T/7T
	Sharper, Darren	4	10	2.5	10	0	18T/7T
2007	Smith, Dwight	4	112	28.0	93t	1	23T/11T
	Sharper, Darren	4	61	15.3	41	1	23T/11T
2008	Leber, Ben	2	29	14.5	28	0	31T/15T
	Sapp, Benny	2	13	6.5	14	0	31T/15T
	Winfield, Antoine	2	5	2.5	4	0	31T/15T
	Williams, Madieu	2	-1	-0.5	0	0	31T/15T
2009	Griffin, Cedric	4	-2	-0.5	0	0	23T/14T
2010	Henderson, E.J.	3	10	3.3	10	0	31T/21T
	Abdullah, Husain	3	5	1.7	5	0	31T/21T

## SACKS

Year	Player	Sacks	Year	Player	Sacks
1961	Marshall, Jim	6.0	1975	Page, Alan	13.0
1962	Marshall, Jim	9.0	1976	Page, Alan	18.0
1963	Hultz, Don	10.5	1977	Eller, Carl	15.0
	Marshall, Jim	10.5	1988	Mullaney, Mark	9.0
1964	Marshall, Jim	11.5	1979	Mullaney, Mark	8.0
1965	Marshall, Jim	7.5	1980	*Martin, Doug	5.0
1966	Marshall, Jim	7.0		Mullaney, Mark	5.0
1967	*Page, Alan	8.5		Sutherland, Doug	5.0
1968	Page, Alan	11.0	1981	Blair, Matt	6.0
1969	Eller, Carl	15.0		Holloway, Randy	6.0
1970	Eller, Carl	13.0		Martin, Doug	6.0
1971	Page, Alan	9.0	1982	Martin, Doug	10.5
1972	Eller, Carl	7.0	1983	Martin, Doug	12.0
1973	Eller, Carl	11.0	1984	Holloway, Randy	5.0
1974	Page, Alan	11.0		Johnson, Charlie	5.0

## TACKLES (DEFENSIVE ONLY)

Year	Player	Solo	Assists	Total
1961	*Hawkins, Rip	100	26	126
1962	Hawkins, Rip	74	16	90
1963	Hawkins, Rip	94	20	114
1964	Hawkins, Rip	61	38	99
1965	Vargo, Larry	78	10	88
1966	Warwick, Lonnie	66	26	92
1967	Warwick, Lonnie	90	23	113
1968	Page, Alan	66	30	96
1969	Warwick, Lonnie	70	6	76
1970	Warwick, Lonnie	60	11	71
1971	Hillgenberg, Wally	87	23	110
1972	Page, Alan	99	33	132
1973	Siemon, Jeff	112	43	155
1974	Siemon, Jeff	105	46	151
1975	Page, Alan	82	40	122
1976	Siemon, Jeff	120	41	161
1977	McNeill, Fred	92	44	136
1978	Siemon, Jeff	170	59	229
1979	Blair, Matt	132	37	169
1980	Studwell, Scott	151	54	205
1981	Studwell, Scott	156	74	230
1982	Studwell, Scott	85	37	122
1983	Studwell, Scott	132	83	215
1984	Studwell, Scott	142	71	213
1985	Studwell, Scott	107	97	204
1986	Browner, Joey	98	41	139
1987	Solomon, Jesse	92	29	121
	Browner, Joey	87	34	121
1988	Studwell, Scott	81	45	126
1989	Studwell, Scott	101	71	172
1990	Merriwether, Mike	99	54	153
1991	Merriwether, Mike	101	88	189
1992	Del Rio, Jack	110	39	149
1993	Del Rio, Jack	108	61	169
1994	Del Rio, Jack	118	67	185
1995	McDaniel, Ed	96	40	136
1996	Brady, Jeff	89	57	146
1997	McDaniel, Ed	77	58	135
1998	McDaniel, Ed	100	55	155
1999	McDaniel, Ed	110	56	166
2000	Wong, Kailee	94	40	134
2001	Wong, Kailee	90	26	116
2002	Biekert, Greg	72	75	147
2003	Chavous, Corey	86	22	108
2004	Henderson, E.J.	92	43	125
2005	Cowart, Sam	70	34	104
2006	Henderson, E.J.	95	47	142
2007	Henderson, E.J.	117	38	155
2008	Greenway, Chad	103	47	150
2009	Greenway, Chad	88	39	127
2010	Greenway, Chad	106	43	149

\*rookie



# VIKINGS INDIVIDUAL RECORDS

1961-77 - 14 games; 1978-2010 - 16 games

Note: The 1982 regular season was reduced to nine games and the 1987 season to 15 games due to players' strike

## COACHES

### Games

- 259 Bud Grant, 1967-83, 85
- 159 Dennis Green, 1992-01
- 95 Jerry Burns, 1986-91

### Wins

- 158 Bud Grant, 1967-83, 85
- 97 Dennis Green, 1992-01
- 52 Jerry Burns, 1986-91

### Consecutive Wins

- 13 Bud Grant, 1974-75
- 12 Bud Grant, 1969
- 10 Dennis Green, 1999-00
- 9 Bud Grant, 1973
- 9 Dennis Green, 1998-99
- 9 Mike Tice, 2002-03

### Losses

- 96 Bud Grant, 1967-83, 85
- 62 Dennis Green, 1992-01
- 51 Norm Van Brocklin, 1961-66

### Consecutive Losses

- 7 Norm Van Brocklin, 1961
- 7 Norm Van Brocklin, 1961-62
- 6 Les Steckel, 1984

### Winning Percentage

- 62.0 Bud Grant, 1967-83, 85 (158-96-5)
- 61.0 Dennis Green, 1992-01 (97-62)
- 54.7 Jerry Burns, 1986-91 (52-43)
- 52.7 Brad Childress, 2006-10 (39-35)

### Seasons

- 18 Bud Grant, 1967-83, 85
- 10 Dennis Green, 1992-01
- 6 Norm Van Brocklin, 1961-66
- 6 Jerry Burns, 1986-91

### Consecutive Winning Seasons

- 6 Bud Grant, 1973-78
- 5 Dennis Green, 1996-00
- 4 Bud Grant, 1968-71
- 4 Jerry Burns, 1986-89

### Division Titles

- 11 Bud Grant, 1968-71, 73-78, 80
- 4 Dennis Green, 1992, 94, 98, 2000
- 2 Brad Childress, 2008-09
- 1 Jerry Burns, 1989

### Consecutive Division Titles

- 6 Bud Grant, 1973-78
- 4 Bud Grant, 1968-71
- 2 Brad Childress, 2008-09

## SERVICE

### Most Seasons

- 19 Jim Marshall, 1961-79
- 17 Mick Tingelhoff, 1962-78
- 15 Carl Eller, 1964-78
- 15 Ron Yary, 1968-82
- 15 Roy Winston, 1962-76
- 15 Fred Cox, 1963-77

### Most Games Played

- 270 Jim Marshall, 1961-79
- 240 Mick Tingelhoff, 1962-78
- 210 Fred Cox, 1963-77
- 209 Carl Eller, 1964-78
- 202 Scott Studwell, 1977-90

### Most Consecutive Games Played

- 270 Jim Marshall, 1961-79
- 240 Mick Tingelhoff, 1962-78
- 210 Fred Cox, 1963-77

### Most Games Started

- 270 Jim Marshall, 1961-79
- 240 Mick Tingelhoff, 1962-78
- 201 Carl Eller, 1964-78

### Most Consecutive Games Started

- 270 Jim Marshall, 1961-79
- 240 Mick Tingelhoff, 1962-78
- 181 Tim Irwin, 1982-93

## SCORING

### Most Seasons Leading Team

- 12 Fred Cox, 1963-73, 1976
- 5 Rick Danmeier, 1978-82
- 5 Fuad Reveiz, 1991-95
- 5 Gary Anderson, 1998-02
- 5 Ryan Longwell, 2006-10

### Most Consecutive Seasons Leading Team

- 11 Fred Cox, 1963-73
- 5 Rick Danmeier, 1978-82

- 5 Fuad Reveiz, 1991-95
- 5 Gary Anderson, 1998-02
- 5 Ryan Longwell, 2006-10

### POINTS

#### Career

- 1,365 Fred Cox, 1963-77 (519-pat, 282-fg)
- 670 Cris Carter, 1990-01, (110-td, 5-2 pt)
- 598 Fuad Reveiz 1991-95, (199-pat, 13-fg)
- 552 Randy Moss 1998-04, \*10 (91-td, 3-2 pt)
- 542 Gary Anderson 1998-02 (215-pat, 109-fg)

#### Season

- 164 Gary Anderson, 1998 (59-pat, 35-fg)
- 132 Ryan Longwell, 2009 (54-pat, 26-fg)
- 132 Fuad Reveiz, 1994 (30-pat, 34-fg)
- 132 Chuck Foreman, 1975 (22-td)

#### Most Seasons, 100 or More Points

- 4 Fred Cox, 1964-65, 1969-70
- 4 Fuad Reveiz, 1992-95
- 3 Gary Anderson, 1998-2000

#### Season, Rookie

- 106 Randy Moss, 1998 (17-td, 2-2 pt)
- 78 Adrian Peterson, 2007 (13-td)
- 60 Sammy White, 1976 (10-td)

#### Game

- 24 Chuck Foreman, @ Buff., 12/20/75 (4-td)
- 24 Ahmad Rashad, vs. SF, 9/2/79 (4-td)
- 21 Rich Karlis, vs. LA Rams, 11/5/89 (7-fg)

#### Game, Opponent

- 30 Shaun Alexander, @ Sea., 9/29/02 (5-tds)
- 28 Paul Hornung, @ G.B., 9/16/62 (3-tds, 4-pat, 2-fg)

#### Most Consecutive Games Scoring

- 151 Fred Cox, 1963-73

### TOUCHDOWNS

#### Most Seasons Leading Team

- 5 Bill Brown, 1964, 1966-68, 1972
- 5 Ted Brown, 1980-81, 1983-85
- 5 Cris Carter, 1993, 1995-97, 1999
- 5 Randy Moss, 1998, 2000-01, 2003-04

#### Most Consecutive Seasons Leading Team

- 4 Chuck Foreman, 1974-77
- 4 Adrian Peterson, 2007-10

### Career

- 110 Cris Carter, 1990-01 (110-p)
- 91 Randy Moss, 1998-04, \*10 (90-p, 1-r)
- 76 Bill Brown, 1962-74 (52-r, 23-p, 1-r)
- 75 Chuck Foreman, 1973-79 (52-r, 23-p)

### Season

- 22 Chuck Foreman, 1975 (13-r, 9-p)
- 18 Adrian Peterson, 2009 (18-r)
- 17 Cris Carter, 1995 (17-p)
- 17 Randy Moss, 1998 (17-p)
- 17 Randy Moss, 2003 (17-p)
- 16 Bill Brown, 1964 (7-r, 9-p)

### Season, Rookie

- 17 Randy Moss, 1998 (17-p)
- 13 Adrian Peterson, 2007 (12-r, 1-p)

### Game

- 4 Chuck Foreman, @ Buff., 12/20/75 (2-r, 2-p)
- 4 Ahmad Rashad, vs. S.F., 9/2/79 (4-p)

#### Game, Opponent

- 5 Shaun Alexander, @ Sea., 9/29/02

#### Most Consecutive Games Scoring TD

- 10 Randy Moss, 2003-04
- 7 Moe Williams, 2002
- 7 Cris Carter, 1995
- 7 Randy Moss, 1998
- 7 Chuck Foreman, 1974
- 6 Tommy Mason, 1965
- 6 Bill Brown, 1968
- 6 Ted Brown, 1980
- 6 Cris Carter, 1996-1997
- 6 Cris Carter, 1998-99

### POINTS AFTER TOUCHDOWN

#### Most Attempted, Career

- 538 Fred Cox, 1963-77
- 217 Gary Anderson, 1998-02
- 201 Fuad Reveiz, 1990-95

#### Most Attempted, Season

- 59 Gary Anderson, 1998
- 55 Ryan Longwell, 2009
- 48 Chuck Nelson, 1988
- 48 Fred Cox, 1975
- 48 Aaron Elling, 2003

#### Most Attempted, Game

- 7 Fred Cox, vs. Balt., 9/28/69
- 7 Fred Cox, vs. Pitt., 11/23/69
- 7 Fred Cox, vs. Hou., 10/13/74

- 7 Chuck Nelson, @ T.B., 10/23/88

#### Most Made, Career

- 519 Fred Cox, 1963-77
- 215 Gary Anderson, 1998-02
- 199 Fuad Reveiz, 1990-95

#### Most Made, Season

- 59 Gary Anderson, 1998
- 54 Ryan Longwell, 2009
- 48 Chuck Nelson, 1988
- 48 Aaron Elling, 2003

#### Most Made, Game

- 7 Fred Cox, vs. Balt., 9/28/69
- 7 Fred Cox, vs. Pitt., 11/23/69
- 7 Chuck Nelson, @ T.B., 10/23/88

#### Most Made, Game, Opponent

- 8 Jim Bakken, @ St. L., 10/6/63
- 7 Roger LeClerc, @ Chi., 12/17/61

#### Most Consecutive Made

- 199 Fred Cox, 1968-74
- 151 Gary Anderson, 1998-01
- 133 Fred Cox, 1964-68

#### Highest Percentage, Career (minimum 200 made)

- 99.1 Gary Anderson, 1998-02 (215-217)

#### Most Made, No Misses, Season

- 59 Gary Anderson, 1998
- 48 Aaron Elling, 2003
- 46 Gary Anderson, 1999

### FIELD GOALS

#### Most Attempted, Career

- 455 Fred Cox, 1963-77
- 171 Fuad Reveiz, 1990-95
- 129 Gary Anderson, 1998-02
- 129 Ryan Longwell, 2006-10

#### Most Attempted, Season

- 46 Fred Cox, 1970
- 39 Rich Karlis, 1989
- 39 Fuad Reveiz, 1994

#### Most Attempted, Game

- 7 Rich Karlis, vs. LA Rams, 11/5/89
- 6 Fred Cox, vs. N.O., 9/27/70
- 6 Fred Cox, @ Chi., 9/23/73
- 6 Fred Cox, vs. Cleve., 11/4/73
- 6 Rich Karlis, vs. Cin., 12/25/89
- 6 Fuad Reveiz, vs. G.B., 9/26/93
- 6 Gary Anderson, @ Balt., 12/13/98
- 6 Ryan Longwell, vs. Ind., 9/14/08

#### Most Attempted, Game, Opponent

- 8 Garo Yepremian, vs. Det., 11/13/66
- 7 Jason Hanson, @ Det., 10/17/99
- 6 Paul Allegrè, vs. NYC, 11/16/86

#### Most Made, Career

- 282 Fred Cox, 1963-77
- 133 Fuad Reveiz, 1990-95
- 113 Ryan Longwell, 2006-10
- 109 Gary Anderson, 1998-02

#### Most Made, Season

- 35 Gary Anderson, 1998
- 34 Fuad Reveiz, 1994
- 31 Rich Karlis, 1989

#### Most Made, Season, Rookie

- 9 Mike Mercer, 1961

#### Most Made, Game

- 7 Rich Karlis, vs. LA Rams, 11/5/89

#### Most Made, Game, Opponent

- 6 Garo Yepremian, vs. Det., 11/13/66
- 6 Jason Hanson, @ Det., 10/17/99

#### Most Made, No Misses, Game

- 7 Rich Karlis, vs. LA Rams, 11/5/89

#### Most Made, One Quarter

- 3 Many times, last Ryan Longwell, vs. Cin., 12/13/03 (2nd)

#### Most Consecutive Field Goals Made

- 35 Gary Anderson, 1998
- 31 Fuad Reveiz, 1994-95

#### Most Consecutive Games Made FG

- 31 Fred Cox, 1968-70

### Longest Field Goal

- 56 Paul Edinger, vs. G.B., 10/23/05
- 55 Ryan Longwell, @ Chi., 10/14/07
- 54 Jan Stenerud, vs. Atl., 9/16/84
- 54 Paul Edinger, vs. Chi., 1/1/06
- 54 Ryan Longwell, vs. G.B., 11/9/08
- 54 Ryan Longwell, @ Jax., 11/23/08
- 53 Fred Cox, @ G.B., 12/5/65
- 53 Jan Stenerud, vs. T.B., 11/4/84
- 53 Chuck Nelson, vs. T.B., 11/30/86
- 53 Gary Anderson, vs. Jax., 12/20/98

- 53 Gary Anderson, vs. Mia., 12/21/02
- 53 Paul Edinger, vs. T.B., 9/11/05
- 53 Ryan Longwell, vs. Ind., 9/14/08
- 53 Ryan Longwell, @ N.O., 10/6/08
- Longest Field Goal, Opponent**
- 55 Donald Igwebulike, vs. T.B., 11/30/86
- 55 Kevin Butler, @ Chi., 10/25/93
- 55 Dave Raynar, @ Det., 1/2/11
- 54 Michael Husted, @ T.B., 11/21/93
- 54 Todd Peterson, @ Sea., 11/10/96
- 54 Mike Hollis, vs. Buf., 9/15/02
- Most Made, 50 or More Yards, Career**
- 9 Ryan Longwell, 2006-10
- 8 Fuad Revez, 1990-95
- Most Made, 50 or More Yards, Season**
- 6 Ryan Longwell, 2008
- 3 Jan Stenerud, 1984
- 3 Fuad Revez, 1992
- 3 Paul Edinger, 2005
- Most Made, 50 or More Yards, Game**
- 2 Fuad Revez, @ T.B., 12/8/91 (50.50)
- Highest Field Goal Percentage, Career (100 made)**
- 87.6 Ryan Longwell, 2006-10 (113-129)
- 84.5 Gary Anderson, 1998-02 (109-129)
- 77.8 Fuad Revez, 1990-95 (133-171)
- 62.0 Fred Cox, 1963-77 (282-455)
- Highest Field Goal Percentage, Season (Qualifiers)**
- 100.0 Gary Anderson, 1998 (35-35)
- 95.7 Gary Anderson, 2000 (22-23)
- 94.4 Ryan Longwell, 2010 (17-18)
- 92.9 Ryan Longwell, 2009 (26-28)
- Highest Field Goal Percentage, Season, Rookie (Qualifiers)**
- 42.9 Mike Mercer, 1961 (9-21)
- SAFETIES**
- Career**
- 3.0 Jared Allen, 2008-10
- 2.5 Chris Doelman, 1985-93
- 2.0 Carl Eller, 1964-78
- 2.0 Alan Page, 1967-78
- Season**
- 2 Alan Page, 1971
- 2 Jared Allen, 2008
- Game**
- 1 Many Times, last vs. G.B., 10/5/09, Aaron Rodgers sacked by Jared Allen in EZ

**RUSHING**

- Most Seasons Leading Team**
- 6 Chuck Foreman, 1973-78
- 6 Robert Smith, 1995-00
- 5 Darrin Nelson, 1983, 1985-88
- Most Consecutive Seasons Leading Team**
- 6 Chuck Foreman, 1973-78
- 6 Robert Smith, 1995-00
- 4 Darrin Nelson, 1985-88
- 4 Adrian Peterson, 2007-10

**ATTEMPTS**

- Career**
- 1,627 Bill Brown, 1962-74
- 1,529 Chuck Foreman, 1973-79
- 1,411 Robert Smith, 1993-00
- Season**
- 363 Adrian Peterson, 2008
- 314 Adrian Peterson, 2009
- 303 Chester Taylor, 2006
- Season, Rookie**
- 238 Adrian Peterson, 2007
- 201 Alfred Anderson, 1984
- 182 Chuck Foreman, 1973
- Game**
- 33 Chuck Foreman, vs. S.D., 11/23/75
- 33 Chuck Foreman, @ Det., 12/17/77
- 33 Terry Allen, @ Pitt., 12/20/92
- 33 Scottie Graham, vs. K.C., 12/26/93
- Game, Opponent**
- 40 Walter Payton, @ Chi., 11/20/77
- 36 James Jones, vs. Det., 9/7/86
- 35 Earl Campbell, vs. N.D., 11/24/85
- Consecutive Attempts Without Fumble**
- 478 Robert Smith, 1996-98
- 349 Scottie Graham, 1993-96

**YARDS**

- Career**
- 6,818 Robert Smith, 1993-00
- 5,879 Chuck Foreman, 1973-79
- 5,782 Adrian Peterson, 2007-10
- 5,757 Bill Brown, 1962-74

**Season**

- 1,760 Adrian Peterson, 2008
- 1,521 Robert Smith, 2000
- 1,383 Adrian Peterson, 2009
- 1,341 Adrian Peterson, 2007
- 1,298 Adrian Peterson, 2010
- 1,296 Michael Bennett, 2002
- 1,266 Robert Smith, 1997
- 1,216 Chester Taylor, 2006
- 1,201 Terry Allen, 1992
- 1,187 Robert Smith, 1998
- 1,155 Chuck Foreman, 1976
- Season, Rookie**
- 1,341 Adrian Peterson, 2007**
- 801 Chuck Foreman, 1973
- 773 Alfred Anderson, 1984
- Game**
- 296 Adrian Peterson, vs. S.D., 11/4/07
- 224 Adrian Peterson, @ Chi., 10/14/07
- 200 Chuck Foreman, @ Phil., 10/24/76
- 192 Adrian Peterson, vs. C.B., 11/9/08
- 180 Adrian Peterson, @ Cle., 9/13/09
- 179 Robert Smith, @ St.L., 9/13/98
- 179 Ted Brown, @ C.B., 10/23/83
- 172 Terry Allen, @ Pitt., 12/20/92
- 170 Robert Smith, @ Chi., 10/15/00
- Game, Rookie**
- 296 Adrian Peterson, vs. S.D., 11/4/07
- 224 Adrian Peterson, @ Chi., 10/14/07
- 148 Onterio Smith, @ Chi., 12/14/03
- Game, Opponent**
- 275 Walter Payton, @ Chi., 11/20/77
- 220 Barry Sanders, vs. Det., 11/24/91
- 219 James Wilder, vs. T.B., 11/6/83
- 203 Earl Campbell, @ Hou., 12/21/80
- Longest Run**
- 95 Chester Taylor, @ Sea., 10/22/06 (td)
- 85 Michael Bennett, @ T.B., 11/3/02 (td)
- 84 Chester Taylor, @ S.F., 12/9/07 (td)
- 80 Clinton Jones, vs. Chi., 11/2/69 (td)
- 80 Adrian Peterson, vs. Det., 9/26/10 (td)
- 78 Robert Smith, @ Buf., 8/31/97 (td)
- 78 Michael Bennett, vs. NYG, 11/10/02 (td)
- 76 Robert Smith, vs. Ind., 12/21/97
- 74 Robert Smith, @ St.L., 9/13/98 (td)
- 73 Dave Osborn, vs. S.F., 9/17/67
- 73 Clinton Jones, vs. Atl., 11/28/71 (td)
- 73 Adrian Peterson, @ Chi., 10/14/07 (td)
- Longest Run, Opponent**
- 99 Tony Dorsett, vs. Dal., 1/3/83 (td)
- 75 James Wilder, vs. T.B., 11/6/83 (td)
- 73 Dick Bass, vs. LA Rams, 12/3/61 (td)
- 73 LaDainian Tomlinson, vs. S.D., 11/9/03 (td)
- 73 Brandon Jacobs, vs. NYG., 12/13/10
- Most Seasons, 1,000+ Yards**
- 4 Robert Smith, 1997-00
- 4 Adrian Peterson, 2007-10
- 3 Chuck Foreman, 1975-77
- 2 Terry Allen, 1992, 1994
- Most Consecutive Seasons, 1,000+ Yards**
- 4 Robert Smith, 1997-00
- 4 Adrian Peterson, 2007-10
- 3 Chuck Foreman, 1975-77
- Most Games, 100+ Yards, Career**
- 29 Robert Smith, 1993-00
- 24 Adrian Peterson, 2007-10
- 17 Chuck Foreman, 1973-79
- 9 Michael Bennett, 2001-05
- 8 Bill Brown, 1962-74
- Most Games, 100+ Yards, Season**
- 10 Adrian Peterson, 2008
- 8 Robert Smith, 2000
- 6 Robert Smith, 1997
- 6 Adrian Peterson, 2007
- 5 Chuck Foreman, 1975
- 5 Robert Smith, 1998
- 5 Michael Bennett, 2002
- 5 Adrian Peterson, 2010
- Most Consecutive Games, 100+ Yards**
- 5 Robert Smith, 11/6/00-11/30/00
- 4 Michael Bennett, 10/27/02-11/17/02
- 4 Adrian Peterson, 10/12/08-11/9/08
- 3 Chuck Foreman, 11/9/75-11/23/75
- 3 Adrian Peterson, 9/23/07-10/14/07
- 3 Adrian Peterson, 11/30/08-12/14/08

**ADDITIONAL RECORDS**

- 4.45 Michael Bennett, 2001-05 (723-3,174)
- Season (Qualifiers)**
- 5.6 Adrian Peterson, 2007 (238-1,341)
- 5.5 Robert Smith, 1997 (232-1,266)
- 5.4 Chester Taylor, 2007 (157-844)
- Game (10 att.)**
- 12.2 Tommy Mason, vs. Balt., 11/17/63
- 11.7 Terry Allen, @ G.B., 9/6/62
- 11.4 Michael Bennett, @ T.B., 11/3/02
- 11.2 Adrian Peterson, @ Chi., 10/14/07
- TOUCHDOWNS**
- Most Seasons Leading Team**
- 6 Chuck Foreman, 1973-78
- 6 Ted Brown, 1980-81, 1983-86
- Most Consecutive Seasons Leading Team**
- 6 Chuck Foreman, 1973-78
- 4 Ted Brown, 1983-86
- 4 Adrian Peterson, 2007-10
- Career**
- 52 Adrian Peterson, 2007-10
- 52 Chuck Foreman, 1973-79
- 52 Bill Brown, 1962-74
- 40 Ted Brown, 1979-86
- Season**
- 18 Adrian Peterson, 2009
- 13 Chuck Foreman, 1975
- 13 Chuck Foreman, 1976
- 13 Terry Allen, 1992
- Season, Rookie**
- 12 Adrian Peterson, 2007
- 5 Fran Tarleton, 1961
- 5 D.J. Zerkow, 1987
- 5 Onterio Smith, 2003
- Game**
- 3 Tommy Mason, @ S.F., 10/24/65
- 3 Clinton Jones, vs. Det., 11/15/70
- 3 Chuck Foreman, @ C.B., 9/15/74
- 3 Chuck Foreman, vs. S.D., 11/23/75
- 3 H.J. Dozier, vs. Den., 10/26/87
- 3 Derschell Walker, @ Phoe., 10/27/91
- 3 Daunte Culpepper, vs. Chi., 9/3/00
- 3 Onterio Smith, vs. K.C., 12/20/03
- 3 Artose Pinner, @ Det., 12/10/06
- 3 Adrian Peterson, @ Chi., 10/14/07
- 3 Adrian Peterson, vs. S.D., 11/4/07
- 3 Chester Taylor, vs. Oak., 11/18/07
- 3 Adrian Peterson, @ Clev., 9/13/09
- 3 Adrian Peterson, vs. Buf., 12/5/10
- Game, Opponent**
- 4 Lenny Moore, @ Balt., 10/1/61
- 4 Billy Kilmer, vs. S.F., 10/15/61
- 4 Barry Sanders, vs. Det., 11/24/91
- 4 Marshall Faulk, @ St. L., 12/10/00
- 4 Shaun Alexander, @ Sea., 9/29/02
- Most Consecutive Games w/Rushing TD**
- 7 Moe Williams, 2002
- 6 Bill Brown, 1968
- 5 Tommy Mason, 1965
- PASSING**

**PASSING**

- Most Seasons Leading Team**
- 13 Fran Tarleton, 1961-66, 1972-78
- 7 Tommy Kramer, 1979-82, 1984-86
- Most Consecutive Seasons Leading Team**
- 7 Fran Tarleton, 1972-78
- 6 Fran Tarleton, 1961-66
- 5 Daunte Culpepper, 2000-04
- 4 Tommy Kramer, 1979-82
- RATING**
- Highest, Career (1,500 att.)**
- 91.5 Daunte Culpepper, 1999-05
- 82.5 Brad Johnson, 1992-98, 2005-06
- 80.2 Fran Tarleton, 1961-66, 1972-78
- Highest, Season (qualifiers)**
- 110.9 Daunte Culpepper, 2004
- 107.2 Brett Favre, 2009
- 106.0 Randall Cunningham, 1998
- 98.0 Daunte Culpepper, 2000
- 96.4 Daunte Culpepper, 2003
- Highest, Rookie, Season (qualifiers)**
- 74.5 Fran Tarleton, 1961
- Game (20 att.)**
- 157.2 Gus Frerotte, vs. S.F., 9/28/03
- 152.9 Warren Moon, vs. N.O., 11/19/95
- 152.4 Brad Johnson vs. Ari., 12/11/96
- 151.8 Fran Tarleton, vs. Hou., 10/13/74
- 151.3 Daunte Culpepper, vs. C.B., 12/24/04

**ATTEMPTS**

<b>Career</b>	
4,569	Fran Tarkenton, 1961-66, 1972-78
3,648	Tommy Kramer, 1977-89
2,607	Daunte Culpepper, 1999-05
<b>Season</b>	
606	Warren Moon, 1995
601	Warren Moon, 1994
593	Tommy Kramer, 1981

**Season, Rookie**

280	Fran Tarkenton, 1961
214	Joe Kapp, 1967
89	Joe Webb, 2010

**Game**

63	Rich Gannon, @ N.E., 10/20/91
62	Steve Dilts, @ T.B., 9/5/81
61	Tommy Kramer, @ N.E., 12/16/79

**Game, Opponent**

70	Drew Bledsoe, @ N.E., 11/13/94
57	Troy Aikman, @ Dal., 11/26/98
55	Doug Williams, vs. T.B., 11/16/80

**COMPLETIONS**

<b>Career</b>	
2,635	Fran Tarkenton, 1961-66, 1972-78
2,011	Tommy Kramer, 1977-89
1,678	Daunte Culpepper, 1999-05
<b>Season</b>	
379	Daunte Culpepper, 2004
377	Warren Moon, 1995
371	Warren Moon, 1994
363	Brett Favre, 2009

**Season, Rookie**

157	Fran Tarkenton, 1961
-----	----------------------

**Game**

38	Tommy Kramer, vs. Clev., 12/14/80
38	Tommy Kramer, vs. G.B., 11/29/81
37	Steve Dilts, @ T.B., 9/5/81
37	Daunte Culpepper, @ Phil., 9/20/04

**Game, Opponent**

45	Drew Bledsoe, @ N.E., 11/13/94
35	Drew Bledsoe, vs. Buf., 9/15/02
34	Troy Aikman, @ Dal., 11/26/98
34	Jim Miller, @ Chi., 11/14/99

**Consecutive Passes Completed**

16	Tommy Kramer, @ G.B., 11/11/79
14	Wade Wilson, vs. Det., 11/6/88

**COMPLETION PERCENTAGE****Career (1,500 att.)**

64.4	Daunte Culpepper, 1999-05 (1,678-2,607)
62.0	Brad Johnson, 1992-98, 2005-06 (1,036-1,670)
57.6	Fran Tarkenton, 1961-66, 1972-78 (2,635-4,569)
<b>Season (qualifiers)</b>	
69.2	Daunte Culpepper, 2004 (379-548)
68.4	Brett Favre, 2009 (363-531)
65.0	Daunte Culpepper, 2003 (295-454)
64.2	Fran Tarkenton, 1975 (273-425)
64.2	Daunte Culpepper, 2001 (235-361)
62.7	Brad Johnson, 1996 (195-311)
62.7	Daunte Culpepper, 2000 (297-474)

**Season, Rookie (qualifiers)**

56.1	Fran Tarkenton, 1961 (157-280)
------	--------------------------------

**Game (20 attempts)**

88.0	Brett Favre, vs. Sea., 11/22/09 (22-25)
85.2	Brett Favre, @ Det., 9/20/09 (23-27)
84.0	Randall Cunningham, @ T.B., 11/1/98 (21-25)
83.9	Fran Tarkenton, vs. Sea., 11/14/76 (26-31)
80.6	Brett Favre, vs. NYG, 1/3/10 (25-31)

**YARDS GAINED**

<b>Career</b>	
33,098	Fran Tarkenton, 1961-66, 1972-78
24,775	Tommy Kramer, 1977-89
20,162	Daunte Culpepper, 1999-05
<b>Season</b>	
4,717	Daunte Culpepper, 2004
4,264	Warren Moon, 1994
4,228	Warren Moon, 1995
4,202	Brett Favre, 2009

**Season, Rookie**

1,997	Fran Tarkenton, 1961
1,386	Joe Kapp, 1967
477	Joe Webb, 2010

**Game**

490	Tommy Kramer, @ Wash., 11/2/86 (01)
456	Tommy Kramer, vs. Clev., 12/14/80
449	Joe Kapp, vs. Balt., 9/28/69
446	Brett Favre, vs. Ari., 11/7/10

**Game, Rookie**

277	Fran Tarkenton, @ S.F., 11/26/61
-----	----------------------------------

252	Fran Tarkenton, vs. LA Rams, 12/3/61
250	Fran Tarkenton, vs. Chi., 9/17/61

**Game, Opponent**

486	Doug Williams, T.B., 11/16/80
463	Drew Bledsoe, vs. Buf., 9/15/02
455	Troy Aikman, vs. Dal., 11/26/98

**Most Seasons, 3,000 or More Passing Yards**

5	Tommy Kramer, 1979-81, 1985-86
4	Daunte Culpepper, 2000, 2002-04

**Most Games, 300 or More Passing Yards, Career**

19	Tommy Kramer, 1977-89
19	Daunte Culpepper, 1999-05
10	Warren Moon, 1994-95

**Most Games, 300 or More Passing Yards, Season**

6	Warren Moon, 1994
6	Daunte Culpepper, 2004
6	Brett Favre, 2009
5	Tommy Kramer, 1981
5	Tommy Kramer, 1985
5	Daunte Culpepper, 2000

**Most Consecutive Games, 300 or More Passing Yards**

4	Daunte Culpepper, 2004
3	Randall Cunningham, 1998
3	Warren Moon, 1994
3	Warren Moon, 1995
3	Tommy Kramer, 1985

**Longest Pass Completion (All TDs)**

99	Gus Feroette (to B. Berrian), vs. Chi., 11/30/08
89	Fran Tarkenton (to C. Ferguson), @ Chi., 11/11/62
86	Gus Feroette (to B. Berrian), vs. Det., 10/12/08
85	Joe Kapp (to G. Washington), vs. St. L., 10/8/67
85	Warren Moon (to Q. Ismail), vs. Det., 9/10/95
83	Joe Kapp (to G. Washington), vs. Balt., 9/28/69
82	Brad Johnson (to J. Reed), @ Oak., 11/17/96
82	Daunte Culpepper (to R. Moss), @ Det., 12/19/04
80	Fran Tarkenton (to J. Gilliam), vs. Hou., 10/13/74
80	Jeff George (to M. Hatchette), vs. S.F., 10/24/99
80	Todd Bouman (to M. Bennett), @ Pitt., 12/2/01
80	Brad Johnson (to K. Robinson), @ Det., 12/4/05

**Opponent/Longest Pass Comp. (All TDs)**

95	Lynn Dickey (to Steve Odom), vs. G.B., 10/2/77
94	Ken Anderson (to Billy Brooks), vs. Cin., 11/13/77
93	Rodney Peete (to Herman Moore), vs. Det., 10/31/93

**AVERAGE GAIN****Career (1,500 att.)**

7.73	Daunte Culpepper, 1999-05 (2,607-20,162)
7.29	Wade Wilson, 1981-91 (1,665-12,135)
7.24	Fran Tarkenton, 1961-66, 1972-78 (4,569-33,098)
6.79	Tommy Kramer, 1977-89 (3,648-24,775)

**Season (qualifiers)**

8.72	Randall Cunningham, 1998 (425-3,704)
8.61	Daunte Culpepper, 2004 (548-4,717)
8.56	Jeff George, 1999 (329-2,816)
8.31	Daunte Culpepper, 2000 (474-3,937)

**Game (20 att.)**

14.0	Tommy Kramer, @ Wash., 11/2/86 (35-490)
13.9	Fran Tarkenton, vs. Det., 11/7/76 (25-347)
13.8	Randall Cunningham, @ G.B., 10/5/98 (32-442)

**TOUCHDOWNS****Career**

239	Fran Tarkenton, 1961-66, 1972-78
159	Tommy Kramer, 1977-89
135	Daunte Culpepper, 1999-05

**Season (qualifiers)**

39	Daunte Culpepper, 2004
34	Randall Cunningham, 1998
33	Warren Moon, 1995
33	Daunte Culpepper, 2000
33	Brett Favre, 2009

**Season, Rookie**

18	Fran Tarkenton, 1961
----	----------------------

**Game**

7	Joe Kapp, vs. Balt., 9/28/69
6	Tommy Kramer, vs. G.B., 9/28/86
6	Tommy Kramer, vs. Chi., 11/28/82
5	Daunte Culpepper, vs. Dal., 9/12/04
5	Daunte Culpepper, @ Hou., 10/10/04
5	Daunte Culpepper, @ N.O., 10/17/04

**Game, Rookie**

4	Fran Tarkenton, vs. Chi., 9/17/61
4	Fran Tarkenton, vs. LA Rams, 12/3/61
4	Fran Tarkenton, @ Chi., 12/17/61

**Game, Opponent**

5	Gary Cuzzo, vs. Balt., 11/14/65
5	John Brodie, vs. S.F., 11/28/65
5	Gary Danielson, @ Det., 12/9/78
5	John Elway, @ Den., 11/18/84
5	Brett Favre, @ G.B., 9/21/97
5	Brad Johnson, @ T.B., 11/3/02

**Most Games, Four or More Touchdown Passes, Career**

9	Tommy Kramer, 1977-89
7	Fran Tarkenton, 1961-66, 1972-78
6	Daunte Culpepper, 1999-05

**Most Games, Four or More Touchdown Passes, Season**

4	Randall Cunningham, 1998
4	Daunte Culpepper, 2004
3	Fran Tarkenton, 1961
3	Tommy Kramer, 1981

**Most Consecutive Games, Four or More Touchdown Passes**

2	Tommy Kramer, 1981
2	Warren Moon, 1995
2	Randall Cunningham, 1998
2	Randall Cunningham, 1998
2	Daunte Culpepper, 2004

**Most Consecutive Games, Touchdown Pass**

24	Daunte Culpepper, 2000-01
21	Daunte Culpepper, 2003-04
15	Brad Johnson, 1996-97
13	Fran Tarkenton, 1974-75

**HAD INTERCEPTED****Career**

194	Fran Tarkenton, 1961-66, 1972-78
155	Tommy Kramer, 1977-89
86	Daunte Culpepper, 1999-2005

**Season**

32	Fran Tarkenton, 1978
26	Tommy Kramer, 1985
25	Fran Tarkenton, 1962

**Game**

5	Many Times, last time by Daunte Culpepper, @ Cin., 9/18/05
---	--

**Game, Opponent**

6	Vinny Testaverde, @ T.B., 10/23/88
5	Billy Wade, @ Chi., 11/11/62
5	Kim McQuilken, vs. Atl., 11/9/75
5	Eric Hipple, vs. Det., 9/25/83
5	Ryan Fitzpatrick, vs. St.L., 12/11/05

**Consecutive Attempts, No Interceptions**

193	Warren Moon, 1995
162	Randall Cunningham, 1997-98
159	Brett Favre, 2009
156	Rich Gannon, 1990-91

**Most Attempts, No Interceptions, Game**

63	Rich Gannon, @ N.E., 10/20/91
----	-------------------------------

**Most Attempts, No Interceptions, Game, Opponent**

70	Drew Bledsoe, @ N.E., 11/13/94
----	--------------------------------

**LOWEST PERCENTAGE PASSES INTERCEPTED****Career (1,500 att.)**

2.9	Brad Johnson, 1992-98, 2005-06 (1,670-48)
3.3	Daunte Culpepper, 1999-05, (2,607-86)
4.2	Fran Tarkenton, 1961-66, 1972-78 (4,569-194)

**Season (qualifiers)**

1.1	Sean Salisbury, 1992 (175-2)
1.3	Brett Favre, 2009 (531-7)
1.3	Tavaris Jackson, 2008 (149-2)
1.4	Brad Johnson, 2005, (294-4)
1.7	Rich Gannon, 1991 (354-6)

**Season, Rookie (qualifiers)**

6.1	Fran Tarkenton, 1961 (280-17)
-----	-------------------------------

**TIMES SACKED**

<b>Career</b>	
417	Fran Tarkenton, 1961-66, 1972-78
248	Tommy Kramer, 1977-89

KICKOFF EXECUTIVES STAFF COACHES PLAYERS ROOKIES 2010 SEASON RECORDS PLAYOFF RECORDS HISTORY EXTRA POINTS

- 228 Daunte Culpepper, 1999-05
- Season**
- 47 Daunte Culpepper, 2002
  - 46 Fran Tarkenton, 1964
  - 46 Daunte Culpepper, 2004
  - 45 Fran Tarkenton, 1962
- Game**
- 11 Archie Manning, @ Chi., 10/28/84
  - 9 Fran Tarkenton, @ Chi., 12/17/61
  - 9 Fran Tarkenton, vs. Balt., 9/23/62
  - 9 Fran Tarkenton, vs. Det., 10/11/64
  - 9 Daunte Culpepper, @ Atl., 10/2/05
- Game, Opponent**
- 9 Bill Munson, vs. Det., 10/6/68
  - 9 Bobby Douglass, vs. Chi., 11/2/69
  - 9 Randy Johnson, @ Atl., 12/20/70
  - 9 Jim Harbaugh, @ Chi., 10/25/93

- Highest Attempts/Sack Ratio, Career (1,000 att.)**
- 18.0 Warren Moon, 1994-95 (1,207-67)
  - 16.7 Brad Johnson, 1992-98, '05-06 (1,670-100)
  - 14.7 Tommy Kramer, 1977-89 (3,648-248)
  - 12.4 Rich Cannon, 1987-92 (1,003-81)

- Highest Attempts/Sack Ratio, Season (qualifiers)**
- 31.2 Tommy Kramer, 1981 (593-19)
  - 21.3 Randall Cunningham, 1998 (425-20)
  - 20.6 Fran Tarkenton, 1974 (351-17)

**PASS RECEIVING**

- RECEPTIONS**
- Most Seasons, Leading Team**
- 10 Cris Carter, 1991-00
  - 4 Anthony Carter, 1987-90
- Most Consecutive Seasons, Leading Team**
- 10 Cris Carter, 1991-00
  - 4 Anthony Carter, 1987-90
- Career**
- 1,004 Cris Carter, 1990-01
  - 587 Randy Moss, 1998-04, '10
  - 498 Steve Jordan, 1982-94
- Season**
- 122 Cris Carter, 1994
  - 122 Cris Carter, 1995
  - 111 Randy Moss, 2003
  - 106 Randy Moss, 2002
- Season, Rookie**
- 69 Randy Moss, 1998
  - 60 Percy Harvin, 2009
  - 51 Paul Flatley, 1963
  - 51 Sammy White, 1976

- Game**
- 15 Rickey Young, @ N.E., 12/16/79
  - 14 Cris Carter, @ Ariz., 10/2/94
  - 12 Bob Crim, @ NYG, 10/31/71
  - 12 Rickey Young, @ N.O., 9/3/78
  - 12 Ted Brown, @ T.B., 9/5/81
  - 12 Darrin Nelson, vs. S.D., 10/20/85
  - 12 Cris Carter, vs. N.O., 11/6/94
  - 12 Cris Carter, vs. Hou., 10/8/95
  - 12 Cris Carter, @ Ariz., 11/12/95
  - 12 Cris Carter, vs. N.O., 11/19/95
  - 12 Cris Carter, @ S.F., 12/18/95
  - 12 Jake Reed, @ Chi., 9/7/97
  - 12 Randy Moss, @ Chi., 11/14/99
  - 12 Mewelde Moore, @ Hou., 10/10/04

- Game, Rookie**
- 9 Sammy White, vs. LA Rams, 9/19/76
  - 9 Sammy White, @ Mia., 12/11/76

- Game, Opponent**
- 14 Jerry Rice, @ S.F., 12/18/95
  - 13 James Wilder, @ T.B., 9/15/85
  - 13 Peerless Price, vs. Buf., 9/15/02
  - 12 Keith Jackson, @ Phil., 11/19/89
  - 12 James Brooks, vs. Cin., 12/25/89
  - 12 Brett Periman, @ Det., 11/23/95
  - 12 Eric Moulds, vs. Buf., 10/22/00
  - 12 Peerless Price, @ Atl., 10/5/03
  - 12 Laveranues Coles, vs. NYJ, 12/17/06

- Most Consecutive Games, Pass Reception**
- 111 Cris Carter, 1991-98
  - 105 Anthony Carter, 1985-92
  - 101 Randy Moss, 1998-04
- Most Seasons 50 or More Pass Receptions**
- 11 Cris Carter, 1991-01
  - 6 Ahmad Rashad, 1976-81
  - 6 Randy Moss, 1998-03
  - 5 Steve Jordan, 1985-86, '88, '91, '93
  - 5 Anthony Carter, 1988-91, '93

- YARDS**
- Most Seasons Leading Team**
- 6 Randy Moss, 1998-03
  - 5 Anthony Carter, 1985, 1987-90
  - 5 Cris Carter, 1991-95
- Most Consecutive Seasons Leading Team**
- 6 Randy Moss, 1998-03
  - 5 Cris Carter, 1991-95
  - 4 Gene Washington, 1967-70
  - 4 Anthony Carter, 1987-90
- Career**
- 12,383 Cris Carter, 1990-01
  - 9,316 Randy Moss, 1998-04, '10
  - 7,635 Anthony Carter, 1985-93
- Season**
- 1,632 Randy Moss, 2003
  - 1,437 Randy Moss, 2000
  - 1,413 Randy Moss, 1999
  - 1,371 Cris Carter, 1995
- Season, Rookie**
- 1,313 Randy Moss, 1998
  - 906 Sammy White, 1976
  - 867 Paul Flatley, 1963

- Game**
- 210 Sammy White, vs. Det., 11/7/76
  - 204 Randy Moss, @ Chi., 11/14/99
  - 202 Paul Flatley, @ S.F., 10/24/65
  - 201 Sidney Rice, vs. Det., 11/5/09

- Game, Rookie**
- 210 Sammy White, vs. Det., 11/7/76
  - 190 Randy Moss, @ G.B., 10/5/98
  - 174 Paul Flatley, vs. Det., 11/24/63

- Game, Opponent**
- 289 Jerry Rice, @ S.F., 12/18/95
  - 201 Steve Smith, @ Car., 10/30/05
  - 198 Billy Brooks, vs. Cin., 11/13/77

- Longest Pass Reception (All TDs)**
- 99 Bernard Berrian (from G. Ferrotte), vs. Chi., 11/30/08
  - 89 Charley Ferguson (from F. Tarkenton), @ Chi., 11/11/62
  - 86 Bernard Berrian (from G. Ferrotte), vs. Det., 10/12/08
  - 85 Gene Washington (from J. Kapp), vs. St.L., 10/8/67
  - 85 Qadry Ismail (from W. Moon), vs. Det., 9/10/95
  - 83 Gene Washington (from J. Kapp), vs. Balt., 9/28/69
  - 82 Jake Reed (from B. Johnson), @ Oak., 11/17/96
  - 82 Randy Moss (from D. Culpepper), @ Det., 12/19/04
  - 80 John Gilliam (from F. Tarkenton), vs. Hou., 10/13/74
  - 80 Matthew Hatchette (from J. George), vs. S.F., 10/24/99
  - 80 Michael Bennett (from T. Bouman), @ Pitt., (12/2/01)
  - 80 Koren Robinson (from B. Johnson), @ Det., 12/4/05

- Most Seasons, 1,000+ Yards Pass Receiving**
- 8 Cris Carter, 1993-00
  - 6 Randy Moss, 1998-03
  - 4 Jake Reed, 1994-97

- Most Games, 100+ Yards, Career**
- 41 Randy Moss, 1998-04
  - 40 Cris Carter, 1990-01
  - 22 Anthony Carter, 1985-93

- Most Games, 100+ Yards, Season**
- 8 Randy Moss, 2000
  - 8 Randy Moss, 2003
  - 7 Randy Moss, 1999
  - 7 Randy Moss, 2002
  - 6 Cris Carter, 2000

- Most Consecutive Games, 100+ Yards**
- 4 Jake Reed, 1997
  - 4 Cris Carter, 1999
  - 4 Randy Moss, 2000
  - 4 Randy Moss, 2003

- AVERAGE GAIN**
- Career (200 receptions)**
- 16.8 Hassan Jones, 1986-92 (222-3,733)
  - 16.3 Sammy White, 1976-86 (393-6,400)
  - 16.0 Paul Flatley, 1963-67 (202-3,222)
  - 16.0 Anthony Carter, 1985-93 (478-7,635)
- Season (25 receptions)**
- 24.3 Anthony Carter, 1987 (38-923)
  - 22.2 John Gilliam, 1974 (26-577)

- 22.0 John Gilliam, 1972 (47-1,034)
- Game (3 receptions)**
- 54.3 Randy Moss, @ Dal., 11/26/98 (3-163)
  - 53.0 Leo Lewis, @ Wash., 11/2/86 (3-159)
  - 44.0 Hassan Jones, @ Dal., 11/13/88 (3-132)
- TOUCHDOWNS**
- Career**
- 110 Cris Carter, 1990-01
  - 92 Randy Moss, 1998-04, '10
  - 52 Anthony Carter, 1985-93
  - 50 Sammy White, 1976-86

- Season**
- 17 Cris Carter, 1995
  - 17 Randy Moss, 1998
  - 17 Randy Moss, 2003
  - 15 Randy Moss, 2000
  - 13 Cris Carter, 1997
  - 13 Cris Carter, 1999
  - 13 Randy Moss, 2004
- Season, Rookie**
- 17 Randy Moss, 1998

- Game**
- 4 Ahmad Rashad, vs. S.F., 9/2/79
  - 3 Jerry Reichow, @ Chi., 12/17/61
  - 3 Charley Ferguson, @ Chi., 11/11/62
  - 3 Gene Washington, vs. Cleve., 11/9/69
  - 3 Sammy White, @ Mia., 12/11/76
  - 3 Sammy White, vs. Chi., 12/28/82
  - 3 Cris Carter, vs. Mia., 9/25/94
  - 3 Cris Carter, vs. Ind., 12/19/97
  - 3 Randy Moss, @ Dal., 11/26/98
  - 3 Randy Moss, vs. Chi., 12/6/98
  - 3 Cris Carter, @ Chi., 11/14/99
  - 3 Randy Moss, @ Det., 10/1/00
  - 3 Randy Moss, vs. NYG, 11/19/01
  - 3 Randy Moss, vs. S.F., 9/28/03
  - 3 Marcus Robinson, vs. Cle., 11/27/05

- Game, Opponent**
- 3 Many times, last by Greg Jennings, vs. G.B., 11/21/10
- Most Consecutive Games, Touchdown**
- 7 Randy Moss, 1998
  - 7 Cris Carter, 1999
  - 6 Cris Carter, 1996-97
  - 6 Cris Carter, 1998-99

**RUSHING-RECEIVING**

- Most Seasons Leading Team**
- 6 Chuck Foreman, 1973-78
  - 4 Bill Brown, 1964-66, 1968
  - 4 Adrian Peterson, 2007-10
- Most Consecutive Seasons Leading Team**
- 6 Chuck Foreman, 1973-78
  - 4 Adrian Peterson, 2007-10
  - 3 Bill Brown, 1964-66
  - 3 Ted Brown, 1980-82
  - 3 Anthony Carter, 1987-89
  - 3 Cris Carter, 1993-95

- ATTEMPTS**
- Career**
- 1,911 Bill Brown, 1962-74 (ru-1,627, re-284)
  - 1,865 Chuck Foreman, 1973-79 (ru-1,529, re-336)
  - 1,589 Robert Smith, 1993-00 (ru-1,411, re-178)
- Season**
- 384 Adrian Peterson, 2008 (ru-363, re-21)
  - 357 Ted Brown, 1981 (ru-274, re-83)



Sammy White holds the team record with 210 receiving yards in a game.

357	Adrian Peterson, 2009 (ru-314, re-43)
353	Chuck Foreman, 1975 (ru-280, re-73)
345	Chester Taylor, 2006 (ru-303, re-42)
<b>Season, Rookie</b>	
257	Adrian Peterson, 2007 (ru-238, re-19)
219	Chuck Foreman, 1973 (ru-182, re-37)
218	Alfred Anderson, 1984 (ru-201, re-17)
<b>Game</b>	
39	Ted Brown, vs. T.B., 11/8/81 (ru-31, re-8)
37	Chuck Foreman, vs. S.D., 11/23/75 (ru-33, re-4)
35	Chuck Foreman, vs. NVJ, 10/12/75 (ru-25, re-9)
35	Scottie Graham, vs. K.C., 12/26/93 (ru-33, re-2)
<b>Consecutive Attempts Without Fumble</b>	
532	Robert Smith, 9/8/96-10/25/98
399	Ted Brown, 10/18/81-9/8/83
<b>YARDS</b>	
<b>Career</b>	
12,407	Cris Carter, 1990-01 (ru-24, re-12,383)
9,475	Randy Moss, 1998-04-10 (ru-159, re-9,316)
8,936	Chuck Foreman, 1973-79 (ru-5,679, re-3,057)
8,934	Bill Brown, 1962-74 (ru-5,757, re-3,177)
<b>Season</b>	
1,885	Adrian Peterson, 2008 (ru-1,760, re-125)
1,869	Robert Smith, 2000 (ru-1,521, re-346)
1,819	Adrian Peterson, 2009 (ru-1,383, re-436)
1,761	Chuck Foreman, 1975 (ru-1,070, re-691)
1,757	Ted Brown, 1981 (ru-1,063, re-694)
<b>Season, Rookie</b>	
1,609	Adrian Peterson, 2007 (ru-1,341, re-268)
1,317	Randy Moss, 1998 (re-1,313, ru-4)
1,163	Chuck Foreman, 1973 (ru-801, re-362)
<b>Game</b>	
315	Adrian Peterson, vs. S.D., 11/4/07 (ru-296, re-19)
265	Chuck Foreman, @ Phil., 10/24/76 (ru-200, re-65)
256	Darrin Nelson, vs. G.B., 11/13/83 (ru-119, re-137)
<b>PUNTING</b>	
<b>PUNTS</b>	
<b>Career</b>	
721	Greg Coleman, 1978-87
474	Chris Kluge, 2005-10
386	Mitch Berger, 1996-01
308	Harry Newsome, 1990-93
<b>Season</b>	
93	Chris Kluge, 2006
91	Greg Coleman, 1983
90	Greg Coleman, 1979
90	Harry Newsome, 1993
<b>Season, Rookie</b>	
73	Neil Clabo, 1975
71	Chris Kluge, 2005
63	Mike Mercer, 1961
<b>Game</b>	
12	Greg Coleman, @ G.B., 11/21/82
11	Bucky Scribner, @ Cleve., 12/17/89
10	Neil Clabo, @ Det., 9/26/76
10	Greg Coleman, vs. Buf., 12/19/79
10	Mike Saxon, vs. G.B., 10/20/94
10	Chris Kluge, @ G.B., 12/21/06
10	Chris Kluge, vs. NVG, 12/13/10
<b>Game, Opponent</b>	
12	Tom Blanchard, @ N.O., 11/16/75
11	King Hill, @ St. L., 10/19/69
<b>Longest Punt</b>	
84	Harry Newsome, @ Pitt., 12/20/92
77	Mike Mercer, @ G.B., 9/16/62
<b>Longest Punt, Opponent</b>	
82	Tommy Davis, @ S.F., 9/30/62
75	Boyd Dowler, vs. G.B., 10/22/61
<b>AVERAGE GROSS YARDS</b>	
<b>Career (200 punts)</b>	
44.2	Chris Kluge, 2005-10 (474-20,929)
43.8	Harry Newsome, 1990-93 (308-13,501)
43.5	Mitch Berger, 1996-01 (386-16,795)
<b>Season (Qualifiers)</b>	
47.6	Chris Kluge, 2008 (73-3,473)
46.4	Bobby Walden, 1964 (72-3,341)
45.5	Harry Newsome, 1991 (68-3,095)
45.4	Mitch Berger, 1999 (61-2,769)
<b>Season, Rookie</b>	
44.1	Chris Kluge, 2005 (71-3,130)
41.1	Neil Clabo, 1975 (73-2,997)
39.1	Eddie Johnson, 2003 (56-2,191)

39.0	Mike Mercer, 1961 (63-2,458)
39.0	John McCormick, 1962 (46-1,795)
<b>Game (4 punts)</b>	
57.5	Chris Kluge, @ Det., 9/16/07 (4-230)
55.8	Mitch Berger, vs. Cin., 11/15/98 (4-223)
54.3	Chris Kluge, vs. T.B., 9/11/05 (4-217)
<b>Game, Opponent (4 punts)</b>	
54.9	Mike Scafres, vs. S.D., 11/4/07
54.8	Tom Rouen, @ Den., 10/31/99
53.3	Mat McBriar, @ Dal., 10/21/07
<b>AVERAGE NET YARDS</b>	
<b>Career (200 punts)</b>	
38.2	Bobby Walden, 1964-67 (258-9,856)
36.7	Chris Kluge, 2005-10 (474-17,429)
35.3	Harry Newsome, 1990-92 (308-10,879)
<b>Season</b>	
41.8	Bobby Walden, 1964 (72-3,010)
38.9	Chris Kluge, 2010 (83-3,228)
38.8	Bobby Walden, 1967 (75-2,910)
<b>Game (4 punts)</b>	
48.2	Mitch Berger, vs. Cin., 11/15/98 (4-193)
47.8	Greg Coleman, vs. Pitt., 9/21/86 (4-191)
46.4	Greg Coleman, vs. N.O., 11/24/85 (5-232)
<b>Game, Opponent (4 punts)</b>	
48.0	Billy Van Heusen, @ Den., 10/15/72 (5-240)
<b>HAD BLOCKED</b>	
<b>Career</b>	
3	Greg Coleman, 1978-87
2	Many Players
<b>Season</b>	
2	Mike Mercer, 1961
2	Neil Clabo, 1975
2	Mike Wood, 1978
2	Bucky Scribner, 1988
2	Mitch Berger, 1996
<b>Most Consecutive Punts, None Blocked</b>	
565	Greg Coleman, 1979-87
<b>INSIDE 20</b>	
<b>Career</b>	
158	Chris Kluge, 2005-10
154	Greg Coleman, 1978-87
109	Mitch Berger, 1996-01
<b>Season</b>	
34	Chris Kluge, 2007
32	Chris Kluge, 2010
28	Greg Coleman, 1983
28	Mike Saxon, 1994
28	Chris Kluge, 2006
<b>Game</b>	
5	Fred Cox, vs. LA Rams, 11/3/63
5	Mike Saxon, vs. N.O., 11/6/94
5	Mitch Berger, @ Chi., 9/15/96
5	Mitch Berger, @ Ind., 12/24/00
5	Chris Kluge, vs. Atl., 9/9/07
<b>Fewest Touchbacks in a Season (Minimum 30 punts)</b>	
1	King Hill, 1968
2	John McCormick, 1962
2	Bobby Walden, 1967
2	Greg Coleman, 1984
<b>PUNT RETURNS</b>	
<b>Most Seasons Leading Team</b>	
5	Charlie West, 1968-72
5	Leo Lewis, 1987-91
5	David Palmer, 1994-98
<b>Most Consecutive Seasons Leading Team</b>	
5	Charlie West, 1968-72
5	Leo Lewis, 1987-91
5	David Palmer, 1994-98
<b>RETURNS</b>	
<b>Career</b>	
194	Leo Lewis, 1981-91
162	David Palmer, 1994-00
123	Charlie West, 1968-73
<b>Season</b>	
58	Leo Lewis, 1988
48	Kevin Miller, 1978
47	Manfred Moore, 1977
<b>Season, Rookie</b>	
48	Kevin Miller, 1978
35	Keenan Howry, 2003
30	Leonard Willis, 1976
30	David Palmer, 1994
<b>Game</b>	
8	Kevin Miller, @ LA Rams, 12/2/79
7	Manfred Moore, vs. G.B., 10/2/77
7	Kevin Miller, vs. Buf., 12/9/79
7	Nate Jaquet, vs. Chi., 11/25/01

7	Greg Camarillo, vs. Ari., 11/7/10
<b>Game, Opponent</b>	
7	Johnnie Gray, @ G.B., 11/21/76
7	Robbie Martin, vs. Det., 10/21/84
7	Evan Cooper, @ Phil., 12/1/85
7	Charles Woodson, @ G.B., 12/21/06
<b>FAIR CATCHES</b>	
<b>Career</b>	
96	David Palmer, 1994-00
91	Leo Lewis, 1981-91
75	Bobby Bryant, 1967-80
<b>Season</b>	
27	Leo Lewis, 1989
20	David Palmer, 1996
20	Greg Camarillo, 2010
19	Charlie West, 1969
19	Leo Lewis, 1988
19	David Palmer, 1997
<b>Game</b>	
5	Billy Butler, vs. Balt., 11/17/63
5	Anthony Carter, vs. T.B., 9/30/90
5	Greg Camarillo, @ NVJ, 10/11/10
<b>Game, Opponent</b>	
5	Will Blackmon, vs. NYG, 12/13/10
<b>YARDS GAINED</b>	
<b>Career</b>	
1,812	Leo Lewis, 1981-91
1,610	David Palmer, 1994-00
820	Charlie West, 1968-73
<b>Season</b>	
550	Leo Lewis, 1988
446	Leo Lewis, 1989
444	David Palmer, 1997
<b>Season, Rookie</b>	
247	Keenan Howry, 2003
239	Kevin Miller, 1978
212	Eric Guliford, 1993
<b>Game</b>	
107	Charlie West, vs. Wash., 11/3/68
101	Leo Lewis, vs. T.B., 10/1/89
98	Leo Lewis, vs. Atl., 11/22/87
98	Leo Lewis, vs. Chi., 12/19/88
<b>Game, Opponent</b>	
176	Reggie Bush, @ N.O., 10/6/08
131	Dexter Carter, @ S.F., 10/3/93
109	Karl Williams, vs. T.B., 12/15/96
<b>Longest Punt Return</b>	
98	Charlie West, vs. Wash., 11/3/68 (td)
91	Nate Burleson, @ Ind., 11/8/04 (td)
82	Bernard Berrian, @ Ari., 12/14/08 (td)
81	Hugh McElhenny, @ Chi., 12/17/61 (td)
81	Bob Grim, vs. NYG, 11/5/67
78	Leo Lewis, vs. Atl., 11/22/87 (td)
76	Ed Sharockman, vs. LA Rams, 10/16/66
74	David Palmer, @ Det., 11/23/95 (td)
71	Meweide Moore, @ NVG, 11/13/05 (td)
<b>Longest Punt Return, Opponent (All TDs)</b>	
89	Devin Hester, @ Chi., 10/14/07
87	Eddie Payton, @ Det., 12/17/77
78	Dexter Carter, @ S.F., 12/18/95
<b>AVERAGE YARDAGE</b>	
<b>Career (50 returns)</b>	
10.4	Meweide Moore, 2004-07 (74-768)
9.9	David Palmer, 1994-00 (162-1,610)
9.3	Leo Lewis, 1981-91 (194-1,812)
<b>Season (Qualifiers)</b>	
13.2	David Palmer, 1995 (26-342)
13.1	David Palmer, 1997 (34-444)
12.5	Leo Lewis, 1987 (22-275)
<b>Season, Rookie (Qualifiers)</b>	
10.4	Tommy Mason, 1961 (14-146)
10.0	Charlie West, 1968 (20-201)
7.9	Nick Davis, 2002 (24-190)
<b>Game (3 returns)</b>	
35.6	Charlie West, vs. Wash., 11/3/68 (3-107)
29.0	Meweide Moore, @ NVG, 11/13/05 (3-87)
26.0	Troy Taylor, vs. Det., 11/30/00 (3-78)
<b>Game, Opponent (3 returns)</b>	
35.2	Reggie Bush @ N.O., 10/6/08 (5-176)
<b>TOUCHDOWNS</b>	
<b>Career</b>	
2	David Palmer, 1994-00
2	Meweide Moore, 2004-07
1	Billy Butler, 1962-64
1	Leo Lewis, 1981-91
1	Hugh McElhenny, 1961-62
1	Charlie West, 1968-73
1	Randy Moss, 1998-04, 10
1	Nate Burleson, 2003-05
1	Bernard Berrian, 2008-10



**Season**

- 1 Hugh McElhenny, 1961
- 1 Billy Butler, 1963
- 1 Charlie West, 1968
- 1 Leo Lewis, 1987
- 1 David Palmer, 1995
- 1 David Palmer, 1996
- 1 Randy Moss, 1999
- 1 Nate Burleson, 2004
- 1 Mewelde Moore, 2005
- 1 Mewelde Moore, 2006
- 1 Bernard Berrian, 2008

**Game**

- 1 Hugh McElhenny, @ Chi., 12/17/61
- 1 Billy Butler, vs. S.F., 9/29/63
- 1 Charlie West, vs. Wash., 11/3/68
- 1 Leo Lewis, vs. Atl., 11/22/87
- 1 David Palmer, @ Det., 11/23/95
- 1 David Palmer, @ NVG, 9/29/96
- 1 Randy Moss, @ K.C., 12/12/99
- 1 Nate Burleson, @ Ind., 11/8/04
- 1 Mewelde Moore, @ NVG, 11/13/05
- 1 Mewelde Moore, vs. N.E., 10/30/06
- 1 Bernard Berrian, @ Ari., 12/14/08

**KICKOFF RETURNS**

**Most Seasons Leading Team**

- 5 Darrin Nelson, 1983-84, '89, '91-92
- 4 Qadry Ismail, 1993-96

**Most Consecutive Seasons Leading**

- 4 Qadry Ismail, 1993-96
- 3 Billy Butler, 1962-64
- 3 Brent McClanahan, 1973-75

**RETURNS**

**Career**

- 159 Darrin Nelson, 1982-89, 1991-92
- 147 Qadry Ismail, 1993-96
- 145 David Palmer, 1994-00

**Season**

- 53 Eddie Payton, 1980
- 53 George "Buster" Rhymes, 1985
- 50 David Palmer, 1998

**Season, Rookie**

- 53 Buster Rhymes, 1985
- 42 Qadry Ismail, 1993
- 42 Percy Harvin, 2009
- 40 Kevin Miller, 1978

**Game**

- 9 Nate Jacquet, @ Phi., 11/11/01
- 8 Qadry Ismail, @ Det., 11/23/95
- 8 Troy Walters, vs. G.B., 12/17/00
- 8 Troy Walters, @ N.O., 10/7/01
- 8 Nate Jacquet, vs. Jack., 12/23/01
- 8 Bethel Johnson, vs. StL., 12/31/06
- 8 Lorenzo Booker, vs. Chi., 12/20/10

**Game, Opponent**

- 8 Vernon Turner, @ T.B., 10/30/94
- 8 Tyrone Hughes, @ N.O., 11/19/95
- 8 Roell Preston, @ G.B., 10/5/98
- 8 Corey Harris, @ Balt., 12/13/98
- 8 Charlie Rogers, vs. Buf., 9/15/02
- 8 Ahmad Bradshaw, @ NVG, 11/25/07
- 8 Domenik Hixon, vs. NVG, 1/3/10

**YARDS**

**Career**

- 3,619 Darrin Nelson, 1982-89, 1991-92
- 3,274 David Palmer, 1994-00
- 3,273 Qadry Ismail, 1993-96

**Season**

- 1,345 Buster Rhymes, 1985
- 1,221 Koren Robinson, 2005
- 1,184 Eddie Payton, 1980

**Season, Rookie**

- 1,345 Buster Rhymes, 1985
- 1,156 Percy Harvin, 2009
- 902 Qadry Ismail, 1993

**Game**

- 237 Nate Jacquet, @ Phi., 11/11/01
- 225 Bethel Johnson, vs. StL., 12/31/06
- 216 Robert Smith, @ Det., 12/17/94

**Game, Opponent**

- 256 Roell Preston, @ G.B., 10/5/98
- 243 Corey Harris, @ Balt., 12/13/98
- 242 Vernon Turner, @ T.B., 10/30/94

**Longest Kickoff Return**

- 104 Aundrae Allison, vs. Det., 12/2/07 (td)
- 101 Lance Rentzel, vs. Balt., 11/14/65 (td)
- 101 Percy Harvin, vs. S.F., 9/27/09 (td)
- 99 Eddie Payton, vs. Oak., 9/14/81 (td)
- 96 Clinton Jones, vs. NVG 11/5/67 (td)

- 95 Percy Harvin, vs. Dal., 10/17/10 (td)
- 93 Herschel Walker, @ Phi., 11/19/89 (td)
- 92 Dave Osborn, @ LA Rams, 10/3/65
- 88 Buster Rhymes, vs. Phi., 12/22/85
- 88 David Palmer, @ Balt., 12/13/98 (td)
- 88 Percy Harvin, @ Pitt., 10/25/09 (td)

**Longest Kickoff Return, Opponent (All TDs)**

- 103 Abe Woodson, @ S.F., 9/29/63
- 101 Don McCall, @ Pitt., 11/23/69
- 101 Dave Hampton, @ G.B., 10/4/70
- 101 Roell Preston, @ G.B., 10/5/98

**AVERAGE YARDAGE**

**Career (75 returns)**

- 25.5 Charlie West, 1968-73 (78-1991)
- 25.5 Percy Harvin, 2009-10 (82-2,089)
- 24.8 Clinton Jones, 1967-72 (89-2,209)
- 22.8 Darrin Nelson, 1982-89, '91-92 (159-3,619)

**Season (Qualifiers)**

- 28.7 Aundrae Allison, 2007 (20-574)
- 27.5 Percy Harvin, 2009 (42-1,156)
- 26.3 John Gilliam, 1972 (14-369)

**Season, Rookie (Qualifiers)**

- 28.7 Aundrae Allison, 2007 (20-574)
- 27.5 Percy Harvin, 2009 (42-1,156)
- 26.2 Lance Rentzel, 1965 (23-602)

**Game (3 returns)**

- 48.0 Aundrae Allison, vs. Det., 12/2/07 (3-144)
- 45.0 Percy Harvin, vs. S.F., 9/27/09 (4-180)
- 44.7 Percy Harvin, vs. Dal., 10/17/10 (3-134)

**Game, Opponent (3 returns)**

- 57.0 Tyrone Hughes, vs. N.O., 11/28/93 (3-171)
- 45.8 Michael Lewis, @ N.O., 12/15/02 (4-183)

**TOUCHDOWNS**

**Career**

- 3 Percy Harvin, 2009-10

**Season**

- 2 Percy Harvin, 2009

**Game**

- 1 14 times, last by Percy Harvin, vs. Dal., 10/17/10

**Game, Opponent**

- 1 Many times, last by LaRod Stephens-Howling, vs. Ari., 11/7/10

**COMBINED KICK RETURNS**

**MOST RETURNS**

**Career**

- 307 David Palmer, 1994-00 (p-162, k-145)
- 202 Leo Lewis, 1981-91 (p-194, k-8)
- 201 Charlie West, 1968-73 (p-123, k-78)

**Season**

- 88 Kevin Miller, 1978 (p-48, k-40)
- 87 Eddie Payton, 1980 (p-34, k-53)
- 78 David Palmer, 1998 (p-28, k-50)

**Game**

- 11 David Palmer, vs. G.B., 12/11/97 (p-5, k-6)
- 10 Darrin Nelson, vs. Chi., 11/25/84 (p-3, k-7)

**Game, Opponent**

- 10 Tyrone Hughes, vs. Chi., 11/9/97 (p-5, k-5)

**YARDS GAINED**

**Career**

- 4,884 David Palmer, 1994-00, (p-1,610, k-3,274)
- 3,932 Darrin Nelson, 1982-89, 1991-92 (p-313, k-3,619)
- 3,273 Qadry Ismail, 1993-96 (k-3,273)

**Season**

- 1,465 David Palmer, 1998 (p-289, k-1,176)
- 1,435 Eddie Payton, 1980 (p-251, k-1,184)
- 1,345 Buster Rhymes, 1985 (p-0, k-1,345)

**Game**

- 237 Nate Jacquet, @ Phil., 11/11/01 (p-0, k-237)
- 225 Bethel Johnson, vs. StL., 12/31/06 (p-0, k-225)
- 217 Jimmy Edwards, vs. Chi., 10/21/79 (p-46, k-171)

**Game, Opponent**

- 289 Eddie Payton, @ Det., 12/17/77 (p-105, k-184)

**TOUCHDOWNS**

**Career**

- 3 Percy Harvin, 2009-10 (p-0, k-3)
- 3 David Palmer, 1994-00 (p-2, k-1)
- 2 Mewelde Moore, 2004-07 (p-2, k-0)

**Season**

- 2 Percy Harvin, 2009 (k-2)

**Game**

- 1 Many times, last by Percy Harvin, vs. Dal., 10/17/10

**Game, Opponent**

- 2 Eddie Payton, @ Det., 12/17/77 (p-1,k-1)
- 2 Reggie Bush, @ N.O., 10/6/08 (p-2)

**COMBINED NET YARDS**

*Rushing, receiving, interception returns, kickoff returns, punt returns and fumble returns*

**Most Seasons Leading Team**

- 6 Chuck Foreman, 1973-78
- 4 Bill Brown, 1964-66, 1968

**Consecutive Seasons Leading Team**

- 6 Chuck Foreman, 1973-78
- 3 Many times, last by Qadry Ismail, 1993-95

**ATTEMPTS**

**Career**

- 1,931 Bill Brown, 1962-74
- 1,867 Chuck Foreman, 1973-79
- 1,609 Robert Smith, 1993-00

**Season**

- 385 Adrian Peterson, 2008
- 357 Ted Brown, 1981
- 357 Adrian Peterson, 2009

**Game**

- 39 Ted Brown vs. T.B., 11/8/81 (ru-31, re-8)
- 37 Chuck Foreman vs. S.D., 11/23/75 (ru-33, re-4)
- 35 Chuck Foreman vs. NVJ, 10/12/75 (ru-25, re-9, rt-1)
- 35 Scottie Graham, vs. K.C., 12/26/93 (ru-33, re-2)
- 35 Michael Bennett, vs. Chi. 10/27/02 (ru-29, re-6)

**YARDS**

**Career**

- 12,410 Cris Carter, 1990-01
- 10,365 Darrin Nelson, 1982-89, 1991-92
- 9,670 Randy Moss, 1998-04, '10

**Season**

- 2,081 Percy Harvin, 2009 (ru-135, re-790, rt-1,156)
- 2,051 Herschel Walker, 1990 (ru-770, re-315, rt-966)
- 2,021 Adrian Peterson, 2007 (ru-1,341, rt-412, re-268)

**Season, Rookie**

- 2,081 Percy Harvin, 2009 (ru-135, re-790, rt-1,156)
- 2,021 Adrian Peterson, 2007 (ru-1,341, rt-412, re-268)
- 1,514 Alfred Anderson, 1984 (ru-773, rt-639, re-102)

**Game**

- 361 Adrian Peterson, @ Chi., 10/14/07 (ru-224, rt-128, re-9)
- 315 Adrian Peterson, vs. S.D., 11/4/07 (ru-296, re-19)
- 278 Darrin Nelson, vs. G.B., 11/13/83 (ru-119, re-137, rt-22)

**INTERCEPTIONS BY**

**Most Seasons Leading Team**

- 4 Ed Sharockman, 1962-63, 1965, 1970
- 4 Bobby Bryant, 1968, 1972, 1977-78
- 4 Joey Browner, 1987, 1989-91

**Most Consecutive Seasons Leading Team**

- 3 Joey Browner, 1989-91
- 3 Darren Sharper, 2005-07

**Career**

- 53 Paul Krause, 1968-79
- 51 Bobby Bryant, 1967-80
- 40 Ed Sharockman, 1962-72

**Season**

- 10 Paul Krause, 1975
- 9 Orlando Thomas, 1995
- 9 Brian Russell, 2003
- 9 Darren Sharper, 2005
- 8 Bobby Bryant, 1969
- 8 Issiac Holt, 1986
- 8 Carl Lee, 1988
- 8 Audray McMillian, 1992
- 8 Corey Chavous, 2003

**Season, Rookie**

- 9 Orlando Thomas, 1995
- 6 George Rose, 1964
- 5 Rip Hawkins, 1961



**Game**  
3 Many times, last time by Darren Sharper, @ NYC, 11/13/05

**Game, Opponent**

3 Many times, last time by Deltha O'Neal, @ Cin., 9/18/05

**Consecutive Games With Interception**

6 Paul Krause, 1968  
6 Brian Russell, 2003  
4 Issiac Holt, 1986  
4 Carl Lee, 1988  
4 Orlando Thomas, 1995

**YARDS**

**Career**

852 Paul Krause, 1968-79  
804 Ed Sharockman, 1962-72  
749 Bobby Bryant, 1967-80

**Season**

276 Darren Sharper, 2005  
242 Jimmy Hitchcock, 1998  
236 Charlie West, 1971

**Season, Rookie**

135 Dewayne Washington, 1994  
108 Orlando Thomas, 1995  
85 Tim Newton, 1985

**Game**

123 Darren Sharper, @ NYC, 11/13/05  
112 Dwight Smith, @ NYC, 11/25/07  
97 Reggie Rutland, vs. LA Rams, 12/15/91

**Game, Opponent**

151 Tommy Myers, @ N.O., 9/3/78  
116 Marcus Turner, @ NY Jets, 11/20/94

**Longest Returns**

97 Reggie Rutland, vs. LA Rams, 12/15/91 (td)  
94 Walker Lee Ashley, vs. Chi., 12/19/88 (td)  
93 Dwight Smith, @ NYC, 11/25/07 (td)  
92 Darren Sharper, @ NYC, 11/13/05 (td)  
90 Issiac Holt, vs. Det., 10/8/89 (td)  
89 Charlie West, @ Chi., 12/19/71  
88 Darren Sharper, vs. T.B., 9/11/05 (td)  
84 Jack Del Rio, @ Chi., 11/2/92 (td)  
81 Dewayne Washington, @ Chi., 9/18/94 (td)

**Longest Return, Opponent (all TDs)**

100 Barry Wilburn, vs. Wash., 12/26/87  
97 Tommy Myers, @ N.O., 9/3/78

**TOUCHDOWNS**

**Career**

3 Rip Hawkins, 1961-65  
3 Ed Sharockman, 1962-72  
3 Bobby Bryant, 1967-80  
3 Joey Browner, 1983-91  
3 Audray McMillian, 1989-93  
3 Dewayne Washington, 1994-97  
3 Jimmy Hitchcock, 1998-99  
3 Darren Sharper, 2005-08

**Season**

3 Jimmy Hitchcock, 1998  
2 Rip Hawkins, 1964  
2 Carl Lee, 1988  
2 Audray McMillian, 1992  
2 Anthony Parker, 1994  
2 Dewayne Washington, 1994  
2 Darren Sharper, 2005  
2 Kevin Williams, 2007

**FUMBLES**

**OPPONENTS' FUMBLES RECOVERED**

**Career**

29 Jim Marshall, 1961-79  
23 Carl Eller, 1964-78  
19 Matt Blair, 1974-85  
18 Alan Page, 1967-78

**Season**

9 Don Hultz, 1963  
7 Alan Page, 1970  
6 Fred McNeil, 1978

**Game**

3 Joey Browner, vs. S.F., 9/8/85  
2 Many times, last by Brian Robinson, vs. Buf., 12/5/10

**Longest Fumble Returns (All TDs)**

94 Dwayne Rudd, vs. Chi., 12/6/98  
88 Ed Sharockman, @ Det., 12/9/62  
77 Kevin Williams, vs. Jack., 11/28/04  
70 Paul Krause, @ Det., 12/14/75  
65 Alan Page, @ Chi., 10/11/70  
65 Willie Teal, @ Phil., 12/11/85

**Longest Fumble Returns, Opponents (All TDs)**

99 Adrian Wilson, vs. Ari., 11/26/06

90 Aeneas Williams, @ St. L., 11/30/03

80 Bobby Jackson, vs. NY Jets, 12/26/82

**OPPONENTS' FUMBLES**

**RETURNED FOR TOUCHDOWNS**

**Career**

2 Roy Winston, 1962-76  
2 Paul Krause, 1968-79  
2 Charlie Johnson, 1982-84  
2 Chris Martin, 1983-88  
2 Henry Thomas, 1987-92  
2 Anthony Parker, 1992-94  
2 Orlando Thomas, 1995-01  
2 Dwayne Rudd, 1997-00  
2 Kevin Williams, 2003-10  
2 Antoine Winfield, 2004-10

**Season**

2 Dwayne Rudd, 1998

**SACKS**

**Most Seasons Leading Team**

9 John Randle, 1991, 1993-00  
6 Jim Marshall, 1961-66  
6 Alan Page, 1967-68, 1971, 1975-77  
6 Chris Doleman, 1987-90, 1992-93

**Most Consecutive Seasons Leading Team**

8 John Randle, 1993-00  
6 Jim Marshall, 1961-66  
4 Doug Martin, 1980-83  
4 Chris Doleman, 1987-90

**TOTAL SACKS**

**Career**

130 Carl Eller, 1964-78  
127 Jim Marshall, 1961-79  
114 John Randle, 1990-00

**Season**

21 Chris Doleman, 1989  
18 Alan Page, 1976  
18 Keith Millard, 1989

**Season, Rookie**

11.0 Keith Millard, 1985  
10.5 Kevin Williams, 2003  
8.5 Alan Page, 1967

**Game**

5.0 Randy Holloway, vs. Atl., 9/16/84  
4.5 Jared Allen, vs. C.B., 10/5/09  
4.0 Many times, last by Kevin Williams, vs. Det., 10/12/08

**Game, Rookie**

3.0 Kevin Williams, @ Ari., 12/28/03  
2.5 Gerald Robinson, vs. Chi., 10/19/86

**Game, Opponent**

4.0 Many times, last by Peter Boulware, @ Balt., 1/7/02

**TACKLES**

**COMBINED TACKLES (DEFENSE & SPECIAL TEAMS TACKLES)**

**Career**

1,981 Scott Studwell, 1977-90  
1,452 Matt Blair, 1974-85  
1,382 Jeff Siemon, 1972-82

**DEFENSIVE TACKLES**

**Career**

1,928 Scott Studwell, 1977-90  
1,404 Matt Blair, 1974-85  
1,375 Jeff Siemon, 1972-82

**Season**

230 Scott Studwell, 1981  
229 Jeff Siemon, 1978  
220 Matt Blair, 1981

**Game**

24 Scott Studwell, @ Det., 11/17/85  
21 Scott Studwell, @ Pitt., 9/24/89  
21 Ed McDaniel, @ C.B., 9/4/94

**SOLO COMBINED TACKLES**

**Career**

1,308 Scott Studwell, 1977-90  
1,008 Jeff Siemon, 1972-82  
986 Matt Blair, 1974-85

**Season**

170 Jeff Siemon, 1978  
156 Scott Studwell, 1981  
153 Scott Studwell, 1980

**Game**

18 Rip Hawkins, vs. Det., 11/18/62  
18 Rip Hawkins, vs. S.F., 12/2/62  
17 Rip Hawkins, vs. Balt., 11/12/61

**ASSISTED COMBINED TACKLES**

**Career**

673 Scott Studwell, 1977-90  
466 Matt Blair, 1974-85  
386 Fred McNeil, 1974-85

**Season**

97 Scott Studwell, 1985  
88 Mike Merrinweather, 1991  
83 Scott Studwell, 1983

**Game**

13 Wally Hilgenberg, @ Chi., 10/23/72  
13 Scott Studwell, vs. T.B., 9/30/90

**SPECIAL TEAMS TACKLES**

**Career**

147 Chris Walsh, 1994-02  
140 Harold Morrow, 1996-02  
120 Walker Lee Ashley, 1983-88  
113 Keith Nord, 1979-85  
113 Heath Farwell, 2005-10

**Season**

38 Joey Browner, 1989  
35 Nate Allen, 1977  
32 Harold Morrow, 1997  
32 Heath Farwell, 2007

**Game**

7 Heath Farwell, @ NYC, 11/25/07  
6 Wymon Henderson, vs. Det., 11/6/88

**BLOCKED KICKS**

**Career**

20 Matt Blair, 1974-85  
16 Alan Page, 1967-78  
10 Tim Irwin, 1981-93  
9 Carl Eller, 1964-78

**Season**


5 Alan Page, 1976  
5 Matt Blair, 1979

**Game**

2 Alan Page, vs. Pitt., 10/4/76  
2 Matt Blair, vs. Dal., 10/7/79  
2 Matt Blair, @ C.B., 11/11/79  
2 Matt Blair, vs. Oak., 9/14/81  
2 Tim Irwin, @ Atl., 12/15/85  
2 Neil Elshire, @ Wash., 11/2/86  
2 Tim Irwin, @ Den., 11/14/93

**Game, Opponent**

1 Many times, last time by Israel Idonije, @ Chi., 12/28/09



Chris Doleman and Henry Thomas were anchors to the Vikings' defense in the late 1980s and early 1990s. Doleman set the team record with 21.0 sacks in 1989.

KICKOFF EXECUTIVES STAFF COACHES PLAYERS ROOKIES RECORDS PLAYOFF RECORDS HISTORY EXTRA POINTS

# VIKINGS BIG DAYS

## RUSHING

- 296 Adrian Peterson, vs. S.D., 11/4/07 (30 att.)
- 224 Adrian Peterson @ Chi., 10/14/07 (20 att.)
- 200 Chuck Foreman @ Phil., 10/24/76 (28 att.)
- 192 Adrian Peterson, vs. G.B., 11/9/08 (30 att.)
- 180 Adrian Peterson, @ Cle., 9/13/09 (25 att.)
- 179 Ted Brown @ G.B., 10/23/83 (29 att.)
- 172 Robert Smith @ St. Louis, 9/19/98 (23 att.)
- 172 Terry Allen @ Pitt., 12/2/92 (33 att.)
- 170 Robert Smith @ Chi., 10/15/00 (15 att.)
- 169 Robert Smith @ Buf., 8/31/97 (16 att.)
- 169 Chester Taylor @ Sea., 10/22/06 (24 att.)
- 167 Michael Bennett vs. NYG, 11/10/02 (15 att.)
- 166 Scottie Graham vs. K.C., 12/26/93 (33 att.)
- 165 Adrian Peterson, @ Ari., 12/14/08 (28 att.)
- 164 Chester Taylor vs. Oak., 11/18/07 (27 att.)
- 164 Robert Smith vs. Ind., 12/21/97 (12 att.)
- 160 Adrian Peterson, vs. Ind., 9/14/08 (29 att.)
- 160 Adrian Peterson, vs. Det., 9/26/10 (23 att.)
- 159 Terry Allen @ Chi., 9/18/94 (22 att.)
- 158 Chuck Foreman @ Det., 12/10/97 (33 att.)
- 155 Dave Osborn vs. M.C., 12/13/67 (21 att.)
- 155 Clinton Jones vs. Atl., 11/28/71 (22 att.)
- 150 Chuck Foreman vs. Chi., 10/16/77 (26 att.)
- 148 Chuck Foreman vs. Pitt., 10/4/76 (27 att.)
- 148 Herschel Walker vs. G.B., 10/15/89 (21 att.)
- 148 Robert Smith @ Dal., 11/23/00 (18 att.)
- 148 Oterrio Smith @ Chi., 12/14/03 (27 att.)
- 146 Tommy Mason vs. Balt., 11/17/63 (12 att.)
- 146 Darrin Nelson vs. G.B., 11/10/85 (21 att.)
- 146 Robert Smith @ NYG, 12/26/99 (16 att.)
- 146 Oterrio Smith vs. K.C., 12/10/03 (21 att.)
- 145 Adrian Peterson, vs. Mia., 9/19/10 (28 att.)
- 143 Tommy Mason @ Balt., 12/16/62 (20 att.)
- 143 Adrian Peterson, vs. Bal., 10/18/02 (22 att.)
- 140 Terry Allen @ G.B., 9/5/92 (12 att.)
- 139 Dave Osborn vs. Chi., 12/5/70 (29 att.)
- 139 Scottie Graham @ G.B., 11/19/93 (30 att.)
- 139 Adrian Peterson, vs. Hou., 11/2/08 (25 att.)
- 138 Tommy Mason @ Det., 12/19/62 (16 att.)
- 138 Bill Brown @ Cle., 10/31/65 (26 att.)
- 138 Melwede Moore vs. Tenn., 10/24/04 (20 att.)
- 137 Tommy Mason vs. Balt., 9/13/64 (20 att.)
- 137 Robert Smith vs. N.O., 11/18/98 (20 att.)
- 135 Chester Taylor vs. Ari., 11/26/06 (27 att.)
- 134 Robert Smith vs. Det., 10/25/98 (19 att.)
- 134 Robert Smith @ Det., 10/1/00 (16 att.)
- 133 Chuck Foreman vs. Cinc., 11/13/77 (29 att.)
- 133 Robert Smith @ T.B., 10/13/96 (18 att.)
- 133 Adrian Peterson, vs. Det., 11/15/09 (18 att.)
- 132 Robert Smith @ G.B., 9/21/97 (28 att.)
- 131 Adrian Peterson, vs. Chi., 11/30/08 (28 att.)
- 131 Adrian Peterson, @ G.B., 10/14/10 (28 att.)
- 130 Michael Bennett vs. G.B., 11/27/02 (19 att.)
- 129 Ted Brown vs. T.B., 11/8/81 (31 att.)
- 127 Chuck Foreman vs. S.D., 11/25/75 (33 att.)
- 127 Terry Allen vs. T.B., 11/3/91 (14 att.)
- 126 Herschel Walker @ T.B., 12/8/91 (16 att.)
- 125 Herschel Walker @ Atl., 9/8/91 (25 att.)
- 125 Robert Smith vs. Phil., 9/28/91 (25 att.)
- 125 Artose Pinner @ Det., 12/10/06 (29 att.)
- 124 Tommy Mason vs. Pitt., 10/18/64 (20 att.)
- 124 Oscar Reed vs. Det., 11/12/72 (23 att.)
- 123 Raymond Hayes vs. LA Rams, 12/31/61 (18 att.)
- 123 Chester Taylor vs. Det., 10/8/06 (26 att.)
- 122 Chuck Foreman @ N.O., 9/3/78 (18 att.)
- 122 Darrin Nelson vs. Det., 11/3/85 (25 att.)
- 122 Robert Smith @ G.B., 11/9/00 (24 att.)
- 122 Melwede Moore @ G.B., 11/21/05 (22 att.)
- 121 Mel Triplett @ Chi., 12/17/61 (15 att.)
- 121 Adrian Peterson, @ Chi., 10/19/08 (22 att.)
- 120 Alfred Anderson @ Det., 9/23/84 (19 att.)
- 120 Robert Smith vs. Car., 10/12/97 (23 att.)
- 120 Michael Bennett @ G.B., 12/8/02 (19 att.)
- 119 Darrin Nelson vs. G.B., 11/13/83 (16 att.)
- 118 Dave Osborn @ Chi., 12/18/66 (19 att.)
- 118 Darrin Nelson vs. Cle., 10/26/86 (22 att.)
- 118 Darrin Nelson @ Dal., 11/26/87 (16 att.)
- 118 Robert Smith @ K.C., 12/12/99 (21 att.)
- 118 Adrian Peterson, @ Phil., 12/28/10 (22 att.)
- 117 Bill Brown vs. Chi., 10/16/65 (15 att.)
- 117 Chuck Foreman @ N.O., 11/16/75 (24 att.)
- 117 Robert Smith vs. Ariz., 11/12/00 (20 att.)
- 116 Chuck Foreman vs. Chi., 9/23/73 (16 att.)
- 116 Adrian Peterson vs. Det., 12/2/07 (15 att.)
- 115 Bill Brown @ Dal., 9/25/66 (20 att.)
- 115 Dave Osborn vs. NYG, 11/5/67 (16 att.)
- 115 Robert Smith vs. Det., 10/31/93 (23 att.)
- 115 Robert Smith @ Pitt., 9/24/95 (15 att.)

- 115 Scottie Graham @ Cinn., 12/24/95 (25 att.)
- 110 Robert Smith vs. Det., 11/30/00 (17 att.)
- 114 Chuck Foreman @ Det., 10/17/73 (16 att.)
- 114 Michael Bennett @ T.B., 11/3/02 (10 att.)
- 113 Ted Brown @ Chi., 9/21/80 (22 att.)
- 113 Terry Allen vs. Mia., 9/25/94 (15 att.)
- 113 Terry Allen @ T.B., 10/30/94 (17 att.)
- 113 Robert Smith vs. Det., 9/1/96 (22 att.)
- 113 Michael Bennett, vs. Tenn., 12/9/01 (16 att.)
- 113 Chester Taylor, vs. Car., 9/17/06 (24 att.)
- 112 Adrian Peterson vs. G.B., 9/30/07 (12 att.)
- 112 Robert Smith vs. Det., 9/10/95 (20 att.)
- 111 Adrian Peterson vs. G.B., 12/10/08 (25 att.)
- 110 Bill Brown vs. Chi., 9/29/68 (12 att.)
- 109 Ted Brown @ G.B., 9/27/81 (21 att.)
- 109 Robert Smith vs. Chi., 9/3/00 (14 att.)
- 109 Melwede Moore @ N.O., 10/17/04 (15 att.)
- 108 Ted Brown @ Atl., 11/23/81 (16 att.)
- 108 Leroy Hoard vs. Oak., 11/17/96 (20 att.)
- 108 Moe Williams vs. Chi., 9/14/03 (21 att.)
- 107 Chuck Foreman @ Det., 10/19/75 (22 att.)
- 107 Robert Smith vs. Chi., 10/10/99 (12 att.)
- 107 Adrian Peterson, vs. Buf., 12/5/10 (16 att.)
- 106 Bill Brown @ Balt., 11/16/64 (14 att.)
- 106 Dave Osborn @ Chi., 10/12/69 (15 att.)
- 106 Michael Bennett vs. Chi., 10/27/02 (29 att.)
- 106 Michael Bennett vs. Det., 11/6/05 (18 att.)
- 105 Alfred Anderson @ Phi., 9/9/84 (20 att.)
- 105 Leroy Hoard vs. S.F., 10/19/97 (17 att.)
- 105 Adrian Peterson @ Det., 12/7/08 (22 att.)
- 104 Tony Galbreath @ Chi., 10/9/83 (16 att.)
- 104 Robert Smith vs. S.D., 11/28/99 (20 att.)
- 104 Michael Bennett @ G.B., 12/30/01 (25 att.)
- 103 Bill Brown vs. Balt., 9/13/64 (20 att.)
- 103 Bill Brown @ NYG, 12/16/64 (18 att.)
- 103 Dave Osborn @ Atl., 10/29/67 (19 att.)
- 103 Darrin Nelson vs. T.B., 11/5/87 (17 att.)
- 103 Herschel Walker vs. Den., 9/29/91 (12 att.)
- 103 Robert Smith vs. Wash., 10/18/98 (24 att.)
- 103 Robert Smith vs. Car., 11/9/00 (23 att.)
- 103 Michael Bennett vs. Sea., 12/7/03 (25 att.)
- 103 Adrian Peterson @ Atl., 9/9/07 (19 att.)
- 103 Adrian Peterson @ G.B., 9/8/08 (19 att.)
- 103 Adrian Peterson vs. NYG, 12/28/08 (21 att.)
- 102 Chuck Foreman @ Chi., 10/27/75 (26 att.)
- 102 Chuck Foreman vs. Atl., 11/9/75 (26 att.)
- 102 Robert Smith vs. Car., 10/6/96 (27 att.)
- 102 Moe Williams vs. Buf., 9/15/02 (17 att.)
- 102 Adrian Peterson @ K.C., 9/23/07 (25 att.)
- 101 Tommy Mason @ G.B., 12/5/65 (21 att.)
- 101 Clinton Jones vs. Atl., 9/14/68 (17 att.)
- 101 Bill Brown vs. Det., 11/11/73 (19 att.)
- 101 Chuck Foreman @ G.B., 11/27/77 (26 att.)
- 101 Chuck Foreman @ Dal., 10/26/78 (22 att.)
- 101 Leroy Hoard vs. T.B., 11/2/96 (20 att.)
- 101 Robert Smith vs. Det., 12/14/97 (20 att.)
- 101 Melwede Moore vs. N.O., 9/25/95 (23 att.)
- 101 Robert Smith vs. Jax., 12/20/98 (19 att.)
- 101 Chester Taylor @ S.F., 12/9/07 (8 att.)
- 100 Chuck Foreman vs. G.B., 12/18/73 (19 att.)
- 100 Chuck Foreman vs. Sea., 11/14/76 (17 att.)
- 100 Ted Brown vs. Dal., 1/3/83 (29 att.)
- 100 Terry Allen vs. G.B., 12/27/92 (20 att.)

## Career 100-Yard Rushing Games

No.	Player	W-L
29.	Robert Smith	22-7
28.	Adrian Peterson	17-1
17.	Chuck Foreman	16-7
9.	Michael Bennett	5-4
8.	Bill Brown	4-4
7.	Terry Allen	7-0
6.	Tommy Mason	2-4
6.	Dave Osborn	3-3
6.	Ted Brown	5-1
6.	Darrin Nelson	3-3
5.	Chester Taylor	6-0
4.	Herschel Walker	3-1
4.	Melwede Moore	4-0
3.	Scottie Graham	2-1
3.	Leroy Hoard	3-0
2.	Clinton Jones	2-0
2.	Alfred Anderson	2-0
2.	Moe Williams	1-1
2.	Oterrio Smith	1-1
1.	Ray Hayes	1-0
1.	Mel Triplett	0-1
1.	Oscar Reed	1-0
1.	Tony Calbreath	1-0
1.	Artose Pinner	1-0

## PASSING

- 490 Tommy Kramer @ Wash., 11/2/86 (20 of 35)
- 456 Tommy Kramer vs. Cle., 12/14/80 (38 of 49)
- 449 Joe Kapp vs. Balt., 9/28/69 (28 of 43)
- 446 Brett Favre vs. Ari., 11/7/10 (36 of 47)
- 444 Tommy Kramer @ S.D., 10/11/81 (27 of 43)
- 442 Randall Cunningham @ G.B., 10/5/98 (20 of 32)
- 436 Tommy Kramer vs. Chi., 9/19/85 (28 of 55)
- 425 Daunte Culpepper @ N.O., 11/7/04 (26 of 37)
- 420 Warren Moon vs. N.O., 11/6/94 (33 of 57)
- 407 Fran Tarkenton @ S.F., 10/17/04 (26 of 34)
- 404 Daunte Culpepper @ Det., 12/19/04 (25 of 35)
- 400 Warren Moon vs. NY Jets, 11/20/94 (33 of 50)
- 396 Daunte Culpepper @ Oak., 11/16/03 (27 of 49)
- 396 Daunte Culpepper @ Hou., 10/10/04 (36 of 50)
- 395 Tommy Kramer vs. Atl., 9/7/80 (30 of 42)
- 392 Brett Favre vs. Chi., 11/29/09 (32 of 48)
- 391 Wade Wilson vs. Det., 11/6/88 (28 of 35)
- 386 Tommy Kramer @ T.B., 10/7/84 (27 of 47)
- 384 Warren Moon @ Det., 11/23/95 (30 of 47)
- 384 Tommy Kramer vs. G.B., 11/29/81 (38 of 55)
- 374 Wade Wilson @ T.B., 12/16/90 (24 of 39)
- 374 Jeff George @ Chi., 11/14/99 (25 of 44)
- 370 Daunte Culpepper @ S.D., 11/9/03 (32 of 44)
- 366 Sean Salisbury @ Den., 11/14/93 (19 of 37)
- 364 Randall Cunningham vs. Oak., 9/19/99 (23 of 39)
- 363 Jeff George vs. S.D., 11/28/99 (28 of 43)
- 363 Daunte Culpepper @ G.B., 11/14/04 (27 of 44)
- 361 Steve Dils @ T.B., 9/5/81 (37 of 62)
- 361 Wade Wilson vs. N.O., 12/21/86 (24 of 39)
- 360 Daunte Culpepper vs. Chi., 9/26/04 (19 of 30)
- 359 Randall Cunningham @ Dal., 11/26/98 (17 of 35)
- 359 Daunte Culpepper, vs. Car., 11/19/00 (22 of 29)
- 355 Warren Moon @ Ari., 10/2/94 (29 of 47)
- 355 Daunte Culpepper vs. Mia., 9/10/00 (23 of 37)
- 349 Warren Moon @ N.E., 11/13/94 (26 of 42)
- 349 Randall Cunningham vs. Chi., 12/6/98 (21 of 31)
- 348 Todd Bouman vs. Tenn., 12/9/01 (21 of 31)
- 347 Fran Tarkenton @ Wash., 11/30/75 (27 of 37)
- 347 Fran Tarkenton vs. Det., 11/7/76 (17 of 25)
- 347 Sean Salisbury vs. S.D., 11/7/93 (29 of 47)
- 345 Randall Cunningham @ Balt., 12/13/98 (32 of 55)
- 344 Brett Favre vs. Det., 11/15/09 (20 of 29)
- 343 Tommy Kramer @ St.L., 10/25/81 (25 of 55)
- 343 Daunte Culpepper @ Phi., 9/20/04 (37 of 47)
- 342 Tommy Kramer vs. Det., 11/28/82 (26 of 35)
- 342 Warren Moon @ Ari., 11/12/95 (24 of 43)
- 339 Wade Wilson vs. T.B., 11/30/86 (22 of 33)
- 338 Warren Moon vs. N.O., 11/19/95 (25 of 32)
- 335 Wade Wilson @ T.B., 10/23/88 (22 of 30)
- 335 Daunte Culpepper vs. G.B., 12/17/00 (23 of 38)
- 334 Brad Johnson vs. T.B., 9/14/97 (29 of 44)
- 334 Brett Favre @ Pitt., 10/25/09 (34 of 51)
- 333 Tommy Kramer vs. Det., 9/20/81 (25 of 42)
- 332 Warren Moon @ T.B., 10/15/95 (33 of 48)
- 332 Daunte Culpepper @ N.O., 10/7/01 (23 of 34)
- 330 Tommy Kramer @ Atl., 11/23/81 (24 of 47)
- 330 Daunte Culpepper @ St.L., 11/30/03 (33 of 47)
- 328 Tommy Kramer vs. NYJ, 12/26/82 (32 of 56)
- 327 Fran Tarkenton @ LA Rams, 10/16/66 (21 of 31)
- 326 Warren Moon vs. Mia., 9/25/94 (26 of 37)
- 324 Tommy Kramer vs. T.B., 11/16/80 (24 of 37)
- 322 Tommy Kramer @ S.F., 10/12/86 (26 of 41)
- 322 Daunte Culpepper vs. T.B., 9/30/01 (30 of 44)
- 321 Tommy Kramer vs. Phil., 12/22/85 (21 of 36)
- 311 Brett Favre @ Chi., 12/28/09 (26 of 40)
- 311 Fran Tarkenton vs. LA Rams, 11/19/72 (14 of 28)
- 318 Rich Gannon @ Cinn., 9/27/92 (25 of 32)
- 317 Fran Tarkenton vs. N.O., 12/1/74 (20 of 29)
- 317 Rich Gannon @ N.E., 10/20/91 (35 of 63)
- 316 Fran Tarkenton @ Oak., 12/17/78 (23 of 38)
- 316 Brad Johnson vs. N.O., 11/8/98 (28 of 38)
- 315 Brett Favre vs. NYG, 1/3/10 (25 of 31)
- 315 Tommy Kramer @ Atl., 12/15/85 (22 of 43)
- 314 Steve Dils @ St.L., 10/30/83 (27 of 38)
- 313 Daunte Culpepper @ T.B., 10/29/00 (20 of 53)
- 312 Brad Johnson @ NYJ, 11/23/97 (24 of 35)
- 312 Daunte Culpepper @ N.O., 12/15/02 (26 of 36)
- 312 Daunte Culpepper @ Det., 12/29/02 (21 of 29)
- 311 Fran Tarkenton vs. Chi., 9/20/64 (22 of 34)
- 311 Tommy Kramer vs. S.D., 10/20/85 (31 of 46)
- 309 Tommy Kramer vs. T.B., 12/8/85 (21 of 36)
- 309 Wade Wilson @ G.B., 11/26/89 (23 of 38)
- 309 Randall Cunningham vs. Chi., 10/10/99 (25 of 47)
- 308 Tommy Kramer @ N.E., 12/16/79 (35 of 61)
- 307 Fran Tarkenton @ N.O., 11/16/75 (25 of 39)
- 306 Warren Moon vs. Chi., 12/1/94 (27 of 48)
- 303 Steve Dils vs. G.B., 11/13/83 (21 of 37)
- 303 Wade Wilson vs. Cinn., 12/25/89 (19 of 35)

- 302 Daunte Culpepper vs. Ariz., 11/12/00 (25 of 32)
- 301 Brett Favre vs. S.F., 9/27/09 (24 of 46)
- 300 Daunte Culpepper vs. N.O., 9/25/05 (21 of 29)

### Career 300-Yard Passing Games

No.	Player	W-L
19.	Tommy Kramer	.....9-10
19.	Daunte Culpepper	.....11-8
10.	Warren Moon	.....5-5
9.	Fran Tarkenton	.....6-3
7.	Brett Favre	.....5-2
7.	Wade Wilson	.....5-2
6.	Randall Cunningham	..-4-2
3.	Steve Dils	.....0-3
3.	Brad Johnson	.....-1-2
2.	Rich Gannon	.....-1-1
2.	Sean Salisbury	.....-1-1
2.	Jeff George	.....-2-0
1.	Joe Kapp	.....-1-0
1.	Todd Bouman	.....-1-0

### RECEIVING

210	Sammy White vs. Det., 11/7/76 (7 rec.)
204	Randy Moss @ Chi., 11/14/99 (12 rec.)
202	Paul Flatley @ S.F., 10/24/65 (7 rec.)
201	Sidney Rice vs. Det., 11/15/09 (7 rec.)
190	Randy Moss @ G.B., 11/05/98 (5 rec.)
188	Anthony Carter vs. Det., 11/6/88 (8 rec.)
184	Anthony Carter @ Dal., 11/26/87 (8 rec.)
179	Steve Jordan @ Wash., 11/2/86 (6 rec.)
177	Sammy White vs. Chi., 11/28/82 (10 rec.)
176	Sidney Rice vs. Bal., 10/18/09 (6 rec.)
174	Paul Flatley vs. Det., 11/24/63 (6 rec.)
172	Gene Washington vs. Balt., 9/28/69 (6 rec.)
172	Randy Moss vs. S.F., 9/28/03 (8 rec.)
171	Randy Moss vs. NYG, 11/19/01 (10 rec.)
168	Cris Carter vs. Mia., 9/17/00 (9 rec.)
168	Randy Moss @ Det., 10/10/07 (7 rec.)
167	Cris Carter @ Ari., 10/12/94 (14 rec.)
164	Anthony Carter vs. S.D., 11/7/93 (10 rec.)
163	Randy Moss @ Dal., 11/26/98 (3 rec.)
162	Hassan Jones @ T.B., 12/16/90 (7 rec.)
160	Ahmad Rashad vs. Atl., 9/7/80 (11 rec.)
160	Randy Moss @ St. L., 11/30/03 (10 rec.)
159	Leo Lewis @ Wash., 11/24/63 (6 rec.)
158	Randy Moss vs. Tenn, 12/9/01 (7 rec.)
157	Cris Carter @ Ari., 11/12/95 (12 rec.)
157	Jake Reed vs. N.O., 11/16/83 (6 rec.)
156	Paul Flatley vs. Balt., 11/17/63 (7 rec.)
155	Randy Moss vs. Det., 12/1/00 (5 rec.)
153	Jake Reed vs. Chi., 10/28/96 (11 rec.)
153	Randy Moss vs. G.B., 11/22/98 (8 rec.)
152	Gene Washington @ NYG, 9/21/69 (7 rec.)
152	Ahmad Rashad vs. S.F., 9/27/79 (9 rec.)
151	Ahmad Rashad @ Atl., 11/31/83 (7 rec.)
151	Cris Carter @ Phil., 10/15/90 (6 rec.)
151	Cris Carter vs. N.O., 11/6/94 (12 rec.)
151	Randy Moss vs. Den., 11/19/03 (10 rec.)
150	Jake Reed @ NY Jets, 11/23/97 (8 rec.)
150	Randy Moss @ G.B., 9/7/03 (3 rec.)
150	Marcus Robinson @ Hou., 10/10/04 (9 rec.)
149	Jake Reed @ Det., 11/23/95 (6 rec.)
148	Jake Reed @ Atl., 9/8/96 (4 rec.)
148	Koren Robinson @ Det., 12/4/05 (4 rec.)
146	Anthony Carter vs. Den., 11/4/90 (5 rec.)
144	Anthony Carter @ Atl., 11/25/85 (7 rec.)
144	James Brim vs. G.B., 10/4/87 (6 rec.)
143	Cris Carter @ Den., 10/31/99 (8 rec.)
144	Randy Moss @ Dall., 11/23/00 (7 rec.)
144	Randy Moss @ Pitt., 12/2/01 (8 rec.)
144	Randy Moss @ Det., 12/16/01 (7 rec.)
142	Jim Phillips vs. LA., 10/16/66 (6 rec.)
142	Ahmad Rashad vs. Cle., 12/14/80 (9 rec.)
142	Sammy White @ Buff., 9/16/82 (9 rec.)
142	Qadry Ismail vs. N.O., 11/19/95 (5 rec.)
142	Cris Carter @ Sea., 11/09/96 (7 rec.)
141	Anthony Carter @ G.B., 10/28/90 (9 rec.)
141	Cris Carter @ Chi., 11/14/99 (9 rec.)
141	Nate Burleson @ N.O., 11/14/04 (11 rec.)
140	Ted Brown vs. Det., 11/9/80 (9 rec.)
140	Sammy White vs. Oak., 9/14/81 (7 rec.)
140	Hassan Jones vs. Pitt., 9/21/86 (6 rec.)
139	John Gilliam vs. Chi., 11/25/73 (5 rec.)
139	John Gilliam @ N.O., 11/16/75 (6 rec.)
139	Sammy White vs. LA Rams, 9/19/76 (9 rec.)
139	Ahmad Rashad @ Det., 12/18/77 (8 rec.)
138	Cris Carter vs. Car., 11/19/00 (8 rec.)
137	Ray Poage vs. S.F., 9/29/63 (4 rec.)
137	John Henderson @ Bos., 12/13/70 (8 rec.)
137	Darrin Nelson vs. G.B., 11/13/83 (7 rec.)

137	Cris Carter vs. N.O., 11/19/95 (12 rec.)
136	Jim Lash vs. G.B., 11/17/74 (6 rec.)
136	Ahmad Rashad vs. G.B., 9/23/79 (9 rec.)
136	Cris Carter vs. T.B., 12/3/95 (6 rec.)
136	Cris Carter vs. S.D., 11/28/99 (11 rec.)
136	Randy Moss vs. G.B., 12/17/00 (4 rec.)
136	Visanthe Shiancoe vs. Atl., 12/21/08 (7 rec.)
136	Sidney Rice @ Pit., 10/25/09 (10 rec.)
135	Cris Carter @ Dall., 11/26/98 (7 rec.)
134	Rickey Young @ N.O., 9/3/78 (12 rec.)
134	Cris Carter @ Den., 11/14/93 (6 rec.)
134	Jake Reed @ Oak., 11/7/96 (4 rec.)
134	Jake Reed vs. Phil., 9/28/97 (6 rec.)
134	Randy Moss vs. Atl., 12/1/02 (9 rec.)
134	Nate Burleson @ N.O., 10/17/04 (6 rec.)
134	Nate Burleson @ Det., 12/19/04 (5 rec.)
133	Paul Flatley vs. G.B., 11/21/65 (6 rec.)
133	Gene Washington @ Chi., 10/27/68 (6 rec.)
133	Randy Moss vs. Sea., 12/7/03 (8 rec.)
132	Mike Jones @ LA Raiders, 10/14/84 (5 rec.)
132	Anthony Carter vs. Phil., 12/22/85 (6 rec.)
132	Hassan Jones @ Dall., 11/13/88 (3 rec.)
131	Chuck Foreman @ Dall., 10/6/74 (5 rec.)
131	Sammy White vs. Dall., 10/7/79 (7 rec.)
131	Jake Reed vs. T.B., 9/14/97 (6 rec.)
131	Randy Moss vs. G.B., 12/20/99 (5 rec.)
131	Cris Carter @ NYG, 12/26/99 (5 rec.)
131	Bernard Berrian vs. Det., 10/12/08 (5 rec.)
130	Charley Ferguson @ Chi., 11/11/62 (3 rec.)
130	Leo Lewis vs. Wash., 11/23/84 (7 rec.)
129	Randy Moss @ G.B., 11/6/00 (9 rec.)
129	John Henderson @ Atl., 12/20/70 (7 rec.)
129	John Gilliam vs. Det., 11/11/73 (5 rec.)
129	Jake Reed vs. G.B., 9/22/96 (7 rec.)
128	Bill Brown @ Chi., 12/13/64 (3 rec.)
127	Cris Carter vs. LA Raiders, 12/22/90 (8 rec.)
127	Jake Reed vs. Mia., 9/25/94 (9 rec.)
127	Randy Moss vs. S.D., 11/28/99 (7 rec.)
126	Bob Grim @ Det., 9/20/71 (7 rec.)
126	Moe Williams @ S.D., 11/9/03 (11 rec.)
126	Percy Harvin vs. Ari., 11/17/10 (9 rec.)
125	Randy Moss @ Det., 10/17/99 (10 rec.)
125	Randy Moss vs. NYG, 10/26/03 (7 rec.)
124	Anthony Carter @ Phil., 12/1/85 (5 rec.)
124	Cris Carter @ Cinn., 9/27/92 (11 rec.)
124	Cris Carter vs. Chi., 12/19/94 (9 rec.)
124	Cris Carter vs. Cle., 12/9/95 (8 rec.)
123	Gordon Smith @ S.F., 11/26/61 (3 rec.)
123	Anthony Carter @ T.B., 10/23/88 (6 rec.)
123	Anthony Carter vs. Hou., 9/10/89 (7 rec.)
122	Gene Washington @ Chi., 10/11/70 (8 rec.)
122	Randy Moss vs. Chi., 10/10/99 (8 rec.)
122	Bernard Berrian vs. Chi., 11/30/08 (4 rec.)
121	Ahmad Rashad vs. S.F., 12/4/77 (7 rec.)
121	Jake Reed vs. NYJ, 11/20/94 (5 rec.)
121	Cris Carter @ Buff., 8/31/97 (8 rec.)
120	Sammy White @ Mia., 12/11/76 (9 rec.)
120	Sammy White vs. T.B., 11/16/80 (6 rec.)
120	Terry LeCount @ S.D., 10/11/81 (6 rec.)
120	Sammy White @ St.L. Cards, 10/25/81 (7 rec.)
120	Randy Moss vs. T.B., 10/3/99 (4 rec.)
120	Randy Moss @ S.D., 11/9/03 (11 rec.)
119	Tommy Mason vs. LA Rams, 11/25/62 (5 rec.)
119	Gene Washington vs. Cle., 11/9/69 (7 rec.)
119	Jake Reed @ G.B., 9/21/97 (9 rec.)
119	Cris Carter @ G.B., 10/5/98 (8 rec.)
119	Cris Carter vs. Ariz., 11/12/00 (11 rec.)
119	Randy Moss vs. Chi., 10/27/02 (9 rec.)
119	Randy Moss vs. Chi., 9/26/04 (7 rec.)
118	Hugh McElhenry vs. G.B., 10/14/62 (5 rec.)
118	Paul Flatley vs. Chi., 10/2/66 (5 rec.)
118	Sam McCullum @ C., 12/14/74 (6 rec.)
118	Chuck Foreman vs. NYG, 10/17/76 (8 rec.)
118	Anthony Carter vs. Cinn., 12/25/89 (6 rec.)
118	Cris Carter vs. Pho. Cards, 10/13/91 (7 rec.)
118	Jake Reed @ Chi., 9/7/97 (12 rec.)
118	Randy Moss vs. T.B., 10/9/00 (5 rec.)
117	John Gilliam vs. N.E., 10/27/74 (5 rec.)
117	Ahmad Rashad vs. T.B., 10/28/79 (7 rec.)
117	Anthony Carter @ LA Rams, 9/20/87 (4 rec.)
117	Jake Reed @ T.B., 11/1/98 (6 rec.)
117	Qadry Ismail @ NYG, 10/19/92 (7 rec.)
116	Bill Brown @ LA Rams, 11/19/72 (5 rec.)
116	John Gilliam vs. Phil., 10/21/73 (6 rec.)
116	Rickey Young @ N.E., 12/16/79 (15 rec.)
116	Cris Carter vs. N.E., 11/2/97 (8 rec.)
116	Cris Carter vs. Dall., 11/8/99 (9 rec.)
116	Ahmad Rashad @ Oak., 12/17/78 (5 rec.)
115	Ted Brown vs. Det., 9/20/81 (9 rec.)
115	Joe Senser vs. NYJ, 12/26/82 (10 rec.)

115	Cris Carter vs. Hou. Oilers, 10/8/95 (12 rec.)
115	Cris Carter @ T.B., 10/29/00 (7 rec.)
115	Randy Moss vs. G.B., 11/17/02 (6 rec.)
115	Kelly Campbell @ Oak., 11/16/03 (4 rec.)
114	Cris Carter @ N.E., 10/20/91 (10 rec.)
113	Tommy Mason vs. Phil., 10/28/62 (4 rec.)
113	Anthony Carter vs. Phil., 9/25/88 (6 rec.)
113	Cris Carter @ Wash., 12/31/93 (7 rec.)
113	Randy Moss @ N.O., 12/15/02 (11 rec.)
113	Jeff Reichow vs. LA Rams, 12/3/61 (6 rec.)
112	Jim Lash vs. N.O., 12/1/74 (3 rec.)
112	Sammy White @ Chi., 12/6/81 (8 rec.)
112	Steve Jordan vs. G.B., 9/28/86 (6 rec.)
112	Cris Carter vs. G.B., 12/21/91 (7 rec.)
112	Sidney Rice vs. NYG, 11/15/09 (7 rec.)
111	John Gilliam vs. N.O., 11/5/72 (4 rec.)
111	John Gilliam vs. Chi., 12/3/72 (5 rec.)
111	Anthony Carter @ Det., 11/9/86 (5 rec.)
111	Cris Carter vs. Det., 11/24/91 (7 rec.)
111	Anthony Carter @ Den., 11/14/93 (4 rec.)
111	Cris Carter @ Buff., 12/11/94 (9 rec.)
111	Jake Reed @ Cinn., 12/24/95 (5 rec.)
111	Cris Carter @ Chi., 10/15/00 (7 rec.)
111	Cris Carter vs. Det., 10/14/01 (8 rec.)
111	Randy Moss vs. Buff., 9/15/02 (11 rec.)
111	Randy Moss vs. K.C., 12/20/03 (7 rec.)
110	Tony Galbreath vs. T.B., 11/6/83 (11 rec.)
110	Mike Jones @ T.B., 10/7/84 (6 rec.)
110	Terry Allen @ LA Rams, 11/29/92 (10 rec.)
110	Randy Moss vs. Buff., 10/22/00 (5 rec.)
110	Randy Moss vs. Mia., 12/21/02 (7 rec.)
110	Nate Burleson vs. G.B., 12/24/04 (2 rec.)
110	Bernard Berrian @ N.O., 10/6/08 (6 rec.)
109	Bill Brown vs. St.L., 10/8/67 (3 rec.)
109	John Gilliam @ Det., 9/24/72 (4 rec.)
109	John Gilliam vs. N.O., 12/1/74 (5 rec.)
109	Ahmad Rashad vs. Chi., 10/10/76 (7 rec.)
109	Ted Brown @ S.D., 10/11/81 (5 rec.)
109	Anthony Carter vs. Det., 10/15/92 (5 rec.)
109	Cris Carter vs. Wash., 10/18/98 (5 rec.)
109	Randy Moss @ Det., 12/9/02 (6 rec.)
108	Jake Reed @ G.B., 9/26/99 (6 rec.)
107	Paul Flatley @ G.B., 11/10/63 (3 rec.)
107	John Gilliam @ S.F., 10/14/73 (3 rec.)
107	Ahmad Rashad vs. Phil., 12/3/78 (9 rec.)
107	Terry LeCount vs. S.F., 9/8/83 (5 rec.)
107	Sammy White vs. Dall., 10/2/83 (3 rec.)
107	Jake Reed vs. Dall., 9/17/95 (7 rec.)
107	Cris Carter @ Chi., 9/7/97 (9 rec.)
107	Cris Carter vs. Buff., 10/22/00 (7 rec.)
106	Charley Ferguson @ Pitt., 11/3/62 (4 rec.)
106	Ray Poage vs. G.B., 10/13/63 (3 rec.)
106	John Gilliam @ G.B., 10/29/72 (6 rec.)
106	Chuck Foreman @ N.O., 9/12/76 (7 rec.)
106	Hassan Jones vs. G.B., 9/28/86 (6 rec.)
106	Anthony Carter vs. Chi., 12/6/87 (3 rec.)
106	Anthony Carter @ T.B., 12/16/90 (8 rec.)
106	Cris Carter @ G.B., 12/19/93 (6 rec.)
106	Randy Moss vs. Chi., 12/6/98 (8 rec.)
106	Randy Moss vs. Car., 11/19/00 (5 rec.)
106	Paul Flatley vs. LA Rams, 11/7/65 (5 rec.)
105	John Gilliam @ LA Rams, 11/19/72 (4 rec.)
105	Chuck Foreman vs. NYJ, 10/12/75 (9 rec.)
105	Cris Carter @ NYJ, 11/23/97 (5 rec.)
105	Sidney Rice vs. Buff., 12/5/07 (6 rec.)
104	Sammy White vs. Det., 10/19/77 (4 rec.)
104	Mike Jones vs. T.B., 12/8/85 (4 rec.)
104	Anthony Carter @ T.B., 11/21/93 (9 rec.)
104	Randy Moss vs. Ariz., 11/12/00 (7 rec.)
104	Onterio Smith vs. Chi., 9/26/04 (6 rec.)
104	Randy Moss vs. Seattle, 12/12/04 (4 rec.)
104	Bernard Berrian vs. Hou., 11/2/08 (2 rec.)
104	Percy Harvin @ N.E., 10/31/10 (6 rec.)
103	Jeff Reichow vs. Chi., 9/17/61 (3 rec.)
103	Tom Hall @ G.B., 10/4/64 (7 rec.)
103	Ahmad Rashad @ S.F., 11/19/76 (6 rec.)
103	Anthony Carter @ G.B., 11/26/89 (6 rec.)
103	Hassan Jones vs. N.O., 9/16/90 (4 rec.)
102	John Gilliam vs. Hou., 10/13/74 (2 rec.)
102	Ahmad Rashad @ LA Rams, 12/2/79 (6 rec.)
102	Anthony Carter vs. Chi., 9/19/85 (4 rec.)
102	Anthony Carter @ Det., 11/11/85 (6 rec.)
102	Randy Moss @ Det., 12/19/04 (8 rec.)
102	Troy Williamson vs. Car., 9/17/06 (5 rec.)
101	Gene Washington @ Bos., 12/13/70 (7 rec.)
101	Bob Grim @ G.B., 10/17/71 (7 rec.)
101	Joe Senser vs. T.B., 11/8/81 (8 rec.)
101	Leo Lewis @ Det., 9/23/84 (5 rec.)
101	Hassan Jones vs. T.B., 9/30/90 (5 rec.)
101	Adrian Cooper vs. NYJ, 11/20/94 (7 rec.)

101	Qadry Ismail vs. T.B., 11/27/94 (6 rec.)
101	Percy Harvin vs. Chi., 11/29/09 (6 rec.)
100	Sammy White @ Det., 9/30/79 (6 rec.)
100	Joe Senser @ S.D., 10/11/81 (7 rec.)
100	Joe Senser @ St L Cards, 10/25/81 (5 rec.)
100	Hassan Jones vs. N.O., 12/21/86 (5 rec.)
100	Cris Carter vs. NYJ, 11/20/94 (9 rec.)
100	Jake Reed vs. Oak., 9/19/99 (5 rec.)
100	Percy Harvin @ Phi., 12/28/10 (7 rec.)

**Career 100-Yard Receiving Games**

No.	Player	W-L
41...	Randy Moss	29-12
40...	Cris Carter	30-10
22...	Anthony Carter	12-10
18...	Jake Reed	7-11
13...	John Gilliam	12-1
13...	Sammy White	6-6-1
13...	Ahmad Rashad	8-5
7....	Paul Flatley	3-4
7....	Hassan Jones	5-2
6....	Gene Washington	4-2
5....	Sidney Rice	4-1
5....	Percy Harvin	3-1
4....	Bernard Berrian	4-0
4....	Chuck Foreman	4-0

4....	Joe Senser	2-2
4....	Nate Burleson	2-2
3....	Qadry Ismail	2-1
3....	Bill Brown	2-1
3....	Ted Brown	3-0
3....	Leo Lewis	1-2
3....	Mike Jones	2-1
2....	Jerry Reichow	2-0
2....	Tommy Mason	1-1
2....	Charley Ferguson	0-2
2....	Ray Poage	1-1
2....	John Henderson	2-0
2....	Bob Grim	2-0
2....	Jim Lash	2-0
2....	Rickey Young	0-2
2....	Terry LeCount	1-1
2....	Steve Jordan	1-1
1....	Gordie Smith	0-1
1....	Hugh McElhenny	0-1
1....	Tom Hall	1-0
1....	Jim Phillips	1-0
1....	Sam McCullum	1-0
1....	Terry Allen	1-0
1....	Tony Calbreath	0-1
1....	Darrin Nelson	0-1
1....	James Brim	0-1

1....	Adrian Cooper	0-1
1....	Moe Williams	0-1
1....	Kelly Campbell	0-1
1....	Marcus Robinson	1-0
1....	Aronen Smith	1-0
1....	Koren Robinson	1-0
1....	Troy Williamson	1-0
1....	Visanthe Shiancoe	0-1

**BOLD** indicates current Vikings players

**VIKINGS ALL-TIME SCORING**

PLAYER	YRS	TDR	TDP	TDR%	FGM/FGA (type of return)	1PT	2PT	SAF	POINTS
Fred Cox, K, 1963-77	15	0	0	0	282/455	519/539	0	0	1,365
Cris Carter, WR, 1990-2001	12	0	110	0	-/-	-/-	5	0	670
Fuad Revez, K, 1990-95	6	0	0	0	133/171	199/201	0	0	598
Randy Moss, WR, 1998-2004, 10	8	0	92	1	(1 PR)	-/-	3	0	564
Gary Anderson, K, 1998-2002	5	0	0	0	109/129	215/217	0	0	542
<b>Ryan Longwell, K, 2006-10</b>	<b>5</b>	<b>0</b>	<b>0</b>	<b>0</b>	<b>113/129</b>	<b>190/194</b>	<b>0</b>	<b>0</b>	<b>529</b>
Bill Brown, RB, 1962-74	13	52	23	1	(1 KO)	-/-	0	0	456
Chuck Foreman, RB, 1973-79	7	52	23	0	-/-	-/-	0	0	450
Rick Danneier, K, 1978-83	6	0	0	0	70/106	154/167	0	0	364
<b>Adrian Peterson, RB, 2007-10</b>	<b>4</b>	<b>52</b>	<b>2</b>	<b>0</b>	<b>-/-</b>	<b>-/-</b>	<b>0</b>	<b>0</b>	<b>324</b>
Anthony Carter, WR, 1985-93	9	2	52	0	-/-	-/-	0	0	324
Ted Brown, RB, 1979-86	8	40	13	0	-/-	-/-	0	0	318
Sammy White, WR, 1976-86	11	0	50	0	-/-	-/-	0	0	300
Chuck Nelson, K, 1986-88	3	0	0	0	55/77	128/133	0	0	293
Tommy Mason, RB, 1961-66	6	28	11	0	-/-	-/-	0	0	234
Robert Smith, RB, 1993-2000	8	32	6	0	-/-	-/-	1	0	230
Dave Osborn, RB, 1965-75	11	29	7	0	-/-	-/-	0	0	216
Ahmad Rashad, WR, 1976-82	7	0	34	0	-/-	-/-	0	0	204
Jake Reed, WR, 1991-99, 2001	10	0	33	0	-/-	-/-	1	0	200
Daunte Culpepper, QB, 1999-2005	7	29	0	0	-/-	-/-	4	0	182
Jan Stenerud, K, 1984-85	2	0	0	0	35/49	71/74	0	0	176
Steve Jordan, TE, 1982-94	13	1	28	0	-/-	-/-	0	0	174
John Gilliam, WR, 1972-75	4	1	27	0	-/-	-/-	0	0	168
Alfred Anderson, RB, 1984-91	8	22	5	0	-/-	-/-	0	0	162
Leroy Hoard, RB, 1996-99	4	26	1	0	-/-	-/-	0	0	162
Terry Allen, RB, 1990-94	5	23	3	0	-/-	-/-	0	0	158
Moe Williams, RB, 1996-2000, '02-05	9	21	4	1	(1 KO)	-/-	1	0	158
Herschel Walker, RB, 1989-91	3	20	5	1	(1 KO)	-/-	0	0	156
Rickey Young, RB, 1978-83	6	10	14	0	-/-	-/-	0	0	144
Hassan Jones, WR, 1986-92	7	0	24	0	-/-	-/-	0	0	144
Gene Washington, WR, 1967-72	6	0	23	0	-/-	-/-	0	0	138
Darrin Nelson, RB, 1982-89, 91-92	10	18	5	0	-/-	-/-	0	0	138
Fran Tarkenton, QB, 1961-66, 72-78	13	22	0	0	-/-	-/-	0	0	132
<b>Visanthe Shiancoe, TE, 2007-10</b>	<b>4</b>	<b>0</b>	<b>21</b>	<b>0</b>	<b>-/-</b>	<b>-/-</b>	<b>0</b>	<b>0</b>	<b>126</b>
Chester Taylor, RB, 2006-09	4	18	3	0	-/-	-/-	0	0	126
Clinton Jones, RB, 1967-72	6	19	0	1	(1 KO)	-/-	0	0	120
Rich Karlis, K, 1989	1	0	0	0	31/39	27/28	0	0	120
Jerry Reichow, WR, 1961-64	4	0	19	0	-/-	-/-	0	0	114
Allen Rice, RB, 1984-90	7	13	6	0	-/-	-/-	0	0	114
<b>Sidney Rice, WR, 2007-10</b>	<b>4</b>	<b>0</b>	<b>18</b>	<b>0</b>	<b>-/-</b>	<b>-/-</b>	<b>0</b>	<b>0</b>	<b>108</b>
Stu Voigt, TE, 1970-80	11	1	17	0	-/-	-/-	0	0	108
Benny Ricardo, K, 1983-84	2	0	0	0	25/33	33/34	0	0	108
Paul Edinger, K, 2005	1	0	0	0	25/34	31/31	0	0	106
Marcus Robinson, WR, 2004-06	3	0	17	1	-/-	-/-	1	0	104
Paul Flatley, WR, 1963-67	5	0	17	0	-/-	-/-	0	0	102
Leo Lewis, WR, 1981-91	11	0	16	1	(1 PR)	-/-	0	0	102
Michael Bennett, RB, 2001-2005	5	12	5	0	-/-	-/-	0	0	102
Aaron Elling, K, 2003-04	2	0	0	0	18/25	48/48	0	0	102
Morten Andersen, K, 2004	1	0	0	0	18/22	45/45	0	0	99
Joe Senser, TE, 1979-84	6	0	16	0	-/-	-/-	0	0	96
Scott Sisson, K, 1996	1	0	0	0	22/29	30/30	0	0	96
<b>Percy Harvin, WR, 2009-10</b>	<b>2</b>	<b>1</b>	<b>11</b>	<b>3</b>	<b>(3 KR)</b>	<b>-/-</b>	<b>1</b>	<b>0</b>	<b>92</b>
Nate Burleson, WR, 2003-05	3	0	12	1	(1 PR)	-/-	1	0	80
Gordon Smith, TE, 1961-65	5	0	13	0	-/-	-/-	0	0	78
John Beasley, TE, 1967-73	7	0	12	1	(1 FR)	-/-	0	0	78

PLAYER	YRS	TDR	TDP	TDRt	FGM/FGA (type of return)	1PT	2PT	SAF	POINTS
Rick Fenney, RB, 1987-91	5	11	2	0	-/-	-/-	0	0	78
<b>Bernard Berrian, WR, 2008-10</b>	<b>3</b>	<b>0</b>	<b>0</b>	<b>1</b>	<b>-/-</b>	<b>-/-</b>	<b>0</b>	<b>0</b>	<b>72</b>
Qadry Ismail, WR, 1993-96	4	0	12	0	-/-	-/-	0	0	72
Mike Mercer, K, 1961-62	2	0	0	0	9/26	39/40	0	0	66
Jim Lindsey, RB, 1966-72	7	6	4	1	(1 FR)	-/-	0	0	66
Oscar Reed, RB, 1968-74	7	8	3	0	-/-	-/-	0	0	66
Ed Marinaro, RB, 1972-75	4	4	7	0	-/-	-/-	0	0	66
Jim Christopherson, K, 1962	1	0	0	0	11/20	28/28	0	0	61
Donald Igwebuikwe, K, 1990	1	0	0	0	14/16	19/19	0	0	61
Brent McClanahan, RB, 1973-80	8	6	4	0	-/-	-/-	0	0	60
Eddie Murray, K, 1997	1	0	0	0	12/17	23/24	0	0	59
Onterio Smith, RB, 2003-04	2	7	2	0	-/-	-/-	2	0	58
Bob Grim, WR, 1967-71, 76-77	7	0	9	0	-/-	-/-	0	0	54
John Henderson, WR, 1968-72	5	0	9	0	-/-	-/-	0	0	54
Tommy Kramer, QB, 1977-89	13	8	1	0	-/-	-/-	0	0	54
Wade Wilson, QB, 1981-91	11	9	0	0	-/-	-/-	0	0	54
Tony Galbreath, RB, 1981-83	3	7	2	0	-/-	-/-	0	0	54
D.J. Dozier, RB, 1987-91	5	7	2	0	-/-	-/-	0	0	54
Andrew Glover, TE, 1997-99	3	0	9	0	-/-	-/-	0	0	54
Hal Bedsole, TE, 1964-66	3	0	8	0	-/-	-/-	0	0	48
Robert Miller, RB, 1975-80	6	7	1	0	-/-	-/-	0	0	48
Kelly Campbell, WR, 2002-04	3	0	8	0	-/-	-/-	0	0	48
Hugh McElhenry, RB, 1961-62	2	3	3	1	(1 PR)	-/-	0	0	42
Tom Hall, WR, 1964-66, 68-69	5	0	7	0	-/-	-/-	0	0	42
Jim Phillips, WR, 1965-67	3	0	7	0	-/-	-/-	0	0	42
Terry LeCount, WR, 1979-83	5	0	7	0	-/-	-/-	0	0	42
Bob Bruer, TE, 1980-84	5	0	7	0	-/-	-/-	0	0	42
Scottie Graham, RB, 1993-96	4	7	0	0	-/-	-/-	0	0	42
Amp Lee, RB, 1994-96	3	2	5	0	-/-	-/-	0	0	42
<b>Jim Kleinsasser, FB/TE, 1999-2010</b>	<b>12</b>	<b>1</b>	<b>6</b>	<b>0</b>	<b>-/-</b>	<b>-/-</b>	<b>0</b>	<b>0</b>	<b>42</b>
Travis Taylor, WR, 2005-06	2	0	7	0	-/-	-/-	0	0	42
Charley Ferguson, WR, 1962	1	0	6	0	-/-	-/-	0	0	36
Ed Sharockman, S, 1962-72	11	0	0	6	(3 INT, 2 BP, 1 FR)	-/-	0	0	36
Roger Craig, RB, 1992-93	2	5	1	0	-/-	-/-	0	0	36
Mewelde Moore, RB, 2004-07	4	1	3	1	(2 PR)	-/-	0	0	36
Jermaine Wiggins, TE, 2004-06	3	0	6	0	-/-	-/-	0	0	36
Charles Evans, RB, 1993-98	6	4	1	0	-/-	-/-	1	0	32
Greg Davis, K, 1997	1	0	0	0	7/10	10/10	0	0	31
<b>Antoine Winfield, CB, 2004-10</b>	<b>7</b>	<b>0</b>	<b>0</b>	<b>5</b>	<b>(2 INT, 2 FR, 1 BLK)</b>	<b>-/-</b>	<b>0</b>	<b>0</b>	<b>30</b>
Joe Kapp, QB, 1967-69	3	5	0	0	-/-	-/-	0	0	30
Sam McCullum, WR, 1974-75, 82-83	4	0	5	0	-/-	-/-	0	0	30
Bob Tucker, TE, 1977-80	4	0	5	0	-/-	-/-	0	0	30
Mike Mularkey, TE, 1983-88	6	0	5	0	-/-	-/-	0	0	30
Mike A. Jones, WR, 1983-85	3	0	5	0	-/-	-/-	0	0	30
Jim Gustafson, WR, 1985-90	6	0	5	0	-/-	-/-	0	0	30
David Palmer, RB, 1994-2000	7	1	1	3	(2 PR, 1 KO)	-/-	0	0	30
D'Wayne Bates, WR, 2002-2003	2	0	5	0	-/-	-/-	0	0	30
Ciatrik Fason, RB, 2005-06	2	5	0	0	-/-	-/-	0	0	30
Bobby Wade, WR, 2007-08	2	0	5	0	-/-	-/-	0	0	30
Andrew Jordan, TE, 1994-97, 99-01	7	0	4	0	-/-	-/-	2	0	28
Tanvaris Jackson, QB, 2006-10	5	4	0	0	-/-	-/-	2	0	28
Chris Walsh, WR, 1994-2002	9	0	4	0	-/-	-/-	1	0	26
Mel Triplett, RB, 1961-62	2	3	1	0	-/-	-/-	0	0	24
Tom Wilson, RB, 1963	1	4	0	0	-/-	-/-	0	0	24
Preston Carpenter, WR, 1966	1	0	4	0	-/-	-/-	0	0	24
Bobby Bryant, CB, 1968-80	13	0	0	4	(3 INT, 1 FR)	-/-	0	0	24
Paul Krause, S, 1968-79	12	0	0	4	(2 INT, 2 FR)	-/-	0	0	24
Jim Lash, WR, 1973-76	4	0	3	1	(1 FR)	-/-	0	0	24
Joey Browner, S, 1983-91	9	0	0	4	(3 INT, 1 FR)	-/-	0	0	24
Anthony Parker, CB, 1992-94	3	0	0	4	(2 FR, 2 INT)	-/-	0	0	24
Dewayne Washington, CB, 1994-97	4	0	0	4	(3 INT, 1 FR)	-/-	0	0	24
Orlando Thomas, S, 1995-2001	7	0	0	4	(2 FR, 2 INT)	-/-	0	0	24
Matthew Hatchette, WR, 1997-2000	4	0	4	0	-/-	-/-	0	0	24
<b>TEAM, 1961-2010</b>	<b>50</b>	<b>0</b>	<b>0</b>	<b>0</b>	<b>0</b>	<b>-/-</b>	<b>0</b>	<b>12</b>	<b>24</b>
<b>Kevin Williams, DT, 2003-10</b>	<b>8</b>	<b>0</b>	<b>0</b>	<b>4</b>	<b>(2 FR, 2 INT)</b>	<b>-/-</b>	<b>0</b>	<b>0</b>	<b>24</b>
Brad Johnson, QB, 1992-98, 2005-06	9	2	1	0	-/-	-/-	2	0	22
Roy Winston, LB, 1962-76	15	0	0	3	(2 FR, 1 INT)	-/-	0	1	20
Mike Merrivether, LB, 1989-92	4	0	0	3	(2 INT, 1 FR)	-/-	0	1	20
Doug Brien, K, 2002	1	0	0	0	5/6	5/7	0	0	20
<b>Jared Allen, DE, 2008-10</b>	<b>3</b>	<b>0</b>	<b>0</b>	<b>2</b>	<b>(1 FR, 1 INT)</b>	<b>-/-</b>	<b>0</b>	<b>3</b>	<b>18</b>
Rip Hawkins, LB, 1961-65	5	0	0	3	(3 INT)	-/-	0	0	18
Carl Hilton, TE, 1986-89	4	0	3	0	-/-	-/-	0	0	18
Rich Gannon, QB, 1987-92	6	3	0	0	-/-	-/-	0	0	18
James Brim, WR, 1987	1	1	2	0	-/-	-/-	0	0	18
Audray McMillian, CB, 1989-93	5	0	0	3	(3 INT)	-/-	0	0	18
Jimmy Hitchcock, CB, 1998-99	2	0	0	3	(3 INT)	-/-	0	0	18
Johnny McWilliams, TE, 2000	1	0	3	0	-/-	-/-	0	0	18
Byron Chamberlain, TE, 2001-02	2	0	3	0	-/-	-/-	0	0	18
Koren Robinson, WR, 2005	1	1	1	1	(1 KR)	-/-	0	0	18
Darren Sharper, S, 2005-08	4	0	0	3	(3 INT)	-/-	0	0	18
Troy Williamson, WR, 2005-07	3	0	3	0	-/-	-/-	0	0	18

KICKOFF  
 EXECUTIVES  
 STAFF  
 COACHES  
 PLAYERS  
 ROOKIES  
 2010 SEASON  
 RECORDS  
 HISTORY  
 PLAYOFF RECORDS  
 EXTRA POINTS

PLAYER	YRS	TDR	TDP	TDR:	FGM/FGA (type of return)	1PT	2PT	SAF	POINTS
Billy McMullen, WR, 2006	1	0	2	1	(1 FR)	-/-	0	0	18
Artose Pinner, RB, 2006	1	3	0	0	-/-	-/-	0	0	18
<b>Jeff Dugan, TE/FB, 2004-10</b>	<b>7</b>	<b>0</b>	<b>3</b>	<b>0</b>	<b>0</b>	<b>-/-</b>	<b>-/-</b>	<b>0</b>	<b>18</b>
Alan Page, DT, 1967-78	12	0	0	2	(1 FR, 1 INT)	-/-	0	2	16
Chris Doelman, DE, 1985-93, '99	10	0	0	2	(2 INT)	-/-	0	2	16
Wally Hilgenberg, LB, 1968-79	12	0	0	2	(1 INT, 1 BP)	-/-	0	1	14
Issiac Holt, CB, 1985-89	5	0	0	2	(1 INT, 1 BP)	-/-	0	1	14
Henry Thomas, DT, 1987-94	8	0	0	2	(2 FR)	-/-	0	1	14
Raymond Hayes, RB, 1961	1	2	0	0	-/-	-/-	0	0	12
Dave Middleton, WR, 1961	1	0	2	0	-/-	-/-	0	0	12
Doug Mayberry, RB, 1961-62	2	1	1	0	-/-	-/-	0	0	12
Billy Butler, RB/S, 1962-64	3	0	0	2	(1 INT, 1 PR)	-/-	0	0	12
Ray Poage, WR, 1963	1	0	2	0	-/-	-/-	0	0	12
Earsell Mackbee, CB, 1965-69	5	0	0	2	(1 INT, 1 FR)	-/-	0	0	12
Phil King, RB, 1965-66	2	0	2	0	-/-	-/-	0	0	12
Dale Hackbart, CB, 1966-70	5	0	0	2	(2 INT)	-/-	0	0	12
Bob Lee, QB, 1969-72, 75-78	8	2	0	0	-/-	-/-	0	0	12
Terry Brown, S, 1972-75	4	0	0	2	(1 INT, 1 FR)	-/-	0	0	12
Matt Blair, LB, 1974-85	12	0	0	2	(1 BP, 1 FR)	-/-	0	0	12
Sammy Johnson, RB, 1976-78	3	2	0	0	-/-	-/-	0	0	12
Willie Teal, CB, 1980-86	7	0	0	2	(1 INT, 1 FR)	-/-	0	0	12
Charlie Johnson, NT, 1982-84	3	0	0	2	(2 FR)	-/-	0	0	12
Carl Lee, CB, 1983-93	11	0	0	2	(2 INT)	-/-	0	0	12
Chris Martin, LB, 1983-88	6	0	0	2	(2 FR)	-/-	0	0	12
Najee Mustafaq, CB, 1987-92	6	0	0	2	(1 INT, 1 FR)	-/-	0	0	12
Al Noga, DE, 1988-92	5	0	0	2	(1 INT, 1 FR)	-/-	0	0	12
Brent Novoselsky, TE, 1989-94	6	0	2	0	-/-	-/-	0	0	12
Mike L. Jones, TE, 1990-91	2	0	2	0	-/-	-/-	0	0	12
Carlos Jenkins, LB, 1991-94	4	0	0	2	(1 INT, 1 FR)	-/-	0	0	12
Mike Tice, TE, 1992-93, '95	3	0	2	0	-/-	-/-	0	0	12
Barry Word, RB, 1993	1	2	0	0	-/-	-/-	0	0	12
Dwayne Rudd, LB, 1997-00	4	0	0	2	(2 FR)	-/-	0	0	12
Travis Prentice, RB, 2001	1	2	0	0	-/-	-/-	0	0	12
Corey Chavous, S, 2002-05	3	0	0	2	(2 INT)	-/-	0	0	12
<b>Naurafu Tahi, FB, 2006-10</b>	<b>5</b>	<b>0</b>	<b>2</b>	<b>0</b>	<b>-/-</b>	<b>-/-</b>	<b>0</b>	<b>0</b>	<b>12</b>
<b>Joe Webb, QB, 2010</b>	<b>1</b>	<b>2</b>	<b>0</b>	<b>0</b>	<b>-/-</b>	<b>-/-</b>	<b>0</b>	<b>0</b>	<b>12</b>
Teddy Garcia, K, 1989	1	0	0	0	1/5	8/8	0	0	11
Carl Eller, DE, 1964-78	15	0	0	1	(1 FR)	-/-	0	2	10
Randy Holloway, DE, 1978-84	7	0	0	1	(1 FR)	-/-	0	2	10
Jim Marshall, DE, 1961-79	19	0	0	1	(1 FR)	-/-	0	1	8
Jim Prestel, DE, 1961-65	5	0	0	1	(1 INT)	-/-	0	1	8
Tommy Hannon, S, 1977-84	8	0	0	1	(1 INT)	-/-	0	1	8
Hunter Goodwin, TE, 1996-98, '02-03	5	0	1	0	-/-	-/-	1	0	8
Randall Cunningham, QB, 1997-99	3	1	0	0	-/-	-/-	1	0	8
Dale Dawson, K, 1987	1	0	0	0	1/5	4/4	0	0	7
Bob Schnelker, WR, 1961	1	0	1	0	-/-	-/-	0	0	6
A.D. Williams, WR, 1961	1	0	1	0	-/-	-/-	0	0	6
Oscar Donahue, TE, 1962	1	0	1	0	-/-	-/-	0	0	6
Bob Reed, RB, 1962-63	2	0	1	0	-/-	-/-	0	0	6
Steve Stonebreaker, TE, 1962-63	2	0	1	0	-/-	-/-	0	0	6
Don Hultz, DE, 1963	1	0	0	1	(1 INT)	-/-	0	0	6
Mike Reilly, LB, 1963	1	0	0	1	(1 BP)	-/-	0	0	6
Jim Boylan, WR, 1963-64	2	0	1	0	-/-	-/-	0	0	6
Ron VanderKelen, QB, 1963-67	5	1	0	0	-/-	-/-	0	0	6
Bill McWatters, RB, 1964	1	1	0	0	-/-	-/-	0	0	6
George Rose, CB, 1964-66	3	0	0	1	(1 INT)	-/-	0	0	6
Bill Barnes, RB, 1965-66	2	1	0	0	-/-	-/-	0	0	6
Lance Rentzel, WR, 1965-66	2	0	0	1	(1 KO)	-/-	0	0	6
Lonnie Warwick, LB, 1965-72	8	0	0	1	(1 BP)	-/-	0	0	6
Jim Hargrove, LB, 1967-70	4	0	0	1	(1 BP)	-/-	0	0	6
Billy Martin, TE, 1968	1	0	1	0	-/-	-/-	0	0	6
Mike McGill, LB, 1968-70	3	0	0	1	(1 FR)	-/-	0	0	6
Charlie West, S, 1968-73	6	0	0	1	(1 PR)	-/-	0	0	6
Kent Kramer, TE, 1969-70	2	0	1	0	-/-	-/-	0	0	6
Norm Snead, QB, 1971	1	1	0	0	-/-	-/-	0	0	6
Nate Wright, CB, 1971-80	10	0	0	1	(1 FR)	-/-	0	0	6
Amos Martin, LB, 1972-76	5	0	0	1	(1 FR)	-/-	0	0	6
Steve Craig, TE, 1974-78	5	0	1	0	-/-	-/-	0	0	6
Fred McNeill, LB, 1974-85	12	0	0	1	(1 BP)	-/-	0	0	6
Nate Allen, CB, 1976-78	3	0	0	1	(1 BP)	-/-	0	0	6
Kevin Miller, WR, 1978-80	3	0	1	0	-/-	-/-	0	0	6
John Turner, S, 1978-83, '85, '87	8	0	0	1	(1 INT)	-/-	0	0	6
Kurt Knoff, S, 1979-82	4	0	0	1	(1 INT)	-/-	0	0	6
Keith Nord, S, 1979-85	7	0	0	1	(1 KO)	-/-	0	0	6
David Huffman, G/T, 1979-83, 85-90	11	0	0	1	(1 BP)	-/-	0	0	6
Doug Paschal, RB, 1980-81	2	1	0	0	-/-	-/-	0	0	6
Eddie Payton, RB, 1980-82	3	0	0	1	(1 KO)	-/-	0	0	6
Walker Lee Ashley, LB, 1983-88, '90	7	0	0	1	(1 INT)	-/-	0	0	6
Dwight Collins, WR, 1984	1	0	1	0	-/-	-/-	0	0	6
Tim Newton, DT, 1985-89	5	0	0	1	(1 FR)	-/-	0	0	6
Keith Millard, DT, 1985-91	7	0	0	1	(1 FR)	-/-	0	0	6



PLAYER	YRS	TDR	TDP	TDRt	FGM/FGA (type of return)	1PT	2PT	SAF	POINTS
Jesse Solomon, LB, 1986-89	4	0	0	1	(1 INT)	-/-	0	0	6
Jeff Womack, RB, 1987	1	0	1	0	-/-	-/-	0	0	6
Darryl Harris, RB, 1988	1	1	0	0	-/-	-/-	0	0	6
Brad Edwards, S, 1988-89	2	0	0	1	(1 INT)	-/-	0	0	6
Darryl Ingram, TE, 1989	1	0	1	0	-/-	-/-	0	0	6
Todd Scott, S, 1991-94	4	0	1	0	-/-	-/-	0	0	6
Keith Henderson, RB, 1992	1	1	0	0	-/-	-/-	0	0	6
Joe Johnson, WR, 1992	1	0	1	0	-/-	-/-	0	0	6
Jack Del Rio, LB, 1992-95	4	0	0	1	(1 INT)	-/-	0	0	6
Lamar McGriggs, S, 1993-94	2	0	0	1	(1 INT)	-/-	0	0	6
James Harris, DE, 1993-95	3	0	0	1	(1 FR)	-/-	0	0	6
Alfred Jackson, CB, 1995-96	2	0	0	1	(1 INT)	-/-	0	0	6
Jeff Brady, LB, 1995-97	3	0	0	1	(1 FR)	-/-	0	0	6
Corey Fuller, CB, 1995-98	4	0	0	1	(1 FR)	-/-	0	0	6
David Frisch, TE, 1996	1	0	1	0	-/-	-/-	0	0	6
Robert Tate, WR/CB, 1997-2001	5	0	0	1	(1 KO)	-/-	0	0	6
Kailee Wong, LB, 1998-01	4	0	0	1	(1 INT)	-/-	0	0	6
Carlester Crumpler, TE, 1999	1	0	1	0	-/-	-/-	0	0	6
John Davis, TE, 2000	1	0	1	0	-/-	-/-	0	0	6
Tyrone Carter, S, 2000-02	3	0	0	1	(1 FR)	-/-	0	0	6
Doug Chapman, RB, 2000-03	4	0	1	0	-/-	-/-	0	0	6
Lance Johnstone, DE, 2001-05	5	0	0	1	(1 INT)	-/-	0	0	6
Derrick Alexander, WR, 2002	1	0	1	0	-/-	-/-	0	0	6
Brian Williams, CB, 2002-05	4	0	0	1	(1 INT)	-/-	0	0	6
John Avey, RB, 2003	1	0	1	0	-/-	-/-	0	0	6
Chris Claborne, LB, 2003-04	2	0	0	1	(1 INT)	-/-	0	0	6
Mike Nattiel, LB, 2003-04	2	0	0	1	(1 INT)	-/-	0	0	6
Gus Fretotte, QB, 2003-04, 2008	3	1	0	0	-/-	-/-	0	0	6
<b>E.J. Henderson, LB, 2003-10</b>	<b>8</b>	<b>0</b>	<b>0</b>	<b>1</b>	<b>(1 INT)</b>	<b>-/-</b>	<b>0</b>	<b>0</b>	<b>6</b>
Richard Owens, FB/TE, 2004-06	3	0	1	0	-/-	-/-	0	0	6
Dovonte Edwards, CB, 2005-06	2	0	0	1	(1 INT)	-/-	0	0	6
Napoleon Harris, LB, 2005-06, 2008	3	0	0	1	(1 FR)	-/-	0	0	6
Fred Smart, CB, 2005-06	2	0	0	1	(1 INT)	-/-	0	0	6
<b>Ray Edwards DE, 2006-10</b>	<b>5</b>	<b>0</b>	<b>0</b>	<b>1</b>	<b>(1 FR)</b>	<b>-/-</b>	<b>0</b>	<b>0</b>	<b>6</b>
<b>Ben Leber, LB, 2006-10</b>	<b>5</b>	<b>0</b>	<b>0</b>	<b>1</b>	<b>(1 FR)</b>	<b>-/-</b>	<b>0</b>	<b>0</b>	<b>6</b>
<b>Cedric Griffin, CB, 2006-10</b>	<b>5</b>	<b>0</b>	<b>0</b>	<b>1</b>	<b>(1 FR)</b>	<b>-/-</b>	<b>0</b>	<b>0</b>	<b>6</b>
<b>Chad Greenway, LB, 2006-10</b>	<b>5</b>	<b>0</b>	<b>0</b>	<b>1</b>	<b>(1 INT)</b>	<b>-/-</b>	<b>0</b>	<b>0</b>	<b>6</b>
Dwight Smith, S, 2006-07	2	0	0	1	(1 INT)	-/-	0	0	6
Aundrae Allison, WR, 2007-08	2	0	0	1	(1 KO)	-/-	0	0	6
Robert Ferguson, WR, 2007-08	1	0	1	0	-/-	-/-	0	0	6
<b>Greg Lewis, WR, 2009-10</b>	<b>2</b>	<b>0</b>	<b>1</b>	<b>0</b>	<b>-/-</b>	<b>-/-</b>	<b>0</b>	<b>0</b>	<b>6</b>
<b>Greg Camarillo, WR, 2010</b>	<b>1</b>	<b>0</b>	<b>1</b>	<b>0</b>	<b>-/-</b>	<b>-/-</b>	<b>0</b>	<b>0</b>	<b>6</b>
<b>Toby Gerhart, RB, 2010</b>	<b>1</b>	<b>1</b>	<b>0</b>	<b>0</b>	<b>-/-</b>	<b>-/-</b>	<b>0</b>	<b>0</b>	<b>6</b>
Jim Leo, DE, 1961-62	2	0	0	0	-/-	-/-	0	1	2
Joe Blahak, CB, 1974-75, 77	3	0	0	0	-/-	-/-	0	1	2
Autry Beamon, S, 1975-76	2	0	0	0	-/-	-/-	0	1	2
Mark Mullaney, DE, 1975-87	13	0	0	0	-/-	-/-	0	1	2
Neil Elshire, DE, 1981-86	6	0	0	0	-/-	-/-	0	1	2
Joe Stepanek, DT, 1987	1	0	0	0	-/-	-/-	0	1	2
Ray Berry, LB, 1987-92	6	0	0	0	-/-	-/-	0	1	2
Mark Dusbabek, LB, 1989-92	4	0	0	0	-/-	-/-	0	1	2
Walt Williams, CB, 1981	1	0	0	0	-/-	-/-	0	1	2
Robin Sendlain, LB, 1981-84	4	0	0	0	-/-	-/-	0	1	2
Brooks Bollinger, 2006-07	2	0	0	0	-/-	-/-	1	0	2

## VIKINGS ALL-TIME STARTING QB RECORDS

Player	Yrs	Starts	Won	Lost	Tied	%	Player	Yrs	Starts	Won	Lost	Tied	%
Fran Tarkenton, 1961-66, 72-78	13	170	91	73	6	.556	Jim McMahon, 1993	1	12	8	4	0	.667
Tommy Kramer, 1977-89	13	110	54	56	0	.491	Bob Lee, 1969-72, 75-78	8	11	9	2	0	.818
Daunte Culpepper, 1999-05	7	80	38	42	0	.475	Jeff George, 1999	1	10	8	2	0	.800
Brad Johnson, 1992-98, 2005-06	9	46	28	18	0	.609	Sean Salisbury, 1990-94	5	9	5	4	0	.556
Wade Wilson, 1981-91	11	48	27	21	0	.563	George Shaw, 1961	1	4	1	3	0	.250
Joe Kapp, 1967-69	3	39	23	13	3	.590	Ron VanderKelen, 1963-67	5	4	1	3	0	.250
Warren Moon, 1994-96	3	39	21	18	0	.538	Todd Bouman, 1997-02	6	3	1	2	0	.333
Rich Gannon, 1987-92	6	35	19	16	0	.543	Tony Adams, 2007	1	3	0	3	0	.000
Brett Favre, 2009-10	2	29	17	12	0	.586	Kelly Holcomb, 2007	1	3	0	3	0	.000
Randall Cunningham, 1997-99	3	23	16	7	0	.696	Norm Snead, 1971	1	2	2	0	1.000	
Gary Cuozzo, 1968-71	4	21	16	5	0	.762	Bob Berry, 1965-67, 73-76	7	2	1	1	0	.500
Tavaris Jackson, 2006-10	5	20	10	10	0	.500	<b>Joe Webb, 2010</b>	<b>1</b>	<b>2</b>	<b>1</b>	<b>1</b>	<b>0</b>	<b>.500</b>
Steve Dils, 1979-84	6	15	6	9	0	.400	Archie Manning, 1983-84	2	2	0	2	0	.000
Gus Fretotte, 2003-04, 2008	3	13	10	3	0	.769	Spergon Wynn, 2001	1	2	0	2	0	.000
							Brooks Bollinger, 2006-07	2	1	0	1	0	.000

KICKOFF  
 EXECUTIVES  
 STAFF  
 COACHES  
 PLAYERS  
 ROOKIES  
 2010 SEASON  
 RECORDS  
 PLAYOFF RECORDS  
 HISTORY  
 EXTRA POINTS

# VIKINGS ALL-TIME PASSING

## QUALIFIERS - 500+ ATTEMPTS

PLAYER	ATT	COMP	PCT.	YARDS	TD	INT	LG	SK/YDS	RATING
Randall Cunningham (1997-99)	713	427	59.9	5,680	48	23	67t	42/293	94.2
Brett Favre (2009-10)	889	580	65.2	6,711	44	26	63	56/386	92.2
Daunte Culpepper (1999-05)	2,607	1,678	64.4	20,162	135	86	82t	228/1214	91.5
Warren Moon (1994-98)	1,454	882	60.7	10,102	58	42	85t	86/634	82.9
Brad Johnson (1992-98, 2005-06)	1,670	1,036	62.0	11,098	65	48	82t	100/673	82.5
Fran Tarkenton (1961-66, '72-'78)	4,569	2,635	57.7	33,098	239	194	89t	417/3,880	80.2
Tarvaris Jackson (2006-10)	603	354	58.7	3,984	24	22	71	47/247	76.6
Rich Gannon (1987-92)	1,003	561	55.9	6,457	40	36	78t	81/478	73.9
Wade Wilson (1981-91)	1,665	929	55.8	12,135	66	75	75t	151/1,069	73.4
Tommy Kramer (1977-89)	3,648	2,011	55.1	24,775	159	157	76t	248/1,596	73.3
Steve Dils (1979-84)	623	336	53.9	3,867	15	18	68	49/349	68.8
Gary Cuozzo (1968-'71)	556	276	49.6	3,552	18	23	52t	46/334	63.7
Joe Kapp (1967-69)	669	351	50.2	4,807	37	47	85t	82/676	62.3

## NON-QUALIFIERS - FEWER THAN 500 ATTEMPTS

PLAYER	ATT	COMP	PCT.	YARDS	TD	INT	LG	SK/YDS	RATING
Todd Bouman (1997-02)	95	54	56.8	880	8	4	80t	6/49	98.6
Jeff George (1999)	329	191	58.1	2,816	23	12	80t	28/228	94.2
Brooks Bollinger (2006-07)	68	46	67.6	537	1	2	50	13/78	84.0
Cus Frotter (2003-04, 08)	367	216	58.9	2,847	19	17	99t	34/186	81.4
Sean Salisbury (1990-94)	404	228	56.4	2,772	14	9	55	28/199	80.2
Jim McMahon (1993)	331	200	60.4	1,968	9	8	58	23/104	76.2
Kelly Holcomb (2007)	83	42	50.6	515	2	1	40	12/87	73.1
Bob Lee (1969-72, '75-'78)	306	159	52.0	2,153	15	17	63	30/221	67.8
Archie Manning (1983-84)	94	52	55.3	545	2	3	56	18/153	66.4
George Shaw (1961)	91	46	50.5	530	4	4	42t	14/122	64.8
Tony Adams (1987)	87	49	55.0	607	3	5	63t	19/130	64.3
<b>Joe Webb (2010)</b>	<b>89</b>	<b>54</b>	<b>60.7</b>	<b>477</b>	<b>0</b>	<b>3</b>	<b>46</b>	<b>8/48</b>	<b>60.9</b>
Bob Berry (1965-67, '73-'76)	124	63	50.8	708	7	8	52t	17/131	59.4
Ron VanderKelen (1963-67)	252	107	42.2	1,375	6	11	53	25/224	49.7
Norm Snead (1971)	75	37	49.3	470	1	6	55t	7/67	40.3
Bubby Brister (2000)	20	10	50.0	82	0	1	20	1/6	40.0
Spergon Wynn (2001)	98	48	49.0	418	1	6	47t	10/65	38.6
Steve Bono (1985-86)	11	2	18.2	8	0	5	5	2/13	29.6
John McCormick (1962)	18	7	39.0	104	0	5	53	3/33	19.1

## FEWER THAN 10 ATTEMPTS

PLAYER	ATT	COMP	PCT.	YARDS	TD	INT	LG	SK/YDS	RATING
Keith Henderson (1992)	1	1	100.0	36	1	0	36t	0/0	158.3
Darrin Nelson (1982-89, '91-'92)	1	1	100.0	25	1	0	25t	0/0	158.3
<b>Ryan Longwell (2006-10)</b>	<b>1</b>	<b>1</b>	<b>100.0</b>	<b>16</b>	<b>1</b>	<b>0</b>	<b>16t</b>	<b>0/0</b>	<b>158.3</b>
Mewelde Moore (2004-07)	2	1	50.0	15	1	0	15t	0/0	158.3
D.J. Dozier (1987-91)	1	1	100.0	19	1	0	19t	0/0	145.9
Jay Walker (1996-97)	2	2	100.0	31	0	0	19	0/0	118.8
Hassan Jones (1986-92)	1	1	100.0	18	0	0	18	0/0	118.8
<b>Chris Kluge (2005-10)</b>	<b>1</b>	<b>1</b>	<b>100.0</b>	<b>27</b>	<b>0</b>	<b>0</b>	<b>27</b>	<b>0/0</b>	<b>118.8</b>
Paul Krause (1968-79)	2	1	50.0	11	1	0	11t	0/0	106.3
Phil King (1965-66)	1	1	100.0	9	0	0	9	0/0	104.2
Randy Moss (1998-04, '10)	8	4	50.0	106	2	1	37	0/0	95.8
<b>Sidney Rice (2007-10)</b>	<b>4</b>	<b>2</b>	<b>50.0</b>	<b>94</b>	<b>0</b>	<b>0</b>	<b>79</b>	<b>0/0</b>	<b>95.8</b>
Chester Taylor (2006-09)	2	1	50.0	4	1	0	4t	0/0	95.8
Mike Eischeid (1972-74)	1	1	100.0	6	0	0	6	0/0	91.7
Bill Cappelman (1970)	7	4	57.1	49	0	0	26	0/0	78.8
Herschel Walker (1989-91)	2	1	50.0	12	0	0	12	0/0	68.5
Fred Cox (1967-77)	1	1	100.0	1	0	0	1	0/0	62.5
Alfred Anderson (1984-90)	9	4	44.4	112	2	1	43t	2/8	59.3
Tommy Mason (1961-66)	4	1	25.0	30	1	2	30t	0/0	58.4
Bill Brown (1962-74)	2	1	50.0	3	0	0	3	0/0	50.0
Jamie Caleb (1961)	1	0	0.0	0	0	0	0	0/0	39.6
Anthony Carter (1985-93)	1	0	0.0	0	0	0	0	0/0	39.6
Greg Coleman (1978-87)	1	0	0.0	0	0	0	0	0/0	39.6
Bob Grim (1967-71, '76-'77)	1	0	0.0	0	0	0	0	0/0	39.6
Jim Lash (1973-76)	1	0	0.0	0	0	0	0	0/0	39.6
Terry LeCount (1979-83)	1	0	0.0	0	0	0	0	0/0	39.6
Hugh McElhenny (1961-62)	1	0	0.0	0	0	0	0	0/0	39.6
Harry Newsome (1990-93)	1	0	0.0	0	0	0	0	0/0	39.6
Allen Rice (1984-90)	1	0	0.0	0	0	0	0	0/0	39.6
Mike Saxon (1994-95)	1	0	0.0	0	0	0	0	0/0	39.6
Joe Senser (1979-84)	1	0	0.0	0	0	0	0	0/0	39.6
Chris Walsh (1994-02)	1	0	0.0	0	0	0	0	0/0	39.6
David Palmer (1994-00)	0	0	0.0	0	0	0	0	1/2	39.6
Jay Fiedler (1998)	7	3	42.9	41	0	1	19	0/0	22.6
Larry Miller (1987)	6	1	16.7	2	0	1	2	0/0	0.0
Jerry Reichow (1961-64)	3	0	0.0	0	0	1	0	0/0	0.0
Mitch Berger (1996-01)	2	0	0.0	0	0	1	0	0/0	0.0
Ted Brown (1979-86)	1	0	0.0	0	0	1	0	0/0	0.0

# VIKINGS ALL-TIME RECEIVING

PLAYER	REC.	YARDS	AVG.	TD					
Cris Carter (1990-01)	1,004	12,383	12.3	10	Greg Lewis (2009-10)	25	293	11.7	1
Randy Moss (1998-04, '10)	587	9,316	15.9	92	Tony Richardson (2006-07)	24	200	8.3	0
Steve Jordan (1982-94)	498	6,307	12.7	28	Billy McMullen (2006)	23	307	13.3	2
Anthony Carter (1985-93)	478	7,635	16.0	52	Johnny McWilliams (2000)	22	180	8.2	3
Jake Reed (1991-99, 2001)	413	6,433	15.6	33	Koren Robinson (2005)	22	347	15.8	1
Ahmad Rashad (1976-82)	400	5,489	13.7	34	<b>Toby Gerhart (2010)</b>	<b>21</b>	<b>167</b>	<b>8.0</b>	<b>0</b>
Sammy White (1976-86)	393	6,400	16.3	50	Joe Johnson (1992)	21	211	10.0	1
Ted Brown (1979-86)	339	2,850	8.4	13	<b>Greg Camarillo (2010)</b>	<b>20</b>	<b>240</b>	<b>12.0</b>	<b>1</b>
Chuck Foreman (1973-79)	336	3,057	9.1	23	Hunter Goodwin (1996-98, '02-03)	19	147	7.7	1
Ricky Young (1978-83)	292	2,255	7.6	14	Scottie Graham (1993-96)	19	125	6.6	0
Bill Brown (1962-74)	284	3,177	11.2	23	James Brim (1987)	18	282	15.7	2
Darrin Nelson (1982-83, '91-92)	251	2,202	8.8	5	Steve Craig (1974-78)	18	172	9.6	1
Hassan Jones (1986-92)	222	3,733	16.8	24	Aundrea Allison (2007-08)	18	231	12.8	0
Paul Flatley (1963-67)	202	3,222	16.0	17	John Davis (2000)	17	202	11.9	1
<b>Jim Kleinsasser (1999-2010)</b>	<b>191</b>	<b>1,684</b>	<b>8.8</b>	<b>6</b>	Bob Reed (1962-63)	17	174	10.2	1
Jermaine Wiggins (2005-06)	186	1,659	8.9	6	Doug Chapman (2000-03)	17	143	8.4	1
Leo Lewis (1981-91)	181	2,924	16.1	16	Derek Tennell (1992-93)	17	134	7.9	0
Robert Smith (1993-00)	178	1,292	7.3	6	Oscar Donahue (1962)	16	285	17.8	1
Stu Voigt (1970-80)	177	1,919	10.8	17	Richard Owens (2004-06)	16	132	8.3	1
<b>Visanthe Shiancoe (2007-10)</b>	<b>172</b>	<b>2,015</b>	<b>11.7</b>	<b>21</b>	Raymond Hayes (1961)	16	121	7.6	0
Dave Osborn (1965-75)	173	1,412	8.2	7	Ray Poage (1963)	15	354	23.6	2
Gene Washington (1967-72)	172	3,087	18.0	23	Charley Ferguson (1962)	14	364	26.0	6
Amp Lee (1994-96)	170	1,348	7.9	5	Carroll Dale (1973)	14	192	13.7	0
John Gilliam (1972-75)	165	3,297	20.0	27	Marlin McKeever (1967)	14	184	13.1	0
Joe Senser (1979-84)	165	1,822	11.0	16	Harold Morrow (1996-02)	14	144	10.3	0
Chester Taylor (2006-09)	160	1,357	8.5	3	Derrick Alexander (2002)	14	134	9.6	1
Tommy Mason (1961-66)	151	1,689	11.2	11	Mike Tice (1992-93, '95)	14	126	9.0	2
<b>Sidney Rice (2007-10)</b>	<b>146</b>	<b>2,129</b>	<b>14.6</b>	<b>18</b>	Phil King (1965-66)	14	120	8.6	2
Jerry Reichow (1961-64)	144	2,183	15.2	19	Brent Novoselsky (1989-94)	14	108	7.7	2
<b>Bernard Berrian (2008-10)</b>	<b>131</b>	<b>1,834</b>	<b>14.0</b>	<b>11</b>	A.D. Williams (1961)	13	174	13.4	1
<b>Percy Harvin (2009-10)</b>	<b>131</b>	<b>1,658</b>	<b>12.7</b>	<b>11</b>	Dave Casper (1983-84)	13	172	13.2	0
Moe Williams (1996-00, '02-05)	131	1,301	9.9	4	Doug Mayberry (1961-62)	13	118	9.1	1
Nate Burleson (2003-05)	127	1,789	14.1	12	Steve Stonebreaker (1962-63)	12	227	18.9	1
Michael Bennett (2001-05)	126	10,400	83.5	5	Mel Triplett (1961-62)	12	71	5.9	1
Ed Marinaro (1972-75)	125	1,088	8.1	7	Dwight Collins (1984)	11	143	13.0	1
<b>Adrian Peterson (2007-10)</b>	<b>119</b>	<b>1,170</b>	<b>9.8</b>	<b>2</b>	Al Denson (1971)	10	125	12.5	0
Gadry Ismail (1993-96)	118	1,856	15.7	12	Billy Martin (1968)	10	101	10.1	1
Mewelde Moore (2004-07)	116	1,093	9.4	3	Bethel Johnson (2006)	9	156	17.3	0
John Beasley (1967-73)	115	1,242	10.8	12	Barry Word (1993)	9	105	11.7	0
Alfred Anderson (1984-91)	114	1,042	9.1	5	Sean Berton (2003-04)	9	78	8.7	0
Marcus Robinson (2004-06)	107	1,553	14.5	17	Buster Rhymes (1985-87)	8	149	18.6	0
Travis Taylor (2005-06)	107	1,255	11.7	7	Doug Kingsriter (1973-75)	7	116	16.6	0
Brent McClanahan (1973-80)	107	772	7.2	4	Tom Wilson (1963)	7	48	6.9	0
Bobby Wade (2007-08)	107	1,292	12.1	5	Garrett Mills (2007-09)	7	91	13.0	0
Allen Rice (1984-90)	100	1,066	10.6	6	Bob Brown (1971)	6	141	20.8	0
Andrew Jordan (1994-97, '99-01)	97	763	7.9	4	Jim Boylan (1963-64)	6	78	13.0	1
Bob Grim (1967-71, 76-77)	96	1,414	14.8	9	Bob Schnelker (1961)	6	70	11.7	1
Andrew Glover (1997-99)	95	1,227	12.9	9	Sam Harrell (1980-82, '87)	6	43	7.2	0
Bob Tucker (1977-80)	95	1,045	11.0	5	Sammy Johnson (1976-78)	6	43	7.2	0
Robert Miller (1975-80)	95	771	8.1	1	Darryl Harris (1988)	6	30	5.0	0
Oscar Reed (1968-74)	92	676	7.4	3	Charles Stackhouse (2003)	6	30	5.0	0
Byron Chamberlain (2001-02)	91	1,055	11.6	3	<b>Lorenzo Booker (2010)</b>	<b>5</b>	<b>32</b>	<b>6.4</b>	<b>0</b>
Mike Anthony Jones (1983-85)	90	1,327	14.7	5	Billy Butler (1962-64)	5	97	19.4	0
Herschel Walker (1989-91)	86	681	7.9	5	John Holland (1974)	5	84	16.8	0
John Henderson (1968-72)	81	1,330	16.2	9	Doug Cunningham (1979)	5	50	10.0	0
Tom Hall (1964-66, '68-69)	81	1,163	14.4	7	Darryl Ingram (1989)	5	47	9.4	1
Tony Galbreath (1981-83)	80	645	8.0	2	Jeff Womack (1987)	5	46	8.1	1
Terry LeCount (1979-83, '87)	79	1,225	15.5	7	Mark Kellar (1976-78)	5	17	3.4	0
Troy Williamson (2005-07)	79	1,067	13.5	3	Keith Henderson (1992)	4	60	15.0	0
Charles Evans (1993-98)	78	531	6.8	1	Olanda Truitt (1993)	4	40	10.0	0
Jim Lash (1973-76)	75	1,252	16.7	3	Bill Barnes (1965-66)	4	35	8.8	0
Dave Palmer (1994-00)	73	631	8.6	1	Martin Nance (2006)	4	33	8.3	0
Terry Allen (1990-94)	72	675	9.4	3	Steve Finch (1987)	3	54	18.0	0
Rick Fenney (1987-91)	71	628	8.8	2	Tom Adams (1962)	3	51	17.0	0
Jim Phillips (1965-67)	68	1,091	16.0	7	Kent Kramer (1969-70)	3	47	15.7	1
Chris Walsch (1994-02)	67	719	10.7	4	Ricky Parks (1987)	3	46	15.3	0
D'Wayne Bates (2002-03)	65	840	12.9	5	Dick Haley (1961)	3	43	14.3	0
Henry Hoard (1996-99)	60	577	9.6	1	Leon Clarke (1963)	3	34	11.3	0
Gordon Smith (1961-65)	57	1,277	22.4	13	John Henry Mills (1999)	3	30	10.0	0
Kevin Campbell (2002-04)	57	1,062	18.6	8	Mardy McDole (1981-83)	3	29	9.7	0
Jim Lindsey (1966-72)	56	632	11.3	4	David Frisch (1996)	3	27	9.0	1
Hugh McElhenny (1961-62)	53	474	8.9	3	Phil Frye (1987)	3	25	7.2	0
Onterio Smith (2003-04)	51	523	10.3	2	Ciatrick Fason (2005-06)	3	19	6.3	0
Adrian Cooper (1994-95)	50	570	11.4	0	Jesse Clarke (1989-90)	3	18	6.0	0
Bob Bruer (1980-84)	46	455	9.8	7	Carl Hilton (1986-89)	3	17	5.6	3
Matthew Hatchette (1997-00)	43	640	14.9	4	Keenan Howry (2003-05)	3	18	6.0	0
Sam McCullum (1974-75, '82-83)	42	608	14.4	5	Will Sherman (1961)	2	40	20.0	0
Mike Mularkey (1983-88)	42	464	11.0	5	Carlester Crumpler (1999)	2	35	17.5	1
Roger Craig (1992-93)	41	333	8.1	1	Willie Gillespie (1987)	2	28	14.0	0
Jim Gustafson (1985-90)	38	491	12.9	5	Clint Haslerig (1975)	2	28	14.0	0
Robert Ferguson (2007-08)	35	416	11.9	1	Rhett Dawson (1973)	2	24	12.0	0
<b>Naufahu Tahi (2006-10)</b>	<b>33</b>	<b>150</b>	<b>4.6</b>	<b>2</b>	Gary Ballman (1973)	2	22	11.0	0
D.J. Dozier (1987-91)	32	298	9.3	2	Ron Daugherty (1987)	2	21	10.5	0
Clinton Jones (1967-72)	31	306	9.9	0	Robert Tate (1997-01)	2	20	10.0	0
Dave Middleton (1961)	30	444	14.8	2	Doug Paschel (1980-81)	2	18	9.0	0
Greg DeLong (1995-98)	30	205	6.8	0	Steve Harris (1987)	2	17	8.5	0
Preston Carpenter (1966)	27	487	17.3	4	Artose Pinner (2006)	2	15	7.5	0
<b>Jeff Dupan (2004-10)</b>	<b>27</b>	<b>191</b>	<b>7.1</b>	<b>3</b>	Brett Wilson (1987)	2	14	7.0	0
Hal Besdoe (1964-66)	26	418	16.1	8	Andre Thomas (1987)	2	13	6.5	0
					Lance Rentzel (1965-66)	2	10	5.0	0

VIKINGS TEAM GUIDE | 219

EXTRA POINTS

HISTORY

PLAYOFF RECORDS

RECORDS

2010 SEASON

ROOKIES

PLAYERS

COACHES

STAFF

EXECUTIVES

KICKOFF

Mike L. Jones (1990-91)	2	8	4.0	2
Adam Walker (1987)	2	3	1.5	0
Bill McWatters (1964)	2	-1	-0.5	0
Jamie Caleb (1961)	2	-8	-4.0	0
John Avery (2003)	2	24	12.0	1
<b>Albert Young (2009-10)</b>	<b>2</b>	<b>11</b>	<b>5.5</b>	<b>0</b>
Eric Gullford (1993-94)	1	45	45.0	0
Kevin Miller (1978-80)	1	35	35.0	1
Art Powell (1968)	1	31	31.0	0
Cedric James (2002)	1	29	29.0	0
Harry Washington (1978)	1	24	24.0	0
Ted Dean (1964)	1	23	23.0	0
Tommy Kramer (1977-89)	1	23	23.0	1
Marc May (1987)	1	22	22.0	0
Tom Michel (1964)	1	14	14.0	0
Larry Vargo (1964-65)	1	13	13.0	0
Bill Harris (1969-70)	1	12	12.0	0
Richard Angulo (2005)	1	11	11.0	0
<b>Hank Baskett (2010)</b>	<b>1</b>	<b>18</b>	<b>18.0</b>	<b>0</b>
Don Hasselbeck (1984)	1	10	10.0	0
Travis Prentice (2001)	1	10	10.0	0
Ed Shenk (1987)	1	10	10.0	0
Robert Steele (1979)	1	10	10.0	0
Larry Ned (2003-04)	1	9	9.0	0
<b>Jaymar Johnson (2009-10)</b>	<b>1</b>	<b>9</b>	<b>9.0</b>	<b>0</b>
Jay Carroll (1985)	1	8	8.0	0
Leonard Moore (1987)	1	8	8.0	0
Thomas Tapeh (2008)	1	7	7.0	0
Nate Wright (1971-80)	1	6	6.0	0
Bob Goodridge (1968)	1	5	5.0	0
Robert Green (1937)	1	5	5.0	0
Troy Walters (2000-01)	1	5	5.0	0
Ron Yary (1968-81)	1	5	5.0	0
Jarvis Redwine (1981-83)	1	4	4.0	0
Darita Whitaker (1992)	1	4	4.0	0
John Gerak (1993-96)	1	3	3.0	0
Brad Johnson (1992-98)	1	3	3.0	1
James Stewart (1995)	1	3	3.0	0
James Edwards (1979)	1	2	2.0	0
John Ward (1970-74)	1	1	1.0	0
Daunte Culpepper (1999-05)	1	0	0.0	0
Rich Gannon (1987-92)	1	0	0.0	0
Korey Stringer (1995-00)	1	-1	-1.0	0
Brett Favre (2009-10)	1	-2	-2.0	0
Randall Cunningham (1997-99)	1	-3	-3.0	0
Ed White (1969-77)	0	3	0.0	0
Fran Tarkenton (1961-66, 72-78)	0	-12	--	0

**VIKINGS ALL-TIME RUSHING**

PLAYER	ATT.	YARDS	AVG.	TD
Robert Smith (1993-00)	1,411	6,818	4.8	32
Chuck Foreman (1973-79)	1,529	5,879	3.8	52
<b>Adrian Peterson (2007-10)</b>	<b>1,198</b>	<b>5,782</b>	<b>4.8</b>	<b>52</b>
Bill Brown (1962-74)	1,627	5,757	3.5	52
Ted Brown (1979-86)	1,117	4,546	4.1	40
Dave Osborn (1965-75)	1,172	4,320	3.7	29
Tommy Adams (1982-89, '91-92)	981	4,231	4.3	18
Tommy Mason (1961-66)	763	3,252	4.3	28
Michael Bennett (2001-05)	713	3,174	4.5	12
Chester Taylor (2006-09)	655	2,797	4.3	18
Terry Allen (1990-94)	641	2,795	4.4	23
Fran Tarkenton (1961-66, 72-78)	464	2,548	5.5	22
Daunte Culpepper (1999-05)	454	2,476	5.5	29
Alfred Anderson (1984-91)	626	2,374	3.8	22
Herschel Walker (1989-91)	551	2,264	4.1	20
Clinton Jones (1967-72)	546	2,008	3.7	19
Oscar Reed (1968-74)	490	1,968	4.0	8
Rickey Young (1978-83)	554	1,744	2.9	10
Leroy Hood (1956-93)	438	1,689	3.9	26
Moe Williams (1956-00, '02-05)	370	1,535	4.1	21
Rick Fenney (1987-91)	358	1,508	4.2	11
Mewelde Moore (2004-07)	264	1,285	4.9	1
Scottie Graham (1993-96)	349	1,239	3.6	7
Mark McClanahan (1973-80)	367	1,207	3.3	6
Onterio Smith (2003-04)	231	1,123	4.9	7
Ed Marinaro (1972-75)	306	1,007	3.3	4
Robert Miller (1975-80)	275	951	3.5	7
Allen Rice (1984-90)	307	934	3.0	13
Tony Galbreath (1981-83)	194	788	4.1	7
Hugh McElhenny (1961-62)	170	740	4.5	3
Rick Gannon (1987-92)	144	720	5.0	3
Wade Wilson (1981-91)	159	679	4.3	9
D.J. Dozier (1987-91)	163	643	3.9	7
Amp Lee (1994-96)	149	636	4.3	2
Mel Triplett (1961-62)	132	568	4.3	6
Jim Lindsey (1966-72)	177	557	3.2	6
Joe Kapp (1967-69)	99	540	5.5	5
Tarvaris Jackson (2006-10)	119	535	4.5	4
Roger Craig (1992-93)	143	535	3.7	5
Tommy Kramer (1977-89)	213	524	2.5	8

Barry Word (1993)	142	458	3.2	2
Phil King (1965-66)	89	405	4.6	0
Charles Evans (1993-98)	118	364	3.1	4
Jamie Caleb (1961)	83	356	4.3	2
<b>Toby Gerhart (2010)</b>	<b>81</b>	<b>322</b>	<b>4.0</b>	<b>1</b>
Raymond Hayes (1961)	73	319	4.4	2
Randal Cunningham (1997-99)	61	317	5.2	1
Doug Chapman (2000-03)	90	317	3.5	0
Brad Johnson (1992-98, 2005-06)	121	315	2.6	2
Doug Mayberry (1961-62)	87	314	3.6	1
Anthony Carter (1985-93)	47	290	6.2	2
Tom Wilson (1963)	73	282	3.8	4
<b>Percy Harvin (2009-10)</b>	<b>33</b>	<b>242</b>	<b>7.3</b>	<b>4</b>
Artose Pinner (2006)	43	190	4.4	3
Bill Barnes (1965-66)	53	164	3.1	1
Ciatrick Fason (2005-06)	50	161	3.2	5
Randy Moss (1998-04, '10)	23	159	6.9	0
Darryl Harris (1988)	34	151	4.4	1
Bob Grim (1967-71, 76-77)	7	147	21.0	0
<b>Jim Kleinsasser (1999-10)</b>	<b>43</b>	<b>147</b>	<b>3.4</b>	<b>1</b>
James Stewart (1995)	31	144	4.6	0
Warren Moon (1994-96)	69	143	2.1	0
John Gilliam (1972-75)	18	136	7.6	1
Tom Michel (1964)	39	129	3.3	0
David Palmer (1994-00)	35	123	3.5	1
<b>Joe Webb (2010)</b>	<b>18</b>	<b>120</b>	<b>6.7</b>	<b>2</b>
Ron VanderKelen (1963-67)	26	116	4.5	1
Keith Henderson (1992)	34	113	3.3	1
Bob Reed (1962-63)	27	110	4.1	0
Jesse Clark (1989-90)	26	106	4.1	0
Bobby Walden (1964-67)	9	100	11.1	0
Sammy White (1976-86)	18	97	5.3	0
Jim McMahon (1993)	33	96	2.9	0
Terry LeCount (1979-83, '87)	6	90	15.0	0
Kelly Campbell (2002-04)	14	86	6.1	0
Gary Cuzzo (1968-71)	36	86	2.4	0
Greg Coleman (1978-87)	10	85	8.5	0
<b>Albert Young (2009-10)</b>	<b>25</b>	<b>82</b>	<b>3.3</b>	<b>0</b>
Harold Morrow (1996-02)	17	75	4.4	0
Mark Kellar (1976-78)	25	74	3.0	0
Steve Dilis (1979-84)	24	73	3.0	0
Todd Bouman (1997-02)	10	70	7.0	0
Jarvis Redwine (1981-83)	17	70	4.1	0
Spergon Wynn (2001)	8	61	7.6	0
Mike Anthony Jones (1983-85)	6	60	8.6	0
Bill McWatters (1964)	14	60	4.3	1
Billy Butler (1962-64)	22	59	2.7	0
Troy Williamson (2005-07)	5	57	11.4	0
Doug Paschal (1980-81)	15	53	3.5	1
Hassan Jones (1986-92)	5	52	10.4	0
Nate Burleson (2003-05)	8	43	5.4	0
Archie Manning (1983-84)	11	42	3.8	0
Jeff George (1999)	16	41	2.6	0
George Shaw (1961)	10	39	3.9	0
Bob Lee (1969-72, 75-78)	39	37	0.9	2
James Brim (1987)	2	36	18.0	1
Tommy Adams (1987)	11	31	2.8	0
Ted Dean (1964)	5	30	6.0	0
Koren Robinson (2005)	4	27	6.8	1
Joe Johnson (1992)	4	26	6.5	0
Bobby Phillips (1995)	14	26	1.9	0
Tony Richardson (2006-07)	12	25	2.1	0
Billy Waddy (1984)	3	24	8.0	0
Adam Walker (1987)	5	24	4.8	0
Cris Carter (1990-01)	10	24	2.4	0
<b>Jeff Dugan (2004-10)</b>	<b>11</b>	<b>23</b>	<b>2.1</b>	<b>0</b>
Grady Alderman (1961-74)	0	22	22.0	0
Robert Green (1997)	6	22	3.7	0
Qadry Ismail (1993-96)	4	21	5.3	0
<b>Naufahu Tahi (2006-10)</b>	<b>10</b>	<b>21</b>	<b>2.1</b>	<b>0</b>
Bobby Brister (2000)	5	20	4.0	0
Jeff Womack (1987)	9	20	2.2	0
Cedric Smith (1990)	9	19	2.1	0
Leo Lewis (1981-91)	16	19	1.2	0
<b>Bernard Berrian (2008-10)</b>	<b>5</b>	<b>18</b>	<b>3.6</b>	<b>0</b>
Ron Groce (1976)	3	18	6.0	0
Darrell Lester (1964)	4	18	4.5	0
Brooks Bollinger (2006-07)	5	18	3.6	0
Brett Wilson (1987)	5	16	3.2	0
Eddie Payton (1980-82)	2	15	7.5	0
Eddie Johnson (2003)	2	15	7.5	0
Sam Harrell (1980-82, '87)	6	15	2.5	0
Brett Favre (2009-10)	26	15	0.6	0
Wayne Wilson (1986)	8	14	1.8	0
Bob Berry (1965-67, 73-76)	5	13	2.6	0
Bill Harris (1969-70)	6	13	2.2	0
Jimmy Smith (1987)	7	13	1.9	0
Travis Prentice (2001)	14	13	0.9	2
Nick Davis (2002-03)	1	11	11.0	0
Jamie Caleb (1961)	3	11	3.7	0

Leonard Moore (1987).....	4	11	2.8	0	Bob Ferguson (1963).....	3	1	0.3	0
Earl Denny (1967-68).....	2	9	4.5	0	Sean Salisbury (1990-94).....	15	1	0.1	0
Ahmad Rashad (1976-81).....	1	8	8.0	0	Paul Krause (1968-79).....	1	0	0.0	0
Brian Taylor (2005-06).....	3	8	2.7	0	Al Denson (1971).....	1	0	0.0	0
Bethel Johnson (2006).....	4	8	2.0	0	Jeff Siemon (1972-82).....	1	0	0.0	0
Norm Snead (1971).....	6	6	1.0	1	Mike Saxon (1994-95).....	1	0	0.0	0
Gus Frotette (2003-04, 08).....	31	5	0.2	1	Mitch Berger (1996-01).....	1	0	0.0	0
Steve Jordan (1982-94).....	1	4	4.0	1	Kyle Richardson (2002).....	1	0	0.0	0
Robert Tate (1997-01).....	1	4	4.0	0	John Avery (2003).....	1	0	0.0	0
Brian Russell (2002-04).....	1	4	4.0	0	Charles Stackhouse (2003).....	1	0	0.0	0
John McCormick (1962).....	2	4	2.0	0	Lance Rentzel (1965-66).....	1	-1	-1.0	0
Brian Taylor (2005-06).....	3	4	1.3	0	Jim Gustafson (1985-89).....	1	-2	-2.0	0
Phil Frye (1987).....	4	4	1.0	0	Harry Newsome (1990-93).....	2	-2	-1.0	0
Andre Thomas (1987).....	6	4	0.7	0	Shaun Hill (2005).....	2	-2	-1.0	0
Aundrae Allison (2007-08).....	3	4	1.3	0	Tom Hall (1964-66, '68-69).....	4	-4	-1.0	0
Dave Nelson (1984).....	1	3	3.0	0	Jay Fiedler (1998).....	4	-6	-1.5	0
Troy Walters (2000-01).....	1	3	3.0	0	Mike Mularkey (1983-88).....	1	-6	-6.0	0
Stu Voigt (1970-80).....	2	3	1.5	1	Bucky Scribner (1987-89).....	2	-7	-3.5	0
Steve Harris (1987).....	4	3	0.8	0	Chris Kluge (2005-10).....	1	-7	-7.0	0
Gordon Smith (1961-65).....	1	2	2.0	0	Bobby Wade (2007-08).....	1	-9	-9.0	0
Jeff Williams (1966).....	1	2	2.0	0	Preston Carpenter (1966).....	1	-10	-10.0	0
Willie Spencer (1976).....	4	2	0.5	0	Jerry Reichow (1961-64).....	1	-12	-12.0	0
Larry Miller (1987).....	1	1	1.0	0	Mike Eischeid (1972-74).....	1	-13	-13.0	0
Joe Senser (1979-84).....	2	1	0.5	0	Dwight Collins (1984).....	3	-14	-4.7	0
Randall McDaniel (1988-99).....	2	1	0.5	0	Mike Mercer (1981).....	1	-32	-32.0	0

## VIKINGS TOUCHDOWNS BY SEASON

Year	Offensive				Defensive			Special Teams				
	Rush	Pass	Fumble	Total	Int	Fumble	Total	Punt	Kick	Blk Punt	Blk FG	Total
1961	14	22	0	36	1	0	0	1	0	0	0	1
1962	7	22	0	29	1	1	2	0	0	0	0	0
1963	17	16	0	33	2	2	4	1	1	0	0	2
1964	14	23	0	37	4	1	5	0	0	0	0	0
1965	19	21	0	40	2	0	2	0	1	1	0	2
1966	15	18	0	33	1	0	1	0	0	0	0	0
1967	10	11	0	21	2	1	3	0	1	0	0	1
1968	19	11	0	30	1	0	1	1	0	0	0	1
1969	15	24	1	40	2	0	2	0	0	1	0	1
1970	16	12	0	28	2	3	5	0	0	2	0	2
1971	14	9	0	23	1	1	2	0	0	0	0	0
1972	11	19	0	30	2	2	4	0	0	0	0	0
1973	14	16	0	30	2	0	2	0	0	1	0	1
1974	17	22	0	39	0	1	1	0	0	0	0	0
1975	18	27	1	46	0	2	2	0	0	0	0	0
1976	18	17	0	35	0	0	0	0	0	1	0	1
1977	9	19	0	28	0	1	1	0	0	1	0	1
1978	10	25	0	35	0	1	1	0	0	1	0	1
1979	9	23	0	32	0	0	0	0	0	0	0	0
1980	14	22	0	36	2	0	2	0	1	0	0	1
1981	8	27	0	35	0	1	1	0	1	0	0	1
1982	6	15	0	21	1	1	2	0	0	0	0	0
1983	17	15	0	32	0	1	1	0	0	1	0	1
1984	10	18	0	28	1	2	3	0	0	0	0	0
1985	19	22	0	41	1	1	2	0	0	0	0	0
1986	14	31	0	45	2	0	2	0	0	1	0	1
1987	20	21	0	41	0	0	0	1	0	0	0	1
1988	22	20	0	42	5	2	7	0	0	0	0	0
1989	12	17	0	29	2	4	6	0	1	0	0	1
1990	10	25	0	35	2	2	4	0	0	0	0	0
1991	18	16	0	34	2	0	2	0	0	0	0	0
1992	19	18	0	37	6	2	8	0	0	0	0	0
1993	8	18	0	26	2	0	2	0	0	0	0	0
1994	11	18	0	29	4	3	7	0	0	0	0	0
1995	10	33	0	43	2	2	4	1	0	0	0	1
1996	7	24	0	31	1	0	1	1	0	0	0	1
1997	14	26	0	40	0	2	2	0	0	0	0	0
1998	17	41	0	58	3	2	5	0	1	0	0	1
1999	13	32	0	45	1	0	1	1	2	0	0	3
2000	14	33	0	47	0	0	0	0	0	0	0	0
2001	10	23	0	33	1	1	2	0	0	0	0	0
2002	26	19	0	45	1	0	1	0	0	0	0	0
2003	15	32	0	47	4	0	4	0	0	0	0	0
2004	8	39	0	47	1	1	2	1	0	0	0	1
2005	10	18	0	28	3	0	3	1	1	0	0	2
2006	12	13	1	26	3	2	5	1	0	0	0	1
2007	22	12	0	34	6	2	8	0	1	0	0	1
2008	15	22	0	37	0	2	2	1	0	0	1	2
2009	19	34	0	53	0	1	1	0	2	0	0	2
2010	16	14	0	30	1	1	2	0	1	0	0	1

KICKOFF  
EXECUTIVES  
STAFF  
COACHES  
PLAYERS  
ROOKIES  
2010 SEASON  
RECORDS  
PLAYOFF RECORDS  
HISTORY  
EXTRA POINTS

# VIKINGS TEAM RECORDS

1961-77 - 14 games; 1978-10 - 16 games \* = 16-game record where applicable † = 9 games ‡ = 15 games  
 Note: The 1982 regular season was reduced to nine games and the 1987 season to 15 games due to players' strike

## GAMES WON

- Most Consecutive Games Won (Including Postseason)**  
 12 1969  
 10 1975  
 9 1973  
 9 1998  
 9 2002-03
- Most Consecutive Games Won (Regular Season)**  
 12 1969  
 10 1975  
 10 1999-00  
 9 1973  
 9 1998-99  
 9 2002-03
- Most Games Won, Season (Including Postseason)**  
 16 1998  
 14 1969, 1973  
 13 1976, 2009
- Most Games Won, Season (Regular Season)**  
 15 1998  
 12 1969, 1970, 1973, 1975, 2009  
 11 1976, 1992, 2000
- Most Consecutive Games Won, Start of Season**  
 10 1975  
 9 1973  
 7 1998, 2000
- Most Consecutive Games Won, End of Season**  
 8 1998  
 3 1964, 1970, 1974, 1993, 1999, 2002
- Most Consecutive Home Games Won**  
 15 1974-76  
 14 1969-70  
 13 1988-90  
 13 1999-00
- Most Consecutive Road Games Won**  
 7 1970-71  
 7 1973-74

## GAMES LOST

- Most Consecutive Games Lost**  
 8 2001-02  
 7 1961  
 7 1961-62
- Most Consecutive Games Without Victory**  
 8 2001-02  
 7 1961  
 7 1961-62  
 7 1962
- Most Games Lost, Season**  
 13 1984  
 11 1961  
 11 1962  
 11 2001
- Most Consecutive Home Games Lost**  
 5 1966-67
- Most Consecutive Home Games Without Victory**  
 7 1966-67
- Most Consecutive Away Games Lost**  
 16 2000-02
- Most Consecutive Away Games Without Victory**  
 16 2000-02

## SCORING

- Most Points, Season**  
 556 1998  
 470 2009  
 416 2003
- Most Points, Opponent, Season**  
 484 1984
- Fewest Points, Season**  
 187 1982†  
 259 1979\*
- Fewest Points, Opponent, Season**  
 133 1969  
 139 1979\*
- Most Points, Game**  
 54 vs. Dal., 10/18/70  
 52 vs. Pitt., 11/23/69

- 52 vs. Balt., 9/28/69
- Most Points, Opponent, Game**  
 56 vs. St. L., 10/6/63
- Most Points, Both Teams, Game**  
 89 @ Chi., 10/19/08 (Minn. 41, Chi. 48)  
 87 @ Chi., 12/17/61 (Minn. 35, Chi. 52)  
 86 @ LA Rams, 11/19/72 (Minn. 45, LA Rams 41)
- Fewest Points, Both Teams, Game**  
 3 vs. G.B., 11/14/71 (Minn. 3, G.B. 0)
- Most Points Overcome To Win Game**  
 24 vs. S.F., 12/4/77  
 23 @ Phil., 12/1/85  
 21 @ S.F., 10/24/65  
 20 vs. Chi., 10/4/92
- Most Points, Opponent, Overcome To Win Game**  
 21 @ Cin., 12/24/94  
 20 @ N.E., 11/13/94  
 19 @ Buf., 9/16/82
- Most Points, First Half**  
 35 vs. G.B., 9/28/86  
 35 vs. Det., 12/2/07  
 34 vs. Dal., 10/18/70  
 34 vs. Chi., 11/25/90
- Most Points, Opponent, First Half**  
 45 @ Sea., 9/29/02
- Most Points, Both Teams, First Half**  
 55 @ Sea., 9/29/02
- Most Points, Second Half**  
 38 vs. Jack., 12/20/98  
 35 @ LA Rams, 11/19/72  
 35 vs. Pitt., 11/23/69
- Most Points, Opponent, Second Half**  
 35 vs. St. L., 10/6/63
- Most Points, Both Teams, Second Half**  
 58 vs. Buf., 9/15/02
- Most Points, First Quarter**  
 28 vs. G.B., 9/28/86  
 21 vs. Det., 11/15/92  
 21 @ Dal., 11/26/98  
 21 vs. T.B., 10/3/99  
 21 @ Ari., 12/14/08
- Most Points, Opponent, First Quarter**  
 21 @ Oak., 12/11/77  
 21 @ Oak., 12/17/78  
 21 @ Den., 11/18/84  
 21 @ Cin., 11/23/86  
 21 @ S.F., 12/18/95
- Most Points, Both Teams, First Quarter**  
 31 @ Cin., 11/23/86
- Most Points, Second Quarter**  
 28 vs. S.F., 9/29/63  
 28 vs. Atl., 9/14/68  
 28 vs. S.D., 11/28/99  
 28 vs. Det., 12/2/07  
 24 vs. Det., 10/8/89  
 24 vs. Chi., 11/30/08  
 24 vs. NYC., 1/3/10  
 24 vs. Buf., 12/5/10
- Most Points, Opponent, Second Quarter**  
 31 @ Sea., 9/29/02
- Most Points, Both Teams, Second Quarter**  
 35 vs. S.F., 9/29/63  
 35 @ S.F., 10/24/65  
 35 vs. Det., 12/2/07
- Most Points, Third Quarter**  
 24 @ Pitt., 9/24/95  
 21 @ S.F., 10/24/65  
 21 vs. Phil., 12/22/85  
 21 vs. Det., 9/13/87
- Most Points, Opponent, Third Quarter**  
 24 @ Chi., 9/19/85
- Most Points, Both Teams, Third Quarter**  
 31 @ Chi., 12/17/61
- Most Points, Fourth Quarter**  
 28 @ Phil., 12/1/85  
 24 @ Pitt., 11/26/67  
 24 vs. T.B., 11/30/86  
 24 vs. Jack., 12/20/98
- Most Points, Opponent, Fourth Quarter**  
 28 @ Balt., 12/16/62  
 28 vs. St. L., 10/6/63  
 28 vs. G.B., 11/21/65  
 28 @ Chi., 9/17/89

- Most Points, Both Teams, Fourth Quarter**  
 35 @ Balt., 12/16/62  
 35 @ Chi., 12/19/65  
 35 @ LA Rams, 11/19/72
- Most Consecutive Games Scoring**  
 260 1991-2007  
 161 1962-73
- Largest Margin of Victory**  
 48 vs. Cle., 11/9/63 (51-3)  
 42 vs. N.O., 12/14/88 (45-3)  
 41 vs. Dal., 10/18/70 (54-13)  
 41 vs. Hou., 10/13/74 (51-10)  
 40 vs. Atl., 9/14/68 (47-7)  
 40 @ Dal., 11/13/88 (43-3)  
 40 vs. Jack., 12/20/98 (50-10)  
 38 vs. Balt., 9/28/63 (52-14)  
 38 vs. Pitt., 11/23/69 (52-14)  
 38 vs. Atl., 11/9/75 (38-0)
- Largest Margin of Defeat**  
 44 @ S.F., 12/8/84 (7-51)  
 38 @ Det., 12/12/81 (7-45)  
 36 @ LA Rams, 9/22/67 (3-39)  
 35 vs. Phil., 9/14/80 (7-42)  
 34 @ G.B., 11/11/07 (0-34)  
 32 @ LA Rams, 10/24/77 (3-35)  
 31 @ Balt., 12/8/63 (10-41)  
 31 @ Det., 12/9/78 (14-45)  
 31 vs. SF., 9/8/83 (17-48)  
 31 vs. Chi., 11/25/84 (3-34)  
 31 @ St. L., 11/30/03 (17-48)
- TOUCHDOWNS**
- Most Touchdowns, Season**  
 64 1998  
 56 2009  
 51 2003  
 50 2004
- Most Touchdowns, Opponent, Season**  
 59 1984
- Fewest Touchdowns, Season**  
 23 1982‡  
 28 1993\*
- Fewest Touchdowns, Opponent, Season**  
 14 1970  
 14 1971  
 24 1988
- Most Touchdowns, Game**  
 7 vs. Balt., 9/28/69  
 7 vs. Pitt., 11/23/69  
 7 @ T.B., 10/23/88
- Most Touchdowns, Opponent, Game**  
 8 vs. St. L., 10/6/63  
 7 @ Chi., 12/17/61
- Most Touchdowns, Both Teams, Game**  
 12 @ Chi., 12/17/61
- Most Consecutive Games Scoring Touchdown**  
 97 1995-2001  
 55 1962-66  
 52 2002-2005
- POINT AFTER TOUCHDOWNS**
- Most Point After Touchdowns, Season**  
 59 1998  
 54 2009  
 48 1988  
 48 2003
- Most Point After Touchdowns, Opponent, Season**  
 58 1984
- Most Point After Touchdowns, Game**  
 7 vs. Balt., 9/28/69  
 7 vs. Pitt., 11/23/69  
 7 @ T.B., 10/23/88
- Most Point After Touchdowns, Opponent, Game**  
 8 @ St. L., 10/6/63  
 7 @ Chi., 12/17/61
- Most Consecutive Point After Touchdowns**  
 199 1968-74
- FIELD GOALS**
- Most Field Goals Attempted, Season**  
 45 1970  
 44 1989  
 39 1994
- Most Field Goals Attempted, Opponent, Season**  
 42 1999



**Fewest Field Goals Attempted, Season**

14 1982G  
18 2001\*, 2010\*

**Most Field Goals Attempted, Game**

7 vs. LA Rams, 11/5/89  
6 vs. N.O., 9/27/70  
6 @ Chi., 9/23/73  
6 vs. Cleve., 11/4/73  
6 vs. Cin., 12/25/89  
6 vs. G.B., 9/26/93  
6 @ Balt., 12/13/98  
6 vs. Ind., 9/14/08

**Most Field Goals Attempted, Opponent, Game**

8 vs. Det., 11/13/66

**Most Field Goals Attempted, Both Teams, Game**

10 @ Chi., 9/23/73

**Most Field Goals, Season**

35 1998  
34 1994  
32 1989

**Most Field Goals, Opponent, Season**

34 2006

**Fewest Field Goals, Season**

8 1977, 1982G  
12 1978

**Most Field Goals, Game**

7 vs. LA Rams, 11/5/89  
6 @ Balt., 12/13/98

**Most Field Goals, Opponent, Game**

6 vs. Det., 11/13/66  
6 @ Det., 10/17/99

**Most Field Goals, Both Teams, Game**

7 vs. Det., 11/13/66  
7 @ Chi., 9/23/73  
7 vs. NYG, 11/16/86  
7 vs. LA Rams, 11/5/89  
7 vs. G.B., 9/26/93  
7 vs. Det., 9/20/98  
7 @ Det., 10/17/99  
7 vs. Chi., 9/24/06  
7 vs. Oak., 11/18/07

**Most Consecutive Games Scoring Field Goal**

31 1968-70

**SAFETIES****Most Safeties, Season**

3 1965, 1981, 2008

**Most Safeties, Opponent, Season**

2 1988, 1995, 1996, 2007

**Most Safeties, Game**

2 @ Atl., 10/5/03  
2 vs. G.B., 11/9/08

**FIRST DOWNS****Most First Downs, Season**

351 2004  
350 2002

**Most First Downs, Opponent, Season**

350 2004

**Most First Downs, Both Teams, Season**

701 2004

**Fewest First Downs, Season**

167 1982G  
272 2006\*

**Fewest First Downs, Opponent, Season**

158 1969  
243 1988

**Most First Downs, Game**

34 vs. Balt., 9/28/69  
33 vs. Det., 11/6/88  
32 @ G.B., 11/17/91  
32 vs. N.O., 11/19/95

**Most First Downs, Opponent, Game**

33 @ Phil., 11/11/01

**Most First Downs, Both Teams, Game**

57 vs. Buf., 9/15/02

**Fewest First Downs, Game**

3 @ G.B., 12/21/06

**Fewest First Downs, Opponent, Game**

3 @ Det., 11/24/88

**Fewest First Downs, Both Teams, Game**

14 @ Atl., 12/21/69

**Most First Downs, Rushing, Season**

142 1975

**Most First Downs, Rushing, Opponent, Season**

148 1979

**Fewest First Downs, Rushing, Season**

52 1982G  
75 1996\*

**Fewest First Downs, Rushing, Opponent, Season**

53 1982G  
53 2006\*

**Most First Downs, Rushing, Game**

19 vs. Chi., 10/17/65

**Most First Downs, Rushing, Opponent, Game**

20 vs. S.F., 10/15/61

**Fewest First Downs, Rushing, Game**

0 vs. Chi., 10/28/96

**Fewest First Downs, Rushing, Opponent, Game**

0 vs. S.F., 12/14/69  
0 @ Det., 11/24/88  
0 vs. Det., 1/2/00  
0 @ Det., 12/10/06  
0 vs. Chi., 11/29/09

**Most First Downs Passing, Season**

225 2004

**Most First Downs Passing, Opponent, Season**

222 2007

**Fewest First Downs Passing, Season**

85 1967  
136 1987#  
139 2007

**Fewest First Downs Passing, Opponent, Season**

80 1977

**Most First Downs, Passing, Game**

24 vs. Balt., 9/28/69

**Most First Downs, Passing, Opponent, Game**

22 @ N.E., 11/13/94  
22 vs. Buf., 9/15/02  
22 @ G.B., 11/11/07

**Fewest First Downs, Passing, Game**

1 @ G.B., 12/21/06

**Fewest First Downs, Passing, Opponent, Game**

1 vs. Chi., 10/1/67  
1 @ S.F., 11/29/76  
1 @ Chi., 11/20/77  
1 @ Chi., 12/3/06

**Most First Downs, Penalty, Season**

36 1999

**Most First Downs, Penalty, Opponent, Season**

36 2003

**Fewest First Downs, Penalty, Season**

8 1982G  
16 1992, 1993\*

**Fewest First Downs, Penalty, Opponent, Season**

8 1962  
10 1974

**Most First Downs, Penalty, Game**

6 vs. Oak., 9/14/81  
6 vs. S.F., 10/24/99

**Most First Downs, Penalty, Opponent, Game**

7 @ Chi., 9/25/78

**NET YARDS GAINED****Most Yards Gained, Season**

6,339 2004  
6,294 2003

**Most Yards Gained, Opponent, Season**

6,352 1984

**Fewest Yards Gained, Season**

2,879 1982G  
4,316 2005\*

**Fewest Yards Gained, Opponent, Season**

2,720 1969  
4,091 1988\*

**Most Yards Gained, Game**

622 vs. Balt., 9/28/69  
605 @ N.O., 10/17/04  
559 vs. S.F., 10/30/66

**Most Yards Gained, Opponent, Game**

576 @ Balt., 12/16/62

**Most Yards Gained, Both Teams, Game**

1,013 @ Wash., 11/2/86

**Fewest Yards Gained, Game**

87 vs. G.B., 11/14/71

**Fewest Yards Gained, Opponent, Game**

60 vs. Atl., 11/9/75  
60 @ N.O., 11/16/75  
60 @ Det., 11/24/88

**Fewest Yards Gained, Both Teams, Game**

272 vs. LA Rams, 10/26/70

**Most Consecutive Games, 300 or More Yards**

36 2002-2004

**Most Consecutive Games, 400 or More Yards**

5 2004

**RUSHING****ATTEMPTS****Most Rushing Attempts, Season**

556 1975  
551 1966

**Most Rushing Attempts, Opponent, Season**

583 1979

**Fewest Rushing Attempts, Season**

245 1982G  
376 2001\*

**Fewest Rushing Attempts, Opponent, Season**

260 1982G  
338 1969  
352 1995\*

**Most Rushing Attempts, Game**

63 vs. Atl., 11/9/75

**Most Rushing Attempts, Opponent, Game**

65 vs. LA Rams, 9/19/76

**Fewest Rushing Attempts, Game**

11 vs. G.B., 11/29/81  
11 @ N.O., 10/7/01

**Fewest Rushing Attempts, Opponent, Game**

6 vs. Ari., 11/26/06

**YARDS****Most Yards Gained Rushing, Season**

2,634 2007  
2,507 2002  
2,343 2003  
2,338 2008

**Most Yards Gained Rushing, Opponent, Season**

2,637 1961  
1,467 2005\*

**Fewest Yards Gained Rushing, Season**

912 1982G  
1,467 2005\*

**Fewest Yards Gained Rushing, Opponent, Season**

985 2006\*

**Most Yards Gained Rushing, Game**

378 vs. S.D., 11/4/07  
311 @ Chi., 10/14/07

**Most Yards Gained Rushing, Opponent, Game**

343 vs. Chi., 11/20/70

**Most Yards Gained Rushing, Both Teams, Game**

548 vs. LA Rams, 11/5/61  
486 vs. Chi., 10/17/65

**Fewest Yards Gained Rushing, Game**

11 vs. Chi., 10/28/96

**Fewest Yards Gained Rushing, Opponent, Game**

-3 @ Det., 12/10/06  
4 vs. Sea., 11/22/09  
7 @ Mia., 11/19/06

**AVERAGE GAIN****Highest Average Gain Rushing, Season**

5.3 2002, 2007

**Lowest Average Gain Rushing, Season**

3.2 1970

**Highest Average Gain Game (Min. 10 att.)**

8.8 vs. S.D., 11/4/07

**TOUCHDOWNS****Most Touchdowns, Rushing, Season**

26 2002  
22 1988, 2007

**Most Touchdowns, Rushing, Opponent, Season**

29 1961  
6 1982G  
7 1996\*

KICKOFF EXECUTIVES STAFF COACHES PLAYERS ROOKIES 2010 SEASON RECORDS PLAYOFF RECORDS HISTORY EXTRA POINTS

**Fewest Touchdowns, Rushing, Opponent, Season**

- 2 1971
- 5 2009
- 7 2007

**Most Touchdowns, Rushing, Game**

4 Many Times, last time vs. S.D., 11/4/07

**Most Touchdowns, Rushing, Opponent, Game**

- 5 vs. S.F., 10/15/61
- 5 @ St.L., 12/10/00

**Most Touchdowns, Rushing, Both Teams, Game**

- 7 vs. S.F., 10/15/61
- 7 @ Sea., 9/29/02

**PASSING**

**ATTEMPTS**

**Most Passes Attempted, Season**

709 1981

**Most Passes Attempted, Opponent, Season**

646 2007

**Fewest Passes Attempted, Season**

282 1968  
432 2007

**Fewest Passes Attempted, Opponent, Season**

292 1982G  
312 1977  
366 1979\*

**Most Passes Attempted, Game**

63 @ T.B., 9/5/81  
63 @ N.E., 10/20/91

**Most Passes Attempted, Opponent, Game**

70 @ N.E., 11/13/94

**Most Passes Attempted, Both Teams, Game**

112 @ N.E., 11/13/94

**Fewest Passes Attempted, Game**

8 @ G.B., 11/27/77

**Fewest Passes Attempted, Opponent, Game**

6 @ Chi., 10/23/72

**Fewest Passes Attempted, Both Teams, Game**

22 vs. G.B., 11/14/71

**COMPLETIONS**

**Most Passes Completed, Season**

409 1994

**Most Passes Completed, Opponent, Season**

415 2007

**Fewest Passes Completed, Season**

150 1967  
232 1987#  
249 2007\*

**Fewest Passes Completed, Opponent, Season**

149 1967  
149 1977  
218 1990\*

**Most Passes Completed, Game**

38 vs. Clev., 12/14/80  
38 vs. G.B., 11/29/81  
37 @ T.B., 9/5/81  
37 @ Phi., 9/20/04

**Most Passes Completed, Opponent, Game**

45 @ N.E., 11/13/94

**Most Pass Completions, Both Teams, Game**

71 @ N.E., 11/13/94

**Fewest Passes Completed, Game**

2 @ G.B., 10/15/67

**Fewest Passes Completed, Opponent, Game**

2 vs. Chi., 12/3/72

**Fewest Pass Completions, Both Teams, Game**

11 vs. G.B., 11/14/71

**YARDS**

**Most Yards Gained, Passing, Season**

4,754 2004  
4,492 1998  
4,333 1981

**Most Yards Gained, Passing, Opponent, Season**

4,500 2007

**Fewest Yards Gained, Passing, Season**

1,655 1971  
2,826 1987#  
2,869 1992\*

**Fewest Yards Gained, Passing, Opponent, Season**

1,442 1970  
2,489 1988\*

**Most Yards Gained, Passing, Game**

530 vs. Balt., 9/28/69

**Most Yards Gained, Passing, Opponent, Game**

486 @ T.B., 12/7/80

**Most Yards Gained, Passing, Both Teams, Game**

918 @ S.D., 11/9/03

**Fewest Yards Gained, Passing, Game**

21 vs. G.B., 11/14/71  
21 vs. Det., 12/11/71

**Fewest Yards Gained, Passing, Opponent, Game**

-7 @ N.O., 11/16/75

**Fewest Yards Gained, Passing, Both Teams, Game**

102 vs. Atl., 11/9/75

**COMPLETION PERCENTAGE**

**Highest Completion Percentage, Season**

68.8 2004 (380-552)

**Highest Completion Percentage, Opponent, Season**

65.1 1984 (319 of 490)

**Lowest Completion Percentage, Season**

44.6 1967 (150 of 336)

**Lowest Completion Percentage, Opponent, Season**

45.6 1988 (219 of 480)

**Highest Completion Percentage, Game (10 att.)**

87.5 vs. Cin., 11/13/77 (21 of 24)

**Highest Completion Percentage, Opponent, Game (10 att.)**

85.2 @ LA Raiders, 9/5/93 (23 of 27)  
83.3 vs. S.F., 12/26/94 (30 of 36)

**Highest Completion Percentage, Both Teams, Game**

77.6 @ Chi., 9/18/94 (52 of 67)

**Lowest Completion Percentage, Game (10 att.)**

18.2 @ G.B., 10/15/67 (2 of 11)

**Lowest Completion Percentage, Opponent, Game**

15.3 vs. Chi., 12/3/72 (2 of 13)

**Lowest Completion Percentage, Both Teams, Game**

29.8 @ Det., 12/17/67 (14 of 47)

**TOUCHDOWNS**

**Most Touchdowns, Passing, Season**

41 1998

**Most Touchdowns, Passing, Opponent, Season**

35 1984

**Fewest Touchdowns, Passing, Season**

9 1971  
12 2007

**Fewest Touchdowns, Passing, Opponent, Season**

6 1970  
11 1993

**Most Touchdowns, Passing, Game**

7 vs. Balt., 9/28/69  
6 vs. G.B., 9/28/86

**Most Touchdowns, Passing, Opponent, Game**

5 Many Times, last @ T.B., 11/3/02

**SACKS**

**TOTAL SACKS**

**Most Sacks, Season**

71 1989  
51 1992

**Most Sacks, Opponent, Season**

64 1984  
61 1961

**Fewest Sacks, Season**

16 1961  
30 1979, 1980, 2001, 2006

**Fewest Sacks, Opponent, Season**

19 1974  
25 1998\*

**Most Sacks, Game**

9 vs. Det., 10/6/68  
9 vs. Chi., 11/2/69  
9 @ Atl., 12/20/70

9 @ Chi., 10/25/93

**Most Sacks, Opponent, Game**

11 @ Chi., 10/28/84  
10 vs. Balt., 9/23/62

**Most Sacks, Both Teams, Game**

14 vs. Chi., 11/2/69

**SACK YARDAGE**

**Most Sack Yardage, Season**

502 1989

**Most Sack Yardage, Opponent, Season**

538 1961

**Most Sack Yardage, Game**

78 vs. Chi., 11/2/69  
77 @ Atl., 12/20/70

**Most Sack Yardage, Opponent, Game**

114 @ Chi., 12/17/61

**SACK RATIO**

**Highest Attempts/Sack Ratio, Season**

24.4 1981 (709-29)  
21.7 1994 (673-31)  
21.1 1974 (400-19)

**Highest Attempts/Sack Ratio, Opponent, Season**

22.8 1961 (365-16)  
20.1 2002 (542-27)  
20.0 2006 (599-30)

**Fewest Attempts/Sack Ratio, Season**

6.2 1961 (377-61)  
6.8 1964 (326-48)  
7.1 1962 (348-49)

**Fewest Attempts/Sack Ratio, Opponent, Season**

6.9 1989 (488-71)  
7.0 1963 (404-58)  
7.2 1968 (323-45)

**INTERCEPTIONS**

**TOTAL INTERCEPTIONS**

**Most Interceptions, Season**

36 1988

**Most Interceptions, Opponent, Season**

34 1978

**Fewest Interceptions, Season**

8 2000, 2001

**Fewest Interceptions, Opponent, Season**

7 2009

**Most Interceptions, Game**

6 @ T.B., 10/23/88  
6 @ Pitt., 9/24/95

**Most Interceptions, Opponent, Game**

5 Many Times, last @ Cin., 9/18/05

**YARDS**

**Most Yards, Season**

693 2003  
589 1988

**Most Yards, Opponent, Season**

445 1962  
442 1978

**Fewest Yards, Season**

43 2009

**Fewest Yards, Opponent, Season**

37 1982G  
88 1973, 1986

**Most Yards, Game**

169 @ NVG, 11/25/07

**Most Yards, Opponent, Game**

176 @ N.O., 9/3/78

**TOUCHDOWNS**

**Most Touchdowns By Interceptions, Season**

6 1992, 2007

**Most Touchdowns By Interceptions, Opponent, Season**

4 1967, 2006

**PUNTING**

**TOTAL PUNTS**

**Most Punts, Season**

94 2006

**Most Punts, Opponent, Season**

99 1969

**Most Punts, Game**

12 @ G.B., 11/21/82

**Most Punts, Opponent, Game**

12 @ N.O., 11/16/75

**Fewest Punts, Both Teams, Game**

1 @ T.B., 10/29/00

**Consecutive Punts, No Blocks**

563 1979-87

## AVERAGE YARDAGE

**Highest Average Distance, Punting, Season**  
46.9 2008

**Highest Average Distance, Punting, Opponent, Season**  
44.7 2009

**Highest Average Distance, Punting, Game (4 punts)**

57.5 @ Det., 9/16/07

**Highest Average Distance, Punting, Opponent, Game (4 punts)**  
54.9 vs. S.D., 11/4/07

## PUNT RETURNS

### TOTAL RETURNS

**Most Punt Returns, Season**  
59 1988

**Most Punt Returns, Opponent, Season**  
52 1978

**Most Punt Returns, Game**  
9 @ LA Rams, 12/2/79

**Most Punt Returns, Opponent, Game**  
9 @ G.B., 12/21/06

### YARDS GAINED

**Most Yards, Punt Returns, Season**  
553 1988

**Most Yards, Punt Returns, Opponent, Season**  
624 2008

**Most Yards, Punt Returns, Game**  
117 vs. Wash., 11/3/68

**Most Yards, Punt Returns, Opponent, Game**  
176 @ N.O., 10/6/08

### TOUCHDOWNS

**Most Touchdowns, Punt Returns, Season**  
1 Many times, last in 2008

**Most Touchdowns, Punt Returns, Opponent, Season**  
4 2008

## KICKOFF RETURNS

### TOTAL RETURNS

**Most Kickoff Returns, Season**  
86 1984, 2002

**Most Kickoff Returns, Opponent, Season**  
91 2009

**Most Kickoff Returns, Game**  
9 @ Phil., 11/11/01  
9 @ Sea., 9/29/02

**Most Kickoff Returns, Opponent, Game**  
10 @ Balt., 12/13/98

### YARDS GAINED

**Most Yards, Kickoff Returns, Season**  
1,775 1984, 2002

**Most Yards, Kickoff Returns, Opponent, Season**  
2,060 2009

**Most Yards, Kickoff Returns, Game**  
237 @ Phil., 11/11/01

**Most Yards, Kickoff Returns, Opponent, Game**  
367 @ Balt., 12/13/98

### TOUCHDOWNS

**Most Touchdowns, Kickoff Returns, Season**

2 1999, 2009

**Most Touchdowns, Kickoff Returns, Opponent, Season**  
4 1998

## FUMBLES

### TOTAL FUMBLES

**Most Fumbles, Season**

45 1963

**Most Fumbles, Opponent, Season**  
50 1963

**Fewest Fumbles, Season**

10 1998

12 19826

**Fewest Fumbles, Opponent, Season**  
16 2002

**Most Fumbles, Game**

8 @ S.F., 10/24/65

**Most Fumbles, Opponent, Game**

10 vs Det., 11/12/67

### FUMBLES LOST

**Most Fumbles Lost, Season**

25 1965

**Most Fumbles Lost, Opponent, Season**

31 1963

**Fewest Fumbles, Lost, Season**

3 1980

**Fewest Fumbles, Lost, Opponent, Season**

7 2002, 2003

8 1966

**Most Fumbles Lost, Game**

5 @ Atl., 12/21/69 (Lost game)

**Most Fumbles Lost, Opponent, Game**

6 vs. Det., 11/24/63 (Lost game)

**Most Consecutive Games without Losing Fumble**

10 1998-99

## PENALTIES

### TOTAL PENALTIES

**Most Penalties, Season**

137 2002

**Most Penalties, Opponent, Season**

137 2005

**Fewest Penalties, Season**

36 1961

83 1991\*

**Fewest Penalties, Opponent, Season**

47 1972

81 1994\*

**Most Penalties, Game**

16 @ Det., 12/19/82

**Most Penalties, Opponent, Game**

17 @ Cin., 9/18/05

**Fewest Penalties, Game**

0 Many times, last vs. Chi., 12/3/72

**Fewest Penalties, Opponent, Game**

0 @ G.B., 11/27/77

0 @ Chi., 10/23/72

### YARDS PENALIZED

**Most Yards Penalized, Season**

1,139 2002

**Most Yards Penalized, Opponent, Season**

1,167 1998

**Fewest Yards Penalized, Season**

375 1961

565 1991\*

**Fewest Yards Penalized, Opponent, Season**

399 19826

614 1994\*

**Most Yards Penalized, Game**

173 @ L.A. Rams, 9/22/67

**Most Yards Penalized, Opponent, Game**

169 @ Det., 10/25/98

**Fewest Yards Penalized, Game**

0 Many times, last vs. Chi., 12/3/72

**Fewest Yards Penalized, Opponent, Game**

0 Many times, last @ NVJ, 11/23/97

## BLOCKED KICKS

**Most, Season**

13 1976, 1979

**Most, Season, Opponent**

6 1961, 1974

**Most, Game**

4 @ T.B., 11/25/79 (2 pat, 1-fg, 1 punt)

**Most, Game, Opponent**

2 vs. Dal., 10/20/68 (2-fgs)

2 vs. Buff., 12/9/79 (1-fg, 1 punt)

2 @ Atl., 12/15/85 (2-fgs)

2 vs. Chi., 10/28/96 (1 punt, 1-fg)

# VIKINGS OPENING DAY RESULTS

DATE	OPPONENT (ATTENDANCE)	RESULT	HEAD COACH	STARTING QB	FINAL RECORD
9/17/1961	vs. Chicago (32,236)	W, 37-13	Norm Van Brocklin	George Shaw	3-11
9/16/1962	at Green Bay (38,669)	L, 7-34	Norm Van Brocklin	Fran Tarkenton	2-11-1
9/15/1963	at San Francisco (30,781)	W, 24-20	Norm Van Brocklin	Fran Tarkenton	5-8-1
9/13/1964	vs. Baltimore Colts (35,563)	W, 34-24	Norm Van Brocklin	Fran Tarkenton	8-5-1
9/19/1965	at Baltimore Colts (56,562)	L, 16-35	Norm Van Brocklin	Fran Tarkenton	7-7
9/11/1966	at San Francisco (29,312)	T, 20-20	Norm Van Brocklin	Fran Tarkenton	4-9-1
9/17/1967	vs. San Francisco (39,638)	L, 21-27	Bud Grant	Ron VanderKelen	3-8-3
9/14/1968	vs. Atlanta (45,563)	W, 47-7	Bud Grant	Joe Kapp	8-6
9/21/1969	at NY Giants (62,900)	L, 23-24	Bud Grant	Gary Cuzozzo	12-2
9/20/1970	vs. Kansas City (47,900)	W, 27-10	Bud Grant	Gary Cuzozzo	12-2
9/20/1971	at Detroit (54,418)	W, 16-13	Bud Grant	Gary Cuzozzo	11-3
9/18/1972	vs. Washington (47,900)	L, 21-24	Bud Grant	Fran Tarkenton	7-7
9/16/1973	vs. Oakland (46,619)	W, 24-16	Bud Grant	Fran Tarkenton	12-2
9/15/1974	at Green Bay (56,312)	W, 32-17	Bud Grant	Fran Tarkenton	10-4
9/21/1975	vs. San Francisco (48,418)	W, 27-17	Bud Grant	Fran Tarkenton	12-2
9/12/1976	at New Orleans (58,156)	W, 40-9	Bud Grant	Fran Tarkenton	11-2-1
9/18/1977	vs. Dallas (47,678)	L, 10-16 (OT)	Bud Grant	Fran Tarkenton	9-5
9/3/1978	at New Orleans (54,187)	L, 24-31	Bud Grant	Fran Tarkenton	8-7-1
9/2/1979	vs. San Francisco (46,539)	W, 28-22	Bud Grant	Tommy Kramer	7-9
9/7/1980	vs. Atlanta (44,733)	W, 24-23	Bud Grant	Tommy Kramer	9-7
9/5/1981	at Tampa Bay (66,287)	L, 13-21	Bud Grant	Steve Dils	7-9
9/12/1982	vs. Tampa Bay (58,440)	W, 17-10	Bud Grant	Tommy Kramer	5-4
9/4/1983	at Cleveland (70,087)	L, 27-21	Bud Grant	Tommy Kramer	8-8
9/2/1984	vs. San Francisco (57,276)	L, 13-42	Les Steckel	Tommy Kramer	3-13
9/8/1985	vs. San Francisco (57,375)	W, 28-21	Bud Grant	Tommy Kramer	7-9
9/7/1986	vs. Detroit (54,851)	L, 10-13	Jerry Burns	Tommy Kramer	9-7
9/13/1987	vs. Detroit (57,061)	W, 34-19	Jerry Burns	Wade Wilson	8-7
9/4/1988	at Buffalo (76,783)	L, 10-13	Jerry Burns	Wade Wilson	11-5
9/10/1989	vs. Houston (54,015)	W, 38-7	Jerry Burns	Wade Wilson	10-6
9/9/1990	at Kansas City (68,363)	L, 21-24	Jerry Burns	Wade Wilson	6-10
9/1/1991	at Chicago (64,112)	L, 6-10	Jerry Burns	Wade Wilson	8-8
9/6/1992	at Green Bay (58,617)	W, 23-20 (OT)	Dennis Green	Rich Gannon	11-5
9/5/1993	at LA Raiders (44,120)	L, 7-24	Dennis Green	Jim McMahon	9-7
9/4/1994	at Green Bay (59,487)	L, 10-16	Dennis Green	Warren Moon	10-6
9/3/1995	at Chicago (63,036)	L, 14-31	Dennis Green	Warren Moon	8-8
9/1/1996	vs. Detroit (52,972)	W, 17-13	Dennis Green	Warren Moon	9-7
8/31/1997	at Buffalo (79,139)	W, 34-13	Dennis Green	Brad Johnson	9-7
9/6/1998	vs. Tampa Bay (62,538)	W, 31-7	Dennis Green	Brad Johnson	15-1
9/12/1999	at Atlanta (69,555)	W, 17-14	Dennis Green	Randall Cunningham	10-6
9/3/2000	vs. Chicago (64,104)	W, 30-27	Dennis Green	Daunte Culpepper	11-5
9/9/2001	vs. Carolina (64,108)	L, 13-24	Dennis Green	Daunte Culpepper	5-11
9/8/2002	at Chicago (63,226) *	L, 23-27	Mike Tice	Daunte Culpepper	6-10
9/7/2003	at Green Bay (70,505)	W, 30-25	Mike Tice	Daunte Culpepper	9-7
9/12/2004	vs. Dallas (64,105)	W, 35-17	Mike Tice	Daunte Culpepper	8-8
9/11/2005	vs. Tampa Bay (63,939)	L, 13-24	Mike Tice	Daunte Culpepper	9-7
9/11/2006	at Washington (90,608)	W, 19-16	Brad Childress	Brad Johnson	6-10
9/9/2007	vs. Atlanta (62,815)	W, 24-3	Brad Childress	Tarvaris Jackson	8-8
9/8/2008	at Green Bay (71,004)	L, 19-24	Brad Childress	Tarvaris Jackson	10-6
9/13/2009	at Cleveland (70,560)	W, 34-20	Brad Childress	Brett Favre	12-4
9/9/2010	at New Orleans (70,051)	L, 9-14	Brad Childress	Brett Favre	6-10

\*at Champaign, IL #qualified for playoffs

## VIKINGS OPENING DAY HIGHS

**PASSING YARDS**  
 395...Tommy Kramer.....vs. Atl., 9/7/80  
 361...Steve Dils.....at T.B., 9/5/81  
 297...Tommy Kramer.....vs. S.F., 9/2/79

**PASSING TDs**  
 5.....Daunte Culpepper....vs. Dal., 9/12/04  
 4.....Tommy Kramer.....vs. S.F., 9/2/79  
 4.....Fran Tarkenton.....vs. Chi., 9/17/61

**RUSHING YARDS**  
 180....Adrian Peterson.....at Cle., 9/13/09  
 162....Robert Smith.....at Buf., 8/31/97  
 140....Terry Allen.....at K.C., 9/9/90

**RUSHING TDs**  
 3.....Adrian Peterson.....at Cle., 9/13/09  
 3.....Daunte Culpepper.....vs. Chi., 9/3/00

**LONGEST RUN**  
 78t....Robert Smith.....at Buf., 8/31/97  
 73....Dave Osborn.....vs. S.F., 9/17/67  
 64t....Adrian Peterson.....at Cle., 9/13/09

**RECEIVING YARDS**  
 160....Ahmad Rashad.....vs. Atl., 9/7/80  
 152....Gene Washington.....at NVG, 9/21/69  
 152....Ahmad Rashad.....vs. S.F., 9/2/79

**RECEIVING TDs**  
 4.....Ahmad Rashad.....vs. S.F., 9/2/79  
 2.....Rickey Young.....at N.O., 9/3/78  
 2.....Herschel Walker.....at K.C., 9/9/90

**PASS RECEPTIONS**  
 12....Rickey Young.....at N.O., 9/3/78  
 12....Ted Brown.....at T.B., 9/5/81  
 11....Ahmad Rashad.....vs. Atl., 9/7/80

**LONGEST RECEPTION**  
 73t....Anthony Carter.....vs. Detroit, 9/13/87  
 66....Randy Moss.....vs. Chi., 9/3/00  
 63t....Anterio Smith.....vs. Dal., 9/12/04

**COMBINED NET YARDS**  
 200....Herschel Walker.....at K.C., 9/9/90  
 198....Adrian Peterson.....at Cle., 9/13/09  
 193....Terry Allen.....at K.C., 9/9/90

**QB SACKS**  
 3.0....Keith Millard.....vs. Hou., 9/10/89  
 2.0....Brian Robinson.....vs. Atl., 9/3/07  
 2.0....John Randle.....at Buf., 8/31/97

**TOTAL TACKLES**  
 21....Ed McDaniel.....at G.B., 9/4/94  
 16....Jeff Siemon.....at N.O., 9/3/78  
 15....Scott Studwell.....vs. Det., 9/7/86

**INTERCEPTIONS**  
 2.....Larry Vargo.....at Balt., 9/19/65  
 2.....Paul Krause.....vs. Wash., 9/18/72  
 2.....Jeff Siemon.....vs. Wash., 9/18/72

**LONG INTERCEPTION RETURNS**  
 88t....Darren Sharper.....vs. T.B., 9/11/05  
 77....Brian Williams.....at G.B., 9/7/03  
 54t....Kevin Williams.....vs. Atl., 9/9/07

**LONGEST KICK RETURN**  
 73....Clinton Jones.....at NY Giants, 9/21/69  
 51....David Palmer.....at Atl., 9/12/99  
 49....Charlie West.....vs. K.C., 9/20/70

**LONGEST PUNT RETURN**  
 36....Darius Reynaud.....at Cle., 9/13/09  
 29....Leonard Willis.....at N.O., 9/12/76  
 27....Mewelde Moore.....at Wash., 9/11/06

**LONGEST FIELD GOAL**  
 53....Paul Edinger.....vs. T.B., 9/11/05  
 52....Jan Stenerud.....vs. S.D., 9/2/84  
 50....Fuad Reevz.....at G.B., 9/6/92

**LONGEST PUNT**  
 77....Mike Mercer.....at G.B., 9/16/62\*  
 65....Randall Cunningham.....at Buf., 8/31/97  
 62....Chris Kluge.....vs. T.B., 9/11/05

\*NFL Record

# VIKINGS IN FINAL NFL OFFENSIVE/DEFENSIVE RANKINGS

Year	Offense			Defense		
	Total	Rush	Pass	Total	Rush	Pass
1961	12	7	13	14	14	13
1962	12	6	11	12	10	11
1963	11	4	12	9	7	10
1964	6	2	11	10	5	13
1965	4	2	8	7	9	6
1966	4	3	7	6	7	2
1967	14	9	14	6	15	3
1968	14	6	15	5	11	3
1969	10	4	12	*1	2	*1
1970	19	14	14	*1	5	*1
1971	23	17	25	2	6	3
1972	12	20	3	5	16	*1
1973	7	6	14	12	11	12
1974	3	15	2	10	5	18
1975	5t	10	3	*1	*1	*1
1976	6	18	4	6	17	*1
1977	14	21	6	11	21	3
1978	17	28	2	14	10	19
1979	19	23	12	18	26	11
1980	11	27	3	26	25	24
1981	6	28	2	17t	15	18
1982	14	22	5	19	14	19
1983	20	20	13	19	25	6
1984	25	18	22	28	27	26
1985	16	27	7	16	22	15
1986	4	16	5	11	13	13
1987	15	11	20	10	11	16
1988	7	20	4	*1	5	2
1989	14	7	17	*1	11	*1
1990	12	15	11	13	21	3
1991	10	4	21	14	20	13
1992	11	7	18	8	14	7
1993	17	21	14	*1	6	6
1994	3	20	3	5	*1	21
1995	4	16	5	20	4	28
1996	12	24	8	16	24	9
1997	8	6	14	29	23	29
1998	2	11	*1	13	11	19
1999	3	14	5	27	14	30
2000	5	6	7	28	15	28
2001	12	25	7	27	30	18
2002	2	*1	9	26	10	29
2003	*1	4	4	23	17	26
2004	4	18	2	28	21	29
2005	25	27	20	21	19	22
2006	23	16	18	8	*1	31t
2007	13	*1	28	20	*1	32
2008	17	5	25	6	*1	18
2009	5	13	8	6	2	19
2010	23	10	26	8	9	10

\* Led NFL



The 1969 Vikings lived up to their name as the Purple People Eaters. The unit was the 1st in Vikings history to rank #1 in the NFL in defense and were instrumental in the team advancing to Super Bowl IV against Kansas City.

KICKOFF  
EXECUTIVES  
STAFF  
COACHES  
PLAYERS  
ROOKIES  
2010 SEASON  
RECORDS  
PLAYOFF RECORDS  
HISTORY  
EXTRA POINTS

# PLAYOFF RECORDS

## VIKINGS ALL-TIME PLAYOFF LEADERS

### PASSING (MINIMUM 100 ATTEMPTS)

Player	G	Att.	Cmp.	Pct.	Yds.	TD	Lg	Int	Rtg
1. Cunningham, R. (1997-99)	5	151	79	52.3	1,036	9	66†	3	85.9
2. Kapp, Joe (1967-69)	4	101	61	60.3	835	3	28	3	84.4
3. Culpepper, D. (1999-05)	4	134	73	54.5	980	8	68†	5	82.3
4. Wilson, Wade (1981-91)	6	185	99	53.5	1,322	7	63	6	75.6
5. Tarkenton, Fran (1961-66, 72-78)	11	292	149	51.0	1,803	11	57	17	58.6

### RUSHING

Player	G	Att.	Yds.	Avg.	Lg	TD
1. Foreman, Chuck (1973-79)	13	229	860	3.8	62	7
2. Smith, Robert (1993-00)	9	145	590	4.1	27	1
3. Osborn, Dave (1965-75)	13	109	380	3.5	22	5
4. Peterson, Adrian (2007-10)	3	71	268	3.8	40†	5
5. Reed, Oscar (1968-74)	9	56	229	4.1	46	0
6. Nelson, Darrin (1982-89, '91-92)	7	46	170	3.7	14	0
7. Brown, Ted (1979-86)	3	42	160	3.8	18†	3
8. Kapp, Joe (1967-69)	4	27	160	5.9	19	2
9. Hoard, Leroy (1996-99)	6	41	155	3.8	12	4
10. Brown, Bill (1962-74)	12	42	139	3.3	19	1

### RECEIVING

Player	G	No.	Yds.	Avg.	Lg	TD
1. Carter, Kris (1990-01)	12	60	842	14.0	66†	8
2. Foreman, Chuck (1973-79)	13	45	447	9.9	57	0
3. Carter, Anthony (1985-93)	8	37	644	17.4	63	1
4. Moss, Randy (1998-04, '10)	8	35	723	20.7	68†	9
5. Voigt, Stu (1970-80)	14	30	362	12.1	28	3
6. Jordan, Steve (1982-94)	11	26	343	13.2	36	1
7. Henderson, John (1968-72)	6	23	309	13.4	46	0
8. Reed, Jake (1991-99, '01)	8	21	353	16.8	53	2
9. Rashad, Ahmad (1976-82)	7	20	278	13.9	35	1
Smith, Robert (1993-00)	9	20	153	7.7	32	1

### PUNTING (MINIMUM 20 PUNTS)

Player	G	No.	Avg.	Lg	Blk
1. Berger, Mitch (1996-01)	9	41	40.1	63	0
2. Clabo, Neil (1975-77)	4	41	38.6	52	0
3. Coleman, Greg (1978-87)	4	20	38.3	46	1
4. Eischeid, Mike (1972-74)	6	31	38.1	52	1
5. Scribner, Bucky (1987-90)	6	36	36.2	46	1

### INTERCEPTIONS

Player	G	No.	Yds.	Avg.	Lg	TD
1. Bryant, Bobby (1967-80)	14	6	80	13.3	63†	1
2. Browner, Joey (1983-91)	6	3	40	13.3	26	0
Wright, Jeff (1971-77)	12	3	34	11.3	18	0
Wright, Nate (1971-80)	12	3	26	8.7	26	0
Turner, John (1979-83, 85, 87)	4	3	25	8.3	17	0
Krause, Paul (1968-79)	19	3	14	4.7	14	0
Griffith, Robert (1994-01)	8	3	46	15.3	31	0
8. Rutland, Reggie (1987-92)	6	2	45	22.5	45†	1
Hilgenberg, Wally (1968-79)	19	2	0	0.0	0	0
Tate, Robert (1997-01)	5	2	5	2.5	4	0

### PUNT RETURNS (MINIMUM 10 RETURNS)

Player	G	No.	Yds.	Avg.	Lg	TD
1. Carter, Anthony (1985-93)	8	17	259	15.2	84†	1

### KICKOFF RETURNS (MINIMUM 10 RETURNS)

Player	G	No.	Yards	Avg.	Long	TD
1. Palmer, David (1994-00)	6	22	517	23.5	51	0
2. West, Charlie (1968-73)	8	18	387	21.5	51	0
3. Nelson, Darrin (1982-89, 91-92)	8	11	233	21.2	34	0

### SCORING

Player	G	TD	PAT	FG	2pt	Tot
1. Cox, Fred (1963-77)	19	--	38	11	--	71
2. Moss, Randy (1998-04, '10)	8	9	--	--	--	54
3. Carter, Kris (1990-01)	12	8	--	--	--	1 50
4. Anderson, Gary (1998-02)	6	--	17	9	--	44
5. Nelson, Chuck (1986-88)	5	--	13	10	--	43
6. Foreman, Chuck (1973-79)	13	6	--	--	--	36
7. White, Sammy (1976-86)	9	5	--	--	--	30
Gilliam, John (1972-75)	7	5	--	--	--	30
Osborn, Dave (1965-75)	14	5	--	--	--	30
Hoard, Leroy (1996-99)	7	5	--	--	--	30
Peterson, Adrian (2007-10)	3	5	--	--	--	30

### FIELD GOALS (MINIMUM 10 MADE)

Player	G	Att.	Made	Pct.	Lg
1. Nelson, Chuck (1986-88)	5	11	10	.909	47
2. Cox, Fred (1963-77)	19	18	11	.611	44

**BOLD** indicates active in 2010

## BIG DAYS/PLAYOFFS

### 100 YARDS RUSHING

140	Robert Smith vs. Dal., 1/9/00
124	Robert Smith vs. Ari., 1/10/99
<b>122</b>	<b>Adrian Peterson @ N.O., 1/24/10</b>
118	Chuck Foreman vs. LA Rams, 12/26/76
114	Chuck Foreman vs. St.L., 12/21/74
108	Dave Osborn vs. Clew., 1/4/70
105	Chuck Foreman vs. Wash., 12/18/76
101	Brent McClanahan vs. Wash., 12/18/76
101	Chuck Foreman @ LA Rams, 12/26/77

### 250 YARDS PASSING

424	Jeff George @ St.L., 1/16/00
331	Randall Cunningham @ S.F., 1/3/98
316	Daunte Culpepper @ Phi., 1/16/05
310	Brett Favre @ N.O., 1/24/10
302	Daunte Culpepper vs. N.O., 1/6/01
298	Wade Wilson @ S.F., 1/9/88
292	Warren Moon vs. Chi., 1/1/95
287	Joe Kapp @ Balt., 12/22/68
284	Daunte Culpepper @ G.B., 1/9/05
266	Randall Cunningham vs. Atl., 1/17/99
255	Wade Wilson @ S.F., 1/1/89
253	Tommy Kramer vs. Atl., 1/9/83
253	Wade Wilson vs. LA Rams, 12/26/88
252	Tommy Kramer @ Wash., 1/15/83

### 100 YARDS RECEIVING

227	Anthony Carter @ S.F., 1/9/88
188	Randy Moss @ St.L., 1/16/00
159	Amp Lee vs. Chi., 1/1/95
149	Steve Jordan @ S.F., 1/6/90
<b>141</b>	<b>Sidney Rice vs. Dal., 1/17/10</b>
127	Randy Moss vs. Dal., 1/9/00
121	Randy Moss vs. N.O., 1/6/01
120	Gene Washington vs. Clew., 1/4/70
120	Cris Carter vs. N.O., 1/6/01
119	Marcus Robinson @ Phi., 1/19/05
114	Jake Reed @ S.F., 1/3/98
111	John Henderson vs. K.C., 1/11/70
111	Cris Carter @ St.L., 1/16/00
102	Anthony Carter vs. LA Rams, 12/26/88
<b>102</b>	<b>Bernard Berrian @ N.O., 1/24/10</b>



# INDIVIDUAL PLAYOFF RECORDS

## COACHES

### Playoff Seasons

- 12 Bud Grant, 1968-71, 73-78, 80, 82
- 8 Dennis Green, 1992-94, 96-00
- 3 Jerry Burns, 1987-89
- 2 Brad Childress, 2008-09

### Consecutive Playoff Seasons

- 6 Bud Grant, 1973-78
- 5 Dennis Green, 1996-00
- 4 Bud Grant, 1968-71
- 3 Dennis Green, 1992-94
- 3 Jerry Burns, 1987-89
- 2 Brad Childress, 2008-09

## SERVICE

### Most Seasons

- 11 Ron Yary, 1968-71, 1973-78, 80
- 10 Carl Eller, 1968-71, 1973-78
- 10 Wally Hilgenberg, 1968-71, 1973-78
- 10 Paul Krause, 1968-71, 1973-78
- 10 Jim Marshall, 1968-71, 1973-78
- 10 Mick Tingelhoff, 1968-71, 1973-78

### Most Games Played

- 20 Ron Yary, 1968-81
- 19 Carl Eller, 1964-78
- 19 Wally Hilgenberg, 1968-79
- 19 Paul Krause, 1968-79
- 19 Jim Marshall, 1968-79
- 19 Mick Tingelhoff, 1968-78

### Most Consecutive Games Played

- 20 Ron Yary, 1968-80
- 19 Wally Hilgenberg, 1968-78
- 19 Jim Marshall, 1968-78
- 19 Mick Tingelhoff, 1968-78
- 18 Carl Eller, 1968-78
- 18 Paul Krause, 1968-78

### Most Games Started

- 19 Jim Marshall, 1968-79
- 19 Mick Tingelhoff, 1968-78
- 19 Carl Eller, 1968-78
- 19 Paul Krause, 1968-79

### Most Consecutive Games Started

- 19 Carl Eller, 1968-78
- 19 Jim Marshall, 1968-79
- 19 Mick Tingelhoff, 1968-78
- 19 Paul Krause, 1968-79

## SCORING

### Total Points

- 18 Adrian Peterson @ N.O., 1/24/10
- 18 Sidney Rice vs. Dal., 1/17/10
- 18 Leroy Hoard vs. Ari., 1/10/99
- 18 Chuck Nelson @ S.F., 1/9/88

### Touchdowns

- 3 Adrian Peterson @ N.O., 1/24/10
- 3 Sidney Rice vs. Dal., 1/17/10
- 3 Leroy Hoard vs. Ari., 1/10/99

### Field Goals Made

- 5 Chuck Nelson @ S.F., 1/9/88
- 3 Rick Danmeier vs. Atl., 1/9/83
- 3 Chuck Nelson @ N.O., 1/3/88
- 3 Eddie Murray @ NVG, 12/27/97

### Longest Field Goal

- 52 Fuad Reveziz @ NVG, 1/9/94

### Field Goals Attempted

- 5 Chuck Nelson @ S.F., 1/9/88 (5 FG)

### Extra Points Attempted-Made

- 5-5 Fred Cox vs. Wash., 12/18/76
- 5-5 Chuck Nelson @ N.O., 1/3/88
- 5-5 Gary Anderson vs. Ari., 1/10/99

## RUSHING

### Yards

- 140 Robert Smith vs. Dal., 1/9/00
- 124 Robert Smith vs. Ari., 1/10/99
- 122 Adrian Peterson @ N.O., 1/24/10

### Rushing Attempts

- 31 Chuck Foreman @ LA Rams, 12/26/77

### Touchdowns Rushing

- 3 Adrian Peterson @ N.O., 1/24/10
- 2 Dave Osborn vs. LA Rams, 12/27/69
- 2 Chuck Foreman vs. Wash., 12/18/76
- 2 Alfred Anderson vs. LA Rams, 12/26/88
- 2 Leroy Hoard vs. Ari., 1/10/99
- 2 Adrian Peterson vs. Phil., 1/4/09

### Rushing Average (Min. 10 Attempts)

- 7.9 Chuck Foreman vs. LA Rams, 12/26/76 (15-118)
- 6.5 Robert Smith vs. Ari., 1/10/99 (19-124)
- 6.0 Dave Osborn vs. Cleve., 1/4/70 (18-108)

### Longest Run

- 62 Chuck Foreman vs. LA Rams, 12/26/76
- 46 Oscar Reed vs. Wash., 12/22/73
- 41 Brent McClanahan vs. Wash., 12/18/76
- 40 Adrian Peterson vs. Phil., 1/4/09 (td)
- 30 Chuck Foreman vs. Wash., 12/18/76 (td)
- 30 Daunte Culpepper vs. N.O., 1/6/01

## PASSING

### Passing Yards

- 424 Jeff George @ St.L., 1/16/00
- 331 Randall Cunningham @ S.F., 1/3/98
- 316 Daunte Culpepper @ Phil., 1/16/05
- 310 Brett Favre @ N.O., 1/24/10
- 302 Daunte Culpepper vs. N.O., 1/6/01

### Pass Attempts

- 52 Warren Moon vs. Chi., 1/1/95
- 48 Randall Cunningham vs. Atl., 1/17/99

### Pass Completions

- 29 Warren Moon vs. Chi., 1/1/95
- 29 Randall Cunningham vs. Atl., 1/17/99
- 29 Jeff George @ St.L., 1/16/00

### Touchdown Passes

- 4 Jeff George @ St.L., 1/16/00
- 4 Daunte Culpepper @ G.B., 1/9/05
- 4 Brett Favre vs. Dal., 1/17/10
- 3 Fran Tarkenton vs. Wash., 12/18/76
- 3 Randall Cunningham @ S.F., 1/3/98
- 3 Randall Cunningham vs. Ari., 1/10/99
- 3 Jeff George vs. Dal., 1/9/00
- 3 Daunte Culpepper vs. N.O., 1/6/01

### Passes Had Intercepted

- 5 Tommy Kramer @ Phil., 1/3/81

### Completion Percentage (Min. 15 attempts)

- 72.2 Rich Gannon @ S.F., 1/6/90 (13-18)
- 65.5 Daunte Culpepper @ G.B., 1/9/05 (19-29)
- 64.3 Fran Tarkenton vs. Mia., 1/13/74 (18-28)

### Longest Completion

- 75 Joe Kapp to Gene Washington vs. Cleve., 1/4/70, (td)
- 68 Daunte Culpepper to Randy Moss vs. N.O., 1/6/01 (td)
- 68 Daunte Culpepper to Moe Williams, @ G.B., 1/9/05 (td)
- 66 Randall Cunningham to Cris Carter @ S.F., 1/3/98

### Most Times Sacked

- 8 Wade Wilson @ Wash., 1/17/88

## PASS RECEIVING

### Receptions

- 11 Amp Lee vs. Chi., 1/1/95
- 10 Anthony Carter @ S.F., 1/9/88

### Receiving Yards

- 227 Anthony Carter @ S.F., 1/9/88
- 188 Randy Moss @ St.L., 1/16/00

### Touchdowns Receiving

- 3 Sidney Rice vs. Dal., 1/17/10
- 2 John Cilliam vs. Wash., 12/22/73
- 2 John Cilliam vs. St.L., 12/21/74
- 2 Sammy White vs. Wash., 12/18/76
- 2 Cris Carter @ S.F., 1/3/98
- 2 Randy Moss @ St.L., 1/16/00
- 2 Randy Moss vs. N.O., 1/6/01
- 2 Randy Moss @ G.B., 1/9/05

## RUSHING-RECEIVING

### Yards

- 257 Anthony Carter @ S.F., 1/9/88, (ru-30, re-227)
- 199 Chuck Foreman @ LA Rams, 12/26/77, (ru-118, re-81)
- 198 Robert Smith vs. Dal., 1/9/00, (ru-140, re-58)

## COMBINED YARDAGE

### Yards

- 278 Anthony Carter @ S.F., 1/9/88 (ru-30, re-227, rt-21)

## PUNTING

### Punts

- 10 Bucky Scribner @ Wash., 1/17/88

### Punt Average (Min. 4 punts)

- 50.8 Mitch Berger vs. Atl., 1/17/99 (4-203)

## PUNT RETURNS

### Punt Returns

- 6 Anthony Carter @ N.O., 1/3/88

### Punt Return Yardage

- 143 Anthony Carter @ N.O., 1/3/88

### Longest Punt Return

- 84 Anthony Carter @ N.O., 1/3/88 (td)
- 26 Anthony Carter @ Wash., 1/17/88

### Punt Return Average (3 returns)

- 23.8 Anthony Carter @ N.O., 1/3/88, (6-143)

### Fair Catches

- 5 Bobby Bryant vs. S.F., 12/27/70

## KICKOFF RETURNS

### Kickoff Returns

- 7 Robert Tate @ St.L., 1/16/00

### Kickoff Return Yardage

- 151 Robert Tate @ St.L., 1/16/00

### Longest Kickoff Return

- 61 Clinton Jones vs. Dal., 12/25/71
- 58 Robert Smith vs. Chi., 1/1/95

### Kickoff Return Average (3 returns)

- 26.5 David Palmer @ NVG., 12/27/97, (4-106)

## INTERCEPTIONS

### Interceptions

- 2 Bobby Bryant @ Dal., 12/30/73
- 2 Bobby Bryant vs. LA Rams, 12/26/76
- 2 John Turner vs. Atl., 1/9/83
- 2 Joey Browner vs. LA Rams, 12/26/88
- 2 Robert Griffith vs. Ari., 1/10/99

### Interception Return Yardage

- 63 Bobby Bryant @ Dal., 12/30/73

### Longest Interception Return (All TDs)

- 63 Bobby Bryant @ Dal., 12/30/73
- 45 Reggie Rutland, @ S.F., 1/9/88

## FUMBLES

### Longest Fumble Return (All TDs)

- 22 Paul Krause vs. S.F., 12/27/70
- 20 Nate Wright vs. St.L., 12/21/74

## TACKLES

### Career Total (solos and assists)

- 129 Jeff Siemon
- 123 Wally Hilgenberg
- 112 Alan Page

### Season Total (solos and assists)

- 34 Jeff Siemon, 1974
- 32 Joey Browner, 1987
- 28 Roy Winston, 1969
- 28 Jeff Siemon, 1976

### Game Total (solos and assists)

- 17 Jeff Siemon vs. Oak., 1/9/77
- 16 Wally Hilgenberg vs. Dal., 12/28/75
- 16 Jeff Siemon @ Phil., 1/3/81

## SACKS

### Career

- 10.5 Carl Eller (1964-78)
- 8.5 Alan Page (1967-78)
- 7.5 Jim Marshall (1961-79)

### Season

- 4.0 Ray Edwards, 2009
- 3.0 Bob Lurtsema, 1974
- 3.0 Carl Eller, 1975
- 3.0 Chris Doleman, 1987

### Game

- 3.0 Carl Eller vs. Dal., 12/28/75
- 3.0 Ray Edwards vs. Dal., 1/17/10
- 2.0 Carl Eller vs. LA Rams, 12/27/69
- 2.0 Alan Page vs. Dal., 12/25/71
- 2.0 Carl Eller vs. LA Rams, 12/26/76
- 2.0 Jim Marshall @ Dal., 1/1/78
- 2.0 Chris Doleman @ S.F., 1/9/88
- 2.0 Jason Fisk vs. Atl., 1/17/99
- 2.0 Jared Allen vs. Phi., 1/4/09

# TEAM PLAYOFF RECORDS

## SCORING

**Most Points**  
44 @ N.O., 1/3/88, 44-10 W

**Fewest Points**  
0 @ NYG, 1/14/01, 0-41 L

**Opponent/Most Points**  
49 @ St.L., 1/16/00, 37-49 L

**Opponent/Fewest Points**  
3 Dal., 1/27/10, 34-3 W

**Most Decisive Win**  
34 @ N.O., 1/3/88, 44-10

**Most Decisive Loss**  
41 @ NYG, 1/14/01, 0-41

**Most Points Combined**  
86 @ St.L., 1/16/00, 37-49 L  
62 vs. Ari., 1/10/99, 41-21 W

**Most Points Overcome To Win Game**  
16 @ NYG, 12/27/97, 23-22 W  
10 vs. LA Rams, 12/27/69, 23-20 W  
8 vs. Atl., 1/9/83, 30-24 W

## FIRST DOWNS

**Most First Downs**  
31 @ N.O., 1/24/10  
28 @ N.O., 1/3/88

**Fewest First Downs**  
9 vs. Pitt., 1/12/75  
9 @ NYG, 1/14/01

**Opponent/Most First Downs**  
31 @ S.F., 1/3/98  
31 @ NYG, 1/14/01

**Opponent/Fewest First Downs**  
9 @ Dal., 12/30/73  
9 @ N.O., 1/3/88  
9 @ NYG, 1/14/01

### MOST FIRST DOWNS BY:

**Rushing**  
14 @ Dal., 12/30/73  
14 @ N.O., 1/3/88

**Passing**  
20 @ St.L., 1/16/00  
19 vs. Atl., 1/17/99

**Penalty**  
4 @ N.O., 1/24/10  
4 vs. Atl., 1/9/83

### FEWEST FIRST DOWNS BY:

**Rushing**  
2 vs. K.C., 1/11/70  
2 vs. Oak., 1/9/77  
2 @ LA Rams, 12/31/78  
2 @ S.F., 1/3/98  
2 @ NYG, 1/14/01

**Passing**  
4 vs. Pitt., 1/12/75  
4 @ LA Rams, 12/26/77  
4 vs. Wash., 1/2/93

**MOST OPP. FIRST DOWNS BY:**

**Rushing**  
16 @ Dal., 12/28/96

**Passing**  
19 @ NYG, 1/14/01

**Penalty**  
5 @ S.F., 1/3/98  
5 vs. Ari., 1/10/99

**FEWEST OPP. FIRST DOWNS BY:**

**Rushing**  
0 @ N.O., 1/3/88

**Passing**  
4 vs. Mia., 1/13/74  
4 @ Wash., 1/17/88

## TOTAL YARDS

**Most Net Yards Gained**  
476 @ St. L., 1/16/00  
475 @ N.O., 1/24/10  
429 vs. N.O., 1/6/01

**Fewest Net Yards Gained**  
114 @ NYG, 1/14/01  
123 vs. Pitt., 1/12/75

**Opponent/Most Net Yards Gained**  
518 @ NYG, 1/14/01

**Opponent/Fewest Net Yards Gained**  
149 @ N.O., 1/3/88

## RUSHING

**Most Yards Rushing**  
222 vs. Clev., 1/4/70  
210 @ N.O., 1/3/88

**Fewest Yards Rushing**  
21 vs. Pitt., 1/12/75

**Opponent/Most Yards Rushing**  
255 @ Dal., 12/28/96

**Opponent/Fewest Yards Rushing**  
31 @ St.L., 1/16/00  
50 @ Balt., 12/22/68

## PASSING

**Most Net Yards Passing**  
389 @ St.L., 1/16/00  
340 vs. Chi., 1/1/95

**Fewest Net Yards Passing**  
45 @ LA Rams, 12/26/77

**Opponent/Most Net Yards Passing**  
380 @ NYG, 1/14/01

**Opponent/Fewest Net Yards Passing**  
63 @ Dal., 12/30/73  
63 vs. Mia., 1/13/74

**Most Pass Attempts**  
61 vs. Chi., 1/1/95  
50 @ St.L., 1/16/00

**Fewest Pass Attempts**  
10 @ LA Rams, 12/26/77  
13 vs. Clev., 1/4/70

**Opponent/Most Pass Attempts**  
48 vs. N.O., 1/6/01  
45 vs. LA Rams, 12/26/88

**Opponent/Fewest Pass Attempts**  
7 vs. Mia., 1/13/74

**Most Pass Completions**  
33 vs. Chi., 1/1/95  
29 vs. Atl., 1/17/99  
29 @ St.L., 1/16/00

**Fewest Pass Completions**  
5 @ LA Rams, 12/26/77  
6 vs. Wash., 1/2/93

**Opponent/Most Completions**  
30 @ N.O., 1/6/01  
29 @ NYG, 1/14/01

**Opponent/Fewest Completions**  
6 vs. Mia., 1/13/74

**Most QB Sacks**  
6 vs. Dal., 1/17/10

**Opponent/Most QB Sacks**  
8 @ Wash., 1/17/88

## INTERCEPTIONS

**Most Passes Intercepted**  
4 @ Dal., 12/30/73  
4 @ N.O., 1/3/88  
4 @ G.B., 1/9/05

**Opponent/Most Passes Intercepted**  
5 @ Phil., 1/3/81



Leroy Hoard tied a Vikings record with 18 points in a playoff game against Arizona on Jan. 10, 1999.

## PENALTIES

**Most Penalties**  
11 vs. Chi., 1/1/95

**Fewest Penalties**  
1 vs. S.F., 12/27/70

**Opponent/Most Penalties**  
13 vs. Ari., 1/10/99

**Opponent/Fewest Penalties**  
0 vs. Wash., 12/22/73

**Most Yards Penalized**  
108 @ Phil., 1/16/05

**Fewest Yards Penalized**  
5 vs. S.F., 12/27/70

**Opponents/Most Yards Penalized**  
107 vs. Pitt., 1/12/75

## PUNTING

**Most Punts**  
10 @ Wash., 1/17/88

**Fewest Punts**  
1 vs. Ari., 1/10/99

**Opponent/Most Punts**  
8 vs. S.F., 12/27/70  
8 @ Dal., 1/1/78  
8 @ Wash., 1/17/88

**Opponent/Fewest Punts**  
1 @ Dal., 12/28/96  
1 @ NYG, 1/14/01

**Highest Average (4 Punts)**  
50.8 vs. Atl., 1/17/99

**Opponent/Highest Average (4 Punts)**  
51.3 @ N.O., 1/24/10

## PUNT RETURNS

**Most Punt Returns**  
6 @ N.O., 1/3/88

**Most Punt Return Yards**  
143 @ N.O., 1/3/88

**Opponent/Most Punt Returns**  
7 vs. LA Rams, 12/26/76

**Opponent/Most Punt Return Yards**  
109 vs. Phi., 1/4/09

## KICKOFF RETURNS

**Most Kickoff Returns**  
8 @ Dal., 12/28/96  
8 @ St.L., 1/16/00  
8 @ NYG, 1/14/01

**Most Kickoff Return Yards**  
174 @ St.L., 1/16/00

**Opponent/Most Kickoff Returns**  
8 @ Wash., 1/9/88

**Opponent/Most Kickoff Return Yards**  
183 @ N.O., 1/24/10

## FUMBLES

**Most Fumbles**  
6 @ N.O., 1/24/10

**Most Fumbles Lost**  
4 @ Dal., 12/28/96

**Opponent/Most Fumbles**  
5 vs. S.F., 12/27/70

**Opponent/Most Fumbles Lost**  
3 vs. S.F., 12/27/70  
3 vs. LA Rams, 12/29/74

# INDIVIDUAL PLAYOFF RECORDS

**1968 (8-6 regular season, NFL Central Champions)**  
Western Conference Championship  
at Baltimore (60,238) ..... 12/22/68 ..... 14-24 L

**1969 (12-2 regular season, NFL Central Champions)**  
Western Conference Championship  
vs. L.A. Rams (47,900) ..... 12/27/69 ..... 23-20 W  
NFL Championship  
vs. Cleveland (47,900) ..... 1/4/70 ..... 27-7 W  
Super Bowl IV (New Orleans, LA)  
vs. Kansas City (80,562) ..... 1/11/70 ..... 7-23 L

**1970 (12-2 regular season, NFC Central Champions)**  
NFC Divisional Playoffs  
vs. San Francisco (46,050) ..... 12/27/70 ..... 14-17 L

**1971 (11-3 regular season, NFC Central Champions)**  
NFC Divisional Playoffs  
vs. Dallas (49,100) ..... 12/25/71 ..... 12-20 L

**1973 (12-2 regular season, NFC Central Champions)**  
NFC Divisional Playoffs  
vs. Washington (46,409) ..... 12/22/73 ..... 27-20 W  
NFC Championship Game  
at Dallas (60,272) ..... 12/30/73 ..... 27-10 W  
Super Bowl VIII (Houston, TX)  
vs. Miami (68,142) ..... 1/13/74 ..... 7-24 L

**1974 (10-4 regular season, NFC Central Champions)**  
NFC Divisional Playoffs  
vs. St. Louis (44,626) ..... 12/21/74 ..... 30-14 W  
NFC Championship Game  
vs. L.A. Rams (47,404) ..... 12/29/74 ..... 14-10 W  
Super Bowl IX (New Orleans, LA)  
vs. Pittsburgh (80,997) ..... 1/12/75 ..... 6-16 L

**1975 (12-2 regular season, NFC Central Champions)**  
NFC Divisional Playoffs  
vs. Dallas (46,425) ..... 12/28/75 ..... 14-17 L

**1976 (11-2-1 regular season, NFC Central Champions)**  
NFC Divisional Playoffs  
vs. Washington (47,221) ..... 12/18/76 ..... 35-20 W  
NFC Championship Game  
vs. L.A. Rams (47,191) ..... 12/26/76 ..... 24-13 W  
Super Bowl XI (Pasadena, CA)  
vs. Oakland (103,438) ..... 1/9/77 ..... 14-32 L

**1977 (9-5 regular season, NFC Central Champions)**  
NFC Divisional Playoffs  
at L.A. Rams (62,538) ..... 12/26/77 ..... 14-7 W  
NFC Championship Game  
at Dallas (61,968) ..... 1/1/78 ..... 6-23 L

**1978 (8-7-1 regular season, NFC Central Champions)**  
NFC Divisional Playoffs  
at L.A. Rams (69,631) ..... 12/31/78 ..... 10-34 L

**1980 (9-7 regular season, NFC Central Champions)**  
NFC Divisional Playoffs  
at Philadelphia (68,434) ..... 1/3/81 ..... 16-31 L

**1982 (5-4 regular season, strike-shortened season)**  
NFC First-Round Playoffs  
vs. Atlanta (60,560) ..... 1/9/83 ..... 30-24 W  
NFC Second-Round Playoffs  
at Washington (54,593) ..... 1/15/83 ..... 7-21 L

**1987 (8-7 regular season, NFC Central runner-up)**  
NFC First-Round Playoffs  
at New Orleans (68,127) ..... 1/3/88 ..... 44-10 W  
NFC Divisional Playoffs  
at San Francisco (62,547) ..... 1/9/88 ..... 36-24 W  
NFC Championship Game  
at Washington (55,212) ..... 1/17/88 ..... 10-17 L

**1988 (11-5 regular season, NFC Central runner-up)**  
NFC First-Round Playoffs  
vs. L.A. Rams (57,666) ..... 12/26/88 ..... 28-17 W  
NFC Divisional Playoffs  
at San Francisco (61,848) ..... 1/1/89 ..... 9-34 L

**1989 (10-6 regular season, NFC Central Champions)**  
NFC Divisional Playoffs  
at San Francisco (64,585) ..... 1/6/90 ..... 13-41 L

**1992 (11-5 regular season, NFC Central Champions)**  
NFC First-Round Playoffs  
vs. Washington (57,353) ..... 1/2/93 ..... 7-24 L

**1993 (9-7 regular season, NFC Central runner-up)**  
NFC First-Round Playoffs  
at N.Y. Giants (75,089) ..... 1/9/94 ..... 10-17 L

**1994 (10-6 regular season, NFC Central Champions)**  
NFC First-Round Playoffs  
vs. Chicago (60,347) ..... 1/1/95 ..... 18-35 L

**1996 (9-7 regular season, NFC Central runner-up)**  
NFC First-Round Playoffs  
at Dallas (64,682) ..... 12/28/96 ..... 15-40 L

**1997 (9-7 regular season, NFC Central 4th place)**  
NFC First-Round Playoffs  
at N.Y. Giants (77,710) ..... 12/27/97 ..... 23-22 W  
NFC Divisional Playoffs  
at San Francisco (65,018) ..... 1/3/98 ..... 22-38 L

**1998 (15-1 regular season, NFC Central Champions)**  
NFC Divisional Playoffs  
vs. Arizona (63,760) ..... 1/10/99 ..... 41-21 W  
NFC Championship  
vs. Atlanta (64,060) ..... 1/17/99 ..... 27-30 L (OT)

**1999 (10-6 regular season, NFC Central runner-up)**  
NFC First-Round Playoffs  
vs. Dallas (64,056) ..... 1/9/00 ..... 27-10 W  
NFC Divisional Playoffs  
at St. Louis (66,194) ..... 1/16/00 ..... 37-49 L

**2000 (11-5 regular season, NFC Central Champions)**  
NFC Divisional Playoffs  
vs. New Orleans (63,881) ..... 1/6/01 ..... 34-16 W  
NFC Championship  
at NY Giants (79,310) ..... 1/14/01 ..... 0-41 L

**2004 (8-8 regular season, NFC North runner-up)**  
NFC First-Round Playoffs  
at Green Bay (71,075) ..... 1/9/05 ..... 31-17 W  
NFC Divisional Playoffs  
at Philadelphia (67,222) ..... 1/16/05 ..... 14-27 L

**2008 (10-6 regular season, NFC North Champions)**  
NFC First-Round Playoffs  
vs. Philadelphia (61,746) ..... 1/4/09 ..... 14-26 L

**2009 (12-4 regular season, NFC North Champions)**  
NFC Divisional Playoffs  
vs. Dallas (63,547) ..... 1/17/10 ..... 34-3 W  
NFC Championship  
at New Orleans (71,276) ..... 1/24/10 ..... 28-31 L (OT)

## ALL-TIME PLAYOFF GAMES BY FRANCHISE

Team	Total Games	W-L
Dallas Cowboys	58	33-25
Pittsburgh Steelers	53	33-20
Green Bay Packers	45	29-16
<b>MINNESOTA VIKINGS</b>	<b>45</b>	<b>19-26</b>
New York Giants	44	20-24
Oakland Raiders	43	25-18
St. Louis Rams	43	19-24
San Francisco 49ers	42	25-17
Washington Redskins	40	23-17
Miami Dolphins	40	20-20

KICKOFF  
 EXECUTIVES  
 STAFF  
 COACHES  
 PLAYERS  
 ROOKIES  
 2010 SEASON  
 RECORDS  
 PLAYOFF RECORDS  
 HISTORY  
 EXTRA POINTS





# YOU BELONG HERE

DON'T MISS A MOMENT,  
2011 TICKETS ON SALE NOW

[VIKINGS.COM](http://VIKINGS.COM) | [TICKETMASTER.COM](http://TICKETMASTER.COM)



**SHOW YOUR  
HORNS**



**HISTORY**


# VIKINGS LORE

**FRANCHISE FOUNDED** – Minnesota was granted an NFL franchise at the league owners' meetings in Miami on Jan. 28, 1960. The team began play in 1961. The founding group consisted of Max Winter, E. William Boyer, H.P. Skoglund, Ole Haugrud and Bernard H. Ridder, Jr.

**ROSE NAMED GENERAL MANAGER** – In August 1960, former Los Angeles Rams Public Relations Director Bert Rose was named the team's first General Manager.

**TEAM NICKNAMED** – In one of his first moves with the team, Bert Rose recommended the nickname "Vikings" to the Board of Directors. The name was selected because it represented both an aggressive person with the will to win and the Nordic tradition in the northern Midwest.

**FIRST COLLEGE DRAFT** – On Dec. 27, 1960, RB Tommy Mason of Tulane was taken with the 1st overall choice and the first-ever draft pick utilized by the Vikings. Also selected that year were QB Fran Tarkenton (3rd round) and DB Ed Sharrock (5th round).



**Norm Van Brocklin (center) was named the Vikings first head coach prior to the 1961 inaugural season.**

**FIRST HEAD COACH** – Norm Van Brocklin was selected as the first head coach in franchise history on Jan. 18, 1961. He retired as a player in 1960 after 12 seasons in the NFL as a Hall of Fame QB who led Philadelphia to the NFL title in his final season on the field in 1960. Known as "The Dutchman" his tenacious style was infamous as a player and coach.

**EXPANSION DRAFT** – Following the 1960 season, the Vikings were allowed to select 3 players from the roster of each team after each team was allowed to protect 30 of their 38 players. Dallas, a 1960 expansion team, was exempt from this process. Among the future Vikings stalwarts selected in the Jan. 26, 1961 Expansion Draft were OL Grady Alderman (Detroit) and RB Hugh McElhenny (San Francisco).

**ASSIGNED CONFERENCE** – On April 12, 1961, the NFL assigned the Vikings to the Western Conference. Minnesota joined Baltimore, Chicago, Detroit, Green Bay, Los Angeles and San Francisco in the conference.

**TRAINING CAMP OPENS IN BEMIDJI** – The fledgling Vikings opened their debut training camp on the campus of Bemidji State University on July 7, 1961.

**FIRST GAME** – In the first game in franchise history, the Vikings played the Dallas Cowboys in a preseason game in Sioux Falls, SD, on Aug. 5, 1961. The Cowboys defeated the Vikings, 38-13.

**FIRST HOME GAME** – The Minnesota Vikings played the Los Angeles Rams in preseason action at Metropolitan Stadium in Bloomington, MN, on Sept. 10, 1961, the team's first game in the Twin Cities. The Rams defeated the Vikings, 21-17.

**FIRST REGULAR-SEASON GAME** – In a stunning upset, the Vikings defeated the Chicago Bears, 37-13, at Metropolitan Stadium in the Vikings' first NFL regular-season game on Sept. 17, 1961. Kicker Mike Mercer scored the first points in team history with a 12-yard field goal. Bob Schnelker scored the team's first touchdown on

a 14-yard pass from Fran Tarkenton. In his NFL debut Tarkenton came off the bench to complete 17-of-23 passes for 250 yards and 4 touchdowns.

**FIRST PRO BOWLERS** – On Jan. 14, 1962, RB Hugh McElhenny and WR Jerry Reichow became the first Vikings to compete in the Pro Bowl. They were part of the Western Conference All-Stars who beat the Eastern Conference squad, 31-30, at the Los Angeles Coliseum.

**FIRST ALL-PRO** – In 1963 RB Tommy Mason, who was the team's first ever draft choice, was the first Vikings player to earn All-Pro recognition. He was a consensus pick after rushing for 763 yards and 7 touchdowns on 166 carries (4.6 avg.).

**FINKS HIRED** – On Sept. 11, 1964, Jim Finks was named the team's second general manager, succeeding Bert Rose, who resigned in June, 1964. Finks previously had served as general manager for Calgary of the Canadian Football League for 7 years.

**FIRST WINNING SEASON** – Minnesota won its final 3 regular-season games in 1964 to achieve the first winning season in team history with an 8-5-1 record. The Vikings tied for 2nd in the NFL Western Conference behind Baltimore.

**MET EXPANDED** – A new grandstand was constructed on the east side of Metropolitan Stadium that increased capacity from 41,200 to 47,200. The new seats were formally dedicated on Aug. 20, 1965, when Minnesota played Philadelphia in a preseason game.

**NFL RE-ALIGNED** – On Dec. 2, 1966, Minnesota, Chicago, Detroit and Green Bay were chosen to make up the newly-formed Central Division of the Western Conference of the NFL.

**VAN BROCKLIN RESIGNS** – After compiling a 29-51-4 record while leading the Vikings in their first six years of existence, Head Coach Norm Van Brocklin resigned in Feb. 11, 1967. His best season was 1964, when he led the team to a tie for 2nd place in the NFL Western Conference with an 8-5-1 record.

**TARKENTON TRADED** – On March 7, 1967, QB Fran Tarkenton is traded to the NY Giants for a 1st and 2nd-round choice in 1967, a 1st-round choice in '68 and a 2nd-round choice in '69. With the picks Minnesota selected Clinton Jones and Bob Grim in '67, Ron Yary in '68 and Ed White in '69.

**GRANT NAMED HEAD COACH** – Bud Grant was named the second head coach in Vikings history on March 10, 1967. He came to Minnesota after leading the Winnipeg Blue Bombers to 4 Grey Cup Championships in 10 years

as head coach.

**FIRST DIVISION TITLE** – On Dec. 15, 1968 the Vikings defeated the Philadelphia Eagles, 24-17, at Franklin Field then retired to the dressing room to listen to the Chicago-Green Bay game on the radio. Minnesota needed the Bears to lose to clinch the Vikings' 1st Division title. Chicago tried to rally from a 28-10 4th quarter deficit but eventually fell 28-17.

**FIRST PLAYOFF GAME** – On Dec. 22, 1968, in the first playoff game in franchise history, the Colts defeated the Vikings, 24-14, in the Western Conference Championship Game at Baltimore's Memorial Stadium. Minnesota trailed 21-0 in the 4th quarter but a late rally fell short.

**SECOND DIVISION TITLE** – On Nov. 27, 1969, the Vikings shut out Detroit, 27-0, at Tiger Stadium to clinch the franchise's 2nd division title. The victory over the Lions was the 10th of a 12-game win streak, the longest in the NFL in 35 years. Minnesota finished the season with the NFL's best record (12-2) of '69.

**FIRST PLAYOFF WIN** – On Dec. 27, 1969, in the first NFL playoff game in Minnesota, the Vikings came from behind to defeat the LA Rams, 23-20, in the Western Conference Championship Game. Minnesota overcame deficits of 17-7 at halftime and 20-14 in the 4th quarter for the franchise's 1st postseason win.

**FIRST NFL CHAMPIONSHIP GAME** – The Vikings defeated the Browns, 27-7, in the NFL Championship Game on Jan. 4, 1970, at Metropolitan Stadium. Minnesota became the 1st modern NFL expansion team to win an NFL Championship Game. The Vikings dominated the game, leading 27-0 at one point.

**FIRST SUPER BOWL** – On Jan. 11, 1970, the Vikings lost to Kansas City, 23-7, in Super Bowl IV at Tulane Stadium in New Orleans. Not only was the game the 1st Super Bowl in franchise history, but it was the 1st Super Bowl played by a modern expansion team.

**AFL-NFL MERGER LEADS TO RE-ALIGNMENT** – In January 1970 the modern NFL was divided into the American Conference (AFC) and National Conference (NFC) with an Eastern, Central and Western Division in each Conference. Minnesota is assigned to the NFC Central with traditional foes Chicago, Detroit and Green Bay.

**THIRD DIVISION TITLE** – On Dec. 5, 1970, the Vikings defeated the Bears, 16-13, at Metropolitan Stadium to clinch their 3rd straight division title. Minnesota hosted San Francisco in a divisional playoff game but lost, 17-14. For the 2nd consecutive season, the Vikings had the league's best record with a 12-2 mark.



**Bud Grant and Chuck Foreman, who were both named to the 50 Greatest Vikings list, spent seven years together from 1973-1979. In that time the Vikings won six division championships and appeared in three Super Bowls.**



**FOURTH DIVISION TITLE** – On Dec. 11, 1971, the Vikings defeated the Lions, 29-10, at Metropolitan Stadium to clinch their 4th-straight division title. Minnesota finished the year with an 11-3 mark, which tied Dallas for the league's best record in '71. The Vikings lost to the eventual Super Bowl champion Cowboys, 20-12, in a divisional playoff game at Metropolitan Stadium.

**PAGE NAMED NFL'S MVP** – In 1971 Alan Page became the first defensive player to be named the Most Valuable Player of the National Football League by the Associated Press. Page headed a Vikings defense that held opponents to fewer than 10 points a game to lead the league in scoring defense for the 3rd consecutive year.

**VIKINGS RE-ACQUIRE TARKENTON** – In 1972 the Vikings traded Norm Snead, Bob Grim, Vince Clements and a 1st-round choice in '72 and '73 to the NY Giants for Fran Tarkenton.

**BOYER DIES** – In 1972 E. William Boyer passed away. He was one of the prime forces in the drive to bring an NFL franchise to Minnesota. Boyer was president of the Vikings from 1960-64 and sat on the Board of Directors for the first 12 years of the team's existence. He was replaced on the team's Board of Directors by his son-in-law Jack Steele.

**FIFTH DIVISION TITLE** – The Vikings began the '73 season with 9 straight victories and clinched the NFC Central championship before they even lost a game. Minnesota clinched the division crown by defeating Detroit, 28-7, at Metropolitan Stadium on Nov. 11, 1973. The Vikings finished with a 12-2 mark, which tied for the best record in the league that year.

**SECOND SUPER BOWL** – On Jan. 13, 1974, the Vikings played in the 2nd Super Bowl in franchise history against the Miami Dolphins at Rice Stadium in Houston, TX. The Dolphins prevailed, 24-7. Minnesota earned the trip to Super Bowl VIII by defeating Dallas, 27-10, in the NFC Championship game.

**FINKS RESIGNS** – After the 1973 season, Executive Vice President and General Manager Jim Finks resigned. Under Finks, who was hired in 1964, the Vikings won 5 division titles and appeared in 2 Super Bowls. He also hired Bud Grant as head coach in '67.

**SIXTH DIVISION TITLE** – On Dec. 1, 1974, the Vikings clinched the NFC Central crown by defeating the Saints, 29-9, at Metropolitan Stadium, while the Packers lost, 36-14, at Philadelphia. Minnesota tied for the best record in the NFC with a 10-4 mark.

**THIRD SUPER BOWL** – The Vikings played in their 2nd straight Super Bowl, losing to the Pittsburgh Steelers, 16-6, at Tulane Stadium in New Orleans on Jan. 12, 1975. Minnesota earned a trip to Super Bowl IX by defeating the Los Angeles Rams, 14-10, at Metropolitan Stadium on Dec. 29, 1974.

**FRONT OFFICE CHANGES** – In the spring of 1975, Max Winter, one of the team's founders and its president since 1965, took over active management of the franchise. In addition, Mike Lynn, who was hired as an assistant to the president on Aug. 15, 1974, was named the team's general manager.

**SEVENTH DIVISION TITLE** – The Vikings clinched their 3rd straight NFC Central title and their 7th division championship in 8 years on Thanksgiving Day Nov. 27, 1975, when the Lions lost to the Rams, 20-0. Minnesota won 10 consecutive games to start the season and finished the year with the best record (12-2) in the NFL. The Vikings were upset, 17-14, in the divisional playoffs at Metropolitan Stadium on Dec. 28, 1975, when the Dallas Cowboys scored on a last minute 50-yard touchdown pass.

**TARKENTON NAMED LEAGUE MVP** – Quarterback Fran Tarkenton was named the NFL's Most Valuable Player for 1975 after leading the Vikings to the league's best record

(12-2). He led the NFC and finished 2nd in the NFL in passing with a 91.7 rating. He completed 273-of-425 passes for 2,994 yards and 25 TDs with 13 INTs.

**HAUGSRUD DIES** – Ole Haugsrud passed away in March, 1976. He was one of the prime forces in the drive to bring an NFL franchise to Minnesota. Haugsrud sat on the Board of Directors for 16 years of the team's existence. He was replaced on the team's Board of Directors by his widow Margaret Haugsrud.

**EIGHTH DIVISION TITLE** – The Vikings clinched their 4th consecutive NFC Central championship and their 8th division title in 9 years by defeating the Packers, 17-10, at Milwaukee County Stadium on Nov. 21, 1976. Minnesota finished the season with the best record in the NFC at 11-2-1.

**FOURTH SUPER BOWL** – The Vikings played in their 3rd Super Bowl in 4 years against the Oakland Raiders at the Rose Bowl in Pasadena, CA, on Jan. 9, 1977. Minnesota lost, 32-14. The Vikings earned a trip to Super Bowl XI by defeating the Rams, 24-13, at Metropolitan Stadium on Dec. 26, 1976, in what ended up being the last Vikings playoff game at the Met.

**KAPLAN NAMED TO BOARD** – In 1977 team attorney Sheldon Kaplan was named the Vikings Board of Directors. He replaced Bernard H. Ridder, Jr., who was one of the team's 5 founders.

**NINTH DIVISION TITLE** – The Vikings clinched the NFC Central crown on the season's final weekend by defeating the Lions, 30-21, in Detroit on Dec. 17, 1977. Minnesota wrapped up its 5th straight NFC Central title and its 9th division crown in 10 seasons.

**FOURTH NFC CHAMPIONSHIP GAME** – On Jan. 1, 1978 the Vikings played Dallas in their 4th NFC Championship Game in 5 years at Texas Stadium. Minnesota lost 23-6 to the Super Bowl champs.

**CHANGES ON BOARD** – John Skoglund and Vikings General Manager Mike Lynn were named to the team's Board of Directors replacing Margaret Haugsrud and H.P. Skoglund, who was one of the team's founders. Haugsrud joined the board in 1976, replacing her husband Ole, who passed away.

**TENTH DIVISION TITLE** – Despite losing in the regular-season finale to the Raiders, 27-20, on Dec. 17, 1978, at Oakland-Alameda County Coliseum, the Vikings captured the NFC Central title when the Packers, who played at the same time as Minnesota, lost to the Rams, 31-14, at the LA Coliseum. It was the Vikings' 6th straight NFC Central crown and their 10th division championship in 11 years.

**METRODOME GROUND BREAKING** – In December, 1979, ground was broken for construction of the Hubert H. Humphrey Metrodome in downtown Minneapolis. The stadium, which will house both the Vikings and Twins, was scheduled to open in April, 1982.

**11TH DIVISION TITLE** – Minnesota clinched its 7th NFC Central title in 8 years by defeating the Browns, 28-23, at Met Stadium on Dec. 14, 1980. It also was the Vikings' 11th division title in 13 seasons. Minnesota lost to the NFC Champion Eagles, 31-16, at Veterans Stadium on Jan. 3, 1981 in the divisional playoffs.

**WINTER PARK OPENS** – On May 15, 1981, the Vikings moved into a new facility in Eden Prairie that houses the team's offices, locker room and practice fields. The complex was named "Winter Park" after Max Winter, one of the Vikings founders who served as the team's president from 1965-87.

**FAREWELL MET** – On Dec. 20, 1981, the Vikings hosted the Chiefs in Minnesota's final game at Metropolitan Stadium. The Vikings lost, 10-6. The final points at the stadium were scored on a 33-yard field goal by Minnesota kicker Rick Danmeier. The last Vikings touchdown at Met Stadium was scored

on a 6-yard run by Ted Brown against Green Bay on Nov. 29, 1981.

**METRODOME OPENS** – The Vikings played their 1st game at the Metrodome in a preseason matchup against Seattle on Aug. 21, 1982. Minnesota prevailed, 7-3. The 1st touchdown in the new facility was scored by Joe Senser on an 11-yard pass from Tommy Kramer. The 1st regular-season game at the Metrodome was the 1982 opener on September 12, when the Vikings defeated Tampa Bay, 17-10. Rickey Young scored the 1st regular-season touchdown in the facility on a 3-yard run in the 2nd quarter.

**12TH PLAYOFF APPEARANCE** – In a strike-shortened 9-game 1982 season, the Vikings won 3-of-their-last-4 regular-season games to earn a post-season berth.

**FIRST DOME PLAYOFF GAME** – On Jan. 9, 1983, the Vikings defeated Atlanta, 30-24, in a 1st-round game that was the 1st playoff matchup in the Metrodome. Minnesota lost to the eventual Super Bowl Champion Redskins, 21-7, in the NFC semi-finals at RFK Stadium on Jan. 15, 1983.

**GRANT RETIRES** – On Jan. 27, 1984, Bud Grant retired as Head Coach of the Vikings. In 17 seasons Grant led Minnesota to 12 playoff appearances, 11 division titles and 4 Super Bowls. His career regular-season record was 151-87-5 (.632).

**STECKEL HIRED** – Les Steckel, who was an offensive assistant with the Vikings for 5 seasons, was named the 3rd head coach in franchise history on Jan. 29, 1984. Steckel, who came to the Vikings in 1979 after working as an assistant with the 49ers, was the youngest head coach in the NFL in '84 at age 38.

**GRANT RETURNS** – On Dec. 18, 1984, Bud Grant was re-hired as head coach. He replaced Les Steckel who guided the team in 1984 after Grant retired following the 1983 season.

**GRANT RE-RETIRES** – On Jan. 6, 1986 following the 1985 season, Bud Grant retired as head coach of the Vikings. He originally retired after the 1983 season but returned in '85. At the time of his retirement he was the 6th winningest coach in NFL history with 168 career wins, including playoffs. In 18 seasons he led the team to a 158-96-5 regular-season record.

**BURNS HIRED** – Longtime Vikings assistant coach Jerry Burns was named the 4th head coach in team history on Jan. 7, 1986. He served as the Vikings offensive coordinator from 1968-85, when the team won 11 division titles and played in 4 Super Bowls.



The Vikings home-field advantage has always been a strength of the club.

**TARKENTON ENSHRINED** – On Aug. 2, 1986, Fran Tarkenton became the 1st player to spend the majority of his career with the Vikings to be inducted into the Pro Football Hall of Fame. He retired following the 1978 season with NFL career records for passing yards (47,003), completions (3,686) and touchdown passes (342). He led the team to 6 NFC Central titles, 4 NFC Championship Games and 3 Super Bowls.

**13TH PLAYOFF APPEARANCE** – Despite a strike replacement unit that saddled the Vikings with 3 losses, the team made the playoffs as a wild-card entrant with an 8-7 record in 1987. It was the team's 1st postseason appearance under Jerry Burns, who was in his 2nd season as the Vikings head coach.

**FIFTH NFC CHAMPIONSHIP GAME** – The Vikings played the Redskins in the NFC Championship Game on Jan. 17, 1988, at RFK Stadium. Trailing 17-10, the Vikings drove to the Redskins' 6-yard line with a little over a minute left in the game but failed to get the ball into the end zone. Minnesota upset New Orleans, 44-10, at the Superdome and San Francisco, 36-24, at Candlestick Park in the first 2 rounds of the playoffs to earn a trip to the conference title game.

**BOARD ADDS MEMBERS** – Four people were added to the Vikings Board of Directors in 1988. Joining Max Winter, John Skoglund, Jack Stehle, Sheldon Kaplan and Mike Lynn were Wheelock Whitney, Jaye Dyer, Irwin Jacobs and Carl Pohlad.

**PAGE ENSHRINED** – On July 30, 1988, Alan Page became the 2nd player who spent the majority of his career with the Vikings to be inducted into the Pro Football Hall of Fame. Drafted by Minnesota in the 1st round in 1967, Page made the Pro Bowl 9 times. In 1971 he became the 1st defensive player to be named the NFL's Most Valuable Player by Associated Press. Page played on teams that won 10 NFC Central titles and played in 4 Super Bowls.

**14TH PLAYOFF APPEARANCE** – The Vikings won 6-of-their-last-7 games in 1988 to earn a wild-card berth into the playoffs. Minnesota finished with an 11-5 record then defeated the Rams, 28-17, on December 26 in a first-round playoff game at the Metrodome. The Vikings fell the following week to eventual Super Bowl winner San Francisco at Candlestick Park.

**REMAINING FOUNDER LEAVES BOARD** – In 1989, Max Winter, the last of the original 5 Vikings' founders on the team's Board of Directors, left the board. He also served as the team's president from 1965-87. He was replaced on the board by Gerald Schwalbach.

**WALKER ACQUIRED** – On Oct. 12, 1989, the Vikings acquired Herschel Walker from Dallas for Izzat Holt, David Howard, Darrin Nelson, Jesse Solomon, Alex Stewart, a 1st-round choice in 1992, conditional 1st-round choices in 1990 and '91, conditional 2nd-round choices in 1990, '91 and '92, and a conditional 3rd-round choice in 1992. The final result of the trade gave the Vikings Walker, a 3rd (Mike Jones), 5th (Reggie Thornton) and 10th-round choice (Pat Newman) in 1990 and a 3rd-round choice in 1991 (Jake Reed), while Dallas received all 5 players, a 1st, 2nd and 6th-round choice in 1990, a 1st and 2nd-round choice in 1991 and a 1st, 2nd and 3rd-round choice in 1992.

**12TH DIVISION TITLE** – The Vikings captured their 12th division title since 1968 by defeating the Cincinnati Bengals, 29-21, at the Metrodome in a Monday night game on Christmas Day in 1989. It also was Minnesota's 15th postseason appearance in the past 22 years. The Vikings finished the season with a 10-6 record but lost to eventual Super Bowl Champion San Francisco, 41-13, at Candlestick Park in the divisional playoffs on Jan. 6, 1990.

**HEADRICK NAMED TEAM PRESIDENT** – On Jan. 1, 1991, Roger Headrick became president and CEO of the Vikings. He replaced Mike Lynn as the person in charge of day-to-day operations of the club. In addition Headrick and Philip Maas replaced Jack Stehle and Sheldon Kaplan on the board of directors.

**BURNS RETIRES** – On Dec. 3, 1991, Jerry Burns announced his retirement. In 6 seasons as Head Coach of the Vikings, Burns compiled a career record of 52-43 (.547). He also led Minnesota to 3 playoff appearances, including a division title and an NFC Championship Game.

**CHANGES ON BOARD** – On Dec. 16, 1991, the team's ownership structure was reorganized. Irwin Jacobs and Carl Pohlad sold their shares to a group consisting of Vikings President/CEO Roger Headrick, John Skoglund, Jaye Dyer, Philip Maas, Mike Lynn, Wheelock Whitney, Wayne Binger, Bud Grossman, Elizabeth MacMillan and Carol Sperry.

**GREEN NAMED HEAD COACH** – On Jan. 10, 1992, Dennis Green was named the 5th Head Coach in team history. He came to Minnesota after turning around a struggling Stanford University football program as head coach there from 1989-91.

**13TH DIVISION TITLE** – On Dec. 20, 1992 the Vikings defeated the Steelers, 6-3, at Three Rivers Stadium to earn the franchise's 13th division title. It also was Minnesota's 16th playoff season since 1968. Dennis Green also posted the most victories (11) and the 1st division title by a 1st-year head coach in team history. The Vikings lost to the defending Super Bowl champion Redskins, 24-7, in a 1st-round playoff game at the Metrodome on Jan. 2, 1993.

**17TH PLAYOFF APPEARANCE** – For the first time since 1974, the Vikings won their final 3 regular-season games to earn a Wild-Card playoff berth. It was the team's 17th postseason appearance since 1968. Minnesota lost to the Giants, 17-10, in Giants Stadium in a first-round playoff game on Jan. 9, 1994.

**MOON ACQUIRED** – On April 14, 1994 the Vikings traded a 4th-round draft choice in 1994 and a 3rd-round draft choice in 1995 to the Houston Oilers for quarterback Warren Moon, who has thrown for more yardage and touchdowns as a professional than any other player. He set team season records for passing yards (4,264) in '94 and for completions (377) and touchdown passes (33) in '95.

**GRANT ENSHRINED** – On July 30, 1994, Bud Grant was inducted into the Pro Football Hall of Fame. He coached the Vikings from 1967-83 then again in '85. During his tenure Minnesota made the playoffs 12 times, won 11 division titles and played in 4 Super Bowls. Grant was the first person to be elected to the Pro Football Hall of Fame and the Canadian Football League Hall of Fame.

**14TH DIVISION TITLE** – On the final day of the 1994 regular season, the Vikings defeated the 49ers, 21-14, in a Monday night game to earn their 2nd NFC Central title in 3 seasons and their 3rd straight playoff berth. It also was Minnesota's 14th division title and 18th postseason appearance since 1968. Dennis Green became only the 7th NFL coach to lead his team to the playoffs in his first 3 seasons.

**FINKS ENSHRINED** – Former Vikings General Manager Jim Finks was inducted into the Pro Football Hall of Fame on July 25, 1995. During his decade with Minnesota, the team won 5 division titles and appeared in 2 Super Bowls. Finks passed away on May 8, 1994, and was inducted posthumously, represented by his family.

**WINTER PASSES AWAY** – Max Winter, who served as the owner and President of the Vikings from 1965-87, passed away on July 26, 1996. He was one of the prime forces bringing an NFL franchise to Minnesota and was a big factor in the building of the Metrodome and attracting Super Bowl XXVI to the Twin Cities.

**19TH PLAYOFF APPEARANCE** – On Dec. 15, 1996, the Vikings defeated the Buccaneers, 21-10, in the Metrodome. After a Washington loss to Arizona later that day, Minnesota was guaranteed a playoff berth for the 19th time since 1968 and the 4th in 5 seasons under Dennis Green. The Vikings lost, 40-15, to the Dallas

Cowboys in a first-round game at Texas Stadium on Dec. 28, 1996.

**20TH PLAYOFF APPEARANCE** – On Dec. 21, 1997, the Vikings beat the Colts in the regular season finale to reach the playoffs for the 20th time in team history and the 5th time in 6 seasons under Dennis Green. The Vikings went on the road and came back from 16 points down to defeat the NY Giants 23-22 at the Meadowlands on Dec. 27, 1997. It was the biggest comeback win in team playoff history and the 5th biggest postseason comeback in NFL history. The following week the Vikings lost, 38-22, to the San Francisco 49ers at 3Com Park in the Divisional Playoffs on Jan. 3, 1998.

**KRAUSE ENSHRINED** – On August 1, 1998, Paul Krause was inducted into the Pro Football Hall of Fame. Krause played free safety with the Vikings from 1968-79 and the Redskins from 1964-67. He holds the NFL record for career interceptions with 81. Krause was selected to 8 Pro Bowls in his 15-year career.

**BOARD AGREES TO SELL** – On July 3, 1998, The Minnesota Vikings 10 owners voted unanimously to accept the bid of Texas businessman B.J. "Red" McCombs to purchase the Vikings.

**NFL APPROVES MCCOMBS** – On July 28, 1998, the NFL owners unanimously approved Red McCombs' purchase of the Vikings, finalizing the change of ownership from the 10 previous owners to sole ownership by McCombs.

**GREEN CONTRACT EXTENDED** – Head Coach Dennis Green received a 3-year contract extension on September 5, the day before the 1998 opener vs. Tampa Bay.

**VIKINGS 15 WINS BEST IN TEAM HISTORY** – The Vikings won their 15th NFC Central Division title in 1998 and became only the 3rd team in NFL history to go 15-1 through the regular season with their 26-16 win at Tennessee in the regular-season finale. The Vikings also established a new NFL scoring record with 556 points, breaking the mark of 541 set by the 1983 Redskins.

**SIXTH NFC CHAMPIONSHIP GAME** – The Vikings hosted Atlanta in the 6th NFC Championship game in franchise history with a berth in Super Bowl XXXIII on the line. The teams played to a 27-27 deadlock during regulation, forcing the game into overtime where the Falcons claimed a 30-27 win. It was the first NFC Championship game played in the Metrodome.

**22ND PLAYOFF APPEARANCE** – The Vikings turned their 1999 season around, winning eight of the final 10 games to finish 10-6 and host a 1st-round playoff game vs. Dallas. Robert Smith set a team post-season record with 104 rushing yards in the 27-10 win over the Cowboys. The

Vikings fell 49-37 to eventual Super Bowl XXXIV champion St. Louis in the Divisional Round at the TWA Dome.

**CARTER NAMED MAN OF THE YEAR** – Cris Carter was honored as the first recipient of the Walter Payton NFL Man of the Year Award for civic involvement, charity work and displaying high character on Jan. 29, 2000, in a ceremony during Super Bowl week in Atlanta. The award was re-named after Payton, a Hall of Fame running back who died in 1999.

**SMITH BREAKS TEAM RUSHING RECORD** – Robert Smith surpassed Chuck Foreman's 20-year-old career rushing record in the team's 28-16 win at Chicago (10/15/00). Smith ended his career with 6,818 yards. He also established a new team record with 1,521 rushing yards on the season and holds the team record with 29 career 100-yard games.

**40th ANNIVERSARY TEAM ANNOUNCED** – The Vikings celebrated their 40th season of NFL football in 2000, highlighted by a luncheon on November 30 to introduce the Vikings 40th Anniversary Team. That night the Vikings topped Detroit 24-17 and Cris Carter caught

his 1,000th pass on a 4-yard TD from Daunte Culpepper. Carter was only the 2nd player in NFL history to record 1,000 career receptions.

**16TH DIVISION TITLE** – The Vikings overcame every critic's expectations in 2000 to post an 11-5 regular-season record, win the franchise's 16th NFC Central title and made the 23rd playoff appearance in team history, ending in the 7th NFC Championship game at Giants Stadium.

**YARY ENSHRINED** – On August 4, 2001, Ron Yary was enshrined in the Pro Football Hall of Fame. Yary played 14 seasons with Minnesota and played in 4 Super Bowls and 7 Pro Bowls during his career.

**TICE REPLACES GREEN** – On January 4, 2002, Mike Tice replaced Dennis Green on the sideline for the Vikings. Tice coached the 2001 regular season finale at Baltimore. Green assembled a 57-62 regular season record at the helm of the Vikings. Green led the team to 4 NFC Central Division titles and twice played in the NFC Championship game. Green's teams made the playoffs in 8 of his 10 seasons.

**TICE NAMED HEAD COACH** – On January 10, 2002 Mike Tice was named the 6th Head Coach in Vikings history. Tice is the 3rd of the 6 Vikings Head Coaches to be promoted from within the team's coaching ranks but is the 1st Head Coach to have played for the Vikings.

**NFL RE-ALIGN** – The 2002 season marked the realignment of the NFL as the League expanded to 32 teams when the Houston Texans joined as an expansion franchise. The NFL re-aligned into 8 divisions of 4 teams each. The Vikings moved into the newly-formed NFC North after years in the NFC Central.

**VIKINGS LEAD NFL IN RUSHING** – The 2002 Vikings led the NFL in rushing for the first time in team history with 2,507 yards for the season, an average of 156.7 yards per game. The team also established an NFL mark by becoming the 1st team to make a successful 2-point conversion to win a game when Daunte Culpepper scored on a 2-point run with :05 remaining in the game to give the Vikings a 32-31 win at New Orleans on December 15, 2002. Culpepper proved to be a dangerous runner himself in 2002, setting team records for attempts (106), yards (609) and rushing TDs (10) by a QB.

**VIKINGS OFFENSE RANKS #1** – The 2003 Vikings became the 1st squad in franchise history to finish the season with the #1 ranked offense in the NFL, averaging 393.4 yards per game and scoring an average of 26.0 points per game.

**ELLER ENSHRINED** – On August 8, 2004, Carl Eller was enshrined in the Pro Football Hall of Fame. Eller, the Vikings career sacks leader, was a member of the vaunted Purple People Eaters defense.

**WILF FAMILY TAKES OWNERSHIP** – An investment group led by brothers Zygmunt and Mark Wilf were unanimously approved as the new owners of the Vikings by their fellow NFL owners on May 25, 2005. The Wilfs, owners of a real estate development company in New Jersey, took ownership in mid-June from former owner Red McCombs, who had owned the club since 1998. Joining the Wilfs ownership group is cousin Leonard Wilf, Reggie Fowler, David Mandelbaum and Alan Landis.

**CHILDRESS TAKES THE HELM** – The Vikings named Brad Childress the 7th head coach in the history of the franchise on January 6, 2006. Childress comes to the Vikings after seven seasons with the Philadelphia Eagles, spending the 2002-05 seasons as offensive coordinator.

**VIKINGS UNVEIL NEW UNIFORMS** – The franchise made the most dramatic change to its uniforms in the history of the team during the 2006 offseason. The team unveiled the new uniforms before an enthusiastic crowd at Mall of America on April 27, 2006.

**VIKINGS SEND 4 LINEMEN TO PRO BOWL** – The 2006 Vikings strong play along the defensive and offensive

lines was recognized league-wide as C Matt Birk, G Steve Hutchinson, DT Kevin Williams and DT Pat Williams all earned Pro Bowl honors.

**ROOKIE RUNS TO RECORDS** – In only his 5th NFL game, rookie RB Adrian Peterson broke the team record for rushing yards in a game with 224 at Chicago (10/14/07). Three weeks later he topped that by setting the NFL single-game rushing record with 296 yards vs. San Diego (11/4/07). He went on to lead the NFC in rushing with 1,341 yards, was named All-Pro, NFL Offensive Rookie of the Year, started in the Pro Bowl and took home game MVP honors.

**SOLID 7 EARN PRO BOWL TRIPS** – The Vikings sent 7 players to Hawaii for the Pro Bowl, the most to earn the honor since the 2000 season. The team was represented by C Matt Birk, G Steve Hutchinson, S Darren Sharper, FB Tony Richardson, DT Kevin Williams, DT Pat Williams and RB Adrian Peterson.

**BLOCKBUSTER TRADE LANDS ALLEN** – The Vikings struck a deal with Kansas City to trade 2007 NFL sack leader DE Jared Allen to the club for the Vikings 1st-round (#17) pick in the 2008 Draft, a pair of 3rd-round picks in 2008 and a swap of 6th-round choices. Allen was introduced to a boisterous crowd of fans at the Winter Park facility as part of the Vikings Draft Party days after the trade.

**VIKINGS CLAIM FIRST NFC NORTH TITLE** – The Vikings rattled off 9 wins in their last 12 games to capture their 1st division title since 2000 and the team's 1st NFC North Championship since the NFC Central was realigned in 2002. The Vikings hosted a playoff game for the 1st time since 2000.

**PETERSON LEADS NFL IN RUSHING** – Second-year RB Adrian Peterson set a team record with 1,760 yards rushing to become the 1st-ever Viking to lead the NFL in rushing. Peterson broke the 100-yard barrier 10 times during the season and became just the 5th player in NFL history to rush for more than 3,000 yards in his 1st 2 seasons (3,101).

**RUSHING DEFENSE DYNASTY** – The Vikings became the first defense since the 1970 merger to rank No. 1 in the NFL against the run for 3 straight years. Minnesota gave up just 76.9 yards per game to lead the league.

**VIKINGS LOSE FOUNDING FATHER** – One of the Vikings original stockholders and most-ardent supporters, Don McNeely passed away in March of 2009. In addition to his role in helping build the Vikings tradition, McNeely was revered as one of Minnesota's great philanthropists. McNeely was an ardent supporter of the arts and also donated large gifts to the Minnesota State Fair, St. John's University, the Warner Nature Center and the Como Conservatory.

**McDANIEL ENSHRINED** – G Randall McDaniel was inducted in the Pro Football Hall of Fame on August 8, 2009. McDaniel started 12 consecutive Pro Bowls (1989-2000), started 202 consecutive games and missed only 2 games his entire career after being a 1st-round pick by the Vikings in 1988.

**FAVRE SIGNS WITH VIKINGS** – A long-time nemesis, Brett Favre signed with the Vikings on August 18, 2009. Favre went on to have the best statistical season of his career, throwing for 4,202 yards, 33 TDs and 7 INTs with a 107.2 passer rating, while also setting the NFL record for consecutive games started, a mark formerly held by Vikings legend Jim Marshall.

**BACK-TO-BACK DIVISION TITLES** – The Vikings finished the regular season with a 12-4 mark to capture its 2nd consecutive NFC North title. It marked the first time Minnesota achieved the feat since 1977-78.

**HARVIN NAMED ROOKIE OF THE YEAR** – Rookie WR/KR Percy Harvin burst on the scene and earned Associated Press Offensive Rookie of the Year and was also named

Pro Football Weekly/PFWA Offensive Rookie of the Year and Pepsi NFL Rookie of the Year. Harvin set team records with 2,081 all-purpose yards and 2 TDs on kick returns, while sharing the NFL rookie lead with 60 receptions for 790 yards. He earned a Pro Bowl berth as a return man.

**NFL-BEST 10 VIKINGS EARN PRO BOWL BERTHS** – The Vikings led the NFL and tied a team record with 10 players earning Pro Bowl honors. The unit featured 4 players who made their 1st Pro Bowl: Heath Farwell, Bryant McKinnie, Sidney Rice and Percy Harvin. They were joined by Brett Favre, Steve Hutchinson, Adrian Peterson, Jared Allen, Kevin Williams and Antoine Winfield.

**EIGHTH NFC CHAMPIONSHIP GAME** – The Vikings traveled to New Orleans in the 8th NFC Championship game in franchise history for a chance to play in Super Bowl XLIV in South Florida. The teams played to a 28-28 tie in regulation, forcing the game into OT where the Saints hit a 40-yard FG in the extra period to claim a 31-28 victory.

**RANDLE ENSHRINED** – DT John Randle was inducted into the Pro Football Hall of Fame on August 7, 2010 following a 14-year career, including 11 years as a Vikings (1990-2000). He was named to NFL Team of the Decade for the 1990s and led or tied for the team lead in sacks 9 times in his 11 Vikings seasons.

**FRAZIER REPLACES CHILDRESS AFTER 10 GAMES** – Defensive Coordinator/Asst. Head Coach Leslie Frazier took over coaching the team after 10 games in 2010 when Head Coach Brad Childress was replaced. Frazier won his 1st game as Interim Head Coach on 11/28/10 at Washington.

**ROOF COLLAPSE CAUSES CHAOTIC END TO 2010** – Heavy snows and inclement weather caused the Metrodome roof to collapse in the early morning hours of December 12, 2010, forcing the final 2 home games of the 2010 season to be moved from the facility. The Vikings played host to the NY Giants in Detroit at Ford Field on 12/13 and the club's final home game was played at the University of Minnesota's TCF Bank Stadium, a Monday Night Football contest against Chicago on 12/20. The team also had a road game against Philadelphia postponed due to weather from Sunday night, 12/26, to Tuesday night, 12/28.

**50 GREATEST VIKINGS CAPS 50TH SEASON CELEBRATION** – Vikings legends reunited for a celebration of the storied history of the Vikings' franchise during a weekend of activities leading up to the Monday Night Football game versus Chicago on December 20, 2010. The team unveiled the 50 greatest Vikings and they were introduced to fans at halftime of the snowy game at TCF Bank Stadium. The snowy atmosphere was fitting and marked the first outdoor home game for the Vikings since the 1981 Met Stadium finale on 12/20/81, 30 years to the day.

**FRAZIER NAMED HEAD COACH** – After serving as Interim Head Coach for the final 6 games of the 2010 season, Leslie Frazier was named the Head Coach on Monday, January 3, 2011, the day after the 2010 regular season finale. Frazier posted a 3-3 record in the interim role and directed the club during some trying times as the team lost its home field due to a weather-related collapse of the Metrodome.

# VIKINGS COACHING HISTORY

Years	Head Coach	Total Games	Regular Season (%)	Playoffs (%)	Overall (%)
1961-66	Norm Van Brocklin	84	29-51-4 (.369)	0-0-0 (.000)	29-51-4 (.369)
1967-83, '85	Bud Grant	281	158-96-5 (.620)	10-12-0 (.454)	168-108-5 (.607)
1984	Les Steckel	16	3-13-0 (.188)	0-0-0 (.000)	3-13-0 (.188)
1986-91	Jerry Burns	101	52-43-0 (.547)	3-3-0 (.500)	55-46-0 (.544)
1992-2001	Dennis Green	171	97-62-0 (.610)	4-8-0 (.250)	101-70-0 (.591)
2001-05	Mike Tice	67	32-33-0 (.492)	1-1-0 (.500)	33-34-0 (.493)
2006-10	Brad Childress	77	39-35-0 (.527)	1-2-0 (.333)	40-37-0 (.519)
2010	Leslie Frazier	6	3-3-0 (.500)	0-0-0 (.000)	3-3-0 (.500)
<b>Total</b>		<b>803</b>	<b>413-336-9 (.551)</b>	<b>19-26-0 (.422)</b>	<b>432-362-9 (.544)</b>



**Norm Van Brocklin**



**Bud Grant**




**Les Steckel**



**Jerry Burns**



**Dennis Green**



**Mike Tice**



**Brad Childress**



**Leslie Frazier**

**Norm Van Brocklin**- Named Vikings Head Coach on January 18, 1961...The former quarterback had retired from the NFL following the 1960 season after 12 professional seasons with the Los Angeles Rams (1949-57) and Philadelphia Eagles (1958-60)...“The Dutchman” led the Eagles to the NFL crown in 1960 and was the League MVP...Set an NFL record with 554 passing yards in the 1951 season opener...Threw for 23,611 yards and 173 TDs in his NFL career and played in 10 Pro Bowls...Inducted into the Pro Football Hall of Fame in 1971...Coached 84 games with the Vikings with a 29-51-4 record...Went on to coach the Atlanta Falcons from 1968-73...Born March 15, 1926, in Eagle Butte, SD...Died May 2, 1983...Attended the University of Oregon where he was an All-American.

**Bud Grant**- Named Vikings Head Coach on March 10, 1967...Came to Minnesota following a successful coaching career in the Canadian Football League with the Winnipeg Blue Bombers, leading the team to 4 Grey Cup championships and playing in the game 6 times...Coached the Vikings in 281 total games, retiring after the 1983 season only to be coaxed back to coach the team again in 1985 before retiring for good...Led Vikings to Super Bowl IV, VIII, IX and XI...Won 11 Central Division titles and made 12 appearances in the playoffs...Member of both the CFL and Pro Football Halls of Fame...Born May 20, 1927 in Superior, WI...Resides in Bloomington, MN...An avid outdoorsman who travels the world hunting and fishing.

**Les Steckel**- Named Vikings Head Coach on January 29, 1984...Coached the Vikings for the 1984 season, finishing 3-13...Served as an offensive assistant with the Vikings for 5 seasons prior to taking over head coaching duties...Came to Minnesota in 1979 after working on the San Francisco 49ers staff...Was the youngest Head Coach in the NFL in 1984 at age 38...Born July 1, 1946, in Whitehall, PA...Began his playing career at Kansas as a walk-on, playing 4 seasons for the Jayhawks as a running back...Worked for Senator Robert Kennedy’s campaign as a volunteer following his 1968 graduation...Joined the Marine Corps and served as an Infantry Lieutenant, seeing combat in Vietnam...Left the service in 1972 and began his coaching career at Colorado, working with the Buffaloes from 1972-76, the US Naval Academy in 1977 and the 49ers in 1978.

**Jerry Burns**- Named Vikings Head Coach on January 7, 1986...Served as Vikings offensive coordinator from 1968-85, guiding the team to 4 Super Bowl berths and 11 Central Division titles...Served as Vikings Head Coach 6 seasons, 1986-91...Coached the team in 101 total games, going 52-43 in the regular season and 3-3 in the playoffs...Led the Vikings to the NFC Championship game in 1987, earning upset wins at New Orleans and San Francisco along the way before falling to the Redskins 17-10 in Washington...Won the NFC Central in 1989...Coached in 6 Super Bowls, 4 as Vikings offensive coordinator and 2 as the Green Bay Packers’ defensive backs coach in Super Bowls I and II...Played QB for Michigan on the 1950 Rose Bowl team...Began his coaching career in 1951 at University of Hawaii...Head Coach at the University of Iowa from 1961-65...Born January 24, 1927...Resides in Eden Prairie, MN.

**Dennis Green**- Named Vikings Head Coach on January 10, 1992...Came to Minnesota after reviving the Stanford University football program, serving as Head Coach from 1989-91, the only Vikings Head Coach to come directly from the college ranks...Coached 171 total games in 10 seasons with the Vikings, leading the team to 4 Central Division titles and the NFC Championship game twice...Vikings made the playoffs 8 of Green’s 10 seasons and the 1998 club set the NFL single-season scoring record at 556 points, averaging 34.8 points per game...An advocate of community involvement, Green initiated Community Tuesdays, which had players active in the Twin Cities on their day off, a concept that spread to the entire National Football League...Born February 17, 1949 in Harrisburg, PA...Named NFL Coach of the Year in 1992 by the Washington Touchdown Club and in 1998 by Sports Illustrated and the Maxwell Club.

**Mike Tice**- Named Vikings Head Coach on January 10, 2002 after serving as the team’s coach for the final regular season game of the 2001 season...Became the 1st Vikings player to go on and serve as Head Coach...Enjoyed a 14-year NFL playing career as a TE, including 1992-93, '95 with the Vikings...Played in 177 career games with Seattle, Washington and Minnesota...Originally signed by Seattle as a rookie free agent QB in 1981...Born February 2, 1959, in Bayshore, NY...Began coaching career with Minnesota Vikings as TE coach in 1996...Coached offensive line from 1997-2001 and added title of Assistant Head Coach in 2001.

**Brad Childress**- Named Vikings Head Coach on January 6, 2006...Led Vikings to consecutive NFC North titles in 2008-09...Won first game with Vikings over Washington on Monday Night Football...Joined the Vikings after 7 seasons with Philadelphia, working from 2002-05 as the Eagles’ offensive coordinator...Helped guide Eagles to Super Bowl XXXIX...Coached at University of Wisconsin from 1991-98...Got first taste of NFL coaching with Indianapolis Colts in 1985...Started coaching career at University of Illinois from 1978-84...Born June 27, 1956 and raised in Aurora, IL.

**Leslie Frazier**- Named Vikings Head Coach on January 3, 2011 after serving as Interim Head Coach for final 6 games of 2010 season, going 3-3...Won 1st game as interim coach at Washington (11/28/10)...Spent 2007-10 as Vikings Defensive Coordinator...The 1st Vikings Head Coach to come from a defensive background...Played for Division rival Chicago from 1981-86, starting at CB on Bears Super Bowl XX championship team...Joined Bears as a rookie free agent in 1981 from Alcorn State...Entered NFL as assistant coach with Philadelphia in 1999...Began coaching career in 1988 at tiny Trinity College in suburban Chicago, starting the football program from the ground up as the 1st coach in program history...Part of Super Bowl winner with Chicago as a player and Indianapolis as an assistant coach...Born 4/3/59 in Columbus, MS.

# VIKINGS ALL-TIME COACHING STAFFS

## HEAD COACH YEARS

**Norm Van Brocklin 1961-66**

Walt Yowarsky, Darrel Brewster (1961-63), Harry Gilmer (1961-64), Stan West (1961-63), Tom McCormick (1963-66), Marion Campbell (1964-66), Lew Carpenter (1964-66), Jack Faulkner (1965), Jim Carr (1966).

**Bud Grant 1967-83**

Buster Mertes, John Michels, Jim Carr (1967-68, 1978-81), Bob Holloway 1967-70, '78-83), Jerry Burns (1968-83), Neill Armstrong (1969-77), Jack Patera (1969-75), Jocko Nelson (1971-78), Buddy Ryan (1976-77), Murray Warmath (1978-79), Floyd Reese (1979-83), Les Steckel (1979-83), Tom Cecchini (1980-83), Jed Hughes (1982-83).

**Les Steckel 1984**

Tom Batta, Raymond Berry, Bud Bjornaraa, Dean Brittenham, Jerry Burns, Ross Fichtner, Bob Holloway, Bob Leahy, Buster Mertes, John Michels, Dan Radakovich, Floyd Reese, Dick Rehbein, Mike Sweatman.

**Bud Grant 1985**

Tom Batta, Jerry Burns, Pete Carroll, Bob Holloway, John Michels, Floyd Reese, Dick Rehbein, Marc Trestman, Paul Wiggins.

**Jerry Burns 1986-91**

Tom Batta, John Michels, Dick Rehbein, Paul Wiggins, Pete Carroll (1986-89), Bob Holloway (1986), Monte Kiffin (1986-89, '91), Floyd Peters (1986-90), Bob Schnelker (1986-90), Marc Trestman (1986, '89-91), John Brunner (1987-91), Rollie Dotsch (1987), Jerry Brown (1988-91), Maxie Baughan (1989-91), Tom Moore (1989-91).

**Dennis Green 1992-2001 (Mike Tice coached last game of 2001)**

Richard Solomon (1992-01), Steve Wetzel (1992-01), Tom Batta (1992-93), Jack Burns (1992-93), Brian Billick (1992-98), Tony Dungy (1992-95), Monte Kiffin (1992-94), John Michels (1992-93), Tom Moore (1992-93), Willie Shaw (1992-93, 2001), John Teerlinck (1992-94), Tyrone Willingham (1992-94), Mike Wolf (1992-94), Chris Foerster (1993-95), Carl Hargrave (1994-2001), Foge Fazio (1995-99), John Levrva (1995-97), Chip Myers (1995-98), Ray Sherman (1995-97, '99), Jeff Friday (1996-98), Tom Olivadotti (1996-99), Mike Tice (1996-2001), Dave Atkins (1997-99), Wade Harman (1997-98), Hubbard Alexander (1998-99), Andre Patterson (1998-99), Dean Dalton (1999-2001), John Kasper (1999), John Tice (1999-2001), Alex Wood (1999-2001), Charlie Baggett (2000-01), John Fontes (2000), Chuck Knox, Jr. (2000-01), Daryl Lawrence (2000-01), Sherman Lewis (2000-01), Emmitt Thomas (2000-01), Fred von Appen (2000), Brian Baker (2001), Gary Zauner (1994-01), Trent Walters (1994-01), Keith Rowen (1994-96), Jerry Rhome (1994), Mark Asanovich (1995).

**Mike Tice 2002-05**

Charlie Baggett (2002-04), Brian Baker, Pete Bercich, Ted Cottrell (2004-05), Dean Dalton, Mark Ellis (2004-05), Jay Hayes (2002), Chuck Knox, Jr., Daryl Lawrence (2002-03), Scott Linehan (2002-04), Steve Loney, George O'Leary (2002-03), Jim Panagos, Willie Shaw (2002-03), John Tice, Steve Wetzel (2002-03), Alex Wood (2002), Randy Hanson (2003-05), Kevin Ross (2003-05), Kurtis Shultz (2004-05), Rusty Tillman (2003-05), Wes Chandler (2005), Foge Fazio (2005), Rich Olson (2005), Jerry Rhome (2005).

**Brad Childress, Leslie Frazier 2006-10 (Frazier coached last 6 games of 2010)**

Junej Barnett (2006-), Darrell Bevell (2006-10), Eric Blieniemy (2006-10), Brendan Daly (2006-08), Karl Dunbar (2006-), Paul Ferraro (2006-08), Ryan Ficken (2007-), Leslie Frazier (2007-), Jason Glenn (2006-10), John Hueber (2006-10), Jeff Imamura (2006-), Jimmie Johnson (2006-), Tom Kanavy (2006-), Derek Mason (2007-09), Clay Matchett (2006), Pat Morris (2006-10), Brian Murphy (2006-10), Chad O'Shea (2006-08), Fred Pagac (2006-10), Dennis Polian (2009-10), Diron Reynolds (2009-), Kevin Rogers (2006-10), Matt Sheldon (2010-), Ryan Silverfield (2008-), Kevin Stefanski (2006-), George Stewart (2007-), Martin Streight (2006-), Mike Tomlin (2006), Chris White (2009-), Joe Woods (2005), Darrell Wyatt (2006).

**Leslie Frazier 2011**

Junej Barnett, Jeff Davidson, Karl Dunbar, Ryan Ficken, Jeff Imamura, Craig Johnson, Jimmie Johnson, Tom Kanavy, Bill Musgrave, Fred Pagac, Mike Priefer, Diron Reynolds, James Saxon, Matt Sheldon, Ryan Silverfield, Mike Singletary, Kevin Stefanski, George Stewart, Martin Streight, Cameron Turner, Chris White, Joe Woods.


# VIKINGS ALL-TIME ASSISTANT COACHES ROSTER

Alexander, Hubbard, 1998-99  
 Armstrong, Neill, 1969-77  
 Atkins, Dave, 1997-99  
 Asanovich, Mark, 1995  
 Baggett, Charlie, 2000-04  
 Baker, Brian, 2001-03  
 Barnett, Jerry, 2006-10  
 Batta, Tom, 1984-93  
 Baughan, Maxie, 1989-91  
 Bercich, Pete, 2002-05  
 Berry, Raymond, 1984  
 Bevell, Darrell, 2006-10  
 Blieniemy, Eric, 2006-10  
 Billick, Brian, 1992-98  
 Bjornaraa, Bud, 1984  
 Brewster, Darrel, 1961-63  
 Brittenham, Dean, 1984  
 Brown, Jerry, 1988-91  
 Brunner, John, 1987-91  
 Burns, Jerry, 1968-85  
 Burns, Jack, 1992-93  
 Campbell, Marion, 1964-66  
 Carpenter, Lew, 1964-66  
 Carr, Jim, 1966-68; 1978-81  
 Carroll, Pete, 1985-89  
 Cecchini, Tom, 1980-83  
 Cottrell, Ted, 2004-05  
 Dalton, Dean, 1999-2005  
 Daly, Brendan, 2006-08  
 Dotsch, Rollie, 1987  
 Dunbar, Karl, 2006-10  
 Dungy, Tony, 1992-95  
 Ellis, Mark, 2004-05  
 Faulkner, Jack, 1965  
 Fazio, Foge, 1995-99, 2005  
 Ferraro, Paul, 2006-08  
 Fichtner, Ross, 1984  
 Ficken, Ryan, 2007-10  
 Foerster, Chris, 1993-95  
 Fontes, John, 2000  
 Frazier, Leslie, 2007-10  
 Friday, Jeff, 1996-98

Gilmer, Harry, 1961-64  
 Glenn, Jason, 2009  
 Hanson, Randy, 2003-05  
 Hargrave, Carl, 1994-2001  
 Harman, Wade, 1997-98  
 Hayes, Jay, 2002  
 Holloway, Bob, 1967-70; '78-86  
 Hueber, Jim, 2006-10  
 Hughes, Jed, 1982-83  
 Imamura, Jeff, 2006-10  
 Johnson, Jimmie, 2006-10  
 Kanavy, Tom, 2006-10  
 Kasper, John, 1999  
 Kiffin, Monte, 1986-89; '91-94  
 Knox, Jr., Chuck, 2000-05  
 Lawrence, Daryl, 2000-03  
 Leahy, Bob, 1984  
 Levrva, John, 1995-97  
 Lewis, Sherman, 2000-01  
 Linehan, Scott, 2002-04  
 Loney, Steve, 2002-05  
 Mason, Derek, 2007-09  
 Matchett, Clay, 2006  
 McCormick, Tom, 1963-66  
 Mertes, Buster, 1967-84  
 Michels, John, 1967-93  
 Moore, Tom, 1989-93  
 Morris, Pat, 2006-10  
 Murphy, Brian, 2006-10  
 Myers, Chip, 1995-98  
 Nelson, Jocko, 1971-78  
 O'Leary, George, 2002-03  
 O'Shea, Chad, 2006-08  
 Olivadotti, Tom, 1996-99  
 Olson, Rich, 2005  
 Pagac, Fred, 2006-10  
 Panagos, Jim, 2002-05  
 Patera, Jack, 1969-75  
 Patterson, Andre, 1998-99  
 Peters, Floyd, 1986-90  
 Polian, Dennis, 2009-10  
 Radakovich, Dan, 1984

Reese, Floyd, 1979-85  
 Rehbein, Dick, 1984-91  
 Reynolds, Diron, 2009-10  
 Rhome, Jerry, 1994, 2005  
 Rogers, Kevin, 2006-10  
 Ross, Kevin, 2003-05  
 Rowen, Keith, 1994-96  
 Ryan, Buddy, 1976-77  
 Schnelker, Bob, 1986-90  
 Sheldon, Matt, 2010  
 Shultz, Kurtis, 2004-05  
 Shaw, Willie, 1992-93; '01-02  
 Sherman, Ray, 1995-97; '99  
 Silverfield, Ryan, 2008-10  
 Solomon, Richard, 1992-2001  
 Steckel, Les, 1979-83  
 Stefanski, Kevin, 2006-10  
 Stewart, George, 2007-10  
 Streight, Martin, 2006-10  
 Sweatman, Mike, 1984  
 Teerlinck, John, 1992-94  
 Thomas, Emmitt, 2000-01  
 Tice, John, 1999-2005  
 Tice, Mike, 1996-2001  
 Tillman, Rusty, 2003-05  
 Tomlin, Mike, 2006  
 Trestman, Marc, 1985-86; 89-91  
 von Appen, Fred, 2000  
 Walters, Trent, 1994-2001  
 Warmath, Murray, 1978-79  
 White, Chris, 2009-10  
 West, Stan, 1961-63  
 Wetzel, Steve, 1992-2003  
 Wiggins, Paul, 1985-91

Willingham, Tyrone, 1992-94  
 Wolf, Mike, 1992-94  
 Wood, Alex, 1999-2002  
 Woods, Joe, 2006-10  
 Wyatt, Darrell, 2006  
 Yowarsky, Walt, 1961-66  
 Zauner, Gary, 1994-2001



Murray Warmath

## LONGEST TENURED VIKINGS COACHES

Years	Coach	Position
26	John Michels	OL, RBs
24	Jerry Burns	Offensive Coordinator, Head Coach
18	Buster Mertes	RBs
17	Bud Grant	Head Coach
14	Bob Holloway	Defensive Coordinator



# VIKINGS RESULTS YEAR-BY-YEAR

**ALL-TIME RECORD: REGULAR SEASON 413-336-9 / POST SEASON 19-26 / OVERTIME 18-19-2**

## 1961

**Head Coach: Norm Van Brocklin**

**Preseason (0-5)**

8/5	L	13	Dallas at Sioux Falls (4,954)	38
8/18	L	3	at Baltimore Colts (10,203)	13
8/26	L	10	San Fran. at Portland (27,044)	14
9/2	L	7	Chicago at Cedar Rapids (12,500)	30
9/10	L	17	L.A. Rams (27,982)	21

**Regular Season (3-11)**

**Finish: 7th in NFL Western Conference**

9/17	W	37	Chicago (32,236)	13
9/24	L	7	at Dallas (12,992)	21
10/1	L	33	at Baltimore Colts (54,259)	34
10/8	L	0	Dallas (33,070)	28
10/15	L	24	San Francisco (34,415)	38
10/22	L	7	Green Bay (42,007)	33
10/29	L	10	at Green Bay (Milw.) (44,112)	28
11/5	L	17	at L.A. Rams (38,594)	31
11/12	W	28	Baltimore Colts (38,010)	20
11/19	L	10	Detroit (32,296)	37
11/26	L	28	at San Francisco (43,905)	38
12/3	W	42	L.A. Rams (30,068)	21
12/10	L	7	at Detroit (42,655)	13
12/17	L	35	at Chicago (34,539)	52
		<b>285</b>		<b>407</b>

## 1962

**Head Coach: Norm Van Brocklin**

**Preseason (2-3)**

8/11	L	24	San Francisco at Seattle (22,500)	30
8/18	L	24	L.A. Rams at Portland (23,544)	33
8/25	L	21	St. L. Cards at Mpls.-Parade (15,500)	24
9/2	W	24	Baltimore Colts (29,544)	13
9/8	W	45	Dallas at Atlanta (12,500)	26

**Regular Season (2-11)**

**Finish: 6th in NFL Western Conference**

9/16	L	7	at Green Bay (38,659)	34
9/23	L	7	Baltimore Colts (30,787)	34
9/30	L	7	at San Francisco (38,407)	21
10/7	L	0	Chicago (33,141)	13
10/14	L	21	Green Bay (41,475)	48
10/21	W	38	at L.A. Rams (33,071)	14
10/28	W	31	Philadelphia (30,071)	21
11/4	L	31	at Pittsburgh (14,642)	39
11/11	L	30	at Chicago (46,984)	31
11/18	L	6	Detroit (31,257)	17
11/25	T	24	L.A. Rams (26,728)	24
12/2	L	12	San Francisco (33,076)	35
12/9	L	23	at Detroit (42,256)	37
12/16	L	17	at Baltimore Colts (53,645)	42
		<b>254</b>		<b>410</b>

## 1963

**Head Coach: Norm Van Brocklin**

**Preseason (4-1)**

8/10	W	43	San Francisco at Portland, OR (20,837)	28
8/17	W	27	at L.A. Rams (42,966)	3
8/25	W	17	N.Y. Giants (29,815)	16
8/31	L	27	Philadelphia at Hershey, PA (15,861)	34
9/6	W	35	at St. Louis (30,842)	0

**Regular Season (5-8-1)**

**Finish: Tied 4th in NFL Western Conference**

9/15	W	24	at San Francisco (30,781)	20
9/22	L	7	Chicago (33,923)	28
9/29	W	45	San Francisco (28,567)	14

10/6	L	14	St. Louis Cards (30,220)	56
10/13	L	28	Green Bay (42,567)	37
10/20	L	24	at L.A. Rams (30,555)	27
10/27	L	10	at Detroit (44,509)	28
11/3	W	21	L.A. Rams (33,567)	13
11/10	L	7	at Green Bay (42,327)	28
11/17	L	34	Baltimore Colts (33,136)	37
11/24	W	34	Detroit (28,763)	31
12/1	T	17	at Chicago (47,249)	17
12/8	L	10	at Baltimore Colts (54,122)	13
12/15	W	34	at Philadelphia (54,403)	33
		<b>309</b>		<b>190</b>

## 1964

**Head Coach: Norm Van Brocklin**

**Preseason (5-0)**

8/8	W	21	N.Y. Giants (31,581)	7
8/15	W	24	St. L. Cards at Atlanta (9,500)	10
8/22	W	24	San Fran. at Salt Lake (20,207)	21
8/29	W	34	at L.A. Rams (39,938)	23
9/5	W	21	Philadelphia at Hershey (9,212)	20

**Regular Season (8-5-1)**

**Finish: Tied 2nd in NFL Western Conference**

9/13	W	34	Baltimore Colts (35,563)	24
9/20	L	28	Chicago (41,387)	34
9/27	L	13	at L.A. Rams (50,009)	22
10/4	W	24	at Green Bay (42,327)	23
10/11	L	20	Detroit (40,840)	24
10/18	W	30	Pittsburgh (39,873)	10
10/25	W	27	at San Francisco (31,845)	22
11/1	L	13	Green Bay (44,278)	42
11/8	W	24	San Francisco (40,408)	7
11/15	L	14	at Baltimore Colts (60,213)	17
11/22	T	23	at Detroit (48,291)	23
11/29	W	34	L.A. Rams (31,677)	13
12/6	W	30	at N.Y. Giants (62,802)	21
12/13	W	41	at Chicago (46,486)	14
		<b>355</b>		<b>296</b>

## 1965

**Head Coach: Norm Van Brocklin**

**Preseason (5-0)**

8/14	W	31	Pittsburgh at Atlanta (39,240)	21
8/20	W	35	Philadelphia (43,125)	21
8/28	W	20	Washington at Charlotte, NC (20,426)	16

**Regular Season (7-7)**

**Finish: Tied 5th in NFL Western Conference**

9/19	L	16	at Baltimore Colts (56,562)	35
9/26	L	29	Detroit (46,826)	31
10/3	W	38	at L.A. Rams (36,755)	35
10/9	W	40	N.Y. Giants (44,283)	14
10/17	L	37	Chicago (47,426)	45
10/24	W	42	at San Francisco (42,680)	41
10/31	W	27	at Cleveland (83,505)	17
11/7	W	24	L.A. Rams (47,426)	13
11/14	L	21	Baltimore Colts (47,426)	41
11/21	L	13	Green Bay (47,426)	38
11/28	L	24	San Francisco (40,306)	45
12/5	L	19	at Green Bay (40,852)	24
12/12	W	29	at Detroit (45,420)	7
12/19	W	24	at Chicago (46,604)	17
		<b>383</b>		<b>403</b>

## 1966

**Head Coach: Norm Van Brocklin**

**Preseason (3-1-1)**

8/6	T	6	Detroit at New Orleans (38,500)	6
8/13	W	35	Pittsburgh at Portland (21,228)	6
8/20	W	24	L.A. Rams (40,270)	10
8/26	W	30	Washington at Cleve. (83,414)	27
9/2	L	24	at Dallas (58,316)	28

**Regular Season (4-9-1)**

**Finish: Tied 6th in NFL Western Conference**

9/11	L	20	at San Francisco (29,312)	20
9/18	L	23	Baltimore Colts (47,426)	38
9/25	L	17	at Dallas (64,116)	28
10/2	L	10	Chicago (47,426)	13
10/16	W	35	L.A. Rams (47,426)	7
10/23	L	17	at Baltimore Colts (60,238)	20
10/30	W	28	San Francisco (45,077)	3
11/6	W	20	at Green Bay (50,861)	17
11/13	L	31	Detroit (43,939)	32
11/20	L	6	at L.A. Rams (38,775)	21
11/27	L	16	Green Bay (47,426)	28
12/4	L	13	Atlanta (37,117)	20
12/11	W	28	at Detroit (43,022)	16
12/18	L	28	at Chicago (45,191)	41
		<b>292</b>		<b>304</b>

## 1967

**Head Coach: Bud Grant**

**Preseason (2-3)**

8/12	W	34	Philadelphia at Tulsa (24,500)	0
8/18	L	9	at Denver (31,850)	14
8/27	L	3	N.Y. Giants at New Haven (43,584)	21

**Regular Season (3-8-3)**

**Finish: 4th in NFL Central**

9/2	W	16	Atlanta at Cleveland (84,236)	3
9/10	L	14	Cleveland (40,012)	42
9/17	L	21	San Francisco (39,638)	27
9/22	L	3	at L.A. Rams (52,255)	39
10/1	L	7	Chicago (44,868)	17
10/8	L	24	St. Louis Cards (40,017)	34
10/15	W	10	at Green Bay (Milw.) (49,601)	7
10/22	T	20	Baltimore Colts (47,693)	20
10/29	L	20	at Atlanta (52,859)	21
11/5	W	27	N.Y. Giants (44,960)	24
11/12	T	10	Detroit (40,032)	10
11/19	L	10	at Cleveland (68,431)	14
11/26	W	41	at Pittsburgh (23,773)	27
12/3	L	27	Green Bay (47,693)	30
12/10	T	10	at Chicago (40,110)	10
12/17	L	3	at Detroit (44,874)	14
		<b>233</b>		<b>294</b>

## 1968

**Head Coach: Bud Grant**

**Preseason (3-2)**

8/10	L	10	Kansas City (45,228)	13
8/17	W	39	at Denver (20,901)	16
8/24	W	52	Philadelphia (41,229)	10
9/1	L	28	at St. Louis Cards (25,233)	31
9/6	W	20	New Orleans at Shreveport, LA (23,000)	17

**Regular Season (8-6)**

**Finish: NFL Central Champions**

9/14	W	47	Atlanta (45,563)	7
9/22	W	26	at Green Bay (Milw.) (49,346)	13
9/29	L	17	Chicago (47,644)	27
10/6	W	24	Detroit (44,289)	10
10/13	L	17	at New Orleans (71,105)	20
10/20	L	7	Dallas (47,644)	20
10/27	L	24	at Chicago (46,562)	26
11/3	W	27	Washington (47,644)	14
11/10	W	14	Green Bay (47,644)	10
11/17	W	13	at Detroit (48,654)	6
11/24	L	9	at Baltimore Colts (60,238)	21
12/1	L	3	L.A. Rams (47,644)	31
12/8	W	30	at San Francisco (29,049)	20
12/15	W	24	at Philadelphia (54,530)	17
		<b>282</b>		<b>242</b>

**Western Conference Championship**

(Memorial Stadium, Baltimore, MD)

12/22 L 14 Baltimore Colts (60,238) 24

**NFL Playoff Bowl**

(Orange Bowl, Miami, FL)

1/5/69 L 13 Dallas (22,961)\* 17

\*Statistics from game do not count.



The Vikings went 87-24-1 and played in 4 Super Bowls in a 8-season span from 1969-76.



**1969**

**Head Coach: Bud Grant**  
**Preseason (5-1)**

8/2	W	45	Miami at Tampa (37,219)	10
8/9	W	26	Denver (45,916)	6
8/23	W	41	St.L. Cards at Memphis (34,417)	13
8/30	L	21	N.Y. Jets at Winston-Salem (31,500)	24
9/6	W	28	N.Y. Giants (47,900)	27
9/13	W	23	Cleveland at Akron (28,561)	16

**Regular Season (12-2)**

**Finish: NFL Central Champions**

9/21	L	23	at N.Y. Giants (62,900)	24
9/28	W	25	Baltimore Colts (47,900)	14
10/5	W	19	Green Bay at U. of MN (60,740)	7
10/12	W	31	at Chicago (45,757)	7
10/19	W	27	at St. Louis Cards (49,430)	10
10/26	W	24	Detroit (47,900)	10
11/2	W	31	Chicago (47,900)	14
11/9	W	51	Cleveland (47,900)	3
11/16	W	9	at Green Bay (Milw.) (48,321)	7
11/23	W	52	Pittsburgh (47,202)	14
11/27	W	27	at Detroit (57,906)	0
12/7	W	20	at L.A. Rams (80,430)	13
12/14	W	10	San Francisco (43,028)	7
12/21	L	3	at Atlanta (52,872)	10

**379**

**Western Conference Championship**  
(Metropolitan Stadium, Bloomington, MN)

12/27	W	23	L.A. Rams (47,900)	20
-------	---	----	--------------------	----

**NFL Championship**

(Metropolitan Stadium, Bloomington, MN)

1/4/70	W	27	Cleveland (47,900)	7
--------	---	----	--------------------	---

**Super Bowl IV**

(Tulane Stadium, New Orleans, LA)

1/17/70	L	7	Kansas City (80,562)	23
---------	---	---	----------------------	----

**1970**

**Head Coach: Bud Grant**  
**Preseason (4-2)**

8/8	L	13	New Orleans at Canton (17,932)	14
8/15	L	13	Pittsburgh (45,591)	20
8/22	W	14	at Houston (44,563)	7
8/30	W	52	N.Y. Jets (47,900)	21
9/5	W	24	at Cleveland (83,043)	21
9/11	W	31	at Chicago (46,630)	30

**Regular Season (12-2)**

**Finish: NFC Central Champions**

9/20	W	27	Kansas City (47,900)	10
9/27	W	26	New Orleans (47,900)	0
10/4	L	10	at Green Bay (Milw.) (47,967)	13
10/11	W	24	at Chicago (45,485)	0
10/18	W	54	Dallas (47,900)	13
10/26	W	13	L.A. Rams (47,900)	3
11/1	W	30	at Detroit (58,210)	7
11/8	W	19	at Washington (50,415)	10
11/15	W	24	Detroit (47,900)	20
11/22	W	10	Green Bay (47,900)	3
11/29	L	10	at N.Y. Jets (62,333)	20
12/5	W	16	Chicago (47,900)	13
12/13	W	35	at Boston (37,819)	14
12/20	W	37	at Atlanta (57,992)	20

**335**

**NFC Divisional Playoffs**

(Metropolitan Stadium, Bloomington, MN)

12/27	L	14	San Francisco (46,050)	17
-------	---	----	------------------------	----

**1971**

**Head Coach: Bud Grant**  
**Preseason (4-2)**

8/8	L	10	New England at U of M (31,813)	17
8/14	W	34	at San Diego (49,267)	7
8/21	W	34	Chicago (47,900)	14
8/28	W	26	at Pittsburgh (46,276)	17
9/4	L	7	at Denver (43,000)	14
9/11	W	24	Miami (47,900)	0

**Regular Season (11-3)**

**Finish: NFC Central Champions**

9/20	W	16	at Detroit (54,418)	13
9/26	L	17	Chicago (47,900)	20
10/3	W	19	Buffalo (47,900)	0
10/10	W	13	at Philadelphia (65,258)	0
10/17	W	24	at Green Bay (56,263)	13
10/25	W	10	Baltimore Colts (49,784)	3
10/31	W	17	at N.Y. Giants (62,829)	3
11/7	L	9	San Francisco (49,784)	14
11/14	W	3	Green Bay (47,900)	4
11/21	W	23	at New Orleans (83,130)	0
11/28	W	24	Atlanta (49,784)	7
12/5	L	14	at San Diego (54,505)	30
12/11	W	29	Detroit (49,784)	10
12/19	W	27	at Chicago (55,049)	10

**245**

**NFC Divisional Playoffs**

(Metropolitan Stadium, Bloomington, MN)

12/25	L	12	Dallas (45,100)	20
-------	---	----	-----------------	----

**1972**

**Head Coach: Bud Grant**  
**Preseason (3-2)**

8/12	W	24	San Diego (47,900)	13
8/18	L	10	at Buffalo (41,006)	21
8/26	W	20	at Cleveland (70,583)	17
9/4	W	26	Houston (47,900)	14
9/10	L	19	at Miami (74,298)	21

**Regular Season (7-7)**

**Finish: 3rd in NFC Central**

9/8	L	21	Washington (47,900)	24
9/24	W	34	at Detroit (54,418)	10
10/1	L	14	Miami (47,900)	16
10/8	L	17	St. Louis Cards (49,784)	19
10/15	W	23	at Denver (51,656)	20
10/23	L	10	at Chicago (55,701)	13
10/29	W	27	at Green Bay (56,263)	13
11/5	W	37	New Orleans (49,784)	6
11/12	W	16	Detroit (49,784)	14
11/19	W	45	at L.A. Rams (77,982)	41
11/26	L	10	at Pittsburgh (50,348)	23
12/3	W	23	Chicago (49,784)	10
12/10	L	7	Green Bay (49,784)	20
12/16	L	17	at San Francisco (61,214)	20

**301**

**1973**

**Head Coach: Bud Grant**  
**Preseason (5-0)**

8/11	W	10	Pittsburgh (46,619)	6
8/18	W	13	at Kansas City (72,676)	10
8/25	W	34	at Oakland (57,515)	10
8/31	W	20	Miami (46,619)	17
9/8	W	24	at San Diego (42,007)	16

**Regular Season (12-2)**

**Finish: NFC Central Champions**

9/16	W	24	Oakland (46,619)	16
9/23	W	22	at Chicago (45,701)	13
9/30	W	11	Green Bay (48,503)	3
10/7	W	23	at Detroit (54,418)	9
10/14	W	17	at San Francisco (53,359)	13
10/21	W	28	Philadelphia (48,503)	21
10/28	W	10	L.A. Rams (48,503)	3
11/4	W	26	Cleveland (48,503)	7
11/11	W	28	Detroit (48,503)	7
11/19	L	14	at Atlanta (50,850)	20
11/25	W	31	Chicago (48,503)	13
12/2	L	0	at Cincinnati (59,580)	27
12/8	W	31	at N.Y. Jets (56,267)	7
12/16	W	31	at Green Bay (New Haven) (70,041)	16

**296**

**NFC Divisional Playoffs**

(Metropolitan Stadium, Bloomington, MN)

12/22	W	27	Washington (46,409)	20
-------	---	----	---------------------	----

**NFC Championship Game**

(Texas Stadium, Irving, TX)

12/30	W	27	Dallas (60,272)	10
-------	---	----	-----------------	----

**Super Bowl VIII** (Rice Stadium, Houston, TX)

1/13/74	L	7	Miami (68,142)	24
---------	---	---	----------------	----

**1974**

**Head Coach: Bud Grant**  
**Preseason (3-2)**

8/10	L	21	at Denver (23,822)	27
8/19	L	9	at Miami (67,963)	13
8/25	W	32	Buffalo (46,553)	21
8/31	W	14	at St. Louis Cards (42,544)	10
9/7	W	42	San Diego (46,553)	0

**Regular Season (10-4)**

**Finish: NFC Central Champions**

9/15	W	32	at Green Bay (56,312)	17
9/22	W	7	at Detroit (49,703)	6
9/29	W	11	Chicago (46,619)	7
10/6	W	23	at Dallas (60,817)	21
10/13	W	51	Houston (48,490)	10
10/20	L	16	Detroit (48,501)	20
10/27	L	14	New England (48,497)	17
11/3	W	17	at Chicago (55,753)	0
11/11	W	28	at St. Louis Cards (51,392)	24
11/17	L	7	Green Bay (48,480)	19
11/24	L	17	at L.A. Rams (90,266)	9
12/1	W	29	New Orleans (48,456)	20
12/7	W	23	Atlanta (48,480)	10
12/14	W	35	at Kansas City (72,474)	15

**310**



The 1969 Vikings' picked off 30 passes and were, led by Paul Krause, Ed Sharockman, Karl Kassulke, and Earsall Mackbee.

**NFC Divisional Playoffs**

(Metropolitan Stadium, Bloomington, MN)

12/21	W	30	St. Louis Cards (44,626)	14
-------	---	----	--------------------------	----

**NFC Championship Game**

(Metropolitan Stadium, Bloomington, MN)

12/29	W	14	L.A. Rams (47,404)	10
-------	---	----	--------------------	----

**Super Bowl IX**

(Tulane Stadium, New Orleans, LA)

1/12/75	L	6	Pittsburgh (80,997)	16
---------	---	---	---------------------	----

**1975**

**Head Coach: Bud Grant**  
**Preseason (2-3-1)**

8/9	L	15	N.Y. Jets at Phoenix (51,323)	20
8/17	L	10	at New England (40,218)	36
8/23	W	16	at Dallas (45,395)	13
9/1	W	20	Miami (47,653)	7
9/6	L	6	St. Louis Cards (46,975)	13
9/13	T	14	at San Diego (31,642)	14

**Regular Season (12-2)**

**Finish: NFC Central Champions**

9/21	W	27	San Francisco (48,418)	17
9/28	W	42	at Cleveland (55,419)	10
10/5	W	28	Chicago (48,445)	1
10/12	W	29	N.Y. Jets (48,444)	23
10/19	W	25	Detroit (48,446)	19
10/26	W	38	at Chicago (56,302)	9
11/2	W	28	at Green Bay (55,279)	17
11/9	W	20	Atlanta (48,446)	0
11/16	W	20	at New Orleans (60,214)	7
11/23	W	28	San Diego (48,443)	13
11/30	L	30	at Washington (54,311)	31
12/7	W	24	Green Bay (48,446)	3
12/14	L	10	at Detroit (78,990)	17
12/20	W	35	at Buffalo (73,391)	13

**377**

**NFC Divisional Playoffs**

(Metropolitan Stadium, Bloomington, MN)

12/28	L	14	Dallas (46,425)	17
-------	---	----	-----------------	----

**180**

**Head Coach: Bud Grant**  
**Preseason (3-3-1)**

7/31	L	3	at Miami (39,939)	16
8/7	W	13	at Kansas City (32,851)	10
8/16	L	7	at Cleveland (44,336)	31
8/22	W	23	Cincinnati (43,784)	17
8/28	W	20	Philadelphia (46,512)	16
9/5	L	17	at Denver (52,129)	30

**Regular Season (11-2-1)**

**Finish: NFC Central Champions**

9/12	W	40	at New Orleans (58,155)	9
9/19	T	10	L.A. Rams (47,310) (OT)	10
9/26	W	10	at Detroit (77,292)	9
10/4	W	17	Pittsburgh (47,809)	6
10/10	W	20	Chicago (47,948)	19
10/17	W	24	N.Y. Giants (47,156)	7
10/24	W	31	at Philadelphia (56,233)	12
10/31	L	13	at Chicago (56,602)	14
11/7	W	31	Detroit (46,735)	23
11/14	W	27	Seattle (45,087)	21
11/21	W	17	at Green Bay (Mil.) (53,104)	10
11/29	L	16	at San Francisco (56,775)	9
12/5	W	20	Green Bay (43,700)	20
12/11	W	29	at Miami (46,543)	7


**305**

**NFC Divisional Playoffs**

(Metropolitan Stadium, Bloomington, MN)

12/18	W	35	Washington (47,221)	20
-------	---	----	---------------------	----

**KICKOFF**  
**EXECUTIVES**  
**STAFF**  
**COACHES**  
**PLAYERS**  
**ROOKIES**  
**2010 SEASON**  
**RECORDS**  
**PLAYOFF RECORDS**  
**HISTORY**  
**EXTRA POINTS**



The 1977 Vikings featured Pro Bowlers RB Chuck Foreman (top left), G Ed White (top middle), WR Sammy White (top right), T Ron Yary (#73), LB Matt Blair (#59) and LB Jeff Siemon (#50).

**NFC Championship Game**  
(Metropolitan Stadium, Bloomington, MN)  
12/26 W 24 L.A. Rams (47,191) 13

**Super Bowl XI**  
(Rose Bowl, Pasadena, CA)  
1/9/77 L 14 Oakland (103,438) 32

**1977**

**Head Coach: Bud Grant**  
**Preseason (4-2)**

8/6 W 22 at L.A. Rams (55,168) 17  
8/13 W 34 Cleveland (45,370) 33  
8/19 L 7 at Baltimore (45,529) 29  
8/26 W 33 Miami (44,396) 6  
9/3 L 7 at Cincinnati (52,942) 26  
9/10 W 30 at Buffalo (35,017) 6

**Regular Season (9-5)**  
**Finish: NFC Central Champions**

9/18 L 10 Dallas (47,678) (OT) 16  
9/24 W 9 at Tampa Bay (66,272) 3  
10/2 W 19 Green Bay (47,143) 7  
10/9 W 14 Detroit (45,860) 7  
10/16 W 22 Chicago (47,708) (OT) 16  
10/24 L 3 at L.A. Rams (62,414) 35  
10/30 W 14 at Atlanta (59,257) 7  
11/6 L 7 St. Louis (47,066) 27  
11/13 W 42 Cincinnati (47,371) 10  
11/20 L 7 at Chicago (49,563) 10  
11/27 W 13 at Green Bay (52,267) 6  
12/4 W 28 San Francisco (40,745) 27  
12/11 L 13 at Oakland (52,771) 35  
12/17 W 30 at Detroit (78,572) 21

**231**

**NFC Divisional Playoffs**  
(L.A. Coliseum, Los Angeles, CA)  
12/26 W 14 L.A. Rams (62,538) 7

**NFC Championship Game**  
(Texas Stadium, Irving, TX)  
1/17/78 L 6 Dallas (61,968) 23

**1978**

**Head Coach: Bud Grant**  
**Preseason (2-2)**

8/5 W 20 Washington (46,212) 13  
8/12 L 13 at Kansas City (41,092) 17  
8/18 L 22 at Miami (46,316) 30  
8/26 W 30 Buffalo (45,062) 27

**Regular Season (8-7-1)**  
**Finish: NFC Central Champions**

9/3 L 24 at New Orleans (54,187) 31  
9/11 W 12 Denver (46,508) (OT) 9  
9/17 L 10 Tampa Bay (46,152) 16  
9/25 W 24 at Chicago (53,561) 20  
10/1 W 24 at Tampa Bay (65,972) 27  
10/8 L 28 at Seattle (62,031) 9  
10/15 L 17 L.A. Rams (46,551) 34  
10/22 W 21 Green Bay (47,411) 7  
10/26 W 21 at Dallas (61,848) 10  
11/5 W 17 Detroit (46,008) 7  
11/12 W 17 Chicago (43,286) 14  
11/19 L 7 San Diego (38,859) 13  
11/26 T 10 at Green Bay (51,737) (OT) 10  
12/3 W 28 Philadelphia (58,722) 27  
12/9 L 14 at Detroit (78,685) 45  
12/17 L 20 at Oakland (44,643) 27

**294**

**NFC Divisional Playoffs**  
(L.A. Coliseum, Los Angeles, CA)  
12/31 L 10 L.A. Rams (69,631) 34

**1979**

**Head Coach: Bud Grant**  
**Preseason (0-4)**

8/2 L 9 at Seattle (60,881) 12  
8/11 L 0 at San Diego (49,037) 19  
8/18 L 10 Miami (45,790) 12  
8/23 L 0 Kansas City (39,578) 25

**Regular Season (7-9)**  
**Finish: 3rd in NFC Central**

9/2 W 28 San Francisco (46,539) 22  
9/9 L 7 at Chicago (53,231) 26  
9/16 L 12 Miami (46,187) 27  
9/23 W 27 Green Bay (45,524) (OT) 21  
9/30 W 13 at Detroit (75,295) 16  
10/7 L 20 Dallas (47,572) 30  
10/15 L 7 at N.Y. Jets (54,479) 14  
10/21 W 30 Chicago (41,164) 27  
10/28 L 10 Tampa Bay (46,906) 32  
11/4 L 7 at St. Louis (47,213) 37  
11/11 L 7 at Green Bay (Milw.) (52,706) 19  
11/18 W 14 Detroit (43,650) 7  
11/25 W 23 at Tampa Bay (70,039) 22  
12/2 L 21 at L.A. Rams (56,700) (OT) 27  
12/9 W 10 Buffalo (42,239) 3  
12/16 L 23 at New England (54,710) 27

**259**

**1980**

**Head Coach: Bud Grant**  
**Preseason (3-1)**

8/9 W 21 San Diego (45,179) 17  
8/18 L 10 at Kansas City (39,879) 14  
8/23 W 17 at Miami (36,116) 10  
8/30 W 38 Cleveland (47,262) 16

**Regular Season (9-7)**  
**Finish: NFC Central Champions**

9/7 W 24 Atlanta (44,733) 23  
9/14 L 7 Philadelphia (46,460) 42  
9/21 W 34 at Chicago (59,983) 14  
9/28 L 7 at Detroit (80,291) 27  
10/5 L 17 Pittsburgh (47,583) 23  
10/12 W 13 Chicago (46,751) 7  
10/19 L 0 at Cincinnati (44,487) 14  
10/26 L 3 at Green Bay (44,361) 16  
11/2 W 39 at Washington (52,060) 14  
11/9 W 34 Detroit (46,254) 0  
11/16 W 38 Tampa Bay (46,032) 30  
11/23 L 13 Green Bay (47,234) 25  
11/30 W 23 at New Orleans (30,935) 20  
12/7 W 21 at Tampa Bay (65,649) 13  
12/14 W 28 Cleveland (42,202) 20  
12/21 L 16 at Houston (51,064) 20

**317**

**NFC Divisional Playoffs**  
(Veterans Stadium, Philadelphia, PA)  
1/3/81 L 16 Philadelphia (68,434) 31

**1981**

**Head Coach: Bud Grant**  
**Preseason (1-3)**

8/8 L 6 Miami (45,165) 20  
8/14 L 13 at Washington (44,662) 27

8/22 W 20 Atlanta (42,908) 19  
8/27 L 31 at L.A. Rams (60,141) 34

**Regular Season (7-9)**  
**Finish: 4th in NFC Central**

9/5 L 13 at Tampa Bay (66,287) 21  
9/14 L 10 Oakland (47,186) 36  
9/20 W 26 Detroit (45,340) 24  
9/27 W 30 at Green Bay (Mil.) (55,012) 13  
10/4 W 24 Chicago (43,827) 21  
10/11 W 33 at San Diego (50,708) 31  
10/18 W 35 Philadelphia (45,459) 23  
10/25 L 17 at St. Louis Cards (48,039) 30  
11/2 L 17 at Denver (74,834) 19  
11/8 W 25 Tampa Bay (47,038) 10  
11/15 W 20 New Orleans (45,215) 10  
11/23 L 30 at Atlanta (54,086) 31  
11/29 L 23 Green Bay (46,025) 35  
12/6 L 9 at Chicago (50,766) 10  
12/12 L 7 at Detroit (79,428) 45  
12/20 L 6 Kansas City (41,110) 10

**1982**

**Head Coach: Bud Grant**  
**Preseason (3-2)**

8/7 W 30 Baltimore (at Canton) (23,379) 14  
8/14 L 17 at Atlanta (49,831) 20  
8/21 W 7 Seattle (57,880) 3  
8/28 L 17 at Denver (73,371) 27  
9/3 W 24 New Orleans (59,810) 21

**Regular Season (5-4)**  
**Finish: 2nd in NFC Central**

9/12 W 17 Tampa Bay (58,440) 10  
9/16 L 22 at Buffalo (77,753) 23  
11/21 L 7 at Green Bay (Milw.) (44,681) 26  
11/28 W 35 Chicago (54,724) 7  
12/5 L 14 at Miami (45,721) 22  
12/12 W 13 Baltimore (53,981) 10  
12/19 W 34 at Detroit (73,058) 31  
12/26 W 14 N.Y. Jets (58,672) 42  
1/3/83 L 31 Dallas (60,007) 27

**187**

**NFC First-Round Playoffs**  
(Metrodome, Minneapolis, MN)  
1/9/83 W 30 Atlanta (60,566) 24

**NFC Second-Round Playoffs**  
(RFK Stadium, Washington, DC)  
1/15/83 L 7 Washington (54,593) 21

**1983**

**Head Coach: Bud Grant**  
**Preseason (3-1)**

8/6 W 28 St. Louis Cards at London (32,847) 10  
8/13 L 7 Baltimore (56,061) 10  
8/19 W 19 at Seattle (54,402) 17  
8/26 W 34 Denver (59,435) 3

**Regular Season (6-8)**  
**Finish: 4th in NFC Central**

9/4 W 27 at Cleveland (70,087) 21  
9/8 L 17 San Francisco (58,167) 48  
9/18 W 19 at Tampa Bay (47,567) (OT) 16  
9/25 W 20 Detroit (58,254) 17  
10/2 L 24 Dallas (62,136) 37  
10/9 W 23 at Chicago (59,632) 14  
10/16 W 34 Houston (58,910) 14  
10/23 W 20 at Green Bay (55,236) (OT) 17  
10/30 L 31 at St. Louis Cards (38,796) 41  
11/6 L 12 Tampa Bay (59,239) 17  
11/13 L 21 Green Bay (60,113) 29  
11/20 W 21 at Pittsburgh (58,417) 14  
11/27 L 16 at New Orleans (59,502) 17  
12/5 L 2 at Detroit (79,169) 13  
12/11 L 13 Chicago (57,880) 19  
12/17 W 20 Cincinnati (51,565) 14

**316**

**1984**

**Head Coach: Les Steckel**  
**Preseason (1-3)**

8/4 W 37 Atlanta (51,693) 6  
8/11 L 7 Miami (54,003) 29  
8/18 L 10 Philadelphia (51,743) 31  
8/24 L 0 at St. Louis Cards (35,864) 31

**Regular Season (3-13)**  
**Finish: 5th in NFC Central**

9/2 L 13 San Diego (57,276) 42  
9/9 L 17 at Philadelphia (55,942) 19  
9/16 W 27 Atlanta (53,955) 20  
9/23 W 29 at Detroit (57,511) 28  
9/30 L 12 Seattle (57,171) 20  
10/7 L 31 at Tampa Bay (47,405) 35  
10/14 L 20 at L.A. Raiders (49,276) 23



**Keith Millard** was named the NFL's 1989 Defensive Player of the Year.

10/21	L	14	Detroit (57,953)	16
10/28	L	7	at Chicago (57,517)	16
11/4	W	27	Tampa Bay (54,949)	24
11/11	L	7	at Green Bay (Milw.) (52,931)	45
11/18	L	21	at Denver (74,716)	42
11/25	L	3	Chicago (56,881)	34
11/29	L	7	Washington (55,017)	31
12/8	L	7	at San Francisco (61,384)	51
12/16	L	14	Green Bay (51,197)	38
			<b>276</b>	<b>484</b>

**1985**

**Head Coach: Bud Grant**

<b>Preseason (3-1)</b>				
8/10	W	16	at Miami (41,129)	13
8/17	W	40	Pittsburgh (56,887)	34
8/24	L	10	Seattle (56,562)	27
8/30	W	13	at Denver (63,373)	9

**Regular Season (7-9)**

<b>Finish: 3rd in NFC Central</b>				
9/8	W	28	San Francisco (57,375)	21
9/15	W	31	at Tampa Bay (46,188)	16
9/19	L	24	Chicago (61,242)	33
9/29	W	27	at Buffalo (45,667)	20
10/6	L	10	at L.A. Rams (61,139)	13
10/13	L	7	at Green Bay (Mil.) (54,674)	20
10/20	W	21	San Diego (61,670)	17
10/27	L	9	at Chicago (63,815)	27
11/3	W	16	Detroit (58,012)	13
11/10	L	7	Green Bay (59,970)	27
11/17	L	21	at Detroit (54,647)	41
11/24	L	23	New Orleans (54,117)	30
12/1	W	28	at Philadelphia (54,688)	23
12/8	W	26	Tampa Bay (51,593)	7
12/15	L	13	at Atlanta (14,167)	14
12/22	L	35	Philadelphia (49,722)	37
			<b>346</b>	<b>359</b>

**1986**

**Head Coach: Jerry Burns**

<b>Preseason (3-1)</b>				
8/9	W	30	Miami (52,865)	16
8/16	W	29	Denver (53,193)	27
8/22	L	7	at Seattle (57,730)	27
8/30	W	23	at Indianapolis (57,969)	20

**Regular Season (9-7)**

<b>Finish: 2nd in NFC Central</b>				
9/7	L	10	Detroit (54,851)	13
9/14	W	23	at Tampa Bay (34,579)	10
9/21	W	31	Pittsburgh (56,795)	7
9/28	W	42	Green Bay (60,478)	7
10/5	L	0	at Chicago (63,921)	23
10/12	W	27	at San Francisco (58,637) (OT)	24
10/19	W	23	Chicago (62,851)	7
10/26	L	20	Cleveland (59,133)	23
11/2	L	38	at Washington (51,928) (OT)	10
11/9	W	24	at Detroit (53,725)	44
11/16	L	20	N.Y. Giants (62,003)	22
11/23	L	20	at Cincinnati (53,003)	24
11/30	W	45	Tampa Bay (56,235)	13
12/7	W	32	at Green Bay (47,637)	6
12/14	L	10	at Houston (32,738)	23
12/21	W	33	New Orleans (51,209)	17
			<b>398</b>	<b>273</b>

**1987**

**Head Coach: Jerry Burns**

<b>Preseason (2-2)</b>				
8/15	L	17	at New Orleans (52,884)	23
8/22	W	37	Indianapolis (49,304)	13

8/29	L	27	New England (49,339)	38
9/3	W	27	at Denver (74,081)	17

**Regular Season (8-7)**

<b>Finish: 2nd in NFC Central</b>				
9/13	W	34	Detroit (57,061)	19
9/20	W	21	at L.A. Rams (63,367)	16
10/4	L	16	Green Bay (13,911)	23
10/11	L	7	at Chicago (32,113)	27
10/18	L	10	at Tampa Bay (20,850)	20
10/26	W	34	Denver (51,011)	27
11/1	L	17	at Seattle (61,134)	28
11/8	W	31	L.A. Raiders (57,150)	17
11/15	W	23	Tampa Bay (48,605)	20
11/22	W	24	Atlanta (53,866)	13
11/26	W	44	at Dallas (54,229) (OT)	38
12/6	L	24	Chicago (62,331)	30
12/13	L	10	at Green Bay (Milw.) (47,059)	16
12/20	W	17	at Detroit (27,693)	14
12/26	L	24	Washington (59,160) (OT)	27

**336**

**NFC First-Round Playoffs**

(Superdome, New Orleans, LA)				
1/3/88	W	44	New Orleans (68,127)	10

**NFC Divisional Playoffs**

(Candlestick Park, San Francisco, CA)				
1/9/88	W	36	San Francisco (62,547)	24

**NFC Championship Game**

(RFK Stadium, Washington, DC)				
1/17/88	L	10	Washington (55,212)	17

**1988**

**Head Coach: Jerry Burns**

<b>Preseason (3-1)</b>				
8/7	L	20	New Orleans (47,624)	23
8/14	W	28	Chicago at Goteburg, Sweden (33,115)	21
8/21	W	19	at Phoenix Cards (45,429) (OT)	16
8/26	W	24	Miami (51,463)	17

**Regular Season (11-5)**

<b>Finish: 2nd in NFC Central</b>				
9/4	L	10	at Buffalo (76,783)	13
9/11	W	36	New England (55,545)	6
9/18	W	31	at Chicago (63,990)	7
9/25	W	23	Philadelphia (56,012)	21
10/2	L	7	at Miami (59,867)	24
10/9	W	14	at Tampa Bay (55,374)	13
10/16	L	14	Green Bay (59,053)	34
10/23	W	49	at Tampa Bay (48,020)	20
10/30	L	21	at San Francisco (60,738)	24
11/6	W	44	Detroit (55,573)	17
11/13	W	43	at Dallas (57,830)	3
11/20	W	12	Indianapolis Colts (58,342)	3
11/24	W	23	at Detroit (46,379)	0
12/4	W	45	New Orleans (61,215)	3
12/11	L	6	at Green Bay (48,892)	18
12/19	W	28	Chicago (62,067)	27

**406**

**NFC First-Round Playoffs**

(Metrodome, Minneapolis, MN)				
12/26	W	28	L.A. Rams (57,666)	17

**NFC Divisional Playoffs**

(Candlestick Park, San Francisco, CA)				
1/1/89	L	9	San Francisco (61,848)	34

**1989**

**Head Coach: Jerry Burns**

<b>Preseason (3-1)</b>				
8/12	W	23	Kansas City at Memphis (63,528)	13
8/21	W	24	Washington (50,213)	13
8/26	L	14	at L.A. Rams (45,087)	24
9/1	W	17	Cincinnati (49,867)	10

**Regular Season (10-6)**

<b>Finish: NFC Central Champions</b>				
9/10	W	38	Houston (54,015)	7
9/17	L	7	at Chicago (66,475)	38
9/24	L	14	at Pittsburgh (50,744)	27
10/1	W	17	Tampa Bay (54,817)	3
10/8	W	24	Detroit (55,380)	7
10/15	W	26	Green Bay (62,075)	14
10/22	W	20	at Detroit (51,579)	7
10/30	L	14	at N.Y. Giants (76,041)	24
11/5	W	23	L.A. Rams (59,600) (OT)	21
11/12	W	24	at Tampa Bay (56,271)	10
11/19	L	9	at Philadelphia (65,944)	10
11/26	L	19	at Green Bay (Milw.) (55,592)	20
12/3	W	27	Chicago (60,664)	16
12/10	W	43	Atlanta (58,116)	17
12/17	L	17	at Cleveland (70,777) (OT)	21
12/25	W	29	Cincinnati (58,829)	23

**351**

**NFC Divisional Playoffs**

(Candlestick Park, San Francisco, CA)				
1/6/90	L	13	San Francisco (64,585)	41

**1990**

**Head Coach: Jerry Burns**

<b>Preseason (3-1)</b>				
8/11	L	10	New Orleans (48,154)	13
8/19	W	23	at Cleveland (60,989)	20
8/26	W	22	Houston (46,191)	21
8/31	W	20	at Miami (44,689)	17

**Regular Season (6-10)**

<b>Finish: 5th in NFC Central</b>				
9/9	L	21	at Kansas City (68,363)	24
9/16	W	32	New Orleans (56,272)	3
9/23	L	16	at Chicago (65,420)	19
9/30	L	20	Tampa Bay (54,462) (OT)	23
10/7	L	27	Detroit (57,586)	34
10/15	L	24	at Philadelphia (66,296)	32
10/28	L	10	at Green Bay (Milw.) (55,125)	24
11/4	W	27	Denver (57,331)	22
11/11	W	17	at Detroit (68,264)	7
11/18	W	24	at Seattle (59,735)	21
11/25	W	41	Chicago (58,866)	13
12/2	W	23	Green Bay (62,058)	7
12/9	L	15	at N.Y. Giants (76,121)	23
12/16	L	13	at Tampa Bay (47,272)	26
12/22	L	24	L.A. Raiders (53,899)	28
12/30	L	17	San Francisco (51,590)	20

**351**

**1991**

**Head Coach: Jerry Burns**

<b>Preseason (2-2)</b>				
8/3	L	21	at New Orleans (58,953)	24
8/10	W	34	Pittsburgh (44,959)	24
8/17	L	24	at Cincinnati (56,358) (OT)	27
8/23	W	31	Cleveland (45,925)	7

**Regular Season (8-8)**

<b>Finish: 3rd in NFC Central</b>				
9/1	L	6	at Chicago (64,112)	10
9/8	W	20	at Atlanta (50,936)	19
9/15	W	17	San Francisco (59,148)	14
9/22	L	0	at New Orleans (68,591)	26
9/29	L	6	Denver (55,031)	13
10/6	L	20	at Detroit (63,423)	24
10/13	W	34	Phoenix Cards (51,209)	7
10/20	L	23	at New England (45,367) (OT)	26
10/27	W	28	at Phoenix Cards (45,447)	0
11/3	W	28	Tampa Bay (35,737)	13
11/11	L	7	Chicago (59,001)	34
11/17	W	35	at Tampa Bay (57,614)	21
11/24	L	14	Detroit (51,644)	34
12/8	W	26	at Tampa Bay (41,091)	24
12/15	W	20	L.A. Rams (61,518)	14
12/21	L	7	Green Bay (52,860)	27

**301**

**1992**

**Head Coach: Dennis Green**

<b>Preseason (4-0)</b>				
8/8	W	24	Buffalo (36,603)	3
8/15	W	30	Kansas City (38,132)	0
8/24	W	56	at Cleveland (55,775)	3
8/29	W	30	at Washington (55,855)	0

**Regular Season (11-5)**

<b>Finish: NFC Central Champions</b>				
9/6	W	23	at Green Bay (58,617) (OT)	20
9/13	L	17	at Detroit (57,519)	31
9/20	W	26	Tampa Bay (48,113)	7
9/27	W	42	at Cincinnati (53,847)	20
10/4	W	21	Chicago (60,992)	20
10/15	W	31	Detroit (52,816)	14
10/25	L	13	Washington (59,098)	15
11/2	W	38	at Chicago (61,257)	10
11/8	W	35	at Tampa Bay (49,095)	7
11/15	L	13	Houston (56,726)	17
11/22	W	17	Cleveland (53,223)	13
11/29	W	31	at L.A. Rams (54,831)	17
12/6	L	17	at Philadelphia (65,280)	28
12/13	L	17	San Francisco (60,685)	20
12/20	W	6	at Pittsburgh (53,613)	3
12/27	W	27	Green Bay (61,461)	7

**374**

**NFC First-Round Playoffs**

(Metrodome, Minneapolis, MN)				
12/9/92	L	7	Washington (57,353)	24

**1993**

**Head Coach: Dennis Green**

<b>Preseason (4-1)</b>				
8/1	W	13	at Dallas (60,110)	7
8/7	W	20	Buffalo at Berlin, Germany (67,132)6	10
8/14	W	23	Seattle (42,240)	10

KICKOFF  
 EXECUTIVES  
 STAFF  
 COACHES  
 PLAYERS  
 ROOKIES  
 2010 SEASON  
 RECORDS  
 PLAYOFF RECORDS  
 HISTORY  
 EXTRA POINTS

8/21	L	20	at Kansas City (73,080)	27
8/26	W	30	Pittsburgh (41,512)	13
<b>Regular Season (9-7)</b>				
<b>Finish: 2nd in NFC Central</b>				
9/5	L	7	at L.A. Raiders (44,120)	24
9/12	W	10	Chicago (57,921)	7
9/26	W	15	Green Bay (61,746)	13
10/3	L	19	at San Francisco (63,071)	38
10/10	W	15	Tampa Bay (54,215)	0
10/25	W	19	at Chicago (64,677)	12
10/31	L	27	Detroit (53,428)	30
11/7	L	17	Tampa Bay (55,527)	20
11/14	W	26	at Denver (67,329)	23
11/21	L	10	at Tampa Bay (40,848)	23
11/28	L	14	New Orleans (53,030)	17
12/5	W	13	at Detroit (63,216)	0
12/12	L	20	Dallas (63,321)	37
12/19	W	21	at Green Bay (Milw.) (54,773)	17
12/26	W	30	Kansas City (59,236)	10
12/31	W	14	at Washington (42,836)	9

**277** **290**

**NFC First-Round Playoffs**  
(Giants Stadium, East Rutherford, NJ)  
1/9/94 L 10 N.Y. Giants (75,089) 17

**1994**

**Head Coach: Dennis Green**  
**Preseason (3-2)**

7/31	L	9	at Dallas (59,062)	17
8/7	W	17	Kansas City at Tokyo, Japan (49,555)	9
8/13	W	21	New Orleans (46,067)	17
8/20	L	19	at Seattle (45,497)	30
8/26	W	31	Miami (46,933)	16

**Regular Season (10-6)**  
**Finish: NFC Central Champions**

9/4	L	10	at Green Bay (59,487)	16
9/11	W	10	Detroit (57,349)	3
9/18	W	42	at Chicago (61,073)	14
9/25	W	38	Miami (64,035)	35
10/2	L	7	at Arizona Cards (67,950)	17
10/10	W	27	at N.Y. Giants (77,294)	10
10/20	W	13	Green Bay (63,041) (OT)	10
10/30	W	36	at Tampa Bay (42,110)	13
11/6	W	21	New Orleans (67,564)	20
11/13	L	20	at New England (58,382) (OT)	26
11/20	L	21	N.Y. Jets (60,687)	31
11/27	L	17	Tampa Bay (47,259) (OT)	20
12/1	W	33	Chicago (61,483) (OT)	27
12/11	W	21	at Buffalo (66,501)	17
12/17	L	19	at Detroit (73,881)	41
12/26	W	21	San Francisco (63,326)	14

**356** **314**

**NFC First-Round Playoffs**  
(Metrodome, Minneapolis, MN)  
1/1/95 L 18 Chicago (60,347) 35

**1995**

**Head Coach: Dennis Green**  
**Preseason (2-2)**

8/7	W	23	at San Diego (47,934)	19
8/12	L	14	at New England (56,241)	21
8/18	W	20	Oakland (45,306)	17
8/26	L	13	Kansas City (39,349)	17

**Regular Season (8-8)**  
**Finish: 4th in NFC Central**

9/3	L	14	at Chicago (63,036)	31
9/10	W	20	Detroit (52,234)	7
9/17	L	7	Dallas (60,088) (OT)	23
9/24	W	44	at Pittsburgh (57,853)	24
10/8	W	23	Houston (56,430) (OT)	17
10/15	L	17	at Tampa Bay (55,703) (OT)	20
10/22	L	21	at Green Bay (60,332)	38
10/30	L	6	Chicago (61,238)	14
11/5	W	27	Green Bay (62,839)	24
11/12	W	30	at Arizona Cards (51,342) (OT)	24
11/19	W	43	New Orleans (58,108)	24
11/23	L	38	at Detroit (74,559)	44
12/3	W	31	Tampa Bay (52,879)	17
12/9	W	27	Cleveland (47,984)	14
12/18	L	30	at San Francisco (64,975)	37
12/24	L	24	at Cincinnati (34,568)	27

**412** **385**

**1996**

**Head Coach: Dennis Green**  
**Preseason (1-3)**

8/3	W	23	San Diego (34,367) (OT)	20
8/8	L	12	Buffalo (36,297)	35
8/19	L	17	at Miami (55,598)	24
8/23	L	13	at New Orleans (35,728)	16

**Regular Season (9-7)**  
**Finish: Second in NFC Central**

9/1	W	17	Detroit (52,972)	13
9/8	W	23	at Atlanta (42,688)	17
9/15	W	20	at Chicago (61,301)	14
9/22	W	30	Green Bay (64,168)	21
9/29	L	10	at N.Y. Giants (70,970)	15
10/6	W	14	Carolina (60,894)	4
10/13	L	13	at Tampa Bay (52,175)	12
10/28	L	13	Chicago (60,774)	12
11/3	L	6	Kansas City (59,552)	21
11/10	L	23	at Seattle (50,794)	42
11/17	W	16	at Oakland (41,183) (OT)	13
11/24	L	17	Denver (59,142)	21
12/1	W	41	Arizona (45,767)	17
12/8	W	24	at Detroit (46,043)	22
12/15	W	21	Tampa Bay (49,302)	10
12/22	L	10	at Green Bay (59,306)	38

**298** **315**

**NFC First-Round Playoffs**  
(Texas Stadium, Irving, TX)  
12/28 L 15 Dallas (64,682) 40

**1997**

**Head Coach: Dennis Green**  
**Preseason (3-2)**

7/26	W	28	Seattle at Canton (23,846)	26
8/2	W	26	St. Louis Rams (36,971)	6
8/8	L	3	at Buffalo (32,559)	19
8/16	L	13	at Cincinnati (44,316)	37
8/22	W	28	San Diego (44,300)	22

**Regular Season (9-7)**  
**Finish: 4th in NFC Central**

8/31	W	37	at Buffalo (79,139)	13
9/7	W	24	at Chicago (59,263)	24
9/14	L	14	Tampa Bay (63,697)	28
9/21	L	32	at Green Bay (60,115)	38
9/28	W	28	Philadelphia (55,149)	19
10/5	W	20	at Arizona (45,550)	19
10/12	W	21	Carolina (62,625)	14
10/26	W	10	at Tampa Bay (66,815)	6
11/2	W	23	New England (62,917)	18
11/9	W	29	Chicago (63,443)	22
11/16	L	15	at Detroit (68,910)	23
11/23	L	21	at N.Y. Jets (77,716)	38
12/1	L	11	Green Bay (64,001)	27
12/7	L	17	at San Francisco (55,761)	28
12/14	L	13	Detroit (60,982)	14
12/21	W	39	Indianapolis (54,107)	28

**354** **359**

**NFC First-Round Playoffs**  
(Giants Stadium, East Rutherford, NJ)  
12/27 W 23 N.Y. Giants (77,710) 22

**NFC Divisional Playoffs**  
(3COM Park, San Francisco, CA)  
1/3/98 L 22 San Francisco (65,018) 38

**1998**

**Head Coach: Dennis Green**  
**Preseason (4-0)**

8/9	W	28	at New England (54,111)	0
8/15	W	34	Kansas City (60,995)	0
8/22	W	25	at Carolina (64,569) (OT)	22
8/28	W	42	San Diego (62,127)	28

**Regular Season (15-1)**  
**Finish: NFC Central Champions**

9/6	W	31	Tampa Bay (62,538)	7
9/13	W	38	at St. Louis Rams (56,234)	31
9/20	W	29	Detroit (63,107)	6
9/27	W	31	at Chicago (57,783)	28
10/5	W	37	at Green Bay (59,849)	24
10/18	W	41	Washington (64,004)	7
10/25	W	34	at Detroit (77,885)	13
11/1	L	24	at Tampa Bay (64,979)	27
11/8	W	31	New Orleans (63,779)	24
11/15	W	24	Cincinnati (64,232)	3
11/22	W	28	Green Bay (64,471)	14
11/26	W	46	at Dallas (64,366)	36
12/6	W	48	Chicago (64,247)	22
12/13	W	38	at Baltimore Ravens (69,074)	28
12/20	W	50	Jacksonville (64,363)	10
12/26	W	26	at Tennessee (41,121)	16

**556** **296**

**NFC Divisional Playoffs**  
(Metrodome, Minneapolis, MN)  
10/1/99 W 41 Arizona (63,760) 21

**NFC Championship Game**  
(Metrodome, Minneapolis, MN)  
1/17/99 L 27 Atlanta (64,060) (OT) 30

**1999**

**Head Coach: Dennis Green**  
**Preseason (2-2)**

8/13	L	21	N.Y. Giants (63,434)	36
8/21	W	24	at Cleveland (71,398)	17
8/26	W	17	Philadelphia (63,387)	13
9/3	L	17	at N.Y. Jets (76,782)	38

**Regular Season (10-6)**  
**Finish: 2nd in NFC Central**

9/12	W	17	at Atlanta (69,555)	14
9/19	L	17	Oakland (64,080)	22
9/26	L	20	at Green Bay (59,868)	23
10/3	W	21	Tampa Bay (64,106)	14
10/10	L	22	Chicago (64,107)	24
10/17	L	23	at Detroit (76,516)	25
10/24	W	40	San Francisco (64,109)	16
10/31	W	23	at Denver (75,021)	20
11/8	W	27	Dallas (64,111)	17
11/14	W	27	at Chicago (66,944) (OT)	24
11/28	W	35	San Diego (64,232)	27
12/6	L	17	at Tampa Bay (65,741)	24
12/12	L	28	at Kansas City (78,932)	31
12/20	W	24	Green Bay (64,203)	20
12/26	W	34	at N.Y. Giants (78,095)	17
1/2/00	W	24	Detroit (64,103)	17

**399** **335**

**NFC First-Round Playoffs**  
(Metrodome, Minneapolis, MN)  
1/9/00 W 27 Dallas (64,056) 10

**NFC Divisional Playoffs**  
(TWA Dome, St. Louis, MO)  
1/16/00 L 37 St. Louis Rams (66,194) 49

**2000**

**Head Coach: Dennis Green**  
**Preseason (1-3)**

8/5	L	7	New Orleans (63,445)	25
8/12	L	24	at San Diego (43,805)	31
8/18	W	35	Arizona Cards (63,567)	17
8/24	L	30	at Indianapolis (55,337)	32

**Regular Season (11-5)**  
**Finish: NFC Central Champions**

9/3	W	30	Chicago (64,104)	27
9/10	W	13	Miami (64,112)	7
9/17	W	21	at New England (60,292)	13
10/1	W	31	at Detroit (76,438)	24
10/9	W	30	Tampa Bay (64,162)	23
10/15	W	28	at Chicago (66,944)	16
10/22	W	31	Buffalo (64,116)	27
10/29	L	13	at Tampa Bay (65,589)	41
11/6	L	20	at Green Bay (59,854) (OT)	26
11/12	W	31	Arizona (64,223)	14
11/19	W	31	Carolina (64,208)	17
11/23	W	27	at Dallas (63,878)	15
11/30	W	24	Detroit (64,214)	17
12/10	L	29	at St. Louis Rams (66,273)	40
12/17	L	28	Green Bay (64,183)	33
12/24	L	10	at Indianapolis Colts (56,672)	31

**397** **371**

**NFC Divisional Playoffs**  
(Metrodome, Minneapolis, MN)  
1/6/01 W 34 New Orleans (63,881) 16

**NFC Championship**  
(Giants Stadium, East Rutherford, NJ)  
1/14/01 L 0 NY Giants (79,310) 41

**2001**

**Head Coach: Dennis Green (first 15 games), Mike Tice (final game)**  
**Preseason (4-0)**

8/11	W	28	New Orleans (46,752) at San Antonio, TX	21
8/16	W	24	Pittsburgh (63,790)	10
8/24	W	28	Indianapolis (63,804)	21
8/31	W	20	at Miami (60,136)	7

**Regular Season (5-11)**  
**Finish: 4th in NFC Central**

9/9	L	13	Carolina (64,108)	24
9/23	L	10	at Chicago (66,944)	17
9/30	W	20	Tampa Bay (64,105)	16
10/7	L	15	at New Orleans (70,020)	28
10/14	W	31	Detroit (66,048)	26
10/21	W	35	Green Bay (64,165)	13
10/28	L	14	at Tampa Bay (65,558)	41
11/11	L	17	at Philadelphia (65,638)	48
11/19	W	28	N.Y. Giants (64,283)	16
11/25	L	6	Chicago (64,214)	13
12/2	L	16	at Pittsburgh (62,661)	21
12/9	W	42	Tennessee (64,771)	24
12/16	L	24	at Detroit (72,190)	27
12/23	L	3	Jacksonville (64,150)	33



12/30	L	13	at Green Bay (59,870)	24
1/7/02	L	3	at Baltimore (69,465)	19
<b>290</b>				<b>390</b>

**2002**

**Head Coach: Mike Tice**  
**Preseason (2-2)**

8/10	L	15	Cleveland (63,532)	27
8/16	W	24	at Buffalo (46,027)	21
8/23	W	14	Tennessee (63,845)	10
8/29	L	14	at Pittsburgh (57,062)	17

**Regular Season (6-10)**

<b>Finish: 2nd in NFC North</b>				
9/8	L	23	at Chicago (63,226) (Champaign, IL)	27
9/15	L	39	Buffalo (64,047) (OT)	45
9/22	L	14	Carolina (63,945)	3
9/29	L	23	at Seattle (65,212)	48
10/3	W	23	at Detroit (64,013)	24
10/20	L	7	at N.Y. Giants (78,516)	20
10/27	W	25	Chicago (64,122)	7
11/3	L	24	at Tampa Bay (65,667)	38
11/10	L	20	N.Y. Giants (64,005)	27
11/17	W	31	Green Bay (64,153)	21
11/24	L	17	at New England (68,436)	24
12/1	L	24	Atlanta (63,947) (OT)	30
12/8	L	22	at Green Bay (64,070)	26
12/15	W	32	at New Orleans (67,851)	31
12/21	W	20	Miami (64,285)	17
12/29	W	38	at Detroit (60,233)	36
<b>390</b>				<b>442</b>

**2003**

**Head Coach: Mike Tice**  
**Preseason (1-3)**

8/9	L	14	Jacksonville (63,370)	16
8/16	L	16	at Kansas City (75,634)	26
8/22	W	21	at Oakland (37,411)	6
8/28	L	27	Arizona (63,473)	31

**Regular Season (9-7)**

<b>Finish: 2nd in NFC North</b>				
9/7	W	30	at Green Bay (70,505)	25
9/14	W	24	Chicago (64,144)	13
9/21	W	23	at Detroit (60,865)	13
9/28	W	35	San Francisco (64,111)	7
10/5	W	39	at Atlanta (70,427)	26
10/19	W	28	Denver (64,381)	20
10/26	L	17	N.Y. Giants (64,114)	29
11/2	L	27	Green Bay (64,482)	23
11/9	L	28	at San Diego (64,738)	28
11/16	L	18	at Oakland (56,653)	42
11/23	W	24	Detroit (63,946)	14
11/30	L	17	at St. Louis (66,134)	48
12/7	W	34	Seattle (63,968)	7
12/14	L	10	at Chicago (61,804)	13
12/20	W	45	Kansas City (64,291)	20
12/28	L	17	at Arizona (52,734)	18
<b>416</b>				<b>353</b>

**2004**

**Head Coach: Mike Tice**  
**Preseason (2-2)**

8/14	W	23	Arizona (63,658)	6
8/16	L	24	at Atlanta (70,623)	27
8/22	W	23	San Francisco (63,960)	10
8/28	L	21	at Seattle (50,198)	23

**Regular Season (8-8)**

<b>Finish: 2nd in NFC North</b>				
9/12	W	35	Dallas (64,105)	17
9/20	L	16	at Philadelphia (67,676)	27
9/26	W	27	Chicago (64,163)	22
10/10	W	34	at Houston (70,718) (OT)	28
10/17	W	38	at New Orleans (64,900)	31
10/24	W	20	Tennessee (64,108)	3
10/31	L	13	N.Y. Giants (64,012)	3
11/8	L	28	at Indianapolis (57,307)	31
11/14	L	31	at Green Bay (70,671)	34
11/21	W	22	Detroit (64,155)	19
11/28	W	27	Jacksonville (64,004)	16
12/5	L	14	at Chicago (62,051)	24
12/12	L	23	Seattle (64,110)	27
12/19	W	28	at Detroit (62,337)	27
12/24	L	31	Green Bay (64,311)	34
1/2/05	L	18	at Washington (76,876)	21
<b>405</b>				<b>395</b>

**NFC First-Round Playoffs**

(Lambeau Field, Green Bay, WI)				
1/9/05	W	31	Green Bay (71,705)	17

**NFC Divisional Playoffs**

(Lincoln Financial Field, Philadelphia, PA)				
1/16/05	L	14	Philadelphia (67,722)	27

**2005**

**Head Coach: Mike Tice**  
**Preseason (3-1)**

8/14	W	27	Kansas City (63,621)	16
8/16	L	21	at N.Y. Jets (76,441)	28
8/22	W	19	San Diego (64,172)	16
8/28	W	23	at Seattle (63,746)	21

**Regular Season (9-7)**

<b>Finish: 2nd in NFC North</b>				
9/11	L	13	Tampa Bay (63,939)	24
9/18	L	8	at Cincinnati (65,763)	37
9/25	W	33	New Orleans (63,952)	16
10/2	L	10	at Atlanta (69,552)	30
10/16	L	3	at Chicago (62,147)	28
10/23	W	23	Green Bay (64,278)	20
10/30	L	13	at Carolina (73,502)	38
11/6	W	27	Detroit (63,813)	14
11/13	W	24	at N.Y. Giants (78,637)	21
11/21	W	20	at Green Bay (70,610)	17
11/27	W	24	Cleveland (63,814)	12
12/4	W	21	at Detroit (61,375)	16
12/11	W	27	St. Louis (64,005)	13
12/18	L	3	Pittsburgh (64,136)	18
12/25	L	23	at Baltimore (70,246)	30
1/1/06	W	34	Chicago (64,023)	14
<b>306</b>				<b>344</b>

**2006**

**Head Coach: Brad Childress**  
**Preseason (2-1-1)**

8/14	L	13	Oakland (63,278)	16
8/19	W	17	at Pittsburgh (57,813)	10
8/25	W	30	Baltimore (63,257)	7
8/31	T	10	at Dallas (60,299)	10

**Regular Season (6-10)**

<b>Finish: 3rd in NFC North</b>				
9/11	W	19	at Washington (90,608)	16
9/17	W	16	Carolina (63,623) (OT)	13
9/24	L	16	Chicago (63,754)	19
10/1	L	12	at Buffalo (71,972)	17
10/8	W	26	Detroit (63,906)	13
10/22	W	31	at Seattle (63,118)	13
10/30	L	7	New England (63,819)	31
11/5	L	3	at San Francisco (68,088)	9
11/12	L	17	Green Bay (63,924)	23
11/19	L	20	at Miami (73,070)	24
11/26	W	31	Arizona (63,483)	23
12/3	L	13	at Chicago (62,221)	26
12/10	W	30	at Detroit (60,861)	20
12/17	L	13	N.Y. Jets (63,677)	26
12/21	L	7	at Green Bay (70,864)	9
12/31	L	21	St. Louis (63,557)	41
<b>282</b>				<b>327</b>

**2007**

**Head Coach: Brad Childress**  
**Preseason (2-2)**

8/10	L	10	St. Louis (62,666)	13
8/17	W	37	at N.Y. Jets (75,851)	20
8/25	L	13	at Seattle (66,723)	30
8/30	W	23	Dallas (62,938)	14

**Regular Season (8-8)**

<b>Finish: 2nd in NFC North</b>				
9/9	W	24	Atlanta (62,815)	3
9/16	L	17	at Detroit (61,771) (OT)	20
9/23	L	10	at Kansas City (78,038)	13
9/30	L	16	Green Bay (63,779)	23
10/14	W	34	at Chicago (62,174)	31
10/21	L	14	at Dallas (63,432)	23
10/28	L	16	Philadelphia (63,019)	24
11/4	W	35	San Diego (63,043)	34
11/11	L	0	at Green Bay (70,945)	34
11/18	W	29	Oakland (62,960)	22
11/25	W	41	at N.Y. Giants (78,591)	17
12/2	W	42	Detroit (62,396)	10
12/9	W	27	at San Francisco (68,050)	7
12/17	W	20	Chicago (63,800)	13
12/23	L	21	Washington (63,634)	32
12/30	L	19	at Denver (76,084) (OT)	22
<b>365</b>				<b>311</b>

**2008**

**Head Coach: Brad Childress**  
**Preseason (1-3)**

8/9	L	17	Seattle (62,545)	34
8/16	W	23	at Baltimore (70,585)	15
8/23	L	10	Pittsburgh (62,625)	12
8/28	L	10	at Dallas (60,246)	16

**Regular Season (10-6)**

<b>Finish: NFC North Champions</b>				
9/8	L	19	at Green Bay (71,004)	24
9/14	L	15	Indianapolis (63,585)	18
9/21	W	20	Carolina (62,628)	10
9/28	L	17	at Tennessee (69,143)	30
10/6	W	30	at New Orleans (70,015)	27
10/12	W	12	Detroit (62,867)	10
10/19	L	41	at Chicago (62,235)	48
11/2	W	28	Houston (62,839)	21
11/9	W	28	Green Bay (63,845)	27
11/16	L	13	at Tampa Bay (65,278)	19
11/23	W	30	at Jacksonville (65,064)	12
11/30	W	34	Chicago (63,722)	20
12/7	W	20	at Detroit (50,444)	16
12/14	W	35	at Arizona (64,487)	14
12/21	L	17	Atlanta (62,859)	24
12/28	W	20	N.Y. Giants (63,761)	19
<b>379</b>				<b>333</b>

**NFC First-Round Playoffs**

(Metrodome, Minneapolis, MN)				
1/4/09	L	14	Philadelphia (61,746)	26

**2009**

**Head Coach: Brad Childress**  
**Preseason (3-1)**

8/14	W	13	at Indianapolis (65,484)	3
8/21	W	17	Kansas City (62,782)	13
8/31	W	17	at Houston (70,191)	10
9/4	L	31	Dallas (62,334)	35

**Regular Season (12-4)**

<b>Finish: NFC North Champions</b>				
9/13	W	34	at Cleveland (70,560)	20
9/20	W	27	at Detroit (56,269)	13
9/27	W	27	San Francisco (63,398)	24
10/5	W	30	Green Bay (63,846)	23
10/11	W	38	at St. Louis (60,165)	10
10/18	W	33	Baltimore (63,689)	31
10/25	L	17	at Pittsburgh (65,597)	27
11/1	W	38	at Green Bay (71,213)	26
11/15	W	27	Detroit (63,854)	10
11/22	W	35	Seattle (63,854)	9
11/29	W	36	Chicago (63,854)	10
12/6	L	17	at Arizona (64,121)	30
12/13	W	30	Cincinnati (63,854)	10
12/20	L	7	at Carolina (73,515)	26
12/28	L	30	at Chicago (62,479) (OT)	36
1/3/10	W	44	N.Y. Giants (63,854)	7
<b>470</b>				<b>312</b>

**NFC Divisional Playoffs**

(Metrodome, Minneapolis, MN)				
1/17/10	W	34	Dallas (63,547)	3

**NFC Championship**

(Superdome, New Orleans, LA)				
1/24/10	L	28	New Orleans (71,276) (OT)	31

**2010**

**Head Coach: Brad Childress (first 10 games), Leslie Frazier (final 6 games)**  
**Preseason (3-1)**

8/14	W	28	at St. Louis (40,801)	7
8/22	L	10	at San Francisco (69,732)	15
8/28	W	24	Seattle (63,550)	13
9/2	W	31	at Miami (63,282)	24

**Regular Season (6-10)**

<b>Finish: 4th in NFC North</b>				
9/9	L	9	at New Orleans (70,051)	14
9/19	L	10	Miami (63,846)	14
9/26	W	24	Detroit (63,377)	10
10/11	L	20	at N.Y. Jets (77,909)	29
10/17	W	24	Dallas (64,120)	21
10/24	L	24	at Green Bay (71,107)	28
10/31	L	18	at New England (68,756)	28
11/7	W	27	Arizona (64,120) (OT)	24
11/14	L	13	at Chicago (62,206)	27
11/21	L	3	Green Bay (64,120)	31
11/28	W	17	at Washington (83,602)	13
12/5	W	38	Buffalo (64,012)	14
12/13	L	3	N.Y. Giants (45,910)†	21
12/20	L	14	Chicago (45,504)*	40
12/28	W	24	at Philadelphia (69,144)*	14
1/2/11	L	13	at Detroit (57,013)	20
<b>281</b>				<b>348</b>

† Played at Ford Field, Detroit

\* Played at TCF Bank Stadium, Univ. of MN

\* Delayed from 12/26 by blizzard

# VIKINGS ALL-TIME RECORD

	Won	Lost	Tied	Pct.	Games		Won	Lost	Tied	Pct.	Games
Pre-Season (1961-2010)	136	88	3	.606	227	NFC Regular and Post-Season	356	283	9	.556	648
Regular Season (1961-2010)	413	336	9	.551	758	AFC Regular and Post-Season	76	79	0	.490	155
Post-Season (1961-2010)	19	26	0	.422	45	All Regular and Post-Season	432	362	9	.544	803
All Games (1961-2010)	568	450	12	.557	1,030*						
NFC Regular Season	337	261	9	.563	607						
AFC Regular Season	76	75	0	.503	151						

\*Vikings faced Dallas in Playoff Bowl on 1/5/69, a post-season exhibition game after being eliminated from playoffs. The game does not count in all-time post-season record and statistics from the game do not count. Total is 1,031 with Playoff Bowl.

## VIKINGS VS. NFC CENTRAL SERIES VS. NFC NORTH

\*\*1970-2001 Tampa Bay was not in NFC Central in 1976 and moved to NFC South for the 2002 season

Playoff Appearances (Since 1961)		Division Titles		Team		NFC North	
					Total Games	All-Time Series	Titles
23- Minnesota Vikings	17- Minnesota Vikings			Chicago Bears	100	52-46-2	2
12- Chicago Bears	8- Chicago Bears			Detroit Lions	99	66-31-2	0
12- Green Bay Packers	5- Green Bay Packers			Green Bay Packers	100	48-51-1	4
7- Detroit Lions	5- Detroit Lions			Minnesota Vikings	-	-	2
6- Tampa Bay Buccaneers	3- Tampa Bay Buccaneers						

## VIKINGS ALL-TIME RECORDS BY MONTH (REGULAR & POST SEASON)

	Total Games	August W-L-T	September W-L-T	October W-L-T	November W-L-T	December W-L-T	January W-L-T	Totals
Arizona	23	0-0-0	0-0-0	4-6-0	5-2-0	3-2-0	1-0-0	13-10-0
Atlanta	26	0-0-0	7-0-0	2-2-0	3-2-0	3-5-0	1-1-0	16-10-0
Baltimore	4	0-0-0	0-0-0	1-0-0	0-0-0	1-1-0	0-1-0	2-2-0
Buffalo	12	1-0-0	1-3-0	2-1-0	0-0-0	4-0-0	0-0-0	8-4-0
Carolina	9	0-0-0	2-2-0	2-1-0	1-0-0	0-1-0	0-0-0	5-4-0
Chicago	100	0-0-0	14-13-0	16-16-0	11-6-0	10-10-2	1-1-0	52-46-2
Cincinnati	11	0-0-0	1-1-0	0-1-0	2-1-0	3-2-0	0-0-0	6-5-0
Cleveland	14	0-0-0	3-0-0	1-1-0	4-1-0	2-1-0	1-0-0	11-3-0
Dallas	28	0-0-0	1-4-0	4-5-0	5-0-0	1-4-0	3-1-0	14-14-0
Denver	12	0-0-0	1-1-0	4-0-0	2-3-0	0-1-0	0-0-0	7-5-0
Detroit	99	0-0-0	16-5-0	14-8-0	21-7-2	14-10-0	1-1-0	66-31-2
Green Bay	100	0-0-0	10-6-0	14-12-0	15-19-1	8-14-0	1-0-0	48-51-1
Houston	2	0-0-0	0-0-0	1-0-0	1-0-0	0-0-0	0-0-0	2-0-0
Indianapolis	23	0-0-0	2-4-0	1-2-1	2-5-0	2-4-0	0-0-0	7-15-1
Jacksonville	4	0-0-0	0-0-0	0-0-0	2-0-0	1-1-0	0-0-0	3-1-0
Kansas City	10	0-0-0	1-2-0	0-0-0	0-1-0	3-2-0	0-1-0	4-6-0
Miami	11	0-0-0	2-2-0	0-2-0	0-1-0	2-1-0	0-1-0	4-7-0
New England	11	0-0-0	2-0-0	0-4-0	1-2-0	1-1-0	0-0-0	4-7-0
New Orleans	29	0-0-0	4-3-0	2-2-0	8-3-0	4-0-0	2-1-0	20-9-0
New York Giants	25	0-0-0	0-2-0	4-3-0	3-3-0	5-2-0	1-2-0	13-12-0
New York Jets	9	0-0-0	0-0-0	1-3-0	0-3-0	0-2-0	0-0-0	1-8-0
Oakland	13	0-0-0	1-3-0	0-1-0	3-1-0	0-3-0	0-1-0	4-9-0
Philadelphia	24	0-0-0	2-3-0	5-2-0	0-2-0	5-2-0	0-3-0	12-12-0
Pittsburgh	16	0-0-0	2-1-0	2-2-0	3-2-0	1-2-0	0-1-0	8-8-0
San Diego	10	0-0-0	0-1-0	2-0-0	3-3-0	0-1-0	0-0-0	5-5-0
San Francisco	44	0-0-0	7-3-1	6-3-0	2-5-0	5-8-0	1-3-0	21-22-1
St. Louis	41	0-0-0	2-2-1	6-4-0	6-4-1	9-5-0	0-1-0	23-16-2
Seattle	11	0-0-0	0-2-0	1-1-0	3-2-0	1-1-0	0-0-0	5-6-0
Tampa Bay	51	0-0-0	8-5-0	9-7-0	9-6-0	5-2-0	0-0-0	31-20-0
Tennessee	11	0-0-0	1-1-0	4-0-0	0-1-0	2-2-0	0-0-0	7-4-0
Washington	20	0-0-0	1-1-0	1-1-0	4-3-0	3-2-0	0-4-0	9-11-0
<b>Totals</b>	<b>803</b>	<b>1-0-0</b>	<b>91-70-2</b>	<b>109-90-1</b>	<b>120-87-4</b>	<b>98-92-2</b>	<b>12-23-0</b>	<b>432-362-9</b>

## VIKINGS OVERTIME GAMES

OVERTIME RECORD		10/20/91		12/30/07	
<b>Won 18, Lost 19, Tied 2</b>		L 23 at New England		L 19 at Denver	
<b>(H: 9-8-1, A: 9-11-1)</b>		W 23 at Green Bay		L 30 at Chicago	
9/19/76	T 10 L.A. Rams	10/20/94	W 13 Green Bay	10/24/10	L 28 *at New Orleans
9/18/77	L 10 Dallas	11/13/94	L 20 at New England	11/7/10	W 27 Arizona
10/16/77	W 22 Chicago	11/27/94	L 17 Tampa Bay	*NFC Championship game	
9/11/78	W 12 Denver	12/1/94	W 33 Chicago		
11/26/78	T 10 at Green Bay	9/17/95	L 17 Dallas		
9/23/79	W 27 Green Bay	10/8/95	W 23 Houston Oilers		
12/2/79	L 21 at L.A. Rams	10/15/95	L 17 at Tampa Bay		
9/18/83	W 19 at Tampa Bay	11/12/95	W 30 at Arizona		
10/23/83	W 20 at Green Bay	11/17/96	W 16 at Oakland		
10/12/86	W 27 at San Francisco	1/17/99	L 27 *Atlanta		
11/2/86	L 38 at Washington	11/14/99	W 27 at Chicago		
11/26/87	W 44 at Dallas	11/6/00	L 20 at Green Bay		
12/26/87	L 24 Washington	9/15/02	L 39 Buffalo		
11/5/89	W 23 L.A. Rams	12/1/02	L 24 Atlanta		
12/17/89	L 17 at Cleveland	10/10/04	W 34 at Houston		
9/30/90	L 20 Tampa Bay	9/17/06	W 16 Carolina		
		9/16/07	L 17 at Detroit		



# VIKINGS PRIME TIME/THANKSGIVING RECORD

## MONDAY NIGHT RECORD

### Won 26, Lost 28

(H: 15-9, A: 11-19)

10/26/70	W	13	L.A. Rams	3
9/20/71	W	16	at Detroit	13
10/25/71	W	10	Baltimore	3
9/18/72	L	21	Washington	24
10/23/72	L	10	at Chicago	13
11/19/73	L	14	at Atlanta	20
11/11/74	W	28	at St. Louis	24
10/27/75	W	13	at Chicago	9
10/4/76	W	17	Pittsburgh	6
11/29/76	L	16	at San Francisco	20
10/24/77	L	3	at L.A. Rams	35
9/11/78	W	12	Denver (OT)	9
9/25/78	W	24	at Chicago	20
10/15/79	L	7	at N.Y. Jets	14
9/14/81	L	10	Oakland	36
11/2/81	L	17	at Denver	19
11/23/81	L	30	at Atlanta	31
1/3/83	W	31	Dallas	27
12/5/83	L	2	at Detroit	13
10/26/87	W	34	Denver	27
12/19/88	W	28	Chicago	27
10/30/89	L	14	at N.Y. Giants	24
12/25/89	W	29	Cincinnati	21
10/15/90	L	24	at Philadelphia	32
11/11/91	L	17	Chicago	34
11/2/92	W	38	at Chicago	10
10/25/93	W	19	at Chicago	12
10/10/94	W	27	at N.Y. Giants	10
12/26/94	W	21	San Francisco	14
10/30/95	L	6	Chicago	14
12/18/95	L	30	at San Francisco	37
10/28/96	L	13	Chicago	15
12/1/97	L	11	Green Bay	27
10/5/98	W	37	at Green Bay	24
11/8/99	W	27	Dallas	17
12/6/99	L	27	Tampa Bay	24
12/20/99	W	24	Green Bay	20
10/9/00	W	30	Tampa Bay	23
11/6/00	L	20	at Green Bay (OT)	26
11/19/01	W	28	N.Y. Giants	16
1/7/02	L	3	at Baltimore	19
9/20/04	L	16	at Philadelphia	27
11/8/04	L	28	at Indianapolis	31
11/21/05	W	20	at Green Bay	17
9/11/06	W	16	at Washington	13
10/30/06	L	7	New England	31

## VIKINGS MONDAY NIGHT BESTS

### RUSHING ATTEMPTS

31	.....	Chester Taylor	.....	at Wash.	9/11/06
29	.....	Ted Brown	.....	vs. Dallas	1/3/83
27	.....	Chuck Foreman	.....	vs. Pitt.	10/4/76

### RUSHING YARDS

148	.....	Chuck Foreman	.....	vs. Pitt.	10/4/76
122	.....	Robert Smith	.....	at G.B.	11/6/00
122	.....	Mewelde Moore	.....	at G.B.	11/21/05

### RUSHING TDs

3	.....	D.J. Dozier	.....	vs. Denv.	10/26/87
2	.....	Chuck Foreman	.....	vs. Pitt.	10/4/76
2	.....	Adrian Peterson	.....	at Chi.	12/28/09
2	.....	Adrian Peterson	.....	vs. Chi.	12/17/07

### LONG RUNS

72	.....	Darrin Nelson	.....	vs. Denv.	10/26/87
34	.....	Adrian Peterson	.....	at G.B.	9/8/08
30	.....	Adrian Peterson	.....	at NY Jets	10/11/10

### PASSING ATTEMPTS

48	.....	Tommy Kramer	.....	at NY Jets	10/15/79
47	.....	Tommy Kramer	.....	at Atl.	11/23/81
47	.....	Daunte Culpepper	.....	at Phil.	9/20/04

12/17/07	W	20	Chicago	13
9/8/08	L	19	at Green Bay	24
10/6/08	W	30	at New Orleans	27
10/5/09	W	30	Green Bay	23
12/28/09	L	30	at Chicago (OT)	36
10/11/10	L	20	at N.Y. Jets	29
12/13/10	L	3	N.Y. Giants*	21
12/20/10	L	14	Chicago#	40

\*Game played at Ford Field in Detroit (originally scheduled for 12/12/10, moved due to weather-related Metrodome collapse)  
#Game played at TCF Bank Stadium, U of M

## TUESDAY NIGHT RECORD

### Won 1, Lost 0

(H: 0-0, A: 1-0)

12/28/10	W	24	at Philadelphia	14
----------	---	----	-----------------	----

## THURSDAY NIGHT RECORD

### Won 5, Lost 6

(H: 4-3, A: 1-3)

10/26/78	W	21	at Dallas	10
9/16/82	L	22	at Buffalo	23
9/8/83	L	17	San Francisco	48
11/29/84	L	17	Washington	31
9/19/85	L	24	Chicago	33
10/15/92	W	31	Detroit	14
10/20/94	W	13	Green Bay (OT)	10
12/1/94	W	33	Chicago (OT)	27
11/30/00	W	24	Detroit	17
12/21/06	L	7	at Green Bay	9
9/9/10	L	9	at New Orleans	14

## FRIDAY DAY/NIGHT RECORD

### Won 1, Lost 2

(H: 0-1, A: 1-1)

9/22/67	L	3	at L.A. Rams	39
12/31/93	W	14	at Washington	9
12/24/04	L	31	Green Bay	34

## SATURDAY NIGHT RECORD

### Won 3, Lost 1

(H: 2-0, A: 1-1)

10/9/65	W	40	N.Y. Giants	14
9/14/68	W	47	Atlanta	7
12/17/77	W	30	at Detroit	21
9/5/81	L	13	at Tampa Bay	21

## PASSING COMPLETIONS

37	.....	Daunte Culpepper	.....	at Phil.	9/20/04
28	.....	Tommy Kramer	.....	at NY Jets	10/15/79

## PASSING YARDS

442	.....	Randall Cunningham	.....	at G.B.	10/5/98
343	.....	Daunte Culpepper	.....	at Phil.	9/20/04
330	.....	Tommy Kramer	.....	at Atl.	11/23/81

## PASSING TDs

4	.....	Tommy Kramer	.....	at Atl.	11/23/81
4	.....	Randall Cunningham	.....	at G.B.	10/5/98
4	.....	Daunte Culpepper	.....	vs. NY Giants	11/19/01

## RECEPTIONS

12	.....	Cris Carter	.....	at San Fran.	12/18/95
11	.....	Jake Reed	.....	vs. Chi.	10/28/96
10	.....	Randy Moss	.....	vs. NY Giants	11/19/01
10	.....	Cris Carter	.....	vs. NY Giants	11/19/01

## RECEIVING YARDS

190	.....	Randy Moss	.....	at G.B.	10/5/98
171	.....	Randy Moss	.....	vs. NY Giants	11/19/01
153	.....	Jake Reed	.....	vs. Chi.	10/28/96

## RECEIVING TDs

3	.....	Randy Moss	.....	vs. NY Giants	11/19/01
---	-------	------------	-------	---------------	----------

## SUNDAY NIGHT RECORD

### Won 15, Lost 15

(H: 9-7, A: 6-8)

12/6/87	L	24	Chicago	30
11/13/88	W	43	at Dallas	3
12/3/89	W	27	Chicago	16
11/4/90	W	27	Denver	7
12/2/90	W	23	Green Bay	22
9/29/91	L	6	Denver	13
12/8/91	W	26	at Tampa Bay	24
10/31/93	L	27	Detroit	30
11/21/93	L	10	at Tampa Bay	23
12/26/93	W	30	Kansas City	10
9/17/95	L	17	Dallas (OT)	23
11/17/96	W	16	at Oakland (OT)	13
12/8/96	W	24	at Detroit	22
9/28/97	W	28	Philadelphia	19
12/6/98	W	48	Chicago	22
12/20/98	W	50	Jacksonville	10
12/12/99	L	28	at Kansas City	31
10/15/00	W	28	at Chicago	16
11/25/01	L	6	Chicago	13
9/29/02	L	23	at Seattle	48
12/8/02	L	22	at Green Bay	26
9/14/03	W	24	Chicago	14
11/2/03	L	27	Green Bay	30
10/17/04	W	38	at New Orleans	31
12/25/05	L	23	at Baltimore	30
10/12/07	L	21	Washington	32
12/30/08	W	34	Chicago	14
12/6/09	L	17	at Arizona	30
12/20/09	L	7	at Carolina	26
10/24/10	L	24	at Green Bay	28

## THANKSGIVING DAY RECORD

### Won 5, Lost 1

(H: 0-0, A: 5-1)

11/27/69	W	27	at Detroit	0
11/26/87	W	44	at Dallas (OT)	38
11/24/88	W	23	at Detroit	0
11/23/95	L	38	at Detroit	44
11/26/98	W	46	at Dallas	36
11/23/00	W	27	at Dallas	15

## LONGEST FGs

53	.....	Ryan Longwell	.....	at N.O.	10/6/08
----	-------	---------------	-------	---------	---------

52	.....	Fred Cox	.....	at Chi.	10/27/75
----	-------	----------	-------	---------	----------

## LONG KICKOFF RETURNS

99t	.....	Eddie Payton	.....	vs. Oak.	9/14/81
71	.....	Qadry Ismail	.....	at San Fran.	12/18/95

## LONG PUNT RETURNS

91t	.....	Nate Burleson	.....	at Ind.	11/8/04
71t	.....	Mewelde Moore	.....	vs. N.E.	10/30/06

## SACKS

4.5	.....	Jared Allen	.....	vs. G.B.	10/5/09
4.0	.....	Chris Doleman	.....	vs. Cinn.	12/25/89

## INTERCEPTIONS

2	.....	Robert Griffith	.....	at G.B.	10/5/98
2	.....	Jack Del Rio	.....	at Chi.	11/2/92
2	.....	Nate Allen	.....	vs. Pitt.	10/4/76
2	.....	Ed Sharockman	.....	vs. Balt.	10/25/71

## LONG INTERCEPTION RETURNS

94t	.....	Walker Lee Ashley	.....	vs. Chi.	12/19/88
84t	.....	Jack Del Rio	.....	at Chi.	11/2/92

## TACKLES

16	.....	Antoine Winfield	.....	at Ind.	11/8/04
15	.....	Jack Del Rio	.....	at NY Giants	10/10/94
14	.....	Ed McDaniel	.....	vs. Chi.	10/30/95

KICKOFF EXECUTIVES STAFF COACHES PLAYERS ROOKIES RECORDS HISTORY EXTRA POINTS

# SERIES STANDINGS

## ARIZONA

**Won 13, Lost 10, Tied 0**  
**Home 7-4, Away 6-6**

1963	(H)	St. Louis 56-14
1967	(H)	St. Louis 34-24
1969	(A)	Minnesota 27-10
1972	(H)	St. Louis 19-17
1974	(A)	Minnesota 28-24
1974*	(H)	Minnesota 30-14
1977	(H)	St. Louis 27-7
1979	(A)	St. Louis 37-7
1981	(A)	St. Louis 30-17
1983	(A)	St. Louis 41-31
1991	(H)	Minnesota 34-7
	(A)	Minnesota 28-0
1994	(A)	Arizona 17-7
1995	(A)	Minnesota 30-24 (OT)
1996	(H)	Minnesota 41-17
1997	(A)	Minnesota 20-19
1998*	(H)	Minnesota 41-21
2000	(H)	Minnesota 31-14
2003	(A)	Arizona 18-17
2006	(H)	Minnesota 31-26
2008	(A)	Minnesota 35-14
2009	(A)	Arizona 30-17
2010	(H)	Minnesota 27-24 (OT)

\*NFC Divisional Playoff Game

## ATLANTA

**Won 16, Lost 10, Tied 0**  
**Home 10-4, Away 6-6**

1966	(H)	Atlanta 20-13
1967	(A)	Atlanta 21-20
1968	(H)	Minnesota 47-7
1969	(A)	Atlanta 10-3
1970	(A)	Minnesota 37-7
1971	(H)	Minnesota 24-7
1973	(A)	Atlanta 20-14
1974	(H)	Minnesota 23-10
1975	(H)	Minnesota 38-0
1977	(A)	Minnesota 14-7
1980	(H)	Minnesota 24-23
1981	(A)	Atlanta 31-30
1982*	(H)	Minnesota 30-24
1984	(H)	Minnesota 27-20
1985	(A)	Atlanta 14-13
1987	(H)	Minnesota 24-13
1989	(H)	Minnesota 43-17
1991	(A)	Minnesota 20-19
1995	(A)	Minnesota 23-17
1998*	(H)	Atlanta 30-27 (OT)
1999	(A)	Minnesota 17-14
2002	(H)	Atlanta 30-24 (OT)
2003	(A)	Minnesota 39-26
2005	(A)	Atlanta 30-10
2007	(H)	Minnesota 24-3
2008	(H)	Atlanta 24-17

\*Super Bowl Tournament

\*\*NFC Championship Game

## BALTIMORE

**Won 2, Lost 2, Tied 0**  
**Home 1-0, Away 1-2**

1998	(A)	Minnesota 38-28
2001	(A)	Baltimore 19-3
2005	(A)	Baltimore 30-23
2009	(H)	Minnesota 33-31

## BUFFALO

**Won 8, Lost 4, Tied 0**  
**Home 4-1, Away 4-3**

1971	(H)	Minnesota 19-0
1975	(H)	Minnesota 35-13
1979	(H)	Minnesota 10-3
1982	(A)	Buffalo 23-22
1985	(A)	Minnesota 27-20
1988	(A)	Buffalo 13-10
1994	(A)	Minnesota 21-17
1997	(A)	Minnesota 34-13
2000	(H)	Minnesota 31-27
2002	(H)	Buffalo 45-39 (OT)
2006	(A)	Buffalo 17-12
2010	(H)	Minnesota 38-14

## CAROLINA

**Won 5, Lost 4, Tied 0**  
**Home 5-2, Away 0-2**

1996	(H)	Minnesota 14-14
1997	(H)	Minnesota 21-12
2000	(H)	Minnesota 31-17
2001	(H)	Carolina 24-13

2002	(H)	Carolina 21-14
2005	(A)	Carolina 38-13
2006	(H)	Minnesota 16-13 (OT)
2008	(H)	Minnesota 20-10
2009	(A)	Carolina 26-7

## CHICAGO

**Won 52, Lost 46, Tied 2**  
**Home 31-20, Away 21-26-2**  
**(0-1 In Champaign, IL)**

**(0-1 In TCF Bank Stadium)**

1961	(H)	Chicago 34-28
	(A)	Chicago 52-35
1962	(H)	Chicago 13-0
	(A)	Chicago 31-30
1963	(H)	Chicago 28-7
	(A)	Tie, 17-17
1964	(H)	Chicago 34-28
	(A)	Minnesota 41-14
1965	(H)	Chicago 45-37
	(A)	Minnesota 24-17
1966	(H)	Chicago 13-10
	(A)	Chicago 41-28
1967	(H)	Chicago 17-7
	(A)	Tie, 10-10
1968	(H)	Chicago 27-17
	(A)	Chicago 26-17
1969	(A)	Minnesota 31-0
	(H)	Minnesota 31-14
1970	(A)	Minnesota 24-0
	(H)	Minnesota 16-13
1971	(H)	Chicago 20-17
	(A)	Minnesota 27-10
1972	(A)	Chicago 13-10
	(H)	Minnesota 23-10
1973	(A)	Minnesota 22-13
	(H)	Minnesota 31-13
1974	(H)	Minnesota 11-7
	(A)	Minnesota 17-0
1975	(H)	Minnesota 28-3
	(A)	Minnesota 13-9
1976	(H)	Minnesota 20-19
	(A)	Chicago 14-13
1977	(H)	Minnesota 22-16 (OT)
	(A)	Chicago 10-7
1978	(A)	Minnesota 24-20
	(H)	Minnesota 17-14
1979	(A)	Chicago 26-7
	(H)	Minnesota 30-27
1980	(A)	Minnesota 34-14
	(H)	Minnesota 13-7
1981	(H)	Minnesota 24-21
	(A)	Chicago 10-9
1982	(H)	Minnesota 35-7
1983	(A)	Minnesota 23-14
	(H)	Chicago 19-13
1984	(A)	Chicago 16-7
	(H)	Chicago 34-3
1985	(H)	Chicago 33-24
	(A)	Chicago 27-9
1986	(A)	Chicago 23-0
	(H)	Minnesota 23-7
1987	(A)	Chicago 27-7
	(H)	Chicago 30-24
1988	(A)	Minnesota 31-7
	(H)	Minnesota 28-27
1989	(A)	Chicago 38-7
	(H)	Minnesota 27-16
1990	(A)	Chicago 19-16
	(H)	Minnesota 41-13
1991	(A)	Chicago 10-6
	(H)	Chicago 34-17
1992	(H)	Minnesota 21-20
	(A)	Minnesota 38-10
1993	(A)	Minnesota 10-7
	(H)	Minnesota 19-12
1994	(A)	Minnesota 42-14
	(H)	Minnesota 33-27 (OT)
	(H)	Chicago 35-18
1995	(A)	Chicago 31-24
	(H)	Chicago 14-6
1996	(A)	Minnesota 20-14
	(H)	Chicago 15-13
1997	(A)	Minnesota 27-24
	(H)	Minnesota 29-22
1998	(A)	Minnesota 31-28
	(H)	Minnesota 48-22
1999	(H)	Chicago 24-22
	(A)	Minnesota 27-24 (OT)
2000	(H)	Minnesota 30-27
	(A)	Minnesota 28-16
2001	(A)	Chicago 17-10

	(H)	Chicago 13-6
2002	(A)	Chicago 27-23
	(H)	Minnesota 25-7
2003	(H)	Minnesota 24-13
	(A)	Chicago 13-10
2004	(H)	Minnesota 27-23
	(A)	Chicago 24-14
2005	(A)	Chicago 28-3
	(H)	Minnesota 34-10
2006	(H)	Chicago 19-16
	(A)	Chicago 23-13
2007	(A)	Minnesota 34-31
	(H)	Minnesota 20-13
2008	(A)	Chicago 48-41
	(H)	Minnesota 34-14
2009	(H)	Minnesota 36-10
	(A)	Chicago 36-30 (OT)
2010	(A)	Chicago 27-13
	(H)	Chicago 40-14

\*NFC Wild Card Game

@ In Champaign, IL-Memorial Stadium

# In TCF Bank Stadium- U of M

- 1998 (H) Minnesota 29-6  
(A) Minnesota 34-13
- 1999 (A) Detroit 25-23  
(H) Minnesota 24-17  
(A) Minnesota 31-24
- 2000 (H) Minnesota 24-17  
(A) Minnesota 31-26
- 2001 (A) Detroit 27-24  
(H) Minnesota 31-24  
(A) Minnesota 38-36
- 2002 (A) Minnesota 23-13  
(H) Minnesota 24-14  
(A) Minnesota 22-19  
(H) Minnesota 28-27
- 2003 (A) Minnesota 27-14  
(A) Minnesota 21-16  
(H) Minnesota 26-17  
(A) Minnesota 30-20
- 2004 (A) Detroit 20-17 (OT)  
(H) Minnesota 42-10  
(A) Minnesota 12-10
- 2005 (A) Minnesota 20-16  
(A) Minnesota 27-13  
(H) Minnesota 27-10  
(A) Minnesota 24-10  
(A) Detroit 20-13

**GREEN BAY**

**Won 48, Lost 51, Tied 1**  
**Home 25-24, Away 23-27-1 (6-9 in Milwaukee)**

- 1961 (H) Green Bay 33-7  
(A) Green Bay 28-10
- 1962 (A) Green Bay 34-7  
(H) Green Bay 48-21  
(H) Green Bay 37-28  
(A) Green Bay 28-7
- 1964 (A) Minnesota 24-23  
(H) Green Bay 42-13  
(H) Green Bay 38-13  
(A) Green Bay 24-19
- 1965 (A) Minnesota 20-17  
(H) Green Bay 28-16  
(A) Minnesota 10-7  
(H) Green Bay 30-27
- 1968 (A) Minnesota 26-13  
(H) Minnesota 14-10  
(H) Minnesota 19-7  
(A) Minnesota 9-7
- 1970 (A) Green Bay 13-10  
(H) Minnesota 10-3
- 1971 (A) Minnesota 24-13  
(H) Minnesota 3-0
- 1972 (A) Minnesota 27-13  
(H) Green Bay 23-7
- 1973 (H) Minnesota 11-3  
(A) Minnesota 31-7
- 1974 (A) Minnesota 32-17  
(H) Green Bay 19-7
- 1975 (A) Minnesota 28-17  
(H) Minnesota 24-3
- 1976 (A) Minnesota 17-10  
(H) Minnesota 20-9
- 1977 (H) Minnesota 19-7  
(A) Minnesota 13-6  
(H) Minnesota 21-7  
(A) Tie, 10-10 (OT)
- 1979 (H) Minnesota 27-21 (OT)  
(A) Green Bay 19-7
- 1980 (A) Green Bay 16-3  
(H) Green Bay 25-13
- 1981 (A) Minnesota 30-13  
(H) Green Bay 35-23
- 1982 (A) Green Bay 26-7
- 1983 (A) Minnesota 20-17 (OT)  
(H) Green Bay 29-21  
(A) Green Bay 45-17  
(H) Green Bay 38-14  
(A) Green Bay 20-17  
(H) Green Bay 27-17  
(H) Minnesota 42-7
- 1987 (H) Green Bay 23-16  
(A) Green Bay 16-10
- 1988 (H) Green Bay 34-14  
(A) Green Bay 18-6
- 1989 (H) Minnesota 26-14  
(A) Green Bay 20-19
- 1990 (A) Green Bay 24-10  
(H) Minnesota 23-7
- 1991 (A) Minnesota 35-21  
(H) Green Bay 27-7
- 1992 (A) Minnesota 23-20 (OT)  
(H) Minnesota 27-7
- 1993 (H) Minnesota 15-13  
(A) Minnesota 21-17
- 1994 (A) Green Bay 16-10  
(H) Minnesota 13-10 (OT)

- 1995 (A) Green Bay 38-21  
(H) Minnesota 27-24
- 1996 (H) Minnesota 30-21  
(A) Green Bay 38-10
- 1997 (A) Green Bay 38-32  
(H) Green Bay 27-11
- 1998 (A) Minnesota 37-24  
(H) Minnesota 28-14
- 1999 (A) Green Bay 23-20  
(H) Minnesota 24-20
- 2000 (A) Green Bay 26-20 OT  
(H) Green Bay 33-28
- 2001 (H) Minnesota 35-13  
(A) Green Bay 13-24
- 2002 (H) Minnesota 31-21  
(A) Green Bay 26-22
- 2003 (A) Minnesota 30-25  
(H) Green Bay 30-27
- 2004 (A) Green Bay 34-31  
(H) Green Bay 34-31  
#A Minnesota 31-17
- 2005 (H) Minnesota 23-20  
(A) Minnesota 20-17
- 2006 (H) Green Bay 23-17  
(A) Green Bay 9-7
- 2007 (H) Green Bay 23-16  
(A) Green Bay 34-0
- 2008 (A) Green Bay 24-19  
(H) Minnesota 28-27  
(A) Minnesota 30-23
- 2009 (H) Minnesota 38-26  
(A) Green Bay 28-24  
(H) Green Bay 31-3

#NFC Wild Card Game

**HOUSTON**

**Won 2, Lost 0, Tied 0**  
**Home 1-0, Away 1-0**

- 2004 (A) Minnesota 34-28 (OT)
- 2008 (H) Houston 28-21

**INDIANAPOLIS**

**Won 7, Lost 15, Tied 1**  
**Home 7-5-1, Away 0-10**

- 1961 (A) Baltimore 34-13  
(H) Minnesota 28-20
- 1962 (H) Baltimore 34-7  
(A) Baltimore 42-14
- 1963 (H) Baltimore 37-34  
(A) Baltimore 41-10
- 1964 (H) Minnesota 34-24  
(A) Baltimore 17-14
- 1965 (A) Baltimore 35-16  
(H) Baltimore 41-21
- 1966 (H) Baltimore 38-23  
(A) Baltimore 20-17
- 1967 (H) Tie, 20-20
- 1968 (A) Baltimore 24-9
- 1968\* (A) Baltimore 24-14
- 1969 (H) Minnesota 52-14
- 1971 (H) Minnesota 10-3
- 1982 (H) Minnesota 13-10
- 1988 (H) Minnesota 12-3
- 1997 (H) Minnesota 39-28
- 2000 (A) Indianapolis 31-28
- 2004 (A) Indianapolis 31-28
- 2008 (H) Indianapolis 18-15

\*NFL Western Conference Championship Game

**JACKSONVILLE**

**Won 3, Lost 1, Tied 0**  
**Home 2-1, Away 1-0**

- 1998 (H) Minnesota 50-10
- 2001 (H) Jacksonville 33-3
- 2004 (H) Minnesota 27-16
- 2008 (A) Minnesota 30-12

**KANSAS CITY**

**Won 4, Lost 6, Tied 0**  
**Home 3-2, Away 1-3, Neutral 0-1**

- 1969\* (N) Kansas City 23-7
- 1970 (H) Minnesota 27-10
- 1974 (A) Minnesota 35-15
- 1981 (H) Kansas City 10-6
- 1990 (A) Kansas City 24-21
- 1993 (H) Minnesota 30-10
- 1996 (H) Kansas City 21-6
- 1999 (A) Kansas City 31-28
- 2003 (H) Minnesota 45-20
- 2007 (A) Kansas City 13-10

\*Super Bowl IV, Jan. 11, 1970

**MIAMI**

**Won 4, Lost 7, Tied 0**  
**Home 3-3, Away 1-3, Neutral 0-1**

- 1972 (H) Miami 16-14
- 1973\* (N) Miami 21-7

- 1976 (A) Minnesota 29-7
- 1979 (H) Miami 27-12
- 1982 (A) Miami 22-14
- 1988 (A) Miami 24-7
- 1994 (H) Minnesota 38-35
- 2000 (H) Minnesota 13-7
- 2002 (H) Minnesota 20-17
- 2005 (A) Miami 24-20
- 2010 (H) Miami 14-10

\*Super Bowl VIII, Jan. 13, 1974

**NEW ENGLAND**

**Won 4, Lost 7, Tied 0**  
**Home 2-2, Away 2-5**

- 1970 (A) Minnesota 35-14
- 1974 (H) New England 17-14
- 1979 (A) New England 27-23
- 1988 (H) Minnesota 36-6
- 1991 (A) New England 26-23 (OT)
- 1994 (A) New England 26-20 (OT)
- 1997 (H) Minnesota 23-18
- 2000 (A) Minnesota 21-13
- 2002 (A) New England 24-17
- 2005 (H) New England 31-7
- 2010 (A) New England 28-18

**NEW ORLEANS**

**Won 20, Lost 9, Tied 0**  
**Home 12-2, Away 8-7**

- 1968 (A) New Orleans 20-17
- 1970 (H) Minnesota 26-0
- 1971 (A) Minnesota 23-10
- 1972 (H) Minnesota 37-6
- 1974 (H) Minnesota 29-9
- 1975 (A) Minnesota 20-7
- 1976 (A) Minnesota 40-9
- 1978 (A) New Orleans 31-24
- 1980 (A) Minnesota 23-20
- 1981 (H) Minnesota 20-10
- 1983 (A) New Orleans 17-16
- 1985 (H) New Orleans 30-23
- 1986 (H) Minnesota 33-17
- 1987\* (A) Minnesota 44-10
- 1988 (H) Minnesota 45-3
- 1990 (H) Minnesota 32-3
- 1990 (A) New Orleans 26-0
- 1993 (H) New Orleans 17-14
- 1994 (H) Minnesota 21-20
- 1995 (H) Minnesota 43-24
- 1998 (H) Minnesota 31-24
- 2000\* (H) Minnesota 34-16
- 2001 (A) New Orleans 28-15
- 2002 (A) Minnesota 32-31
- 2004 (A) Minnesota 38-31
- 2005 (H) Minnesota 33-16
- 2008 (A) Minnesota 30-27
- 2009(A) New Orleans 31-28 (OT)
- 2010 (A) New Orleans 14-9

#NFL Wild Card Game  
 \*NFC Divisional Playoff Game  
 #NFC Championship Game

**NEW YORK GIANTS**

**Won 14, Lost 11, Tied 0**  
**Home 6-5, Away 8-6**

- 1964 (A) Minnesota 30-21
- 1965 (H) Minnesota 40-14
- 1967 (H) Minnesota 27-24
- 1969 (A) New York 24-23
- 1971 (A) Minnesota 17-10
- 1973 (A) Minnesota 31-7
- 1976 (H) Minnesota 24-7
- 1986 (H) New York 22-20
- 1989 (A) New York 24-14
- 1990 (A) New York 23-15
- 1993#(A) New York 17-10
- 1994 (A) Minnesota 27-10
- 1996 (A) New York 15-10
- 1997#(A) Minnesota 23-22
- 1999 (A) Minnesota 34-17
- 2000\*\* (A) New York 41-0
- 2001 (H) Minnesota 28-16
- 2002 (H) New York 27-20
- 2003 (H) New York 29-17
- 2004 (H) New York 34-13
- 2005 (A) Minnesota 24-21
- 2007 (A) Minnesota 41-17
- 2008 (H) Minnesota 20-19
- 2009 (H) Minnesota 44-7
- 2010(H) New York 21-3

#NFL Wild Card Game  
 \*\*NFC Championship Game  
 @at Ford Field in Detroit, MI

**NEW YORK JETS**

**Won 1, Lost 8, Tied 0**  
**Home 1-3, Away 0-5**

- 1972 (A) New York 20-10

- 1975 (H) Minnesota 29-21
- 1979 (A) New York 14-7
- 1982 (H) New York 42-14
- 1994 (H) New York 31-21
- 1997 (A) New York 20-7
- 2002 (H) New York 26-13
- 2010 (A) New York 29-20

**OAKLAND**

**Won 4, Lost 9, Tied 0**  
**Home 3-3, Away 1-5, Neutral 0-1**

- 1973 (H) Minnesota 24-16
- 1976\* (N) Oakland 32-14
- 1977 (A) Oakland 35-13
- 1978 (A) Oakland 27-20
- 1981 (H) Oakland 36-10
- 1984 (A) Los Angeles 23-20
- 1987 (H) Minnesota 31-20
- 1990 (H) Los Angeles 28-24
- 1993 (A) Los Angeles 24-7
- 1996 (A) Minnesota 16-13 (OT)
- 1999 (H) Oakland 22-17
- 2003 (A) Oakland 28-18
- 2007 (H) Minnesota 29-22

\*Super Bowl XI, Jan. 9, 1977

**PHILADELPHIA**

**Won 12, Lost 12, Tied 0**  
**Home 6-4, Away 6-8**

- 1962 (H) Minnesota 31-21
- 1963 (A) Minnesota 24-17
- 1968 (A) Minnesota 24-13
- 1971 (A) Minnesota 13-0
- 1973 (H) Minnesota 28-21
- 1976 (A) Minnesota 31-12
- 1978 (H) Minnesota 28-27
- 1980 (H) Philadelphia 42-7
- 1980\* (A) Philadelphia 31-16
- 1981 (H) Minnesota 35-23
- 1984 (A) Philadelphia 19-17
- 1985 (A) Minnesota 28-23  
(H) Philadelphia 37-35
- 1988 (H) Minnesota 23-21
- 1989 (A) Philadelphia 10-9
- 1990 (A) Philadelphia 32-24
- 1992 (A) Philadelphia 28-17
- 1997 (H) Minnesota 28-19
- 2001 (A) Philadelphia 48-17
- 2004 (A) Philadelphia 27-16  
\*(A) Philadelphia 27-14
- 2007 (H) Philadelphia 23-16
- 2008#(H) Philadelphia 26-14
- 2010 (A) Minnesota 24-14

\*NFC Divisional Playoff Game  
 #NFC Wild Card Game

**PITTSBURGH**

**Won 8, Lost 8, Tied 0**  
**Home 5-1, Away 4-5, Neutral 0-1**

- 1962 (A) Pittsburgh 39-31
- 1964 (H) Minnesota 30-10
- 1967 (A) Minnesota 41-27
- 1969 (A) Minnesota 52-14
- 1972 (H) Pittsburgh 23-10
- 1974\* (N) Pittsburgh 16-6
- 1976 (H) Minnesota 17-6
- 1980 (H) Pittsburgh 23-17
- 1983 (A) Minnesota 17-14
- 1986 (H) Minnesota 31-7
- 1989 (A) Pittsburgh 27-14
- 1992 (A) Minnesota 6-3
- 1995 (A) Minnesota 44-24
- 2001 (A) Pittsburgh 21-16
- 2005 (H) Pittsburgh 18-3
- 2009 (A) Pittsburgh 27-17

\*Super Bowl IX, Jan. 12, 1975

**ST. LOUIS**

**Won 23, Lost 16, Tied 2**  
**Home 14-3-2, Away 9-13**

- 1961 (A) Los Angeles 31-17
- 1962 (A) Minnesota 38-14  
(H) Tie, 24-24
- 1963 (A) Los Angeles 27-24  
(H) Minnesota 21-13
- 1964 (A) Los Angeles 22-13  
(H) Minnesota 34-13
- 1965 (A) Minnesota 38-35  
(H) Minnesota 24-13
- 1966 (H) Minnesota 35-7  
(A) Los Angeles 21-6
- 1967 (A) Los Angeles 39-3
- 1968 (H) Los Angeles 31-3
- 1969 (A) Minnesota 20-13
- 1969\* (H) Minnesota 23-20

- 1970 (H) Minnesota 13-3
- 1972 (A) Minnesota 45-41
- 1973 (H) Minnesota 10-9
- 1974 (A) Los Angeles 20-17
- 1974\*\* (H) Minnesota 14-10
- 1976 (H) Tie, 10-10 (OT)
- 1976\*\* (H) Minnesota 24-13
- 1977 (A) Los Angeles 35-3
- 1977\*\* (A) Minnesota 14-7
- 1978 (H) Los Angeles 34-17
- 1978\* (A) Los Angeles 34-10
- 1979 (A) Los Angeles 27-21 (OT)
- 1985 (A) Los Angeles 13-10
- 1987 (A) Minnesota 21-16
- 1988(H) Minnesota 28-17
- 1989 (H) Minnesota 23-21 (OT)
- 1991 (H) Minnesota 20-14
- 1992 (A) Minnesota 31-17
- 1998 (A) Minnesota 38-31
- 1999\* (A) St. Louis 49-37
- 2000 (A) St. Louis 40-25
- 2003 (A) St. Louis 48-17
- 2005 (H) Minnesota 27-13
- 2006 (H) St. Louis 41-21
- 2009 (A) Minnesota 38-10
- \*NFC Wild Card Game
- \*\*NFC Divisional Playoffs
- \*\*NFC Championship Game

**SAN DIEGO**

- Won 5, Lost 5, Tied 0**
- Home 4-3, Away 1-2**
- 1971 (A) San Diego 30-14
- 1975 (H) Minnesota 28-13
- 1978 (H) San Diego 13-7
- 1981 (A) Minnesota 33-31
- 1984 (H) San Diego 42-13
- 1985 (H) Minnesota 21-17
- 1993 (H) San Diego 30-17
- 1999 (H) Minnesota 35-27
- 2003 (A) San Diego 42-28
- 2007 (H) Minnesota 35-17

**SAN FRANCISCO**

- Won 21, Lost 22, Tied 1**
- Home 13-9, Away 8-13-1**
- 1961 (A) San Francisco 38-24
- 1962 (A) San Francisco 38-28
- 1962 (A) San Francisco 21-7
- (H) San Francisco 35-12
- 1963 (A) Minnesota 24-20

- (H) Minnesota 45-14
- 1964 (A) Minnesota 27-22
- (H) Minnesota 24-7
- 1965 (A) Minnesota 42-41
- (H) San Francisco 45-24
- 1966 (A) Tie, 20-20
- (H) Minnesota 28-3
- 1967 (H) San Francisco 27-21
- 1968 (A) Minnesota 30-20
- 1969 (H) Minnesota 10-7
- 1970\* (H) San Francisco 17-14
- 1971 (H) San Francisco 13-9
- 1972 (A) San Francisco 20-17
- 1973 (A) Minnesota 17-13
- 1975 (H) Minnesota 27-17
- 1976 (A) San Francisco 20-16
- 1977 (H) Minnesota 28-27
- 1979 (H) Minnesota 28-22
- 1983 (H) San Francisco 48-17
- 1984 (A) San Francisco 51-7
- 1985 (H) Minnesota 28-21
- 1986 (A) Minnesota 27-24 (OT)
- 1987\* (A) Minnesota 36-24
- 1988 (A) San Francisco 24-21
- 1988\* (A) San Francisco 34-9
- 1989\* (A) San Francisco 40-13
- 1990 (H) San Francisco 21-17
- 1991 (H) Minnesota 17-14
- 1992 (H) San Francisco 20-17
- 1993 (A) San Francisco 38-19
- 1994 (H) Minnesota 21-14
- 1995 (A) San Francisco 37-10
- 1997 (A) San Francisco 28-17
- 1997\* (A) San Francisco 38-22
- 1999 (H) Minnesota 40-16
- 2003 (H) Minnesota 35-7
- 2006 (A) San Francisco 9-3
- 2007 (A) Minnesota 27-7
- 2009 (H) Minnesota 27-24
- \*NFC Divisional Playoff Game

**SEATTLE**

- Won 5, Lost 6, Tied 0**
- Home 3-2, Away 2-4**
- 1976 (H) Minnesota 27-21
- 1978 (A) Seattle 29-28
- 1984 (H) Seattle 20-12
- 1987 (A) Seattle 28-17
- 1990 (A) Minnesota 24-21
- 1996 (A) Seattle 42-23
- 2002 (A) Seattle 48-23
- 2003 (H) Minnesota 34-7

- 2004 (H) Seattle 27-23
  - 2006 (A) Minnesota 31-13
  - 2009 (H) Minnesota 35-9
- TAMPA BAY**
- Won 13, Lost 20, Tied 0**
  - Home 18-7, Away 13-13**
  - 1977 (A) Minnesota 9-3
  - 1978 (H) Tampa Bay 16-10
  - (A) Minnesota 24-7
  - (H) Tampa Bay 12-10
  - (A) Minnesota 23-22
  - 1980 (H) Minnesota 38-30
  - (A) Minnesota 21-10
  - 1981 (A) Tampa Bay 21-13
  - (H) Minnesota 25-10
  - 1982 (H) Minnesota 17-10
  - 1983 (A) Minnesota 19-16 (OT)
  - (H) Tampa Bay 17-12
  - 1984 (A) Tampa Bay 35-21
  - (H) Minnesota 27-24
  - 1985 (A) Minnesota 31-16
  - (H) Minnesota 26-7
  - 1986 (A) Minnesota 23-10
  - (H) Minnesota 45-13
  - 1987 (A) Tampa Bay 20-10
  - (H) Minnesota 23-17
  - 1988 (H) Minnesota 14-13
  - (A) Minnesota 49-20
  - (A) Minnesota 17-3
  - 1990 (H) Tampa Bay 23-20
  - (A) Tampa Bay 26-13
  - 1991 (H) Minnesota 28-13
  - (A) Minnesota 26-24
  - 1992 (H) Minnesota 26-20
  - (A) Minnesota 35-7
  - 1993 (H) Minnesota 15-0
  - (A) Tampa Bay 23-10
  - 1994 (A) Minnesota 36-13
  - (H) Tampa Bay 20-17 (OT)
  - 1995 (A) Tampa Bay 20-17 (OT)
  - (H) Minnesota 31-17
  - 1996 (A) Tampa Bay 24-13
  - (H) Minnesota 21-10
  - 1997 (H) Tampa Bay 28-14
  - (A) Minnesota 10-6
  - 1998 (H) Minnesota 31-7
  - (A) Tampa Bay 27-24
  - 1999 (H) Minnesota 21-14
  - (A) Tampa Bay 24-17

- 2000 (H) Minnesota 30-23
- (A) Tampa Bay 41-13
- 2001 (H) Minnesota 20-16
- (A) Tampa Bay 41-14
- 2002 (A) Tampa Bay 38-24
- 2005 (H) Tampa Bay 24-13
- 2008 (A) Tampa Bay 19-13

**TENNESSEE**

- Won 7, Lost 4, Tied 0**
- Home 6-1, Away 1-3**
- 1974 (H) Minnesota 51-10
- 1980 (A) Houston 20-16
- 1983 (H) Minnesota 34-14
- 1986 (A) Houston 23-10
- 1989 (H) Minnesota 38-7
- 1992 (H) Houston 17-13
- 1995 (H) Minnesota 23-17 (OT)
- 1998 (A) Minnesota 26-16
- 2001 (H) Minnesota 42-24
- 2004 (H) Minnesota 20-3
- 2008 (A) Tennessee 30-17

**WASHINGTON**

- Won 9, Lost 11, Tied 0**
- Home 4-6, Away 5-5**
- 1968 (H) Minnesota 27-14
- 1970 (A) Minnesota 19-10
- 1972 (H) Washington 24-21
- 1973\* (H) Minnesota 27-20
- 1975 (A) Washington 31-30
- 1976\* (H) Minnesota 35-20
- 1980 (A) Minnesota 39-14
- 1982(A) Washington 21-7
- 1984 (H) Washington 31-17
- 1986 (A) Washington 44-38 (OT)
- 1987 (H) Washington 27-24 (OT)
- 1987\*\* (A) Washington 17-10
- 1992 (H) Washington 15-13
- 1992(H) Washington 24-7
- 1993 (A) Minnesota 14-9
- 1998 (H) Minnesota 41-7
- 2004 (A) Washington 21-18
- 2006 (A) Minnesota 19-16
- 2007 (H) Washington 32-21
- 2010 (A) Minnesota 17-13
- SSuper Bowl Tournament
- GNFC Wild Card Game
- \*NFC Divisional Playoff Game
- \*\*NFC Championship Game





# VIKINGS ALUMNI


Players must be on active roster for one game to qualify

AAA	BBB	CCC	DDD
39 Abdullah, Husain, S. Washington St. 2008-10	74 Badger, Brad, G. Stanford 2000-01	53 Caesar, Ivan, LB, Boston College 1991	59 Collins, Fabray, LB, So. Illinois 1987
50 Abrams, Steve, LB, Michigan 1993-94	77/60 Baker, AI, DE, Colorado State 1988	23 Caleb, Jamie, RB, Grambling 1991	43 Colter, Jeff, CB, Kansas 1984
53 Ache,obby, LB, SW Missouri 1987	28 Baker, Rashad, S. Tennessee 2006	23 Calland, Lee, CB, Louisville 1963-65	63 Conaty, Billy, C, Virginia Tech 2010
72 Adams, Scott, G. Georgia 1991-93	86 Baker, Robert, WR, Auburn 2003	85 Camaille, Greg, WR, Stanford 2010	31 Cook, Chris, CB, Virginia 2004
85 Adams, Tom, WR, Minn.-Duluth 1962	37 Baldwin, Randy, RB, Mississippi 1991	55 Campbell, John, LB, Minnesota 1963-64	62 Cook, Ryan, T, New Mexico 2006-10
7 Adams, Tony, CB, Utah State 1987	96 Ball, Jerry, DT, SMU 1997-99	16 Campbell, Kelly, WR, Georgia Tech 2002-04	20 Cooks, Kerry, S. Iowa 1998
68 Adickes, John, C. Baylor 1989	85 Ballman, Gary, TE, Michigan St. 1973	17 Cappelman, Bill, QB, Florida St. 2000	67 Cooper, Adrian, TE, Oklahoma 1994-95
67 Alderman, Grady, T. Detroit 1961-74	30 Banks, Antonio, S. Virginia Tech 1998-10	65 Carman, Jon, T, Georgia Tech 1970	68 Cooper, John, C. Oklahoma 2009-10
6 Alex, Keith, G. Texas A&M 1995	92 Barker, Roy, DT, No. Carolina 1992-95	40 Carpenter, Preston, TE, Arkansas 1966	50 Cooper, Marquis, LB, Washington 2006
90 Alexander, Derrick, DE, Florida St. 1995-98	33 Barnes, Bill, RB, Wake Forest 1965-66	37 Carpenter, Ron, S. Miami (Ohio) 1993	63 Cornish, Frank, C. UCLA 1994
82 Alexander, Derrick, WR, Michigan 2002	23 Barnes, Tomur, CB, North Texas 1996	84 Carroll, Jay, TE, Minnesota 1985	1 Cortez, Jose, K. Oregon State 2003-04
55 Alexander, Rufus, LB, Oklahoma 2008	42 Barnett, Harlon, S. Michigan St. 1995-96	81 Carter, Anthony, WR, Michigan 1985-93	95 Council, Keith, DE, Hampton 1999
53 Alipate, Tuineau, LB, Washington St. 1995	19 Baskett, Hank, WR, New Mexico 2010	80 Carter, Chris, WR, Ohio State 1990-01	55 Cowart, Sam, LB, Florida State 2005
21 Allen, Asher, CB, Georgia 2009-10	32/38 Bass, Anthony, DB, Bethune-Cookman 1998-99	21 Carter, Dale, CB, Tennessee 2001	14 Cox, Fred, K. Pittsburgh 1963-77
69 Allen, Jared, DE, Idaho State 2008	85 Bates, D'Wayne, WR, Northwestern 2002-03	11 Carter, Jason, WR, Texas A&M 2006	33 Craig, Roger, RB, Nebraska 1992-93
25 Allen, Nate, DB, Texas Southern 1976-79	66 Battle, Jim, G. Southern Illinois 1963	22/37 Carter, Tyrone, S. Minnesota 2000-01	84 Craig, Steve, TE, Northwestern 1974-78
21 Allen, Terry, RB, Clemson 1991-94	56 Bavaro, David, LB, Syracuse 1992	23/34 Charles, John, RB, Marshall 2000-03	73 Crawford, Brian, T, Western Oregon 2001
84 Allison, Aundrae, WR, East Carolina 2007-08	32 Bayless, Rick, RB, Iowa 1989	25 Chapman, Doug, RB, Purdue 1970	52 Crockett, Henri, LB, Florida State 2002-03
7 Andersen, Morten, K. Michigan St. 2004	47 Baylor, Tim, S. Morgan State 1979-80	25 Charles, J. M., RB, Marshall 2000-03	87 Crumpler, Carlester, TE, E. Carolina 1999
46 Anderson, Alfred, RB, Baylor 1984-91	27 Beamon, Austry, S. East Texas St. 1975-86	44 Casper, Dave, TE, Notre Dame 1984	77 Culppeper, Brad, DT, Florida 1992-93
1 Anderson, Gary, K. Syracuse 1998-02	87 Beasley, John, TE, California 1967-73	48/89 Cercone, Matt, TE, Arizona St. 2000-02	12/11 Culppeper, Daunte, QB, UCF 1999-05
56 Anderson, Scott, C. Missouri 1974-1976	66 Bebout, Nick, T. Wyoming 1980	87 Chamberlain, Byron, TE, Wayne St. 2001-02	91 Culppeper, Ed, DT, Alabama 1961
86 Angulo, Richard, TE, West. New Mex. 2003-05	33 Bedsole, Hal, TE, USC 1964-66	23/34 Chapman, Doug, RB, Marshall 2000-03	89 Cunningham, Doug, WR, Rice 1979
2 Aragus, Leo, P. Stephen F. Austin 2003	33 Bell, Rick, RB, St. John's (Minn.) 1983	25 Charles, J. M., RB, Purdue 1970	7 Cunningham, Randall, QB, UNLV 1997-99
67 Arubakir, Hassan, DE, Texas Tech 1984	72 Bennett, Barry, DE, Concordia 1988	65 Carson, Malcolm, G. Tenn.-Chatt. 1984	87 Cunningham, Rick, T. Texas A&M 1995
10 Archer, R.J., QB, William E. Mary 2010	12 Bennett, Barry, S. P. Quachita Baptist 1974	44 Casper, Dave, TE, Notre Dame 1984	49 Cuozzo, Gary, QB, Virginia 1968-71
79 Arnobio, Chuck, T, USC 1966	23 Bennett, Darren, P, no college 2004-05	48/89 Cercone, Matt, TE, Arizona St. 2000-02	49 Curtis, Travis, S. West Virginia 1989
58 Ashley, Walker Lee, LB, Penn St. 1983-88; 90	23 Bennett, Michael, RB, Wisconsin 2001-05	87 Chamberlain, Byron, TE, Wayne St. 2001-02	
45 Athas, Pete, CB, Tennessee 1975	56/50 Berrich, Pete, LB, Notre Dame 1995-00	23/34 Charles, John, RB, Marshall 2000-03	
33 Avery, John, RB, Mississippi 2003	17 Berger, Mitch, P. Colorado 1996-01	25 Chapman, Doug, RB, Purdue 1970	
49 Ayanbadejo, Obafemi, FB, San Diego St. 1998-99	87 Berrian, Bernard, WR, Fresno State 2008-10	21 Chavous, Corey, S/CB, Vanderbilt 2002-05	
	17 Berger, Bob, QB, Oregon 1965-67; 73-76	16 Chealand, Hal, QB, Mississippi St. 1982-87	
	50 Berry, Ray, LB, Baylor 1987-92	36 Christopherson, Jim, K/LB, Concordia 1962	
	45/87/44 Berton, Sean, TE, North Carolina St 2003-04	62 Christy, Jeff, C, Pittsburgh 1993-99	
	21 Bess, Rufus, CB, So. Carolina St. 1982-87	50 Chukwura, Patrick, LB/DE, Wyoming 2001-02	
	85 Bethea, Ryan, WR, South Carolina 1988	50/54 Ciurciu, Vinny, LB, Boston College 2007-08	
	55/54 Biekert, Greg, LB, Colorado 2002-03	12 Clabo, Neil, P, Tennessee 1975-77	
	75/78 Birk, Matt, C, Harvard 1998-08	55 Claiborne, Chris, LB, USC 2003-04	
	73 Bishop, Bill, DT, North Texas St. 1961	33 Clark, Jesse, RB, Arkansas 1989-90	
	12 Bishop, Keith, QB, Wheaton 1987	89 Clark, Kenny, WR, Central Florida 2003-04	
	21 Blahak, Joe, CB, Nebraska 1974-75; 1977	71 Clarke, Ken, DT, Syracuse 1989-91	
	59 Blair, Matt, LB, Iowa State 1974-85	81 Clarke, Leon, WR, USC 1963	
	68 Blair, Paul, T, Oklahoma State 1990	22 Clemons, Duane, DE, California 1996-99	
	18/84 Bland, Tony, WR, Florida A&M 1996-98	26 Cobb, Marvin, S. USC 1980	
	20 Blue, Greg, S. Georgia 2006	63 Cobb, Robert, DE, Texas 1988	
	74 Bobo, Orlando, G. No. Louisiana 1997-98	89 Coffman, Paul, TE, Kansas St. 1984	
	92/96 Boireau, Michael, DE, Miami (FL) 2000	92 Cole, Colin, DT, Iowa 2003	
	66 Bolin, Bookie, G. Mississippi 1968-69	37 Coleman, AI, CB, Tennessee St. 1967	
	9 Bolinger, Brooks, QB, Wisconsin 2006-07	91 Coleman, Dan, DE, Murray St. 1987	
	60 Bolston, Conrad, DT, Maryland 2007	8 Coleman, Greg, P, Florida A&M 1978-87	
	3 Bomar, Rhett, QB, Sam Houston St. 2010	50/93 Collins, Stalin, DE, Boston College 1997-99; '01	
	13 Bone, Steve, QB, UCLA 1985-86	65 Collins, Calvin, G. Texas A&M 2001	
	27 Booker, Lorenzo, RB, Florida State 2010	84 Collins, Dwight, WR, Pittsburgh 1984	
	71 Boone, David, DE, East. Michigan 1974		
	4 Booty, John David, QB, USC 2008		
			71/75 Dafney, Bernard, G. Tennessee 1992-94
			84 Dale, Carroll, WR, Virginia Tech 1973
			50 Dalton, Antico, LB, Hampton 1999
			63 Daniels, Brian, G, Colorado 2007
			69 Daniels, LeShun, G, Ohio State 1997
			7 Danmeier, Rick, K, Sioux Falls 1977-83
			32/25 Darden, Tony, CB, Texas Tech 1998
			82 Daugherty, Ron, WR, Northeastern 1998
			34 Davis, Brian, CB, Nebraska 1994
			71 Davis, Doug, T, Kentucky 1966-72
			5 Davis, Greg, K. The Citadel 1997
			63 Davis, Isaac, G, Arkansas 1998
			86 Davis, John, TE, Emporia St. 2000
			17/86 Davis, Nick, WR, Wisconsin 2002-03
			58/50 Davis, Rod, L. Southern Miss. 2004-06
			4 Dawson, Dale, K. E. Kentucky 1987
			86 Dawson, Rhett, WR, Florida St. 1973
			24 Dean, Ted, S. Wichita 1964
			7 DeGeorge, Chris, G, Wake Forest 2010
			55 Del Rio, Jack, LB, USC 1992-95
			89 Delaney, Jarrod, WR, TCU 1989
			85 DeLong, Greg, TE, North Carolina 1995-98
			27 Demy, Calvin, WR, Arizona St. 1972
			28 Denny, Earl, RB, Missouri 1967-68
			86 Denton, AI, WR, Florida A&M 1971
			62 Denso, Bob, DE, Pacific 1961-64
			25 Derby, Dean, DB, Washington 1961-62
			27 Devine, Kevin, CB, California 1999-99
			56 Dick, Jim, LB, North Dakota St. 1987
			76 Dickenson, Paul, DT, Baylor 1961-70
			76 Dill, Scott, T, Memphis 1996-97
			25 Dillon, Terry, CB, Montana 1963
			12 Dils, Steve, QB, Stanford 1979-84
			25 Dishman, Cris, CB, Purdue 2000
			71 Dixon, David, G, Arizona St. 1994-04
			56 Doleman, Chris, DE/LB, Pittsburgh 1985-93; 99
			84 Donahue, Oscar, WR, San Jose 1962
			65 Dorsey, Nat, T, Georgia Tech 2004
			25 Dos, Mike, S. Ohio State 2007
			42 Dozier, D.J., RB, Penn State 1987-91
			48 Dugan, Ulkee, CB, Minnesota 2005
			56 Duizer, Bill, G, Penn State 1984
			83 Dugan, Jeff, TE, Maryland 2004-10
			57 Dumler, Doug, C, Nebraska 1976-77
			59 Dusbabek, Mark, LB, Minnesota 1989-92
			<b>EEE</b>
			64 Early, Michael, G, Norfolk State 2002
			39 Echemandu, Adimchinobe, RB, California 2005
			1 Edinger, Paul, K, Michigan St. 2005
			27 Edwards, Brad, S. South Carolina 1988-89
			59 Edwards, Dixon, LB, Michigan St. 1996-98
			32 Edwards, Dovonte, CB, N.C. State 2005-06
			36 Edwards, Jimmy, RB, NE Louisiana 1979
			91 Edwards, Ray, DE, Purdue 2006-10
			24 Eilers, Pat, S. Notre Dame 1990-91
			11 Elsiech, Mike, P, Upper Iowa 1972-74
			86 Ely, Clifton, TE, Mississippi St. 1987
			81 Eller, Carl, DE, Minnesota 1964-78
			8 Eling, Aaron, K, Wyoming 2003-04
			65/73 Elshire, Neil, DE, Oregon 1981-86

KICKOFF EXECUTIVES STAFF COACHES PLAYERS ROOKIES 2010 SEASON RECORDS HISTORY PLAYOFF RECORDS EXTRA POINTS

47	Emmanuel, Charles, S, W. Virginia	1997
6	Epstein, Hayden, K, Michigan	2002
29	Evans, Charles, RB, Clark	1993-98
26	Evans, David, CB, Cent. Arkansas	1986-87
90	Evans, Fred, DT, Texas St.-San Marcos	2007-10
1	Everett, Eric, CB Texas Tech	1992
<b>FFF</b>		
51	Farber, Hap, LB, Mississippi	1970
59	Farrwell, Heath, LB, San Diego St.	2005-10
5	Fason, Catriark, RB, Florida	2005-06
54	Faust, Paul, LB, Minnesota	1967
4	Favre, Brett, QB, Southern Mississippi	2009-10
91	Fears, Willie, DT, Northwestern St.	1990
64	Feasel, Grant, T, Abilene Christian	1984-85
31	Fenney, Rick, RB, Washington	1987-91
35	Ferguson, Bob, RB, Ohio State	1963
84	Ferguson, Charley, WR, Tennessee St.	1962
89	Ferguson, Robert, WR, Texas A&M	2007-08
11	Fiedler, Jay, QB, Dartmouth	1998
85	Finch, Steve, WR, Elmhurst	1987
72	Fisk, Jason, DT, Stanford	1995-98
29	Fitzgerald, Jamie, CB, Idaho St.	1987
3	Fitzgerald, Mike, CB, Iowa St.	1966-67
85	Flatley, Paul, WR, Northwestern	1963-67
79	Fonoti, Toniou, G, Nebraska	2005
62	Footo, Chris, C, USC	1987-91
44	Foreman, Chuck, RB, Miami (Fla.)	1973-79
7	Fowler, Melvin, C, Maryland	2005
50	Fowlkes, Dennis, LB, West Virginia	1983-85
37	Frankton, Eric, S, Washington State	2007-10
40	Frankhauser, Tom, S, Purdue	1962-63
37	Frank, Donald, CB, Winston-Salem	1995
22	Freeman, Steve, S, Mississippi	1987
12	Ferrette, Gus, QB, Tulsa	2003-04, '08
83	Frisch, David, TE, Colorado State	1996
37	Frye, Phil, RB, California Lutheran	1987
27	Fuller, Corey, CB, Florida State	1995-98
29	Fullington, Darell, S, Miami (Fla.)	1988-90
<b>GGG</b>		
32	Galbreath, Tony, RB, Missouri	1981-83
66	Gallagher, Frank, G, North Carolina	1973
6	Galley, Jim, K, Minnesota	1990
28	Gallishaw, Laroni, CB, Murray St.	2005
90	Galvin, John, LB, Boston College	1989
16	Gannon, Rick, QB, Delaware	1987-92
2	Garcia, Tedy, K, NE Louisiana	1989
54	Garnett, David, LB, Stanford	1993-94, '96
92	Garnett, Winfield, DT, Ohio State	2001
44	Gault, Billy, CB, Texas Christian	1988
78	Gay, William, DE, USC	1998
3	George, Jeff, QB, Illinois	1999
55	George, Ron, LB, Stanford	1997
46/66	Gerak, John, TE/G, Penn St.	1993-96
32	Gerhart, Toby, RB, Stanford	2010
56	Gersbach, Carl, LB, West Chester	1971-72
86	Gillespie, Willie, WR, Tenn.-Chattanooga	1987
42	Gilliam, John, WR, South Carolina St.	1972-75
55	Glen, Jason, LB, Texas A&M	2006
25	Glen, Vencie, S, Indiana St.	1992-94
82	Glover, Andrew, TE, Grambling	1997-99
94	Goff, Robert, DT, Auburn	1996
73	Goldberg, Adam, G, Wyoming	2004-05
82	Goddridge, Bob, WR, Vanderbilt	1968
68	Goodrum, Charles, G, Florida A&M	1972-78
87/83	Goodwin, Hunter, TE, Texas A&M	1996-98, 02-03
41	Gordon, Charles, CB, Kansas	2006-08
31	Graham, Scottie, RB, Ohio St.	1993-96
73	Graves, Rory, T, Ohio State	1993
23	Gray, Torrian, S, Virginia Tech	1997-98
50	Grecni, Dick, LB, Ohio	1961
32	Green, Robert, RB, William & Mary	1997
25	Greene, Marcus, CB, Arizona	1984
52	Greenway, Chad, LB, Iowa	2006-10
97	Griffin, Everson, DE, USC	2010
23	Griffin, Cedric, CB, Texas	2006-10
24	Griffith, Robert, S, San Diego St.	1994-01
73	Grigsby, Otis, DE, Kentucky	2007-08
27/26	Grim, Bob, WR, Oregon St.	1967-71, '76-77
47	Groce, Ron, RB, Macalester	1976
41	Guggemos, Neal, DB, St. Thomas	1986-87
98	Gulion, Letroy, DT, Florida State	2008-10
84	Guilford, Eric, WR, Arizona State	1993-94
80	Gustafson, Jim, WR, St. Thomas	1985-90
<b>HHH</b>		
72	Haayer, Adam, T, Minnesota	2002, '04
91/74	Habib, Brian, G, Washington	1988-92
49	Hackbart, Dale, S, Wisconsin	1966-70
90	Haines, John, DT, Texas	1984
28	Haley, Dick, WR, Pittsburgh	1961
55	Hall, Lemanski, LB, Alabama	2000-02

23	Hall, Steven, S, Kentucky	1996
86/28	Hall, Tom, WR, Minnesota	1964-66, 68-69
40	Hall, Windlan, S, Arizona St.	1976-77
61	Hamilton, Wes, G, Tulsa	1976-85
23	Hammonds, Shelly, CB, Penn St.	1995
25	Hampton, Alonzo, CB, Pittsburgh	1990
51	Hanks, Ben, LB, Florida	1996
45	Hannon, Tom, S, Michigan St.	1977-84
55	Hansen, Don, LB, Illinois	1966-67
63	Hanson, Mark, G, Mankato St.	1987
50	Hargrove, Jim, LB, Howard Payne	1967-70
36	Harrell, Sam, RB, E. Carolina	1980-82; 87
35	Harris, Bill, RB, Colorado	1969-70
32	Harris, Darryl, RB, Arizona St.	1988
99	Harris, James, DE, Temple	1993-95
52	Harris, Joe, LB, Georgia Tech	1979
44	Harris, John, S, Arizona St.	1985-86
58/99	Harris, Napoleon, LB, Northwestern	2005-06, 08
57	Harris, Paul, LB, USC	1978
90	Harris, Robert, DE, Southern	1992-94
32	Harris, Steve, RB, Northern Iowa	1987
95/91	Harrison, Martin, DE, Washington	1994-96, 99
48	Harrison, Todd, TE, North Carolina St.	1993
78	Hartenstine, Mike, DT, Penn State	1987
86	Hartwig, Keith, WR, Arizona	1977
12	Harvin, Percy, WR, Florida	2009-10
7	Haveling, Clint, WR, Michigan	1975
88	Hasselbeck, Don, TE, Colorado	1984
89/19	Hatchette, Matthew, WR, Langston	1997-00
37	Hawkins, Mike, CB, Oklahoma	2006
58	Hawkins, Rip, LB, North Carolina	1961-65
44	Hayden, Leo, RB, Ohio State	1971
32	Hays, Ray, RB, Cent. Oklahoma	1961
90	Hazuga, Jeff, DE, Wisconsin-Stout	2001
56	Henderson, E.J., LB, Maryland	2003-10
80	Henderson, Erin, LB, Maryland	2008-10
80	Henderson, John, WR, Michigan	1968-72
24	Henderson, Keith, RB, Georgia	1992
24	Henderson, Wymon, CB, UNLV	1987-88
60	Hernandez, Matt, T, Purdue	1984
67/64	Herrera, Anthony, G, Tennessee	2004-10
58	Herron, David, LB, Michigan State	2007-08
79	Hicks, Artis, G, Memphis	2006-09
43	Hicks, Maurice, RB, North Carolina A&T	2008
58	Hilgenberg, Wally, LB, Iowa	1968-79
43	Hill, Gary, S, USC	1965
10	Hill, Kirk, P-QB, Rice	1968
12/13	Hill, Shaun, QB, Maryland	2002-05
89	Hillary, Ira, WR, South Carolina	1990
82	Hilton, Carl, TE, Houston	1986-89
85	Hilton, John, TE, Richmond	1990
98	Hinkle, George, DT, Arizona	1972
75/78	Hinton, Chris, T, Northwestern	1994-95
37	Hitchcock, Jimmy, CB, North Carolina	1998-99
11	Hoag, Ryan, WR, Gustavus Adolphus	2004
44	Hoard, Leroy, RB, Michigan	1996-99
13	Holcomb, Kelly, QB, Middle Tenn. St.	2007
93	Holland, Darius, DT, Colorado	2002
85	Holland, John, WR, Tennessee St.	1974
75	Holloway, Randy, DE, Pittsburgh	1978-84
51	Holmberg, Rob, LB, Penn State	1999
54	Holmes, Bruce, LB, Minnesota	1993
30	Holt, Issac, CB, Alcorn State	1985-89
2	Horn, Mike, P, Long Beach St.	1986
55	Hough, Jim, G, Utah State	1978-86
55	Houston, Bobby, LB, North Carolina St.	1998
99	Hovan, Chris, DT, Boston College	2000-04
24	Howard, Bryan, S, Tennessee St.	1982
51/99	Howard, David, LB, Long Beach St.	1985-89
91	Howard, Willie, DL, Stanford	2001-02
92	Howell, Leroy, DT, Appalachian St.	1986
82	Howry, Keenan, WR, Oregon	2003-05
56/72	Huffman, David, G/T, Notre Dame	1979-83; 85-90
83	Hultz, Don, DE, Southern Miss.	1963
25/31	Hunter, Will, S, Syracuse	2005-06
67	Humphrey, Jay, T, Texas	1999
76	Hutchinson, Steve, G, Michigan	2006-10
65	Huth, Gary, G, Wake Forest	1961-63
<b>III</b>		
84	Iglesias, Juquin, WR, Oklahoma	2010
4	Igwebuikwe, Donald, K, Clemson	1990
86	Ingram, Darryl, TE, California	1989
22	Irvin, Ken, CB, Memphis	2003-05
76	Irwin, Tim, T, Tennessee	1981-93
82	Ismail, Qadry, WR, Syracuse	1993-96
37	Israel, Ron, DB, Notre Dame	2003
<b>JJJ</b>		
25	Jackson, Alfred, CB, San Diego St.	1995-96
89	Jackson, Harold, RB, Colorado	1962



**David Huffman**

76	Jackson, Joe, DT, New Mexico St.	1977
7	Jackson, Tarvaris, QB, Alabama St.	2006-10
83	Jaquet, Nate, WR, San Diego St.	2000-01
89/13	James, Cedric, WR, TCU	2002
47	James, Dick, RB, Oregon	1965
99	James, Erasmus, DE, Wisconsin	2005-07
52	Janke, Noel, LB, Minnesota	1971
51	Jenkins, Carlos, LB, Michigan St.	1991-94
28	Jenkins, Izel, CB, North Carolina St.	1993
57	Jobko, Bill, LB, Ohio State	1963-65
81	Johnson, Bethel, WR, Texas A&M	2006
14	Johnson, Brad, QB, Florida St.	1992-98, 2005-06
65	Johnson, Charlie, NT, Colorado	1982-84
75	Johnson, Chase, T, Wyoming	2007
35	Johnson, Chris, S, San Diego St.	1996
52	Johnson, Dennis, LB, USC	1980-85
4	Johnson, Eddie, P, Idaho State	2003
4	Johnson, Gene, S, Cincinnati	1961
53	Johnson, Henry, LB, Georgia Tech	1980-83
11	Johnson, Jaymar, WR, Jackson St.	2009-10
89	Johnson, Joe, WR, Notre Dame	1992
22	Johnson, Ken, S, Florida A&M	1989-90
12	Johnson, Lee, P, BYU	2001
72	Johnson, Marcus, T, Mississippi	2005-08
58	Johnson, Orlrick, LB, Florida A&M	1999
48	Johnson, Sammy, RB, North Carolina	1976-78
97	Johnson, Spencer, DT, Auburn	2004-07
25	Johnson, Tyrell, S, Arkansas State	2008-10
51	Johnstone, Lance, DE, Temple	2005-05
15	Jones, Chris, WR, Jackson St.	2001
26	Jones, Clinton, RB, Michigan St.	1967-72
26	Jones, Hassan, WR, Florida St.	1986-92
21	Jones, Henry, S, Illinois	2001
82	Jones, Mike A, WR, Tennessee St.	1983-85
89	Jones, Mike L, TE, Texas A&M	1990-91
31	Jones, Rusheon, CB, Vanderbilt	2003-04
32	Jones, Shawn, S, Georgia Tech	1993
69	Jones, Wayne, T, Utah	1987
85/43/83/89	Jordan, Andrew, TE, Western Carolina	1994-97, '99-01
22	Jordan, Jeff, S, Tulsa	1965-67
83	Jordan, Steve, TE, Brown	1982-94
83	Joyce, Don, DE, Tulane	1961
<b>KKK</b>		
69	Kalis, Todd, G, Arizona State	1988-93
11	Kapp, Joe, QB, California	1967-69
3	Karris, Rich, K, Cincinnati	1989
29	Kassulke, Karl, DB, Drake	1963-72
35	Kellar, Mark, RB, No. Illinois	1976-78
25	Kelly, Eric, CB, Kentucky	2001-03
61	Kelly, Lewis, T/G, South Carolina St.	2001-03
73	Kennedy, Jimmy, DT, Penn State	2008-10
43	Key, Joe, WR, Tennessee	2000
83	Key, Brady, CB, Colorado St.	1967
80	Kidd, Keith, WR, Arkansas	1987
95	Killings, Cedric, DT, Carson-Newman	2002-03
24	King, Phil, RB, Vanderbilt	1965-66
49	Kingsriter, Doug, TE, Minnesota	1973-75
36	Kirby, John, LB, Nebraska	1964-68
52	Kirksey, William, LB, Southern Miss.	1990
40/85	Kleinassner, Jim, TE/FB, No. Dakota	1999-10
5	Kluwe, Chris, P, UCLA	2005-10
25	Knoff, Kurt, S, Kansas	1979-82
36	Koch, Greg, G, Arkansas	1987
66	Kolodziej, Ross, Wisconsin	2006
26	Kosens, Terry, S, Hofstra	1963



89	Kramer, Kent, TE, Minnesota	1969-70
9	Kramer, Tommy, QB, Rice	1977-89
22	Krause, Paul, S, Iowa	1968-79
5	Krueger, Todd, QB, Northern Michigan	1987

**LLL**

59	Lacey, Bob, C, North Carolina	1964
63	Lacina, Corbin, G, Augusta	1999-02
21	Lamson, Chuck, S, Wyoming	1962-63
58	Langer, Jim, C, South Dakota St.	1980-81
52	Lapham, Bill, C, Iowa	1961
77	Larsen, Gary, DT, Concordia	1965-74
82	Lash, Jim, WR, Northwestern	1973-76
65	Lawson, Steve, G, Kansas	1973-75
51	Leber, Ben, LB, Kansas State	2006-10
80	LeCount, Terry, WR, Florida	1979-83; '87
32	Lee, Amp, RB, Florida State	1994-96
19	Lee, Bob, QB/P, Pacific	1969-72; '75-78
92	Lee, Carl, CB, Marshall	1983-93
57	Leman, J., LB, Illinois	2009
50	Leo, Jim, DE, Cincinnati	1961-62
31	Lester, Darrell, RB, McNeese St.	1964
49	Lewis, Dave, RB, Northern Iowa	1987
17	Lewis, Greg, WR, Illinois	2009-10
87	Lewis, Leo, WR, Missouri	1981-91
43	Liddiard, Brody, TE/L.S., Colorado	2001-03
73	Linden, Erol, T, Houston	1962-65
61/62	Lindsay, Everett, OL, Mississippi	1993-98; 2001-03
21	Lindsey, Jim, RB, Arkansas	1966-72
76	Lingenfelter, Bob, T, Nebraska	1978
55	Livingston, Cliff, LB, UCLA	1962
13	Livingston, Mike, QB, SMU	1980
7	Liwienski, Chris, T/G, Indiana	1998-05
71	Loadholt, Phil, T, Oklahoma	2009-10
46	Loeffler, Chullen, L.S., Texas	2004-10
30	Louallen, Fletcher, S, Livingston	1987
8	Longwell, Ryan, K, California	2006-10
23	Love, Terry, S, Murray State	1987
63	Lowdermilk, Kirk, C, Ohio State	1985-92
25	Low, Omare, S, Washington	2004
57	Luce, Derrel, LB, Baylor	1979-80
75	Lurtsema, Bob, DE, West. Michigan	1971-76
27	Lush, Mike, S, East Stroudsburg	1986
35	Lynch, James, FB, Maryland	2003
96	Lyon, Billy, DL, Marshall	2003

**MMM**

71	MacDonald, Mark, G, Boston Coll.	1985-88
46	MacDuck, Earsell, CB, Utah St.	1965-69
69	Malano, Mike, G, San Diego St.	2002
75	Manley, James, DT, Vanderbilt	1996-97
17	Mann, Maurice, WR, Washington	2006
4	Manning, Archie, QB, Mississippi	1983-84
91	Mansucky, Greg, LB, Colgate	1991-93
49	Marinano, Ed, RB, Cornell	1972-75
79	Marshall, Jim, DE, Ohio State	1961-79
48	Marshall, Larry, S, Maryland	1974
55	Martin, Amos, LB, Louisville	1972-76
89	Martin, Billy, TE, Georgia Tech	1968
56/94/98/57	Martin, Chris, LB, Auburn	1984-88
79	Martin, Doug, DE, Washington	1980-89
90	Martin, Steve, DT, Missouri	2004
20	Mason, Tommy, RB, Tulane	1961-66
66	Maurer, Andy, G, Oregon	1974-75
5	May, Chad, QB, Kansas State	1995
88	May, Marc, TE, Purdue	1987
35	Mayberry, Doug, RB, Utah St.	1961-62
23	Mayer, Mike, CB, LSU	1991
53	Mays, Kivusama, LB, North Carolina	1998-99
73	Mays, Stafford, DT, Washington	1987-88
31/21	McCauley, Marcus, CB, Fresno St.	2007-08
33	McClanahan, Brent, RB, Arizona St.	1973-80
96	McClendon, Skip, DE, Arizona St.	1992
15	McCormick, John, QB/P, Massachusetts	1962
84/80	McCullum, Sam, WR, Montana St.	1974-75; 82-83
74	McCurry, Mike, G, Indiana	1987
68	McDaniel, Ed, LB, Clemson	1992-01
54	McDaniel, Randall, C, Arizona St.	1988-99
88	McDonald, Mardy, WR, Mississippi St.	1981-83
34	McDole, Ramos, CB, New Mexico	1998-99
39	McElhenry, Hugh, RB, Washington	1961-62
60	McElroy, Reggie, T, West Texas St.	1994
55	McGill, Mike, LB, Notre Dame	1968-70
37	McGriggs, Lamar, S, West. Illinois	1993-94
86	McKever, Marlin, TE, USC	1967
74	McKinney, Bryant, T, Miami (Fla.)	2002-10
9	McMahon, Jim, QB, BYU	1993
26	McMillan, Audrey, CB, Houston	1989-93
12	McMullen, Billy, WR, Virginia	2006
12	McNeil, Tom, P, Stephen F. Austin	1970
54	McNeill, Fred, LB, UCLA	1974-85

60	McQuaid, Dan, T, UNLV	1988
32	McWatters, Bill, RB, North Texas	1964
87	McWilliams, Johnny, TE, USC	2000
53	Meamber, Tim, LB, Washington	1985
18	Mercer, Mike, K, Arizona St.	1961-62
57	Merrweather, Mike, LB, Pacific	1989-92
56	Meylan, Wayne, LB, Nebraska	1970
98	Micheel, Phil, DE, Wis.-Platteville	1967
29	Mitchell, Tom, RB, East Carolina	1984
64	Middleton, Dave, WR, Auburn	1961
75	Millard, Keith, DT, Washington St.	1985-91
55/59	Miller, Corey, LB, South Carolina	1999
87	Miller, Kevin, WR, Louisville	1978-80
5	Miller, Larry, QB, Northern Iowa	1987
35	Miller, Robert, RB, Kansas	1975-80
14	Miller, Romero, QB, Mississippi	2001
64	Million, Ted, G, Duke	1987
45	Mills, Garrett, TE, Tulsa	2007-09
45	Mills, John Henry, FB, Wake Forest	1999
21	Mincy, Charles, S, Washington	1995
92	Mitchell, Jayme, DE, Mississippi	2006-10
68	Mitchell, Mel, G, Tennessee St.	1980
17	Mitronie, Matt, DT, Purdue	2005
79	Mixon, Kenny, DE, LSU	2002-04
90	Molden, Fred, DT, Jackson State	1987
94	Monty, Pete, LB, Wisconsin	2001
1	Moore, Warren, QB, Washington	1994-96
45	Moore, Leonard, RB, Jackson St.	1987
36	Moore, Manfred, RB, USC	1977
30	Moore, Mewelde, RB, Tulane	2004-07
1	Morgan, Don, S, Nevada-Reno	1999-01
55	Morrell, Kyle, S, BYU	1985-86
40	Morris, Jack, CB, Oregon	1961
68	Morris, Mike, C, NE Missouri St.	1991-99
33	Morrow, Harold, RB, Auburn	1995-02
96	Mosley, C.J., Missouri	1997
79	Moss, Eric, OL, Ohio State	2005
84	Moss, Randy, WR, Marshall	1998-04, '10
24	Mostardi, Rich, S, Kent State	1961
86	Mularkey, Mike, TE, Florida	1983-88
77	Mullaney, Mark, DE, Colorado St.	1975-87
31	Munsey, Nelson, CB, Wyoming	1978
88	Murphy, Fred, TE, Georgia Tech	1961
73	Murphy, Yo, WR, Idaho	1999
3	Murray, Eddie, K, Tulane	1997
74	Myers, Frank, T, Texas A&M	1978-80

**NNN**

51/59	Najarian, Pete, LB, Minnesota	1987
15	Nance, Martin, WR, Miami (OH)	2006
95	Nattiel, Mike, LB, Florida	2003-04
28	Ned, Larry, RB, San Diego St.	2003-04
17	Nelson, Ben, WR, Saint Cloud St.	2004
1	Nelson, Chuck, K, Washington	1986-88
20	Nelson, Darrin, RB, Stanford	1982-89; 91-92
20	Nelson, David, RB, Heidelberg	1984
56	Nelson, Jim, LB, Penn St.	2000-02
38	Nelson, Rhett, CB, Colorado St.	2003-04
53	Newbill, Richard, LB, Miami (Fla.)	1990
52	Newman, Keith, LB, North Carolina	2004-05
86	Newman, Pat, WR, Utah State	1990
18	Newsome, Harry, P, Wake Forest	1990-93
96	Newton, Tim, DT, Florida	1985-89
71	Niehhaus, Steve, DT, Notre Dame	1979
79	Nix, Roosevelt, DT, Central St.	1994
99	Noga, Al, DE, Hawaii	1988-92
49	Nord, Keith, S, St. Cloud St.	1979-85
97	Norman, Tony, DE, Iowa State	1987
90	Northern, Gabe, DE/LB, LSU	2000
85	Novoselsky, Brent, TE, Pennsylvania	1989-94

**OOO**

89	Obee, Terry, WR, Oregon	1991
74	O'Brien, Dave, G, Boston Coll.	1963-64
96	O'Neil, Andre, LB, Marshall	2001
7	O'Sullivan, J.T., QB, Cal-Davis	2005
24	Offord, Willie, S, South Carolina	2002-05
55	Onatolu, Kenny, LB, Nebraska-Omaha	2009-10
69	Ori, Frank, G, Northern Iowa	1987
31	Osborne, Clancy, LB, Arizona St.	1961-62
41	Osborn, Dave, RB, North Dakota	1965-75
89/49/45	Owens, Richard, TE, Louisville	2004-06

**PPP**

88	Page, Alan, DT, Notre Dame	1967-78
22	Palmer, David, WR/RB, Alabama	1994-00
51	Palmer, Mitch, LS, Colorado St.	2000
27	Parker, Anthony, CB, Arizona St.	1992-94
81	Parks, Rickey, WR, Ark.-Pine Bluff	1987
40	Paschal, Doug, RB, North Carolina	1980-81
79	Patton, Jerry, DT, Nebraska	1971

95	Paup, Bryce, DE, Northern Iowa	2000
41	Paymah, Karl, CB, Washington St.	2009
31	Payton, Eddie, RB, Jackson St.	1980-82
24	Pearson, Jayce, S, Washington	1993
66	Pentecost, John, C, UCLA	1967
68	Perreault, Pete, G, Long Beach St.	1971
31	Perry, Jason, S, North Carolina St.	2002
22	Pesonen, Dick, CB, Minn.-Duluth	1961
28	Peterson, Adrian, RB, Oklahoma	2007-10
66	Peterson, Ken, C, Utah	1966
28	Phillips, Anthony, CB, Texas A&M-Kingsville	1998
30	Phillips, Bobby, RB, Virginia Union	1995
82	Phillips, Jim, WR, Auburn	1965-67
75/79/91	Phillips, Joe, DT, SMU	1986; '99
22	Pinner, Artose, RB, Kentucky	2006
63	Ploeger, Kurt, DT, Gustavus Adolphus	1987
86	Poage, Ray, TE, Texas	1963
29	Portl, Randy, S, Stanford	1974
52	Porter, Ron, LB, Idaho	1970
24	Powell, Art, WR, San Jose St.	1968
83	Powers, John, TE, Notre Dame	1966
30	Prentice, Travis, RB, Miami (Ohio)	2001
79	Prestel, Jim, DT, Idaho	1961-65
40	Prior, Anthony, CB, Washington St.	1996-97
28	Provost, Ted, CB, Ohio State	1970
66	Pyle, Palmer, G, Michigan St.	1964

**QQQ**

92	Quinn, Kelly, LB, Michigan St.	1987
----	--------------------------------	------

**RRR**

64	Rabold, Mike, G, Indiana	1961-62
60	Radvich, Drew, T, USC	2008
9	Ramsey, Patrick, QB, Tulane	2010
93	Randle, John, DT, Texas A&I	1990-00
34	Randolph, Al, CB, Iowa	1973
28	Rashad, Ahmad, WR, Oregon	1976-82
52	Rasmussen, Randy, G, Minnesota	1987-89
11	Reaves, John, QB, Florida	1979
22	Redwine, Jarvis, RB, Nebraska	1981-83
27	Reed, Bob, RB, Pacific	1962-63
86	Reed, Jake, WR, Grambling	1991-93; '91
32	Reed, Oscar, RB, Colorado St.	1968
73	Rehder, Tom, G, Notre Dame	1992-74
89	Reichow, Jerry, WR, Iowa	1961-64
56	Reilly, Mike, LB, Iowa	1969
14	Renfroe, Gilbert, QB, Tennessee St.	1990
19	Rentzel, Lance, WR, Oklahoma	1965-66
7	Reynz, Fuad, K, Tennessee	1990-95
82	Rivetaud, Darius, WR, West Virginia	2008-09
8	Rhymes, Buster, WR, Oklahoma	1985
1	Richard, Benny, K, San Diego St.	1983-87
36	Rice, Allen, RB, Baylor	1984-90
18	Rice, Sidney, WR, South Carolina	2007-10
9	Richardson, Greg, WR, Alabama	1987-88
5	Richardson, Kyle, P, Arkansas St.	2002
49	Richardson, Tony, FB, Auburn	2006-07
78	Riley, Steve, T, USC	1974-84
98	Robbins, Fred, DT, Wake Forest	2000-03
95	Robinson, Gerald, DE, Auburn	1986-87
18	Robinson, Koren, WR, N.C. State	2005
87	Robinson, Marcus, WR, So. Carolina	2004-06
6	Robison, Brian, DE, Texas	1987-89
96	Rodenhauser, Mark, C, Illinois St.	2009-10
29	Rogers, Chris, CB, Howard	1999
58	Rogers, Nick, LB, Georgia Tech	2002-03
76	Roller, Dave, DT, Kentucky	1979-80
47	Rose, George, CB, Auburn	1964-66
2	Rosenfels, Sage, QB, Iowa St.	2009
75	Rosenthal, Mike, T, Notre Dame	2003-06
28	Rossage, Ted, S, Portland St.	1985, 87
38	Ross, Derek, CB, Ohio St.	2004
68	Rouse, Curtis, G, Tenn.-Chattanooga	1982-86
89	Rowe, Ray, TE, San Diego State	1994
47	Rowland, Justin, CB, Tex. Christian	1961
54	Rubke, Karl, LB, USC	1961
65	Rudd, Dwayne, LB, Alabama	1997-00
65	Ruether, Mike, C, Texas	1994-00
75	Russ, Pat, DT, Purdue	1963
27	Russell, Brian, S, San Diego St.	2002-04
48	Rutland, Reggie, CB, Georgia Tech	1987-92

**SSS**

12	Salisbury, Sean, QB, USC	1990-94
72	Sams, Ron, C, Pittsburgh	1984
89	Sanders, Ken, DE, Howard Payne	1980-81
33	Sanford, Jamarca, S, Mississippi	2009-10
22	Sapp, Benny, CB, Northern Iowa	2008-09
7	Sapp, Bob, G, Washington	1997-98
59	Sauer, Craig, LB, Minnesota	2000
97	Sawyer, Talance, DE, UNLV	1999-03

KICKOFF EXECUTIVES STAFF COACHES PLAYERS ROOKIES 2010 SEASON RECORDS HISTORY PLAYOFF RECORDS EXTRA POINTS

4	Saxon, Mike, P, San Diego St.	1994-95
78	Scardina, John, T, Lincoln	1987
89	Schenk, Ed, TE, Central Florida	1987
68	Schmidt, Roy, G, Long Beach St.	1971
54	Schmitz, Bob, LB, Montana	1966
85	Schnelker, Bob, TE, Bowling Green	1961
30	Schreiber, Adam, C, Texas	1990-93
53	Schuh, Jeff, LB, Minnesota	1986
41	Scott, Carey, CB, Kentucky St.	2002
98	Scott, Darrion, DE, Ohio St.	2004-07
50	Scott, Randy, LB, Alabama	1987
38	Scott, Todd, S, SW Louisiana	1991-94
13	Scribner, Bucky, P, Kansas	1987-89
60	Selesky, Ron, C, North Central	1987
57	Sendlein, Robin, LB, Texas	1981-84
81	Senser, Joe, TE, West Chester St.	1979-84
29	Serwanga, Wasswa, CB, UCLA	2000-01
45	Sharockman, Ed, CB, Pittsburgh	1962-72
42	Sharper, Darren, S, William & Mary	2005-08
14	Shaw, George, QB, Oregon	1961
25	Shaw, Terrance, CB, S.F. Austin	2004
73	Shay, Jerry, DT, Purdue	1966-67
59	Sheppard, Ashley, LB, Clemson	1993-95
29	Sheppard, Lito, CB, Florida	2010
35	Sherels, Marcus, CB, Minnesota	2010
43	Sherman, Will, WR, St. Mary's	1961
81	Shiancoe, Visanthe, TE, Morgan St.	2007-10
77	Shields, Lebron, DE, Tennessee	1961
82	Shuler, Mickey, TE, Penn State	2010
50	Siemon, Jeff, LB, Stanford	1972-82
69	Simkus, Arnold, DT, Michigan	1967
75	Simpson, Howard, T, Auburn	1964
57	Sims, William, LB, SW Louisiana	1994
9	Sisson, Scott, K, Georgia Tech	1996
35	Slaton, Mark, S, South Dakota	1987
74	Smiley, Larry, DE, Texas DS	1973
30	Smith, Cedric, RB, Florida	1990
25	Smith, Daryl, CB, North Alabama	1989
24	Smith, Dwight, S, Akron	2006-07
95/92	Smith, Fernando, DE, Jackson St.	1994-97, 00
87	Smith, Gordon, TE, Missouri	1961-65
91	Smith, Greg, DT, Kansas	1984
43	Smith, Jim, RB, Elon	1987
90	Smith, Khreem, DE, Oklahoma St.	2006
79	Smith, Lyman, DT, Duke	1978
32	Smith, Onterio, RB, Oregon	2003-04
57	Smith, Raonall, LB, Washington St.	1992-03
26/20	Smith, Robert, RB, Ohio St.	2003-00
74	Smith, Robert, DE, Grambling	1985
47	Smith, Rod, CB, Notre Dame	1996
74	Smith, Steve, DE, Michigan	1968-70
40	Smith, Wayne, CB, Purdue	1987
27/21	Smoot, Fred, CB, Mississippi St.	2005-06
16	Snead, Norm, QB, Wake Forest	1971
44	Snider, Matt, FB, Richmond	2001
69	Solomon, Ariel, G, Colorado	1996
54	Solomon, Jesse, LB, Florida St.	1986-89
31	Spencer, Willie, RB, no college	1976
44/45	Stackhouse, Charles, FB, Mississippi	2003
34	Starks, Tim, CB, Kent State	1987
82	Steele, Robert, WR, No. Alabama	1979
52	Stenerud, Bob, LB, Minnesota	1975
3	Stenerud, Jan, K, Montana St.	1984-85
74	Stensrud, Mike, DT, Iowa State	1986
73	Stepanek, Joe, DT, Minnesota	1987
95	Stephens, Mac, LB, Minnesota	1991
73	Steuessie, Todd, T, California	1994-00
28	Stewart, James, RB, Miami (Fla.)	1995
95	Stewart, Mark, LB, Washington	1983-84
27	Stills, Ken, S, Wisconsin	1990
82	Stonebreaker, Steve, LB/TE, Detroit	1962-63
94	Strauthers, Thomas, DE, Jackson St.	1989-91
53	Strickland, Fred, LB, Purdue	1993
77	Stringer, Corey, T, Ohio State	1995-00
55	Studwell, Scott, LB, Illinois	1977-90
65	Sullivan, John, C, Notre Dame	2008-10
26	Summer, Charlie, CB, Wm. & Mary	1961-62
64	Sunde, Milt, G, Minnesota	1964-74
69	Sutherland, Doug, DT, Superior St.	1971-81
72	Sutton, Archie, T, Illinois	1965-67
94	Sverchek, Paul, DT, Cal-Poly SLO	1984
52	Swain, Bill, LB, Oregon	1964
29	Swain, John, CB, Miami	1981-84
67	Swalley, Dennis, C, Texas A&M	1977-83; 85-87

**TTT**

38	Tahi, Nauhauf, FB, BYU	2006-10
55	Talley, Darryl, LB, West Virginia	1996
44	Tapeh, Thomas, FB, Minnesota	2008
10	Tarkenton, Fran, QB, Georgia	1961-66; 72-78
28/83	Tate, Robert, CB/WR, Cincinnati	1997-01



**Orlando Thomas**

33	Tatman, Pete, RB, Nebraska	1967
66	Tausch, Terry, G, Texas	1982-88
29	Taylor, Chester, RB, Toledo	2006-09
90	Taylor, Eric, DE, Memphis	2005
89	Taylor, Travis, WR, Florida	2005-06
37	Teal, Willie, CB, LSU	1980-86
7	Teeter, Mike, DT, Michigan	1991
46	Tennell, Derek, TE, UCLA	1992-93
27	Thibodeaux, Keith, CB, Northwestern St.	1999-01
35	Thomas, Andre, RB, Mississippi	1987
51	Thomas, Broderick, LB, Nebraska	1995
54/55	Thomas, Dontarrious, LB, Auburn	2004-08
97	Thomas, Henry, DT, LSU	1987-94
42/43	Thomas, Orlando, S, SW Louisiana	1995-01
4	Thornton, John, DT, Cincinnati	1993
87/83	Tice, Mike, TE, Maryland	1992-93; 95
74	Tilleman, Mike, DT, Montana	1966
53	Tingelhoff, Mick, C, Nebraska	1962-78
51	Tobey, Dave, LB, Oregon	1966-67
13	Toretta, Gino, QB, Miami	1993
33	Triplet, Mel, RB, Toledo	1961-62
32	Truelove, Tony, RB, Livingston	1987
89	Truitt, Olanda, WR, Mississippi St.	1993
98/95	Tuvalo, Esera, DT, Oregon St.	1992-96
38	Tucker, Bob, TE, Bloomsburg St.	1977-80
27	Turner, John, S, Miami	1978-83; 85-87
24	Turner, Maurice, RB, Utah St.	1984-85
61	Turner, Mike, T, Louisiana St.	1987

**UUU**

95	Udeze, Kenechi, DE, USC	2004-08
53	Ulmer, Artie, LB, Valdosta St.	1997

**VVV**

15	VanderKelen, Ron, QB, Wisconsin	1963-67
32	Vanhorse, Sean, CB, Howard	1996
25	Vargo, Larry, S, Detroit	1964-65
69	Vaughn, Ruben, DT, Colorado	1980
71	Vella, John, T, USC	1984
63	Vellone, Jim, G, USC	1966-70
83	Voigt, Stu, TE, Wisconsin	1970-80

**WWW**

88	Waddy, Bill, WR, Colorado	1984
19	Wade, Bobby, WR, Arizona	2007-08
31	Wagoner, Dan, S, Kansas	1984
54	Walters, Van, LB, Indiana	1992
39	Walden, Bobby, P, Georgia	1964-67
49	Walker, Adam, RB, Carthage	1987
26	Walker, Denard, CB, LSU	2003
41	Walker, Frank, CB, Tuskegee	2010
34	Walker, Herschel, RB, Georgia	1989-91
6	Walker, Jay, QB, Howard	1996-97
93	Walker, Jimmy, DT, Arkansas	1987
25	Wallace, Jackie, CB, Arizona	1973-74
81	Walsh, Chris, WR, Stanford	1994-02
82	Walters, Troy, WR, Stanford	2000-01
72	Ward, John, G/DT, Oklahoma St.	1970-75
59	Warwick, Lonnie, LB, Tenn. Tech	1965-72
20	Washington, Dewayne, CB, N.C. State	1994-97
84	Washington, Gene, WR, Michigan St.	1967-72
80	Washington, Harry, WR, Colorado St.	1978
96	Washington, Keith, DE, UNLV	1995
14	Webb, Joe, QB, Alabama-Birmingham	2010
68	Webster, Kevin, C, Northern Iowa	1987
32	Welborne, Tripp, S, Michigan	1992
66	Welch, Thomas, T, Vanderbilt	2010
15	Wells, Mike, QB, Illinois	1973-74
40	West, Charlie, S, UTEP	1968-73
35	West, Ronnie, WR, Pittsburgh St.	1992-93
42	Westbrooks, David, DE, Howard	1990
37	Wheeler, Leonard, CB, Troy St.	1997

82	Whitaker, Danta, TE, Miss. Valley St.	1992
27	Whitaker, Ronyell, CB, Virginia Tech	2006-07
62	White, Brad, DT, Tennessee	1987
62	White, Ed, G, California	1969-77
72	White, James, DT, Oklahoma St.	1976-83
97	White, Jose, DT, Howard	1995
85	White, Sammy, WR, Grambling	1976-86
65	Whittle, Jason, C, SW Missouri St.	2006
85	Wiggins, Jermaine, TE, Georgia	2004-06
41	Wilcoits, Solomon, S, Colorado	1991
94	Wiley, Chuck, DE, LSU	2002-04
82	Williams, A.D., WR, Pacific	1961
98	Williams, Ben, DE, Minnesota	1998
29	Williams, Brian, CB, North Carolina St.	2002-05
23	Williams, Jeff, RB, Oklahoma St.	1966
58	Williams, Jimmy, LB, Nebraska	1990-91
93	Williams, Kevin, DT, Oklahoma St.	2003-10
20	Williams, Madieu, S, Maryland	2008-10
21/20	Williams, Moe, RB, Kentucky	1996-00; '02-'05
94	Williams, Pat, DT, Texas A&M	2005-10
25	Williams, Tamm, S, Stanford	2006-07
94	Williams, Tony, DT, Memphis	1997-00
44	Williams, Walt, CB, New Mexico St.	1981-82
19/82	Williamson, Troy, WR, So. Carolina	2005-07
80	Willis, Leonard, WR, Ohio State	1976
59/54	Wilson, Antonio, LB, TX A&M-Comm.	2000-02
27	Wilson, Brett, RB, Illinois	1987
24	Wilson, David, S, California	1992
24	Wilson, Tom, RB, no college	1963
11	Wilson, Wade, QB, East Texas St.	1981-91
45	Wilson, Wayne, RB, Shepherd	1986
26	Winfield, Antoine, CB, Ohio St.	2004-10
36	Winfrey, Carl, LB, Wisconsin	1971
60	Winston, Roy, LB, LSU	1962-76
29	Wise, Phil, S, Nebraska-Omaha	1977-79
79	Wise, Jerry, T, Notre Dame	2001
60	Withrow, Cory, C, Washington St.	1999-05
44	Wofford, James, RB, UNLV	2002
73	Wofford, Craig, G, Syracuse	1980-91
33	Womack, Jeff, RB, Memphis St.	1997
52	Wood, Kallee, LB, Stanford	1998-01
5	Wood, Mike, P, Missouri State	1996
35	Word, Barry, RB, Virginia	1993
29	Worthing, Shawn, DT, TCU	2001
59	Wright, Fearon, LB, Rhode Island	2001
22	Wright, Felix, S, Drake	1991-92
23	Wright, Jeff, S, Minnesota	1971-78
20	Wright, Kenny, CB, Northwestern St.	1999-01
47	Wright, Nate, CB, San Diego St.	1971-80
93	Wynns, Ellis, DT, Mississippi St.	2008
3	Wynn, Spurgeon, QB, SW Texas St.	2001

**YYY**

91	Yakovonis, Ray, DT, E. Stroudsburg	1980-83
73	Yar, Ron, T, USC	1968-81
55	Yates, Max, LB, Marshall	2003-04
34	Young, Albert, RB, Iowa	2009-10
44	Young, Jim, RB, Queens Ontario	1965-66
74	Young, Rickey, RB, Jackson St.	1978-83
42	Youso, Frank, T, Minnesota	1961-62

**ZZZ**

51	Zimmerman, Godfrey, C, LSU	1971-73
65	Zaunbrecher, Gary, T, Oregon	1986-92

# VIKINGS ALL-TIME GAMES PLAYED/STARTED

Player	Pos.	Years	Regular Season Games	
			Played	Started
Jim Marshall	DE	1961-79	270	270
Mick Tingelhoff	C	1962-78	240	240
Fred Cox	K	1963-77	210	0
Carl Eller	DE	1964-78	209	201
Scott Studwell	LB	1977-90	202	160
Ron Yary	T	1968-81	199	180
Grady Alderman	T	1961-74	194	178
Randall McDaniel	G	1988-99	190	188
Roy Winston	LB	1962-76	190	160
Tim Irwin	T	1981-93	188	181
Cris Carter	WR	1990-01	188	177
Bill Brown	RB	1962-74	180	111
Steve Jordan	TE	1982-94	178	149
Fran Tarkenton	QB	1961-66, '72-'78	177	171
John Randle	DT	1990-00	176	150
Paul Krause	S	1968-79	171	150
Carl Lee	CB	1983-93	169	144
<b>Jim Kleinsasser</b>	<b>TE</b>	<b>1999-10</b>	<b>165</b>	<b>119</b>
Alan Page	DT	1967-78	163	160
Matt Blair	LB	1974-85	160	130
Bobby Bryant	CB	1968-80	160	128
Fred McNeill	LB	1974-85	157	121
Wally Hilgenberg	LB	1968-79	157	116
Jeff Siemon	LB	1972-82	156	149
Chris Doleman	DE	1985-93, '99	154	142
David Dixon	G	1994-04	152	134
Mark Mullaney	DE	1975-87	151	97
Matt Birk	C	1998-08	146	123
Milt Sunde	G	1964-74	146	113
Mike Morris	LS	1991-99	144	0
Ed Sharockman	CB	1961-72	141	126
Leo Lewis	WR	1981-91	140	150
Dennis Swilley	C	1977-83, '85-'87	139	101
Steve Riley	T	1974-84	138	128
Joey Browner	S	1983-91	138	115
Gary Larsen	DT	1965-74	136	115
Doug Sutherland	DT	1971-80	136	90
Dave Osborn	RB	1965-75	135	69
Jake Reed	WR	1991-99, '01	134	83
Chris Walsh	WR	1994-02	134	4
Anthony Carter	WR	1985-93	133	126
<b>Bryant McKinnie</b>	<b>T</b>	<b>2002-10</b>	<b>132</b>	<b>131</b>
Karl Kasulke	S	1963-72	131	117
Stu Voigt	TE	1970-80	131	80
Greg Coleman	P	1878-87	130	0

Darrin Nelson	RB	1982-89, '91-'92	129	67
Paul Dickson	DT	1961-70	128	83
Sammy White	WR	1976-86	127	117
Tommy Kramer	QB	1977-89	127	110
David Huffman	OL	1979-83, '85-'90	127	22
<b>Kevin Williams</b>	<b>DT</b>	<b>2003-10</b>	<b>126</b>	<b>126</b>
Doug Martin	DE	1980-89	126	94
Nate Martin	CB	1971-80	126	89
Ed McDaniel	LB	1992-01	125	110
Ed White	G	1969-77	122	95
Wes Hamilton	G	1976-85	119	93
Robert Griffith	S	1994-01	119	88
Henry Thomas	DT	1987-94	118	117
Tommy Hannon	S	1977-84	117	103
Moe Williams	RB	1996-00, '02-'05	117	10
James White	DT	1976-83	116	77
Kirk Lodermilk	C	1985-92	114	86
Randy Moss	WR	1998-04, '10	113	108
<b>Cullen Loeffler</b>	<b>LS</b>	<b>2004-10</b>	<b>112</b>	<b>0</b>
Todd Stuessie	T	1994-00	111	111
Jim Hough	G	1978-86	111	78
<b>E.J. Henderson</b>	<b>LB</b>	<b>2003-10</b>	<b>109</b>	<b>91</b>
Gary Zimmerman	T	1986-92	108	108
Alfred Anderson	RB	1984-91	108	71
Everett Lindsay	OL	1993-98, '01-'03	104	31
Ted Brown	RB	1979-86	103	73
John Turner	DB	1978-83, '85, '87	103	70
Randy Holloway	DE	1978-84	103	31
Jeff Christy	C	1993-99	101	92
Hassan Jones	WR	1986-92	100	55
Harold Morrow	RB	1996-02	98	95
Ahmad Rashad	WR	1976-82	98	95
<b>Antoine Winfield</b>	<b>CB</b>	<b>2004-10</b>	<b>98</b>	<b>95</b>
Orlando Thomas	S	1995-01	98	87
Robert Smith	RB	1993-00	98	72
Charles Goodrum	G	1973-79	97	74
<b>Chris Kluge</b>	<b>P</b>	<b>2005-10</b>	<b>95</b>	<b>0</b>
Brent McClanahan	RB	1973-80	95	20
Chuck Foreman	WR	1973-79	94	84
Korey Stringer	T	1995-00	93	91
Chris Livienski	G	1998-05	93	74
<b>Pat Williams</b>	<b>DT</b>	<b>2005-10</b>	<b>93</b>	<b>93</b>
Larry Bowie	G	1962-68	92	81
Lonnie Warwick	LB	1965-72	91	84

# VIKINGS ALL-TIME GAMES STARTED BY ROOKIES

Player	Pos.	Year	Acquired	Starts
Gary Zimmerman	T	1986	FA (USFL)	16
Todd Stuessie	T	1994	D1a (19)	16
Dewayne Washington	CB	1994	D1a (18)	16
<b>Kevin Williams</b>	<b>DE</b>	<b>2003</b>	<b>D1 (9)</b>	<b>16</b>
Anthony Carter	WR	1985	FA (USFL)	16
Randall McDaniel	G	1988	D1 (19)	15
Korey Stringer	T	1995	D1b (24)	15
Kenechi Udeze	DE	2004	D1 (20)	15
<b>Phil Loadholt</b>	<b>T</b>	<b>2009</b>	<b>D2 (54)</b>	<b>15</b>
Mick Tingelhoff	C	1962	FA	14
Paul Flatley	WR	1963	D4 (44)	14
Carl Eller	DE	1964	D1 (6)	14
Sammy White	WR	1976	D2 (54)	14
Alfred Anderson	RB	1984	D3 (67)	14
Tim Newton	DT	1985	D6 (164)	14
Jackie Wallace	CB	1973	D2 (34)	13
Chris Doleman	LB	1985	D1b (4)	13
Chris Hovan	DT	2000	D1 (26)	13
Michael Bennett	RB	2001	D1 (27)	13
Henry Thomas	DT	1987	D3 (72)	12
Everett Lindsay	OL	1993	D5 (133)	12
Andrew Jordan	TE	1994	D6 (179)	12
Derrick Alexander	DE	1995	D1a (11)	12
Kenny Wright	CB	1999	D4a (120)	12
Rip Hawkins	LB	1961	D2 (15)	11
Joe Kapp	QB	1967	FA (CFL)	11
Alan Page	DT	1967	D1c (15)	11
Frank Myers	T	1978	FA	11
Orlando Thomas	S	1995	D2a (42)	11
Randy Moss	WR	1998	D1 (21)	11
Eric Kelly	CB	2001	D3 (69)	11
Nick Rogers	LB	2002	D6 (177)	11
Chuck Foreman	RB	1973	D1 (12)	10
Corey Fuller	CB	1995	D2b (55)	10
Doug Davis	T	1966	D5a (72)	9
Ted Brown	RB	1979	D1 (16)	9
Brent Boyd	G	1980	D3 (68)	9
Nate Burleson	WR	2003	D3 (71)	9
Erasmus James	DE	2005	D1 (18)	9
<b>Adrian Peterson</b>	<b>RB</b>	<b>2007</b>	<b>D1 (7)</b>	<b>9</b>
Marcus McCauley	CB	2007	D3 (72)	9

Fran Tarkenton	QB	1961	D3 (29)	8
Chuck Lamson	S	1962	D4 (43)	8
Lee Calland	CB	1963	FA	8
Hal Bedsole	TE	1964	D2 (19)	8
Jeff Siemon	LB	1972	D1 (10)	8
Wymon Henderson	CB	1987	FA	8
Marcus Johnson	T	2005	D2 (49)	8
Ray Poage	WR	1963	D3 (31)	7
<b>Bryant McKinnie</b>	<b>T</b>	<b>2002</b>	<b>D1 (7)</b>	<b>7</b>
Brian Williams	CB	2002	D4a (105)	7
Nat Dorsey	T	2004	D4a (115)	7
Spencer Johnson	DT	2004	FA	7
<b>Cedric Griffin</b>	<b>CB</b>	<b>2006</b>	<b>D2a (48)</b>	<b>7</b>
<b>Tyrell Johnson</b>	<b>S</b>	<b>2008</b>	<b>D2 (7)</b>	<b>7</b>
<b>Percy Harvin</b>	<b>WR</b>	<b>2009</b>	<b>D1 (22)</b>	<b>7</b>
Gordon Smith	TE	1961	FA	6
Jim Vellone	G	1966	FA	6
Ed Marinaro	RB	1972	D2 (50)	6
Matt Blair	LB	1974	D2b (51)	6
Hassan Jones	WR	1986	D5 (120)	6
Brad Edwards	S	1988	D2 (54)	6
Hunter Goodwin	TE	1996	D4 (97)	6
<b>Jim Kleinsasser</b>	<b>FB</b>	<b>1999</b>	<b>D2 (44)</b>	<b>6</b>
Tyrene Carter	S	2000	D4b (118)	6
Willie Offord	S	2002	D3 (70)	6
Karl Kasulke	S	1963	FA	5
Keith Millard	DT	1984	D1 (13)	5
Dontarrious Thomas	LB	2004	D2 (48)	5
<b>Brian Robison</b>	<b>DE</b>	<b>2007</b>	<b>D4 (102)</b>	<b>5</b>
<b>Chris DeGeare</b>	<b>G</b>	<b>2010</b>	<b>D5a (16)</b>	<b>5</b>
<b>Chris Cook</b>	<b>CB</b>	<b>2010</b>	<b>D2a (34)</b>	<b>5</b>

**BOLD** denotes players currently on the roster

KICKOFF  
EXECUTIVES  
STAFF  
COACHES  
PLAYERS  
ROOKIES  
2010 SEASON  
RECORDS  
PLAYOFF RECORDS  
HISTORY  
EXTRA POINTS

# VIKINGS ALL-TIME DRAFTS

## 1961 (Drafted 1st)

- 1. TOMMY MASON** (1st overall), RB, Tulane
- 2. RIP HAWKINS** (15), LB, North Carolina
- 3. FRAN TARKENTON** (29), QB, Georgia
- 4. CHUCK LAMSON** (43), DB, Wyoming
- 5. ED SHAROCKMAN** (57), DB, Pittsburgh
- 6. GERALD BURCH** (71), WR, Georgia
- 7. ALLEN FERRIE** (85), WR, Wagner
- 8. PAUL LINDQUIST** (99), T, New Hampshire
- 9. DAN SHEEHAN** (113), T, Tenn.-Chattanooga
- 10. DOUG MAYBERRY** (127), RB, Utah
- 11. JERRY MAYS** (141), T, SMU
- 12. STEVE STONERBREAKER** (155), LB, Detroit
- 13. RAYMOND HAYS** (169), RB, Cent. Oklahoma
- 14. KEN PETERSON** (183), T, Utah
- 15. MIKE MERCER** (197), K, Arizona State
- 16. TED KARPOWICZ** (211), RB, Detroit
- 17. WILLIE JONES** (225), RB, Purdue
- 18. BOB VOIGHT** (239), T, Los Angeles State
- 19. BILL HILL** (253), RB, Presbyterian
- 20. MIKE McFARLAND** (267), QB, Western Illinois

## 1962 (Drafted 2nd)

- NO CHOICE, traded to New York for George Shaw.
- NO CHOICE, traded, along with 11th rounder, to Cleveland for Jim Prestel, Jim Marshall, Dick Grecni, Jamie Caleb, Billy Gault and Paul Dickson.
- BILL MILLER** (30), WR, Miami
- ROY WINSTON** (45), LB, LSU
- NO CHOICE, traded to New York for Mel Triplett, Bob Schnelker, and B. Schmidt.
- LARRY BOWIE** (73), G, Purdue
- NO CHOICE, traded to Philadelphia in Jerry Reichow trade.
- PAUL WHITE** (101), RB, Buffalo
- MARSHALL SHIRK** (114), T, UCLA
- NO CHOICE, traded to Cleveland for Bob Denton.
- NO CHOICE, traded to Cleveland along with 2nd rounder in 1962.
- GARY FALLON** (157), RB, Syracuse
- ROGER VAN CLEEF** (170), T, SW Oklahoma
- PAT RUSS** (185), T, Purdue
- LARRY GUILFORD** (198), RB, Pacific
- JOHN CONTOLUIS** (213), T, Connecticut
- RON STALEY** (225), WR, Wisconsin
- JUNIOR HAWTHORNE** (241), T, Kentucky
- TOMMY WINTER** (254), RB, Baylor
- TERRY CAGAANEN** (269), RB, Utah State

## 1963 (Drafted 3rd)

- JIM DUNAWAY** (3), DT, Mississippi State
- BOBBY BELL** (16), LB, Minnesota
- RAY POAGE** (31), WR, Texas
- PAUL FLATLEY** (44), WR, Northwestern
- GARY KALTENBACH** (59), G, Pittsburgh
- NO CHOICE, traded to Cleveland for T. Frutkauer, F. Cox, T. Ferguson and E. Linden.
- NO CHOICE, traded to New York for Jim Leo.
- JIM O'MAHONEY** (100), LB, Miami
- BOB HOOVER** (115), RB, Florida
- TERRY KOSENS** (128), RB, Hofstra
- JOHN CAMPBELL** (143), LB, Minnesota
- JOHN SKLOPAN** (156), RB, Southern Miss.
- DAVE O'BRIEN** (171), G, Boston College
- RALPH FERRISI** (184), SB, Conn. St.
- JOHN MURIO** (199), WR, Whitworth
- REX MIRICH** (212), T, Arizona, St.-Flagstaff
- TOM MUNSEY** (227), RB, Concordia
- TOM McINTYRE** (240), T, St. John's
- FRANK HORVATH** (255), RB, Youngstown
- MALLON KENT** (268), QB, Auburn

## 1964 (Drafted 6th)

- CARL ELLER** (6), DE, Minnesota
- HAL BEDSOLE** (19), TE, USC
- GEORGE ROSE** (34), DB, Auburn
- (A) NO CHOICE, traded to Chicago for Bill Brown.
- (B) TOM KEATINGE (53), T, Michigan, from N.Y. Giants as part of Hugh McElhenney trade.
- JOHN KIRBY** (62), LB, Nebraska
- BOB LACEY** (75), WR, North Carolina
- WES BRYANT** (90), T, Arkansas
- BILL McWATTERS** (103), RB, North Texas St.
- DARRELL LESTER** (118), RB, McNeese
- NO CHOICE, traded to L.A. Rams for Tom Wilson.
- H.O. ESTES** (146), G, East Central Okla.
- WALTER SANDS** (159), WR, Texas
- RUSS VOLLMER** (174), DB, Memphis St.
- TOM MICHEL** (187), RB, East Carolina
- MONTÉ KIFFIN** (202), T, Nebraska
- CARLTON OATES** (215), DE, Florida A&M
- JERRY McCLURG** (230), DE, Colorado
- CHARL RABOLSON** (243), DT, Prairie View

- DICK SCHOTT** (258), DE, Louisville
- MILT SUNDE** (271), G, Minnesota

## 1965 (Drafted 8th)

- JACK SNOW** (8), WR, Notre Dame
- (A) ARCHIE SUTTON** (15), T, Illinois, from N.Y. Giants as part of the Hugh McElhenney trade.
- (B) LANCE RENTZEL** (23), RB, Oklahoma
- NO CHOICE, traded to Pittsburgh for Bob Ferguson.
- (A) **JIM WHALEN** (51), WR, Boston Coll.
- (B) **JIM HARRIS** (55), DT, Utah State, from Cleveland for Mike Bunda.
- NO CHOICE, traded to Detroit for Tom Hall and Bruce Zellmer.
- JIM GRISHAM** (79), RB, Oklahoma
- NO CHOICE, traded to Detroit for Mike Bunda and Larry Vargo.
- (A) **JOHN HANKINSON** (100), QB, Minnesota, from San Francisco for Roy Williams.
- (B) JEFF JORDAN** (107), DB, Tulsa
- FRANK McLENDON** (120), DT, Alabama
- JOHNNY SCHWEIGER** (135), T, Superior St.
- JERRY THOMAS** (148), WR, USC
- MIKE TILLEMAN** (163), DT, Montana
- DAVE OSBORN** (176), RB, North Dakota
- MAX LETZDOW** (191), DE, Idaho
- PHIL MORGAN** (204), RB, East Tenn.
- PAUL LABINSKI** (219), DT, St. John's
- VERAN SMITH** (232), LB, Utah State
- ELLISAR KOTITE** (247), WR, Wagner
- RICHARD JOHNSON** (260), RB, SE Louisiana
- COSMO IACAVAZZI** (275), RB, Princeton

## 1966 (Drafted 7th)

- JERRY SHAY** (7), DT, Purdue
- JIM HINSEY** (27), RB, Arkansas
- DON HANSEN** (42), LB, Illinois
- RON ACKS** (57), DB, Illinois
- (A) DOUG DAVIS** (72), T, Kentucky
- (B) **BOB HALL** (76), DB, Brown, from Chicago for Palmer Pyle.
- (A) **WIBER AYLOR** (83), T, S.W. Texas St., from N.Y. Giants for Bill Swain.
- (B) NO CHOICE, traded to Detroit for Mike Bunda and Larry Vargo.
- BOB MEERS** (106), WR, Massachusetts
- NO CHOICE, traded to Baltimore for the rights to Larry Kramer.
- RON GREEN** (134), WR, North Dakota
- NO CHOICE, traded to Detroit for Gary Lowe.
- STAN QUINTANA** (162), DB, New Mexico
- BOB PETRELLA** (181), DB, Tennessee
- LARRY MARTIN** (195), T, San Diego St.
- HOWARD TWILLEY** (209), WR, Tulsa
- HUGH WRIGHT** (223), RB, Adams State
- JIM WILLIAMS** (237), DB, Arkansas
- MONROE BEARD** (256), WR, Virginia Union
- DALE GRECO** (270), T, Illinois
- JESSE STOKES** (284), DB, Corpus Christi
- NO CHOICE, traded to Philadelphia for Billy Ray Barnes.

## 1967 (Drafted Alternately 8th and 7th)

- (A) CLINTON JONES** (2), RB, Michigan State, from NY Giants as part of the Tarkenton trade.
- (B) GENE WASHINGTON** (8), WR, Michigan State
- (C) ALAN PAGE** (15), DT, Notre Dame, Choice from L.A. Rams for Hal Bedsole, Tommy Mason and 2nd round draft choice in 1967.
- BOB GRIM** (28), WR, Oregon State, Choice from N.Y. Giants.
- NO CHOICE, traded to LA Rams.
- EARL DENNY** (61), RB, Missouri
- ALVIN COLEMAN** (87), DB, Tenn. Agri
- KEN LAST** (115), WR, Minnesota
- NO CHOICE, traded to Pittsburgh for Phil King.
- BOBBY BRYANT** (167), DB, South Carolina
- NO CHOICE, traded to Pittsburgh for Dave Tobey.
- JOHN BEASLEY** (197), TE, California, Choice from Washington.
- PETE MORRIS** (219), G, Holy Cross
- BILL TATTAM** (244), RB, Nebraska
- BOB TRYGSTAD** (271), DT, Washington St.
- FRED CREMER** (296), DT, St. John's
- CHARLES HARDT** (323), DB, Tulsa
- JIM HARGROVE** (348), LB, Howard Payne
- JAMES SHEA** (375), DB, E. New Mexico
- GENE BEARD** (400), DB, Virginia Union
- DICK WAGONER** (427), DB, Bowling Green

## 1968 (Drafted 6th)

- (A) RON YARY** (1), T, USC, Choice from N.Y.

- Giants as part of Tarkenton trade.
- (B) NO CHOICE, traded to New Orleans for Gary Cuozzo.
- CHARLIE WEST** (33), DB, Texas-El Paso
- (A) NO CHOICE, traded to Pittsburgh for Brady Keys.
- (B) MIKE McGILL** (76), LB, Notre Dame, Choice from Dallas for Lance Rentzel.
- MIKE FREEMAN** (89), DB, Fresno State
- (A) NO CHOICE, traded to Washington for Bob Breitenstein.
- BOB GOODRIDGE** (144), WR, Vanderbilt
- (A) OSCAR REED** (167), RB, Colorado State, Choice from Atlanta for Ron VanderKelen.
- (B) **LENNY SNOW** (171), RB, Georgia Tech
- HANK URANDORICH** (198), DT, Miami
- MIKE DONOHUE** (225), TE, San Francisco
- TOM SAKAL** (250), DB, Minnesota
- BILL HAAS** (279), RB, Omaha
- HOWIE SMALL** (308), C, Rhode Island
- DICK WHEERRY** (333), WR, Northern St.
- ED EVANS** (360), T, Arkansas AMGN
- JIM HAYNIE** (387), QB, West Chester St.
- LARRY KUHARICH** (414), DB, Boston Coll.
- (A) **BOB LEE** (441), QB, Pacific
- (B) **BILL HULL** (445), G, Tennessee Tech, Choice from Detroit.

## 1969 (Drafted 17th)

- NO CHOICE, traded to New Orleans for Gary Cuozzo.
- (A) ED WHITE** (39), G, California, Choice from N.Y. Giants as a part of Tarkenton trade.
- (B) **WOLLY MURPHY** (43), WR, UTEP
- NO CHOICE, traded to Philadelphia for Phil King.
- MIKE McCAFFREY** (95), LB, California
- (A) **JIM BARNES** (106), G, Arkansas, Choice from Atlanta for Ron VanderKelen.
- (B) **MIKE O'SHEA** (112), WR, Utah State, Choice from Pittsburgh for Bobby Walden.
- (C) **CORNY DAVIS** (121), RB, Kansas St.
- MARION BATES** (148), DB, Tex. Southern
- NO CHOICE, traded to Washington along with Marlin McKeever for Paul Krause.
- HARRISON WOOD** (199), WR, Washington
- TOM FINK** (225), G, Minnesota
- TOM McCAULEY** (253), WR, Wisconsin
- BRIAN DOWLING** (277), QB, Yale
- NOEL JENKE** (303), LB, Minnesota
- JIM MOYLAN** (329), DT, Texas Tech
- NO CHOICE**, traded to Chicago for S.W. Texas St.
- EUGENE MOSLEY** (381), TE, Jackson St.
- NO CHOICE, traded to Detroit for 17th choice in 1968.
- WENDELL HOUSLEY** (433), DB, Texas A&M

## 1970 (Drafted 25th)

- JOHN WARD** (25), T, Oklahoma State
- BILL CAPPLEMAN** (51), QB, Florida St.
- CHUCK BURGOON** (77), LB, North Park
- NO CHOICE, traded to New Orleans for Kent Kramer.
- GREG JONES** (129), RB, UCLA
- NO CHOICE, traded to Pittsburgh for Tony Jeter.
- HAP BARBER** (181), LB, Mississippi
- MIKE CARROLL** (206), G, Missouri
- GEORGE MORROW** (233), DE, Mississippi
- STU VOIGT** (262), TE, Wisconsin
- GODFREY ZAUNBRECHER** (286), C, LSU
- JAMES HOLLAND** (311), DB, Jackson St.
- ROBERT PEARCE** (337), DB, S.F. Austin
- TOM SPINKS** (363), WR, Louisiana Tech
- BENNIE FERANIS** (388), DE, Chadron
- BRUCE CERONE** (417), WR, Emporia St.
- BRIAN HEALY** (441), DB, Michigan

## 1971 (Drafted 24th)

- LEO HAYDEN** (24), RB, Ohio State
- NO CHOICE, traded to Philadelphia as part of Norm Sneed trade.
- EDDIE HACKETT** (76), WR, Alcorn A&M
- VINCE CLEMENTS** (102), RB, Connecticut
- NO CHOICE, Choice traded to Pittsburgh for Kent Nix.
- NO CHOICE, traded to Philadelphia for Norm Sneed.
- GENE MACK** (180), LB, Texas-El Paso
- JOHN FARLEY** (208), DE, J.C. Smith
- TIM SULLIVAN** (232), RB, Iowa
- CHRIS MORRIS** (258), G, Indiana
- MIKE WALKER** (284), LB, Tulane
- REGLIE HOLMES** (310), DB, Stout State
- BENNY FRY** (336), G, Houston

14. JIM GALLAGHER (362), LB, Yale
15. **JEFF WRIGHT** (388), DB, Minnesota
16. GREG EDMONDS (413), WR, Penn State
17. KEN DUNCAN (439), P, Tulsa

**1972 (Drafted 24th)**

1. (A) **JEFF SIEMON** (110), LB, Stanford. Choice from New England for Joe Kapp.
1. (B) NO CHOICE, traded to NY Giants as a part of Tarikenton trade.
2. **ED MARINON** (50), RB, Cornell
3. (A) **BART BUETOW** (59), T, Minnesota. Choice from Green Bay for the rights to Z. Bratkowski.
3. (B) NO CHOICE, traded to Philadelphia as part of the Norm Sneed trade.
4. NO CHOICE, traded to Denver for Al Denson.
5. NO CHOICE, traded to LA Rams for Ted Provost.
6. **AMOS MARTIN** (154), LB, Louisville
7. BILL SLATER (187), DE, Western Michigan
8. **CALVIN DEMERY** (206), WR, Arizona St.
9. **CHARLES GOODRUM** (232), G, Florida A&M
10. WILLIE ALDRIDGE (258), RB, South Carolina St.
11. WILLIE MCKELTON (284), DB, Southern
12. BOB BANAUUGH (310), DB, Montana St.
13. FRANKLIN ROBERTS (336), RB, Alcorn A&M
14. MARV OWENS (361), RB, San Diego St.
15. MIKE SIVERT (388), G, East Tennessee St.
16. NEIL CRAFF (414), DB, Wisconsin
17. DICK SCHMALZ (440), WR, Auburn

**1973 (Drafted Alternately 12th, 13th, 14th)**

1. **CHUCK FOREMAN** (72), RB, Miami
1. (A) **JACKIE WALLACE** (34), DB, Arizona. Choice from St. Louis in John Gilliam for Gary Cuzzoo trade.
2. (B) NO CHOICE, traded to NY Giants as a part of Tarikenton trade.
3. **JIM LASH** (65), WR, Northwestern
4. (A) **MIKE WELLS** (80), QB, Illinois. Choice from Philadelphia in Bill Cagleman trade.
4. (B) NO CHOICE, traded to Kansas City for Mike Eischied.
5. **BRENT MCCLANAHAN** (118), RB, Arizona St.
6. (A) **DOUG KINGSRITER** (139), TE, Minnesota. Choice from New Orleans along with 1974 4th choice for Bob Brown.
6. (B) FRED ABBOTT (143), LB, Florida
7. JOSH BROWN (168), RB, S.W. Texas St.
8. CRAIG DARLING (196), T, Iowa
9. LARRY DIBBLES (221), DE, New Mexico
10. (A) RANDY LEE (236), P, Tulane. Choice from Philadelphia for Bill Cody.
10. (B) DAVE MASON (246), DB, Nebraska
11. GEARY MURDOCK (274), T, Iowa State
12. ALAN SPENCER (299), WR, Pittsburg St.
13. RON JUST (324), G, Minot State
14. EDDIE BISHOP (352), DB, Southern
15. TONY CHANDLER (377), RB, Missouri Valley
16. LARRY SMILEY (402), DE, Texas Southern
17. DAVE WINFIELD (429), TE, Minnesota

**1974 (Drafted 25th)**

1. (A) **FRED McNEILL** (17), LB, UCLA. Choice from Atlanta along with Bob Berry for Bob Lee and Lonnie Warwick.
1. (B) **STEVE RILEY** (25), T, USC
2. (A) **JOHN HOLLAND** (29), WR, Tennessee State. Choice from San Diego along with 3rd choice for C. Jones and C. Gersbach.
2. (B) **MATT BLAIR** (51), LB, Iowa State
3. (A) **STEVE CRAIG** (64), TE, Northwestern. Choice from San Diego.
3. (B) **SCOTT ANDERSON** (77), C, Missouri
4. (A) **MIKE TOWNSEND** (86), DB, Notre Dame. Choice from New Orleans as part of Bob Brown trade.
4. (B) NO CHOICE, traded to Cincinnati for Steve Lawson.
5. (A) **JAMES FERGUSON** (120), DB, Stanford. Choice from Denver along with Rod Sherman for Gene Washington.
5. (B) NO CHOICE, Choice from Los Angeles for Charles Stukes. Choice traded to Philadelphia for Ron Porter.
5. (C) Choice traded to Baltimore for Charles Stukes in 1973.
6. **MARK KELLAR** (155), RB, No. Illinois
7. FRED TABRON (181), RB, S.W. Missouri
8. BERN SIMMONS (207), K, TCU
9. **SAM McCULLUM** (232), WR, Montana St.
10. BARRY REED (259), RB, Peru State
11. **DAVID BOONE** (285), DE, E. Michigan
12. **RANDY POLTL** (311), DB, Stanford
13. GARY KELLER (337), DT, Utah

14. ALAN DIXON (363), RB, Harding
15. KURT WACHTLER (389), DT, St. John's
16. JOHN GOEBEL (415), RB, St. Thomas
17. EARL GARRETT (441), DB, Boston State

**1975 (Drafted 25th)**

1. **MARK MULLANEY** (25), DE, Colorado St.
2. ART RILEY (52), DT, USC
3. NO CHOICE, traded to New Orleans for Andy Maurer
4. (A) HAROLD HENSON (89), RB, Ohio St. Choice from Detroit for Charlie West.
4. (B) BRUCE ADAMS (103), WR, Kansas
5. **ROBERT MILLER** (129), RB, Kansas
6. BUBBA BROUSSARD (155), LB, Houston
7. HENRY GREENE (181), RB, Southern
8. JOE HOLLIMON (207), DB, Arkansas St.
9. JOHN PAssANANTI (233), G, W. Illinois
10. **NEIL CLABO** (258), P, Tennessee
11. KEI SPENCER (285), RB, Utah
12. **ITRUY BEANON** (311), DB, East Texas St.
13. **WILLIE HUD** (336), WR, Michigan State
14. MIKE STRICKLAND (363), RB, E. Michigan
15. OLLIE BAKKEN (388), LB, Minnesota
16. TOM GOEDJEN (414), K, Iowa State
17. ADOLPH BELLIZIARE (441), RB, Penn St.

**1976 (Drafted Alternately 25th and 26th)**

1. **JAMES WHITE** (25), DT, Oklahoma State
2. **SAMMY WHITE** (54), WR, Grambling
3. **WES HAMILTON** (85), G, Tulsa
4. **LEONARD WILLIS** (118), WR, Ohio State
5. (A) STEVE WAGNER (133), DB, Wisconsin. Choice from Atlanta for Oscar Reed.
5. (B) KEITH BARNETTE (150), RB, Boston Coll.
6. TERRY EGERDAHL (180), WR/DB, Minnesota-Duluth
7. **LARRY BRUNE** (206), DB, Rice
8. NO CHOICE, traded to New England along with 6th choice in 1977 for Doug Dumler.
9. ISAAC HAGINS (262), WR/R, Southern
10. BILL SALMON (289), QB, Northern Iowa
11. STEVE KRACHER (318), RB, Montana St.
12. ROBERT SPARKS (345), DB, San Francisco St.
13. GARY PAULSON (372), DE, Colorado St.
14. JEFF STAPLETON (401), T, Purdue
15. **RON GROCE** (428), RB, Maraclester
16. RANDY HICKEL (457), DB, Montana St.
17. DICK LUKOWSKI (484), DT, West Virginia

**1977 (Drafted 27th)**

1. **TOMMY KRAMER** (27), QB, Rice
2. **DENNIS SWILLEY** (55), G, Texas A&M
3. **TOM HANNON** (83), S, Michigan State
4. NO CHOICE, traded to Seattle along with Bob Lurtsema for Ahmad Rashad.
5. KEN MOORE (138), TE, Northern Illinois
6. NO CHOICE, traded to New England for Doug Dumler.
7. NO CHOICE, traded to Cincinnati for Orlando Nelson.
8. CLINT STROZIER (222), S, USC
9. **SCOTT STUDWELL** (250), LB, Illinois
10. DAN BEAVER (278), K, Illinois
11. KEITH HERTWIG (306), WR, Arizona
12. JIM KELLEHER (335), RB, Colorado

**1978 (Drafted Alternately 21st, 20th, 24th, 23rd, 22nd)**

1. **RANDY HOLLOWAY** (21), DE, Pittsburgh
2. **JOHN WALTON** (48), CB, Miami
3. **WHIP TURNER** (75), LB, San Diego St.
4. **JIM HOUGH** (100), C, Utah State
5. NO CHOICE, traded to the NY Giants for Bob Tucker.
6. NO CHOICE, traded to San Francisco for Nate Allen.
7. NO CHOICE, traded to Philadelphia for Bill Bradley.
8. **MIKE WOOD** (204), K, S.E. Missouri. Choice from Seattle for Amos Martin and Autry Beason.
8. NO CHOICE, traded to NY Jets for Phil Wise in 1977.
9. MIKE DEUTSCH (240), P, Colorado St.
10. HUGHIE SHAW (272), RB, Texas A&I
11. RON HARRIS (299), RB, Colorado St.
12. JEFF MORROW (326), T, Minnesota

**1979 (Drafted Alternately 16th and 17th)**

1. **TED BROWN** (16), RB, North Carolina St.
2. **DAVE HUFFMAN** (43), C, Notre Dame
3. Forfeited
4. **STEVE DILS** (97), QB, Stanford
5. JERRY METER (129), LB, Michigan

6. **JOE SENSER** (152), TE, West Chester St.
7. BOB WINCKEL (181), DT, Kentucky
8. NO CHOICE, traded to Baltimore for Frank Myers.
9. BILLY DIGGS (236), WR, Winston-Salem
10. NO CHOICE, traded to NY Jets for Phil Wise.
11. BRIAN NELSON (291), WR, Texas Tech
12. DAVID STEPHENS (317), LB, Kentucky

**1980 (Drafted Alternately 9th, 10th, 11th)**

1. **DOUG MARTIN** (9), DT, Washington
1. (A) **WILLIE TEAL** (30), CB, LSU. Choice from San Francisco for 2nd and 3rd choice in 1980.
1. (B) NO CHOICE, traded to San Francisco for 2nd rounder in 1980.
3. (A) NO CHOICE, traded to San Francisco for 2nd rounder in 1980.
3. (B) **BRENT BYRD** (68), G/C, UCLA. Choice from New Orleans in Steve Riley trade.
4. **DENNIS JOHNSON** (92), LB, USC
5. (A) **DOUG PASCHAL** (121), RB, North Carolina
5. (B) PAUL JONES (122), RB, California, from New Orleans in Steve Riley trade.
6. **RAY YAKOVONS** (148), DE, East Stroudsburg St.
7. **HENRY JOHNSON** (148), DE, Georgia Tech
8. NO CHOICE, traded along with Carl Eller to Seattle for Steve Niehaus.
9. DENNIS MOSLEY (232), RB/WR, Iowa
10. KEN BROWN (258), WR/R, Nebraska
11. **SAM HARRELL** (288), RB, East Carolina
12. THOMAS LANE (315), S, Florida A&M

**1981 (Drafted Alternately 18th, 17th, 16th)**

1. NO CHOICE, traded to Baltimore for two 2nd and a 5th round choice in 1981.
1. (A) **MARDYE MCDOLE** (39), WR, Mississippi. Choice from Baltimore for 1st choice in 1981.
2. (B) **ROBIN SENDLINE** (45), LB, Texas
3. (C) **JARVIS REDWINE** (52), RB, Nebraska. Choice from Baltimore.
3. NO CHOICE, to New Orleans in Steve Riley trade.
4. **TIM IRWIN** (74), T, Tennessee. Choice from New England for Chuck Foreman.
4. **JOHN SWAIN** (101), DB, Miami (Fla.)
5. **WENDELL RAY** (123), DE, Missouri. Choice from Baltimore.
5. NO CHOICE, traded to New Orleans in Steve Riley trade.
7. DON SHAVER (184), RB, Kutztown St.
7. **DAVE WILSON** (210), QB/P, East Texas St.
9. NO CHOICE, traded to Seattle for Nick Bebout.
10. JAMES MURPHY (266), WR, Utah State
11. **WILLIAM STEPHANOS** (293), T, Boston Coll.
12. BRIAN WILLIAMS (320), TE, Southern

**1982 (Drafted Alternately 7th, 11th, 10th, 9th, 8th, 7th)**

1. **DARRIN NELSON** (7), RB, Stanford
2. **TERRY TAUCH** (39), T, Texas
3. NO CHOICE, traded to New Orleans for Tony Galbreath.
4. JIM FAHNHORST (92), LB, Minnesota
5. NO CHOICE, traded to Miami for Langer.
6. GREG STORR (147), LB, Boston College
7. **STEVE JORDAN** (179), TE, Brown
8. KIRK HARMON (206), LB, Pacific
9. **BRYAN HOWARD** (233), S, Tennessee St.
10. GERALD LUCEAR (260), WR, Temple
11. **CURTIS ROUSE** (286), G, Chattanooga
12. HOBSON MILNER (318), RB, Cincinnati

**1983 (Drafted Alternately 19th, 18th, 17th, 16th, 15th)**

1. **JOEY BROWNER** (19), DB, USC
2. NO CHOICE, traded to Philadelphia for Charlie Johnson.
3. **WALKER LEE ASHLEY** (73), LB, Penn St.
4. MARK RUSH (100), RB, Miami (Fla.)
5. **MARK STEWART** (127), LB, Washington
6. **MIKE JONES** (159), WR, Tennessee St.
7. **CARL LEE** (186), DB, Marshall
8. **NORRIS BROWN** (213), TE, Georgia
9. ROD ACHTER (239), WR, Toledo
10. (A) MELVIN BROWN (255), DB, Mississippi. Choice from L.A. Rams for Ron Yary.
10. (B) WALTER TATE (266), C, Tennessee St.
11. BRIAN BAUTCHER (298), G, Clemson
12. **MIKE TURNER** (325), RB, Utah St.

**1984 (Drafted Alternately 13th, 12th, 11th, 15th, 14th)**

1. **KEITH MILLARD** (13), DE, Washington St.
2. NO CHOICE, traded to Houston for Archie Manning.
3. **ALFRED ANDERSON** (67), RB, Baylor
4. NO CHOICE, traded to Houston for Dave Casper.
5. NO CHOICE, traded to LA Raiders for 5th, 7th,



- and 11th choices in 1984.
- ALLEN RICE** (140), RB, Baylor, Choice from L.A. Rams.
  - DWIGHT COLLINS** (154), WR, Pittsburgh
  - (A) JOHN HAINES** (180), DT, Texas
  - (B) LOYD LEWIS** (196), G, Texas A & I, Choice from L.A. Raiders.
  - PAUL SVERCHHECK** (208), DT, Cal Poly-SLO
  - KEITH KIDD** (235), WR, Arkansas
  - JAMES SPENCER** (268), LB, Oklahoma St.
  - (A) EDGAR PICKETT** (295), LB, Clemson
  - (B) LAWRENCE THOMPSON** (308), WR, Miami (Fla.), Choice from LA Raiders
  - MIKE A. JONES** (321), RB, No. Carolina A&T

**1985 (Drafted Alternately 2nd, 3rd)**

- (A) NO CHOICE, traded to Atlanta for 1st and 3rd choice in 1985.
- (B) CHRIS DOLEMAN** (4), LB, Pittsburgh. Choice from Atlanta.
- ISSIAH HOLT** (30), CB, Alcorn St.
- (A) KIRK LOWDERMILK** (59), C, Ohio St.
- (B) TIM MEAMBER** (61), LB, Washington. Choice from Atlanta.
- (C) TIM LONG** (66), T, Memphis State. Choice from San Diego for John Turner.
- (A) GEORGE "Buster" RHYMES** (85), WR, Oklahoma
- (B) KYLE MORRELL** (106), S, BYU, Choice from LA Rams for Steve Oils.
- MARK MacDONALD** (115), G, Boston Coll.
- (A) STEVE BONO** (142), QB, UCLA
- (B) TIM NEWTON** (164), NT, Florida. Choice from L.A. Raiders for Brad Van Pelt.
- NO CHOICE, traded to Green Bay for Jan Stenerud.
- NIKITA BLAIR** (198), LB, Texas El Paso
- JAIME COVINGTON** (227), RB, Syracuse
- JUAN JOHNSON** (254), WR, Langston
- TIM WILLIAMS** (283), DB, North Carolina A&T
- BYRON JONES** (310), DT, Tulsa

**1986 (Drafted Alternately 9th, 8th, 7th, 11th, 10th)**

- (A) GERALD ROBINSON** (14), DE, Auburn. Choice from San Diego.
- (B) NO CHOICE, traded to San Diego for San Diego's 1st and 3rd choice in 1986.
- (A) NO CHOICE, traded to N.Y. Giants for Gary Zimmerman.
- (B) NO CHOICE, traded to Miami for Anthony Carter.
- (C) Choice from L.A. Raiders for Brad Van Pelt traded to NY Giants for Gary Zimmerman.
- NO CHOICE, traded to San Diego.
- JOE PHILLIPS** (93), DT, SMU
- HASSAN JONES** (120), WR, Florida St.
- THOMAS ROOKS** (147), RB, Illinois
- CARL HILTON** (179), TE, Houston
- GARY SCHIPPANG** (206), T, West Chester St.
- MIKE SLATON** (232), DB, South Dakota
- JOE CORMIER** (259), TE/WR, USC
- JOHN ARMSTRONG** (286), WR, Richmond
- JESSE SOLOMON** (318), LB, Florida St.

**1987 (Drafted 16th)**

- (A) D.J. DOZIER** (14), RB, Penn State. Choice from Miami for 1st and 5th choices in 1987.
- (B) NO CHOICE, traded to Miami.
- RAY BERRY** (44), LB, Baylor
- HENRY THOMAS** (72), NT, LSU
- REGGIE RUTLAND** (100), S, Georgia Tech
- NO CHOICE, traded to Miami.
- GREG RICHARDSON** (156), WR/KR, Alabama
- NO CHOICE, traded to Seattle for John Harris.
- RICK FENNEY** (21), RB, Washington
- LEONARD JONES** (239), S, Texas Tech
- ROBERT RILEY** (267), T, Indiana
- BRENT PEASE** (295), QB, Montana
- KEITH WILLIAMS** (323), DT, Florida

**1988 (Drafted Alternately 19th, 15th, 16th, 17th, 18th)**

- RANDALL McDANIEL** (19), G, Arizona St.
- (A) NO CHOICE, to Denver for Denver's 2nd, 4th, and 6th choices in 1988.
- (B) BRAD EDWARDS** (5), S, South Carolina, Choice from Denver.
- AL NOGA** (7), DT, Hawaii
- (A) NO CHOICE, to New England along with 11th choice in Rich Cannon trade.
- (B) TODD KALIS** (108), G, Arizona State. Choice from Denver.
- DARRELL FULLINGTON** (124), S, Miami
- (A) NO CHOICE, traded to Miami for Greg Koch.
- (B) **DERRICK WHITE** (164), CB, Oklahoma. Choice from Denver.

- BRAD BECKMAN** (183), TE, Neb.-Omaha
- JOE CAIN** (210), LB, Oregon Tech
- PAUL MCGOWAN** (237), LB, Florida State
- BRIAN HABIB** (264), DT, Washington
- NORMAN FLOYD** (296), S, South Carolina. Choice from New England for 9th rounder in 1989.
- NO CHOICE, traded to New England in Rich Cannon trade.
- NO CHOICE, traded to NY Giants.

**1989 (Drafted 24th)**

- NO CHOICE, traded to Pittsburgh for Mike Meriwether.
- DAVID BRAXTON** (52), LB, Wake Forest
- JOHN HUNTER** (80), T, BYU
- DARRYL INGRAM** (108), TE, California
- Exercised in 1988 Supplemental Draft for Ryan Bethea, WR, South Carolina.
- JEFF MICKEL** (163), T, E. Washington
- BENJI ROLAND** (191), NT, Auburn
- ALEX STEWART** (219), DE, Cal. State-Fullerton
- NO CHOICE, traded to New England for 11th choice in 1988.
- NO CHOICE, traded to Miami for Greg Koch.
- BRAD BAXTER** (303), RB, Alabama State
- (A) SHAWN WOODSON** (311), LB, James Madison
- (B) EVERETT ROSS** (335), WR/KR, Ohio State. Choice from LA Raiders for 11th choice in 1990.

**1990 (Drafted Alternately 23rd, 22nd, 21st)**

- NO CHOICE, traded to Dallas in Herschel Walker trade.
- NO CHOICE, traded to Dallas in Herschel Walker trade.
- (A) MIKE JONES** (54), TE, Texas A&M, Choice from Dallas in Herschel Walker trade.
- (B) MARION HOBBS** (74), DE, Tennessee
- ALONZO HAMPTON** (104), CB, Pittsburgh
- (A) REGGIE THORNTON** (116), WR, Bowling Green, Choice from San Diego through Dallas in Herschel Walker trade.
- (B) CEDRIC SMITH** (131), RB, Florida
- NO CHOICE, traded to Dallas in Herschel Walker trade.
- JOHN LEVELIS** (188), LB, C.W. Post
- CRAIG SCHLICHTING** (214), DE, Wyoming
- PERRY ALLEN** (241), RB, Clemson
- (A) PAT NEWMAN** (249), WR, Utah St., Choice from Dallas in Herschel Walker trade.
- (B) DONALD SMITH** (271), CB, Liberty
- NO CHOICE, traded to LA Raiders for 12th choice in 1989.
- RON GOETZ** (324), LB, Minnesota

**1991 (Drafted Alternately 12th, 11th, 10th, 9th, 8th, 7th)**

- NO CHOICE, traded to Dallas in Herschel Walker trade.
- NO CHOICE, traded to Dallas in Herschel Walker trade.
- (A) CARLOS JENKINS** (65), LB, Michigan St.
- (B) JAKE REED** (68), WR, Grambling, Choice from Dallas in Herschel Walker trade.
- RANDY BALDWIN** (92), RB, Mississippi
- CHRIS THOME** (119), C/G, Minnesota
- NO CHOICE, traded to L.A. Raiders.
- TODD SCOTT** (163), S, SW Louisiana, Choice from LA Raiders.
- (A) SCOTT REAGAN** (179), DT, Humboldt
- (B) TRIPP WELBORNE** (180), S, Michigan. Choice from LA Raiders.
- REGGIE JOHNSON** (206), DE, Arizona
- GERALD HUDSON** (232), RB, Oklahoma St.
- BRAD PIERCE** (259), T, Wisconsin
- IVAN CAESAR** (286), LB, Boston College
- DARREN HUGHES** (313), WR, Carson-Newman

**1992 (Drafted Alternately 13th, 12th, 15th, 14th)**

- NO CHOICE, to Dallas in Herschel Walker trade.
- ROBERT HARRIS** (39), DE, Southern. Choice from Seattle in Keith Millard trade.
- NO CHOICE, to Dallas in Herschel Walker trade.
- NO CHOICE, to Dallas in Herschel Walker trade.
- ROY BARKER** (98), DT, North Carolina
- ED McDANIEL** (125), LB, Clemson
- MIKE GADDIS** (152), RB, Oklahoma
- DAVID WILSON** (183), S, California
- LUKE FISHER** (210), TE, East Carolina
- (A) BRAD JOHNSON** (227), QB, Florida St., Choice from Tampa Bay in Jimmy Williams trade.
- (B) RONNIE WEST** (237), WR, Pittsburg St
- BRAD CULPEPPER** (264), DT, Florida
- CHARLES EVANS** (295), RB, Clark
- JOE RANDOLPH** (322), WR, Elon

**1993 (Drafted Alternately 21st, 24th, 23rd, 22nd, 21st, 20th)**

- ROBERT SMITH** (21), RB, Ohio St.
- QADRY ISMAIL** (52), WR, Syracuse
- (A) JOHN GERAK** (57), G, Penn St., Choice from Seattle in Keith Millard trade.
- (B) GILBERT BROWN** (79), DT, Kansas
- ASHLEY SHEPPARD** (106), LB, Clemson
- EVERETT LINDSAY** (133), T, Mississippi
- NO CHOICE, traded to Washington for George Hinkle and Joe Johnson.
- GINO TORRETTA** (192), QB, Miami
- NO CHOICE, traded to San Francisco for Keith Henderson.

**1994 (Drafted Alternately 19th, 18th, 17th, 16th, 20th)**

- (A) DEWAYNE WASHINGTON** (18), CB, North Carolina St. Choice from Denver in Gary Zimmerman trade.
- (B) TODD STEUSSIE** (19), T, California
- (A) DAVID PALMER** (40), WR/RB, Alabama. Choice from Atlanta in Chris Doleman trade.
- (B) NO CHOICE. Compensation choice to Atlanta in Chris Doleman trade.
- (C) NO CHOICE. To LA Raiders for 2nd and 4th choices in 1994.
- (D) FERNANDO SMITH** (55), DE, Jackson St. Choice from L.A. Raiders in exchange of draft picks.
- NO CHOICE. To Pittsburgh in Adrian Cooper trade.
- (A) NO CHOICE. To Houston in Warren Moon trade.
- (B) **MIKE WELLS** (125), DT, Iowa. Choice from LA Raiders in exchange of draft picks.
- (A) SHELLEY HAMMONDS** (134), CB, Penn State. Choice from Washington in Rich Cannon trade.
- (B) NO CHOICE. To Kansas City in Barry Word trade.
- (A) ANDREW JORDAN** (17), TE, Western Carolina. Choice from Denver in Gary Zimmerman trade.
- (B) NO CHOICE. To Pittsburgh in Adrian Cooper trade.
- PETE BERCIKH** (211), LB, Notre Dame

**1995 (Drafted Alternately 24th, 23rd, 25th)**

- (A) DERRICK ALEXANDER** (11), DE, Florida State. Choice from Denver through Atlanta in Chris Doleman trade.
- (B) KOREY STRINGER** (24), T, Ohio State
- (A) ORLANDO THOMAS** (42), S, SW Louisiana. Choice from Denver in Gary Zimmerman trade.
- (B) COREY FULLER** (55), CB, Florida State
- (A) CHAD MAY** (121), QB, Kansas St. Choice from Denver for 4th and 6th choices in 1995.
- (B) NO CHOICE, traded to Denver.
- JAMES STEWART** (157), RB, Miami
- (A) NO CHOICE, traded to Denver.
- (B) JOHN SOLOMON** (196), LB, Sam Houston State. Choice from NY Giants in Vencie Glenn trade.
- (A) JOSE WHITK** (232), DT, Howard
- (B) JOHN FISKE** (243), DT, Stanford. Compensatory Selection.

**1996 (Drafted Alternately 16th, 15th, 14th, 17th)**

- DUANE CLEMONS** (16), LB, Alabama
- JAMES MANLEY** (45), DT, Vanderbilt
- MOE WILLIAMS** (75), RB, Kentucky
- (A) HUNTER GOODWIN** (97), TE, Texas A&M. Choice from Arizona in exchange of draft picks.
- (B) NO CHOICE. Traded to Arizona in exchange of draft picks.
- (A) SEAN BOYD** (137), S, North Carolina. Choice from NY Giants in Vencie Glenn trade.
- (B) NO CHOICE. Traded to Arizona in exchange of draft picks.
- NO CHOICE. Traded to NY Giants in Vencie Glenn trade.
- JOHN MERRILL** (223), OL, Duke.

**1997 (Drafted Alternately 20th, 19th, 18th, 17th, 21st)**

- DWAYNE RUDD** (20), LB, Alabama
- TORRIAN CRY** (49), S, Virginia Tech
- STALIN COLINET** (78), DE, Boston College
- ANTONIO BANKS** (113), CB, Virginia Tech
- TOMY WILLIAMS** (151), DT, Memphis
- ROBERT TATE** (183), WR, Cincinnati
- (A) ARTIE ULMER** (220), LB, Valdosta St.
- (B) MATTHEW HATCHETTE** (235), WR, Langston. Compensatory Selection.



**1998 (Drafted Alternately 21st, 20th, 19th, 18th, 21st)**

- 1. RANDY MOSS** (21), WR, Marshall
- 2. KALEE WONG** (51), LB, Stanford
- 3. RAMOS McDONALD** (80), DB, New Mexico
- 4. KIVUUSAMA MAVS** (110), LB, North Carolina
- 5. KERRY COOKS** (144), SS, Iowa
- 6. MATT BIRK** (173), DT, Harvard
- 7. (A) CHESTER BURNETT** (208), LB, Arizona
- 7. (B) TONY DARDEN** (225), CB, Texas Tech. Compensatory Selection.

**1999 (Drafted 29th)**

- 1. (A) DAUNTE CULPEPPER** (11), QB, Central Florida. Choice from Washington in Brad Johnson trade.
- 1. (B) DIMITRIUS UNDERWOOD** (29), DE, Michigan St.
- 2. (A) JIM KLEINSASSER** (44), TE, North Dakota. Choice from Pittsburgh in exchange of draft picks.
- 2. (B) NO CHOICE.** Traded to Pittsburgh in exchange of draft picks.
- 3. (A) NO CHOICE.** Traded to Pittsburgh in exchange of draft picks.
- 3. (B) NO CHOICE.** Traded to New England for Jimmy Hitchcock in 1998.
- 4. (A) KENNY WRIGHT** (120), DB, Northwestern St. Choice from Miami for Hunter Goodwin.
- 4. (B) JAY HUMPHREY** (125), T, Texas
- 5. (A) NO CHOICE.** Traded to Pittsburgh.
- 5. (B) CHRIS JONES** (169), LB, Clemson. Compensatory Selection.
- 6. (A) TALANCE SAWYER** (185), DL, UNLV. Choice from Tampa Bay through Baltimore for Everett Lindsay.
- 6. (B) ANTICO DALTON** (199), LB, Hampton
- 7. NOEL SCARLETT** (236), DL, Langston

**2000 (Drafted 26th)**

- 1. CHRIS HOVAN** (26), DT, Boston College
- 2. (A) FRED ROBBINS** (55), DT, Wake Forest. Choice from Washington in Brad Johnson trade.
- 2. (B) MICHAEL BOIREAU** (56), DE, Miami (Fla.)
- 3. DOUG CHAPMAN** (88), RB, Marshall
- 4. (A) ANTONIO WILSON** (106), LB, Texas A&M-Commerce. Choice from Baltimore for Everett Lindsay.
- 4. (B) TYRONE CARTER** (118), DB, Minnesota
- 5. (A) NO CHOICE.** Traded to Washington in Brad Johnson trade.
- 5. (B) TROY WALTERS** (165), WR, Stanford
- 6. NO CHOICE.** Traded to Baltimore for Everett Lindsay.
- 7. (A) NO CHOICE.** Traded to Cleveland with Stalin Colinet for Jerry Ball in 1999. Compensatory Selection.
- 7. (B) MIKE MALANO** (240), C, San Diego St. Compensatory Selection.
- 7. (C) GILES COLE** (244), TE, Texas A&M-Kingsville. Compensatory Selection.
- 7. (D) LEWIS KELLY** (248), OL, South Carolina St. Compensatory Selection.

**2001 (Drafted 27th)**

- 1. MICHAEL BENNETT** (27), RB, Wisconsin
- 2. WILLIE HOWARD** (57), DT, Stanford
- 3. (A) ERIC KELLY** (69), CB, Kentucky. Choice from New England in exchange of draft picks.
- 3. (B) NO CHOICE.** Traded to New England in exchange of draft picks.
- 4. (A) NO CHOICE.** Traded to New England in exchange of draft picks.
- 4. (B) SHAWN WORTHEN** (130), DT, TCU.
- 4. (C) CEDRIC JAMES** (131), WR, TCU.
- 5. PATRICK CHUKWURAH** (157), LB, Wyoming
- 6. CAREY SCOTT** (189), CB, Kentucky State
- 7. BRIAN CRAWFORD** (225), T, Western Oregon

**2002 (Drafted 7th)**

- 1. BRYANT MCKINNIE** (7), T, Miami (Fla.)
- 2. RAONALL SMITH** (38), LB, Washington St.
- 3. WILLIE OFFORD** (70), DB, South Carolina
- 4. (A) BRIAN WILLIAMS** (105), DB, North Carolina State
- 4. (B) ED TA'AMU** (132), G, Utah
- 5. NO CHOICE.** Traded to Cleveland for Travis Prentice and Spergon Wynn.
- 6. NICK ROGERS** (177), LB, Georgia Tech
- 7. CHAD BEASLEY** (218), DT, Virginia Tech

**2003 (Drafted 7th)**

- 1. KEVIN WILLIAMS** (9), DT, Oklahoma State
- 2. E.J. HENDERSON** (40), LB, Maryland
- 3. NATE BURLESON** (71), WR, Nevada-Reno
- 4. ONTERRIO SMITH** (105), RB, Oregon
- 5. NO CHOICE.** Traded to Cleveland for Everett

- Lindsay and Stalin Colinet.
- 6. (A) EDDIE JOHNSON** (180), P, Idaho State
  - 6. (B) MICHAEL NATTIEL** (190), LB, Florida. Choice from New Orleans for Todd Bouman.
  - 7. KEENAN HOWRY** (221), WR, Oregon

**2004 (Drafted 19th)**

- 1. (A) NO CHOICE.** Traded to Miami in exchange of draft picks.
- 1. (B) KENECHI UDEZE** (20), DE, USC. Choice from Miami in exchange of draft picks.
- 2. (A) DONTARRIOUS THOMAS** (48), LB, Auburn. Choice from New Orleans.
- 2. (B) NO CHOICE.** Traded to New Orleans for Za
- 3. (A) NO CHOICE.** To Baltimore for Za.
- 3. DARRION SCOTT** (88), DE, Ohio State. Choice obtained from Baltimore.
- 4. (A) NAT DORSEY** (115), T, Georgia Tech
- 4. (B) MEWELDE MOORE** (119), RB, Tulane. Choice obtained from Miami in exchange of draft picks.
- 5. ROD DAVIS** (155), LB, Southern Mississippi. Choice obtained from Baltimore.
- 6. DEANDRE ELLAND** (184), DB, South Carolina
- 7. JEFF DUGAN** (220), TE, Maryland

**2005 (Drafted 18th)**

- 1. (A) TROY WILLIAMSON** (7), WR, South Carolina. Choice from Oakland in Randy Moss trade.
- 1. (B) ERASMUS JAMES** (18), DE, Wisconsin
- 2. MARCUS JOHNSON** (49), G, Mississippi
- 3. DUSTIN FOX** (80), S, Ohio State
- 4. (A) CIATRICK FASON** (112), RB, Florida. Choice from Washington in exchange of picks.
- 4. (B) NO CHOICE.** To Washington for 4a.
- 5. NO CHOICE.** Traded to Washington in exchange of draft picks.
- 6. C.J. MOSLEY** (191), DT, Missouri
- 7. (A) ADRIAN WARD** (219), CB, Texas-El Paso. Choice from Oakland in Randy Moss trade.
- 7. (B) NO CHOICE.** Traded to NY Jets in Sam Cowart trade.

**2006 (Drafted 17th)**

- 1. CHAD GREENWAY** (17), LB, Iowa
- 1. (A) CEDRIC CRIFFIN** (48), CB, Texas
- 1. (B) RYAN COOK** (51), C, New Mexico. Choice from Miami in Dante Culpepper trade.
- 2. (C) TARVARIS JACKSON** (64), QB, Alabama State. Choice from Pittsburgh in exchange of picks.
- 3. (A) NO CHOICE.** Compensatory selection traded to Pittsburgh in exchange of picks.
- 3. (B) NO CHOICE.** Traded to Pittsburgh in exchange of picks.
- 4. (A) Traded to Philadelphia for 4b and G Artis Hicks.**
- 4. (B) RAY DEWELDS** (127), DE, Purdue. Choice from Philadelphia in exchange of draft picks.
- 5. GREG BLUE** (149), S, Georgia
- 6. NO CHOICE.** Traded to Philadelphia for Artis Hicks.
- 7. NO CHOICE.** Traded to San Diego for G Toniu Fonoti.

**2007 (Drafted 7th)**

- 1. ADRIAN PETERSON** (7), RB, Oklahoma
- 2. (A) NO CHOICE.** Pick to Atlanta for 2b and Denver Broncos 4c.
- 2. (B) SIDNEY RICE** (44), WR, South Carolina. Choice from Atlanta in exchange of draft picks.
- 3. MARCUS McCAULEY** (72), CB, Fresno State
- 4. (A) BRIAN ROBISON** (102), DE, Texas. Choice from Tampa Bay in exchange of draft picks.
- 4. (B) NO CHOICE.** Traded to Tampa Bay for 4a.
- 4. (C) NO CHOICE.** Pick from Denver traded back to Denver for 3 choices in 2008.
- 5. AUNDRAE ALLISON** (146), WR, East Carolina.
- 6. (A) RUFUS ALEXANDER** (176), LB, Oklahoma. Choice from Denver in exchange of draft picks.
- 6. (B) NO CHOICE.** Traded to Tampa Bay for 4a.
- 7. (A) TYLER THIGPEN** (217), QB, Coastal Carolina.
- 7. (B) CHANDLER WILLIAMS** (233), WR, Florida International. Choice from Denver in exchange of picks.

**2008 (Drafted 17th)**

- 1. NO CHOICE.** Traded to Kansas City for DE Jared Allen.
- 2. (A) TYRELL JOHNSON** (43), S, Arkansas State. Choice from Carolina in exchange of draft picks.
- 2. (B) NO CHOICE.** Traded to Philadelphia for Za. S.
- 3. (A) NO CHOICE.** Traded to Kansas City for DE Jared Allen.
- 3. (B) NO CHOICE.** Traded to Kansas City for DE Jared Allen.

- 4. NO CHOICE.** Traded to Philadelphia in exchange of draft picks.
- 5. (A) JOHN DAVID BOOTY** (137), QB, USC. Choice from Green Bay in exchange of draft picks.
- 5. (B) NO CHOICE.** Traded to Green Bay for Sa.
- 5. (C) LETROY GUION** (152), DT, Florida State. Choice from Philadelphia in exchange of draft picks.
- 6. (A) NO CHOICE.** Traded to Kansas City for Jared Allen and 5a.
- 6. (B) JOHN SULLIVAN** (187), C, Notre Dame. Choice from Kansas City in exchange of draft picks.
- 6. (C) JAYMAR JACKSON** (193), WR, Jackson State. Choice from Jacksonville in Troy Williamson trade.
- 7. (A) Pick from St. Louis** traded to Green Bay in exchange of draft picks.
- 7. (B) NO CHOICE.** Traded to N.Y. Jets in Brooks Bollinger trade.

**2009 (Drafted 22nd)**

- 1. PERCY HARVIN** (22), WR, Florida
- 2. PHIL LOADHOLT** (54), T, Oklahoma
- 3. ASHER ALLEN** (68), CB, Georgia
- 4. NO CHOICE.** Traded to Houston for QB Sage Rosenfels.
- 5. (A) JASPER BRINKLEY** (150), LB, South Carolina. Choice from Washington.
- 5. (B) NO CHOICE.** Traded to Washington for Sa.
- 6. NO CHOICE.** Pick from Washington traded to Philadelphia for Kelly Holcomb.
- 7. (A) Choice from Washington** for Erasmus James traded back for Sa.
- 7. (B) JAMARCA SANFORD** (231), S, Mississippi

**2010 (Drafted 30th)**

- 1. NO CHOICE.** Traded to Detroit in exchange of draft picks.
- 2. (A) CHRIS COOK** (34), CB, Virginia. Choice from Detroit in exchange of picks.
- 2. (B) TOBY GERHART** (51), RB, Stanford. Choice from Houston in exchange of picks.
- 3. NO CHOICE.** Traded to Houston for 2B.
- 4. (A) EVERSON GRIFFEN** (100), DE, USC. Choice from Detroit in exchange of picks.
- 4. (B) NO CHOICE.** Traded to Detroit in exchange of draft picks.
- 5. (A) CHRIS DECAERE** (161), T, Wake Forest
- 5. (B) NATE TRIPLETT** (167), LB, Minnesota. Compensatory Selection.
- 6. JOE WEBB** (199), QB, UAB.
- 7. (A) MICKEY SHULER** (214), TE, Penn State. Choice from Cleveland through Detroit trade for draft picks.
- 7. (B) RYAN D'IMPERIA** (237), LB, Rutgers.

**2011 (Drafted Alternately 12th, 11th, 9th, 8th, 7th, 13th)**

- 1. CHRISTIAN PONDER** (12), QB, Florida State
- 2. KYLE RUDOLPH** (43), TE, Notre Dame
- 3. NO CHOICE.** Traded to New England for Randy Moss.
- 4. CHRISTIAN BALLAR** (106), DT, Iowa
- 5. (A) BRANDON BURTON** (139), CB, Utah
- 5. (B) NO CHOICE.** Traded to Cleveland for 6a and 6b.
- 6. (A) DeMARCUS LOVE** (168), OT, Arkansas. Choice from Cleveland in exchange of picks.
- 6. (B) MISTRAL RAYMOND** (170), S, South Florida. Choice from Cleveland in exchange of picks.
- 6. (C) BRANDON FUSCO** (172), C, Slippery Rock
- 6. (D) ROSS HOMAN** (200), LB, Ohio State. Compensatory Selection.
- 7. (A) D'AUNDRE REED** (215), DE, Arizona.
- 7. (B) STEPHEN BURTON** (236), WR, West Texas A&M. Compensatory Selection.

**BOLD** denotes players who made the Vikings active roster at some point in their career.

# PRO FOOTBALL HALL OF FAME ENSHRINEES



## JOHN RANDLE

Defensive Tackle...6' 1" 283 lbs...Texas A&M...14 seasons: Minnesota Vikings (1990-2000), Seattle Seahawks (2001-03)...Started 6-straight Pro Bowls for the NFC (1993-98) and went to the Pro Bowl with the Seahawks in 2001...Named to NFL Team of the Decade for the 1990s...Led or tied for the team lead 9 times in his 11 Vikings seasons and had 10+ sacks in 8 straight seasons from 1993-2000...Started 150 of the 176 games he played for the Vikings...Leads all DTs in NFL history with 137.5 career sacks...His 114.0 sacks ranks 3rd in Vikings history and most by DT...Signed with Vikings as an undrafted rookie free agent in 1990...Inducted into College Football Hall of Fame for his Texas A&M career...Born December 12, 1967, in Hearne, TX...Inducted into the Vikings Ring of Honor on November 30, 2008...Will be inducted into the Pro Football Hall of Fame on August 7, 2010...Presented by John Teerlinck...Other induction class members: Russ Grimm, Rickey Jackson, Dick LeBeau, Floyd Little, Jerry Rice and Emmitt Smith.



## RANDALL McDANIEL

Guard...6' 3" 287 lbs...Arizona State...14 seasons: Minnesota Vikings (1988-99), Tampa Bay Buccaneers (2000-01)...Started 12 consecutive Pro Bowls (1989-2000), setting an NFL record...Started 202 consecutive games in his career...Blocked for five 1,000-yard rushers in his career and four 3,000-yard passers...Earned spot on Pro Football Hall of Fame's Team of the Decade for the 1990s...His 190 games played as a Viking is tied for 7th in team history with offensive tackle Grady Alderman...Selected with the 19th overall pick in the 1988 NFL Draft...Born December 19, 1964, in Phoenix, AZ...Inducted into the Vikings Ring of Honor on December 17, 2006...Inducted in August 8, 2009...Presented by O.K. Fulton...Other induction class members: Bob Hayes, Bruce Smith, Derrick Thomas, Ralph Wilson Jr. and Rod Woodson.



## GARY ZIMMERMAN

Tackle...6' 6" 294 lbs...Oregon...14 seasons: LA Express (1984-85), Minnesota Vikings (1986-92), Denver Broncos (1993-97)...Played and started 108 games for the Vikings...Played in 184 career NFL games...Named All-Pro 8 times, including 3 with Minnesota in 1988, '89 and '92...Selected to 7 Pro Bowls, including 1987-89, '92 with the Vikings...Originally selected in the 1st round of the 1984 Supplemental Draft by NY Giants and in 1984 USFL Draft by LA Express where he spent 1984 and '85 seasons...Vikings acquired his rights via trade with NY Giants in 1986...Helped Vikings to 1987 NFC Championship game...Traded to Denver in 1993 preseason...Won Super Bowl XXXII with Denver...Named to NFL All-Decade teams for 1980s and 1990s...Born December 13, 1961, in Fullerton, CA...Inducted August 2, 2008...Presented by Pat Bowen...Other induction class members: Fred Dean, Darrell Green, Art Monk, Emmitt Thomas, Andre Tippett.



## CARL ELLER

Defensive End...6' 5" 250 lbs...Minnesota...16 seasons: Minnesota Vikings (1964-1978), Seattle Seahawks (1979)...Played in 209 and started 201 games as a Viking, joining Jim Marshall and Mick Tingelhoff as the only players in team history to start 200+ games...Played in 225 career NFL games...Named All-Pro 5 times, including 4 straight from 1968-71...Played in 6 Pro Bowls, 1968-71, 73-74...Started at left defensive end in four Super Bowls (IV, VIII, IX, XI)...Vikings won the NFC Central in 10 of his final 11 seasons with the team...Vikings career record holder with 130.0 sacks...Holds team record with a sack in 8 straight games and is the only Viking to post 15+ sacks in a season multiple times...Selected with the 6th overall pick in the NFL Draft in 1964...Born February 25, 1942, in Winston-Salem, NC...Inducted August 8, 2004...Presented by Regis Eller...Other induction class members: Bob Brown, John Elway, Barry Sanders.



## RON YARY

Tackle...6' 5" 255 lbs...Southern California...15 seasons: Minnesota Vikings (1968-1981), Los Angeles Rams (1982)...Drafted by Minnesota with the 1st overall pick in 1968...Took over the Vikings right tackle spot midway through the 1969 season and was a fixture there for the rest of his career...Was named All-Pro 6 consecutive times...Was All-NFC 8 straight seasons...Played in 7 Pro Bowls...Started at right tackle in Super Bowls IV, VII, IX, XI...Missed only 2 games in his career with injuries due to a broken ankle in 1980 but came back to play with the injury for the rest of the season...His blend of size, speed and strength was unique at the time and ushered in a new era of offensive line play...Born July 16, 1946, in Chicago, IL...Inducted into the Hall of Fame August 4, 2001...Presented by John Michels...Other induction class members: Nick Buoniconti, Marv Levy, Mike Munchak, Jackie Slater, Lynn Swann, Jack Youngblood.





### PAUL KRAUSE

Safety...6' 3" 200 lbs...Iowa...16 seasons: Washington Redskins (1964-1967) and Minnesota Vikings (1968-1979)...Second-round pick by Washington Redskins, 1964...Led NFL in interceptions with 12 as a rookie and was named 1st-team All Pro...In his 1st season as a Viking he intercepted passes in 6 consecutive games...Still the all-time NFL leader in interceptions with 81...Also ranks 3rd all-time with 1,185 career yards on interception returns...His 10 interceptions in 1975 remains a club record...Played in 8 Pro Bowls...Started at safety in 4 Super Bowls (IV, VIII, IX, XI)...Voted All-NFL 4 times and All-NFC 5 times...Born February 19, 1942, in Flint, MI...Inducted into the Pro Football Hall of Fame August 1, 1998...Presented by Jerry Burns...Other induction class members: Tommy McDonald, Anthony Munoz, Mike Singletary, Dwight Stephenson.

### BUD GRANT

Head Coach...Minnesota...18 seasons: Minnesota Vikings (1967-1983, 1985)...NFL regular season coaching record 158-96-5...Had 10-12 mark in postseason play...Led Vikings to 11 NFC/NFL divisional championships, claiming titles in 1968-71, 1973-78, 1980...Led team to 1969 NFL title...National Football Conference Champions 1973, 1974, 1976...His Vikings teams played in Super Bowls IV, VIII, IX, XI...First person to be elected to both the Pro Football Hall of Fame and the Canadian Football League Hall of Fame (May 13, 1983)...In 28 seasons as a head coach, won a total of 290 football games...1969 NFL Coach of the Year...Came to the Vikings after a 10-year tenure (102-56-2) with the Winnipeg Blue Bombers in the Canadian Football League...Led Blue Bombers to 6 Western Conference championships...Grant brought the Bombers to 6 Grey Cups, winning the CFL Championship 4 times 1958, 1959, 1961 and 1962...Played 6 years of professional football, 2 with Philadelphia Eagles (1951-52) and 4 with the Winnipeg Blue Bombers (1953-1956)...Holds pro football record for most interceptions in a game with 5 vs. Saskatchewan (10/28/53)...Played 2 seasons with the NBA's Minneapolis Lakers (1950-1951)...Born May 20, 1927, in Superior, WI...Inducted into the Pro Football Hall of Fame July 30, 1994...Presented by Sid Hartman...Other induction class members: Tony Dorsett, Jimmy Johnson, Leroy Kelly, Jackie Smith, Randy White.



### JIM FINKS

Administrator...Tulsa...22 seasons: Minnesota Vikings (1964-1973), Chicago Bears (1974-1982), New Orleans Saints (1986-1993)...Served as Vikings general manager and vice president...Hired Bud Grant in 1967 from the CFL...Finks helped the Vikings win 5 NFC Central Division crowns...Vikings appeared in Super Bowls IV and VIII under Finks' guidance...Developed Vikings, Bears and Saints, all teams with losing records, into winners...Vikings posted a 42-14 record during his 4 seasons as team general manager/vice president...1973 NFL Executive of the Year...Long-time member of the NFL competition committee...Played DB/QB for the Pittsburgh Steelers (1949-1955)...Born August 31, 1927, in St. Louis, MO...Died May 8, 1994...Inducted posthumously into the Hall of Fame July 29, 1995...Represented by his son, Jim Finks, Jr...Presented by Edward W. McCaskey...Other induction class members: Henry Jordan, Steve Largent, Lee Roy Selmon, Kellen Winslow.

### ALAN PAGE

Defensive Tackle...6' 4" 225 lbs...Notre Dame... 15 seasons: Minnesota Vikings (1967-1978), Chicago Bears (1978-1981)...Consensus All-America, 1966...First-round pick, 1967...Played in 236 straight games, including 4 Super Bowls (IV, VIII, IX, XI)...Named NFL Most Valuable Player 1971...Four-time NFC Defensive Player of the Year...All NFL/NFC 9 years...Played in 9 Pro Bowls...Career marks: 23 opponent fumble recoveries...Blocked 28 kicks...Recorded 148.5 sacks...Currently serves on the Minnesota Supreme Court...Remains active in the Twin Cities community through the Page Education Foundation...Born August 7, 1945, in Canton, OH...Inducted into the Hall of Fame July 30, 1988...Presented by Minneapolis public schools principal Willarene Beasley...Other HOF induction class members: Fred Biletnikoff, Mike Ditka, Jack Ham.



### FRAN TARKENTON

Quarterback...6' 0" 185 lbs...Georgia...18 seasons: Minnesota Vikings (1961-66, 1972-78) New York Giants (1967-1971)...Third-round pick, 1961...An instant star with 4 TD passes coming off the bench to beat the Bears 37-13 in the 1st game in franchise history vs. Chicago (9/17/61)...Dealt to New York Giants in 1967 and back to the Vikings in 1972 in stunning trades...At retirement, led lifetime NFL passers in attempts (6,467), completions (3,686), passing yards (47,003), TD passes (342)...1975 NFL Most Valuable Player...Rushed for 3,674 yards, 32 touchdowns...Led Vikings to 3 Super Bowls (VIII, IX, XI)...A 4-time All-NFL selection...Played in 9 Pro Bowls...Born February 3, 1940, in Richmond, VA...Inducted into Hall of Fame August 2, 1986...Presented by Max Winter...Other induction class members: Paul Hornung, Ken Houston, Willie Lanier, Doak Walker.



### OTHERS WHO PLAYED OR COACHED FOR THE VIKINGS IN THE HALL OF FAME

Player, Position, w/Vikings	Inducted
Hugh McElhenny, Halfback, 1961-62	1970
Norm Van Brocklin, Head Coach, 1961-66	1971
Jim Langer, Center, 1980-81	1987
Jan Stenerud, Kicker, 1984-85	1991
Dave Casper, Tight End, 1983	2002
Warren Moon, Quarterback, 1994-96	2006
Emmitt Thomas, Defensive Coordinator, 2000-2001	2008
Mike Singletary, LB Coach, Special Assistant to the Head Coach, 2011	1998



KICKOFF  
EXECUTIVES  
STAFF  
COACHES  
PLAYERS  
ROOKIES  
2010 SEASON  
RECORDS  
PLAYOFF RECORDS  
HISTORY  
EXTRA POINTS

## MINNESOTA VIKINGS RING OF HONOR

The Ring of Honor recognizes Vikings legends for their contributions to the success of the team on and off the field. Members of the Ring of Honor are recognized with a banner on the facade of Mall of America Field's upper deck, forever living in Vikings lore.



### FRAN TARKENTON

Quarterback...6' 0" 185 lbs...Georgia...18 seasons: Minnesota Vikings (1961-66, 1972-78) New York Giants (1967-1971)...Third-round pick, 1961...An instant star with 4 TD passes coming off the bench to beat the Bears 37-13 in the 1st game in franchise history vs. Chicago (9/17/61)...Dealt to New York Giants in 1967 and back to the Vikings in 1972 in stunning trades...At retirement, led lifetime NFL passers in attempts (6,467), completions (3,686), passing yards (47,003), TD passes (342)...1975 NFL Most Valuable Player...Rushed for 3,674 yards, 32 touchdowns...Led Vikings to 3 Super Bowls (VIII, IX, XI)...A 4-time All-NFL selection...Played in 9 Pro Bowls...Born February 3, 1940, in Richmond, VA...Inducted into the Vikings Ring of Honor on September 9, 1998.



### ALAN PAGE

Defensive Tackle...6' 4" 225 lbs...Notre Dame...15 seasons: Minnesota Vikings (1967-1978), Chicago Bears (1978-1981)...First-round pick, 1967, 15th overall player selected...Played in 236 straight games, including 4 Super Bowls (IV, VIII, IX, XI)...Named NFL Most Valuable Player by Associated Press in 1971, the 1st defensive player to ever win the award and joins only Fran Tarkenton and Randall Cunningham as the only Vikings to earn the honor...A 4-time NFC Defensive Player of the Year...All NFL/NFC 9 years...Played in nine Pro Bowls...Career marks: 23 opponent fumble recoveries...Blocked 28 kicks...Recorded 148.5 sacks...Ranks 4th in Vikings history and leads all defensive linemen with 1,120 career tackles...Currently serves on the Minnesota Supreme Court...Active in the Twin Cities community through the Page Education Foundation...Born August 7, 1945, in Canton, OH...Inducted into the Vikings Ring of Honor on September 20, 1998.



### JIM FINKS

Administrator...Tulsa...22 seasons: Minnesota Vikings (1964-1973), Chicago Bears (1974-1982), New Orleans Saints (1986-1993)...Served as Vikings general manager and vice-president...Hired Bud Grant in 1967 from the CFL...Finks helped the Vikings win 5 NFC Central Division crowns...Vikings appeared in Super Bowls IV and VIII under Finks guidance...Developed Vikings, Bears and Saints, all teams with losing records, into winners...Vikings posted a 42-14 record during his 4 seasons as team general manager/vice president...1973 NFL Executive of the Year...Long time member of the NFL competition committee...Played DB/QB for the Pittsburgh Steelers (1949-1955)...Born August 31, 1927, in St. Louis, MO...Died May 8, 1994...inducted Vikings Ring of Honor on October 18, 1998.



### BUD GRANT

Head Coach...Minnesota...18 seasons: Minnesota Vikings (1967-1983, 1985)...NFL regular season coaching record 158-96-5...Had 10-12 mark in post-season play...Led Vikings to 11 divisional championships in 1968-71, 1973-78, 1980...Led team to 1969 NFL Title...National Football Conference Champions 1973, 1974, 1976...His Vikings teams played in Super Bowls IV, VIII, IX, XI...First person to be elected to both the Pro Football Hall of Fame and the Canadian Football League Hall of Fame (May 13, 1983)...In 28 seasons as a head coach, won a total of 290 football games...1969 NFL Coach of the Year...Came to the Vikings after 10-year tenure (102-56-2) with the Winnipeg Blue Bombers of the CFL...Played 2 seasons for NBA's Minneapolis Lakers...Born May 20, 1927, in Superior, WI...Inducted into the Vikings Ring of Honor on November 8, 1998.



### PAUL KRAUSE

Safety...6' 3" 200 lbs...Iowa...16 seasons: Washington Redskins (1964-1967) and Minnesota Vikings (1968-1979)...Second-round pick Redskins, 1964...Led NFL in interceptions with 12 as a rookie and was named 1st-team All Pro...In his first season as a Viking he intercepted passes in 6 consecutive games...Still the all-time NFL leader in interceptions with 81...Also ranks 3rd all-time with 1,185 career yards on interception returns...His 10 interceptions in 1975 remains a club record...Played in 8 Pro Bowls...Started at safety in 4 Super Bowls (IV, VIII, IX, XI)...Voted All-NFL 4 times and All-NFC 5 times...Born February 19, 1942, in Flint, MI...Inducted into the Vikings Ring of Honor on November 15, 1998.



### FRED ZAMBERLETTI

Athletic Trainer...Iowa...43 seasons: Minnesota Vikings (1961-2003)...The first athletic trainer the Vikings had and continues working with the team as a consultant and team historian...Has never missed a Vikings pre-season, regular season, post-season or all-star game, a streak of 1,031 consecutive contests...Attended his 1,000th Vikings game at Pittsburgh (10/25/09)...Did not miss a day of work in 43 seasons with the team...Has won numerous awards in his field, including being named the Professional Athletic Trainer of the Year in 1986 and in 1996 the Vikings staff was honored as the NFL Athletic Training Staff of the Year...Born May 28, 1932 in Melcher, IA...Inducted into the Vikings Ring of Honor on December 20, 1998.



### JIM MARSHALL

Defensive End...6' 4" 248 lbs...Ohio State...20 seasons: Cleveland Browns (1960) and Minnesota Vikings (1961-1979)...Ranks 1st in NFL history with 282 consecutive games played and started, 270 of those coming with the Vikings...Ranks 2nd in Vikings history with 127 sacks...Played in 2 Pro Bowls, following the 1968 and '69 seasons...Led or tied for team lead in sacks in each of the Vikings first 6 seasons (1961-66)...Holds NFL and Vikings record with 29 career fumble recoveries...Ranks 9th in Vikings history with 988 career tackles, ranking behind only Alan Page among defensive linemen...Joined fellow linemen Carl Eller, Gary Larsen and Alan Page to form the vaunted Purple People Eaters, one of the top defensive units of their era in the NFL...Started at DE in 4 Super Bowls (IV, VIII, IX, XI)...Originally a 4th-round draft pick by Cleveland in 1960...Born December 30, 1937 in Danville, KY...Inducted into the Vikings Ring of Honor on November 28, 1999.



### RON YARY

Tackle...6' 5" 255 lbs...Southern California...15 seasons: Minnesota Vikings (1968-1981), Los Angeles Rams (1982)...Drafted by Minnesota with the 1st overall pick in 1968...The first OL to be drafted #1 overall in League history...Took over the Vikings RT spot midway through the 1969 season and was a fixture there for the rest of his career...Was named All-Pro 6 consecutive times...Was All-NFC 8 straight seasons...Played in 7 Pro Bowls...Started in Super Bowls IV, VII, IX, XI...Missed only 2 games in his career with injuries due to a broken ankle in 1980...His blend of size, speed and strength was unique when he entered the League and ushered in a new era of offensive line play...Born July 16, 1946, in Chicago, IL...Inducted into the Vikings Ring of Honor September 9, 2001.



### KOREY STRINGER

Tackle...6' 2" 335 lbs...Ohio State...6 seasons: Minnesota Vikings (1995-2000)...Drafted by Minnesota with the 24th pick of the 1995 Draft...Took over the Vikings right tackle spot in the 2nd game of his rookie year and never relinquished the spot...Started 91 of the 93 games he played in the NFL and all 9 playoff games...Selected to the Pro Bowl following the 2000 season...Named a 2nd-Team All-Pro by College and Pro Football Newsweekly following the 1998 season...Named to the All-Rookie team by College and Pro Football Newsweekly and Football News after starting 15 of 16 games as a rookie...Born May 8, 1974, in Warren, OH...Died August 1, 2001...Inducted into the Vikings Ring of Honor November 19, 2001.



### MICK TINGELHOFF

Center...6' 2" 237 lbs...Nebraska...17 seasons: Minnesota Vikings (1962-1978)...Played in and started 240 consecutive games, never missing a start in his 17 seasons...Named All-Pro 7 consecutive years...Played in 6 straight Pro Bowls...Named to the 1,000-Yard Club in 1969, honoring the NFL's top blocker...Started at center in four Super Bowls (IV, VIII, IX, XI)...Signed with the Vikings as a free agent in 1962, taking over starting duties at C in the 2nd preseason game and never relinquishing them until his retirement following the 1978 season...Born May 22, 1940 in Lexington, NE...Inducted into the Vikings Ring of Honor November 25, 2001.



### CARL ELLER

Defensive End...6' 5" 250 lbs...Minnesota...16 seasons: Minnesota Vikings (1964-1978), Seattle Seahawks (1979)...Played in 209 and started 201 games as a Viking, joining Jim Marshall and Mick Tingelhoff as the only players in team history to start 200+ games...Played in 225 career NFL games...Named All-Pro 5 times, including 4 straight from 1968-71...Played in 6 Pro Bowls, 1968-71, 73-74... Started at left defensive end in four Super Bowls (IV, VIII, IX, XI)...Vikings won the NFC Central in 10 of his final 11 seasons with the team...Vikings career record holder with 130.0 sacks...Holds team record with a sack in 8 straight games and is the only Viking to post 15+ sacks in a season multiple times...Selected with the 6th overall pick in the NFL Draft in 1964...Born February 25, 1942 in Winston-Salem, NC...Inducted into the Vikings Ring of Honor November 10, 2002.



### CRIS CARTER

Wide Receiver...6' 3" 210 lbs...Ohio State...16 seasons: Philadelphia Eagles (1987-1989), Minnesota Vikings (1990-01), Miami Dolphins (2002)...Played in 188 and started 177 games as a Viking, a record among Vikings WRs...Played in 234 career NFL games...Named All-Pro 4 times...Played in 8 straight Pro Bowls, 1993-00... Caught a pass in Vikings-record 111 straight games...Holds Vikings records for catches (1,004), receiving TDs (110) and receiving yards (12,383)...Holds Vikings record with 40 career 100-yard receiving games...Named to NFL's Team of the Decade for the 1990s...Recipient of the Byron "Whizzer" White Award by the NFL Players Association and the NFL Walter Payton Man of the Year Award in 1999...Claimed by Vikings off waivers from Philadelphia in 1990...Selected by Philadelphia in 4th round of 1987 supplemental draft... Born November 25, 1965 in Troy, OH...Inducted into the Vikings Ring of Honor September 14, 2003.





**BILL BROWN**

Running Back...5' 11" 230 lbs...Illinois...14 seasons: Chicago Bears (1961), Minnesota Vikings (1962-74)...Vikings career leader in rushing attempts with 1,627...Tied with Chuck Foreman for team record with 52 career rushing TDs...Ranks 3rd in Vikings history with 5,757 career rushing yards...Ranks 3rd in team history for career combined net yards with 9,237...Selected to 4 Pro Bowls, 1964, '65, '67, '68...Played in Super Bowl IV, VIII and IX...Final game of career was Super Bowl IX vs. Pittsburgh...Led Vikings in rushing 4 times, 1964-66, '68...Led team in receiving in 1964...Tied for 3rd in team history with 8 career 100-yard games...Ranks 12th in Vikings history with 180 career games played and 111 games started...Played in most games by a Vikings RB...Drafted in 2nd-round by Chicago in 1961...Obtained by Vikings via trade in 1962...Son-in-law is former NFL MVP Rich Gannon...During playing career, spent a 6-week tour visiting troops in Vietnam...Born June 29, 1938 in Mendota, IL...Inducted into the Vikings Ring of Honor September 26, 2004.



**JERRY BURNS**

Head Coach/Offensive Coordinator...Michigan...24 seasons: Minnesota Vikings (1968-85 Offensive Coordinator, 1986-91 Head Coach)...NFL regular season coaching record 52-43...Had 3-3 mark in postseason play...Served as Vikings' Offensive Coordinator for 18 seasons (1968-85)...Led Vikings to NFC Championship in 1987, earning upset wins over New Orleans and San Francisco along the way...First coach in Vikings history to have a winning record in his first season (9-7 in '86)...As offensive coordinator, helped Vikings to 4 Super Bowl appearances and 11 Central Division titles...Was part of 15 playoff teams during his 24 seasons with Minnesota...Coached in Super Bowl I and II with the Green Bay Packers as their defensive backs coach (1966-67)...Head coach at University of Iowa from 1961-65...Played QB for Michigan on the 1950 Rose Bowl team...Born January 27, 1927, in Detroit, MI...Inducted into the Vikings Ring of Honor on November 6, 2005.



**RANDALL MCDANIEL**

Guard...6' 3" 287 lbs...Arizona State...14 seasons: Minnesota Vikings (1988-99), Tampa Bay Buccaneers (2000-01)...Started 12 consecutive Pro Bowls (1989-2000), setting an NFL record...Started 202 consecutive games in his career...Blocked for five 1,000-yard rushers in his career and four 3,000-yard passers...Earned spot on Pro Football Hall of Fame's Team of the Decade for the 1990s...His 190 games played as a Viking is tied for 7th in team history with offensive tackle Grady Alderman...Selected with the 19th overall pick in the 1988 NFL Draft...Born December 19, 1964, in Phoenix, AZ...Inducted into the Vikings Ring of Honor on December 17, 2006.



**CHUCK FOREMAN**

Running Back...6' 2" 210 lbs...Miami (Fla.)...8 seasons: Minnesota Vikings (1973-79), New England Patriots (1980)...Named to 5 straight Pro Bowls (1973-77)...Team's 2nd-leading all-time rusher with 5,879 yards and tied for team record with 52 rushing TDs...Named NFC Rookie of the Year in 1973...Integral part in the Vikings' appearance in 3 Super Bowls...Posted 17 career 100-yard games...Selected with the 12th overall pick in the 1973 NFL Draft...Born October 26, 1950, in Frederick, MD...Inducted into the Vikings Ring of Honor on September 30, 2007.



**JOHN RANDLE**

Defensive Tackle...6' 1" 283 lbs...Texas A&M...14 seasons: Minnesota Vikings (1990-2000), Seattle Seahawks (2001-03)... Will be inducted into the Pro Football Hall of Fame on August 7, 2010...Started 6-straight Pro Bowls for the NFC (1993-98) and went to the Pro Bowl with the Seahawks in 2001...Named to NFL Team of the Decade for the 1990s...Led or tied for the team lead 9 times in his 11 Vikings seasons and had 10+ sacks in 8 straight seasons from 1993-2000...Started 150 of the 176 games he played for the Vikings...His 114.0 sacks ranks 3rd in Vikings history and most by DT...Signed as an undrafted free agent in 1990...Inducted into College Football Hall of Fame for his Texas A&M career...Born December 12, 1967, in Hearne, TX...Inducted into the Vikings Ring of Honor on November 30, 2008.



**SCOTT STUDWELL**

Linebacker...6' 2" 230 lbs...Illinois...34 seasons: Minnesota Vikings player (1977-1990), staff/personnel (1991-2010)...Has spent the last 20 seasons as a member of the Vikings scouting department, serving as the Director of College Scouting since 2002...Member of the Vikings' 25th and 40th Anniversary All-Time Teams...Holds team records for career tackles (1,981), season tackles (230 in 1981) and tackles in a game (24 vs. Detroit in 1985)...Has more tackles with one organization than any other player in NFL history...Participated in 202 games and 12 playoff games...Elected to the Pro Bowl in 1987 and '88...Ed Block Memorial Courage Award winner in 1987...Drafted in the 9th round from Illinois in 1977...Named to Illinois' All-Century Team in 1990, joining Pro Football Hall of Famers Dick Butkus and Ray Nitschke as the linebackers on that squad...Born August 27, 1954, in Evansville, IN...Inducted into the Vikings Ring of Honor on November 29, 2009.



# MINNESOTA VIKINGS RING OF HONOR



Fran Tarkenton  
1956



Alan Page  
1956



Jim Finks  
1958



Bud Grant  
1956



Paul Krause  
1958



Fred Zamberletti  
1958



Jim Marshall  
1959



Ron Yary  
2001



Korey Stringer  
2001



Mick Tinglehoff  
2001



Carl Eller  
2002



Cris Carter  
2003



Bill Brown  
2004



Jerry Burns  
2005



Randall McDaniel  
2006



Chuck Foreman  
2007



John Randle  
2008



Scott Studwell  
2009

## VIKINGS RETIRED JERSEY NUMBERS

#10 - QB Fran Tarkenton- Retired October 7, 1979

#88 - DT Alan Page- Retired September 25, 1988

#70 - DE Jim Marshall- Retired November 28, 1999

#77 - T Korey Stringer- Retired November 19, 2001

#53 - C Mick Tinglehoff- Retired November 25, 2001

#80 - WR Cris Carter- Retired September 14, 2003



Fran Tarkenton



Alan Page




Jim Marshall



Korey Stringer



Mick Tinglehoff



Cris Carter

## KOREY STRINGER GOOD GUY AWARD

In 2001 the Twin Cities chapter of the Pro Football Writers of America awarded the first Korey Stringer Good Guy Award in honor of the late Vikings lineman. The award is voted on annually by members of the Twin Cities media and presented to the Vikings player who is the most cooperative and has the best attitude with the media.

2001 **Byron Chamberlain**  
2002 **Matt Birk**  
2003 **Daunte Culpepper**  
2004 **Daunte Culpepper**

2005 **Koren Robinson**  
2006 **Antoine Winfield**  
2007 **Ben Leber**  
2008 **Bobby Wade**

2009 **Visanthe Shiancoe**  
2010 **Ben Leber**



KICKOFF  
EXECUTIVES  
STAFF  
COACHES  
PLAYERS  
ROOKIES  
2010 SEASON  
RECORDS  
PLAYOFF RECORDS  
HISTORY  
EXTRA POINTS

# VIKINGS ALL-TIME NFC PLAYERS OF THE WEEK

YEAR	PLAYER	HONOR	OPPONENT	PERFORMANCE
1984	Jan Stenerud, K	Off.	@ Detroit, 9/23	5/5 FGs, 2/2 PAT, 17 pts
1985	Rufus Bess, CB	Def.	vs. San Francisco, 9/8	10 tackles, 3 FF, FR, INT
1986	Tommy Kramer, QB	Off.	vs. Green Bay, 9/28	16-of-25, 241 yds, 6 TD
1986	Gerald Robinson, DE	Def.	vs. Chicago, 10/19	6 tackles, 2.5 sacks
1986	Wade Wilson, QB	Off.	vs. New Orleans, 10/20	24-of-39, 361 yds, 3 TD
1987	Wade Wilson, QB	Off.	@ LA Rams, 9/20	17-of-38, 285 yds, 3 TD
1987	Chris Doleman, DE	Def.	vs. LA Raiders, 11/8	3 tackles, 2 sacks, 2 FF, PD
1988	Wade Wilson, QB	Off.	@ Tampa Bay, 10/23	22-of-30, 335 yds, 3 TD
1988	Carl Lee, CB/ Jesse Solomon, LB	Def.	vs. New Orleans, 12/4 vs. New Orleans, 12/4	3 tackles, INT (TD), 5 PD 5 tackles, sack, INT (TD), PD
1989	Keith Millard, DT	Def.	vs. Detroit, 10/8	7 tackles, 3 sacks, INT, PD
1989	Mike Merriweather, LB	Def.	@ Detroit, 10/22	6 tackles, 2 sacks, INT, FF, FR
1989	Rich Karlis, K	Off.	vs. LA Rams, 11/5	7/7 FGs, 21 pts
1989	Chris Doleman, DE	Def.	vs. Atlanta, 12/10	5 tackles, 4 sacks, 2 FF, PD
1989	Chris Doleman, DE	Def.	vs. Cincinnati, 12/25	5 tackles, 3.5 sacks, FR
1990	Al Noga, DE	Def.	vs. Green Bay, 12/2	3 tackles, sack, FF, FR (TD)
1991	Anthony Carter, WR	Off.	vs. San Francisco, 9/15	3 rec, 71 yds, TD, 46t lg
1991	Chris Doleman, DE	Def.	vs. Phoenix, 10/13	8 tackles, 2 sacks, 2 TD
1991	Terry Allen, RB	Off.	vs. Tampa Bay, 11/3	14 att, 127 yds, 2 TD, 55t lg
1992	Chris Doleman, DE	Def.	@ Green Bay, 9/6	7 tackles, 2 sacks, 3 FF, FR
1992	Rich Gannon, QB	Off.	@ Cincinnati, 9/27	25-of-32, 318 yds, 4 TD
1992	Jack Del Rio, LB	Def.	@ Chicago, 11/2	7 tackles, 2 INT (83T), 2 PD, FF
1992	Mike Merriweather, LB	Def.	@ Tampa Bay, 11/8	12 tackles
1992	Audray McMillian, CB	Def.	vs. Cleveland, 11/22	5 tackles, 3 INT (25t), 3 PD
1992	Vencie Glenn, S	Def.	vs. Green Bay, 12/27	2 tackles, 3 INT, 3 PD
1993	John Randle, DT	Def.	@ Chicago, 10/25	7 tackles, 3.5 sacks
1994	Warren Moon, QB	Off.	vs. Miami, 9/25	26-of-37, 326 yds, 3 TD, 44 lg
1994	Fuad Revez, K	S.T.	@ Tampa Bay, 10/30	5/5 FG, 3/3 PAT, 48 lg, 18 pts
1994	Warren Moon, QB	Off.	vs. New Orleans, 11/6	33-of-57, 420 yds, 3 TD, 59 lg
1994	Cris Carter, WR	Off.	vs. Chicago, 12/1	9 rec, 124 yds, 2TD (65t in OT)
1994	Jack Del Rio, LB	Def.	@ Buffalo, 12/10	5 tackles, sack, INT
1994	John Randle, DT	Def.	vs. San Francisco, 12/26	2 tackles, 2 sacks, FF, FR
1995	Fuad Revez, K	S.T.	vs. Detroit, 9/10	2/2 FG, 2/2 PAT, 8 pts
1995	Orlando Thomas, S	Def.	@ Pittsburgh, 9/24	8 tackles, 2 INT (45t), 2 PD
1995	Jeff Brady, LB	Def.	vs. Green Bay, 11/5	6 tackles, sack, INT, 2 PD
1996	Jeff Brady, LB	Def.	vs. Detroit, 9/1	4 tackles, 2 INT, 3 PD
1996	Brad Johnson, QB	Off.	@ Atlanta, 9/8	15-of-26, 275 yds, TD, 71 lg
1996	John Randle, DT	Def.	vs. Green Bay, 9/22	3 tackles, 2 sacks, 2 FF
1996	Brad Johnson, QB	Off.	vs. Arizona, 12/1	19-of-26, 238 yds, 4 TD
1996	Fernando Smith, DE	Def.	@ Detroit, 12/8	3 tackles, 2 sacks
1997	Eddie Murray, K	S.T.	@ Arizona, 10/5	2/2 FG, 2/2 PAT, 49 lg, 10 pts
1998	Gary Anderson, K	S.T.	vs. Detroit, 9/20	5/5 FG, 2/2 PAT, 42 lg, 17 pts
1998	Randall Cunningham, QB	Off.	@ Chicago, 9/27	16-of-25, 275 yds, 4 TD, 67t lg
1998	Randall Cunningham, QB	Off.	@ Green Bay, 10/5	20-of-32, 442 yds, 4 TD, 56t lg
1998	Robert Smith, RB	Off.	@ Detroit, 10/25	19 att, 134 yds, INT, 57t lg
1998	Mitch Berger, P	S.T.	vs. Cincinnati, 11/15	4 punts, 55.8 avg, 2 in20, 66 lg, 4 KO TB
1998	Mitch Berger, P	S.T.	vs. Green Bay, 11/22	3 punts, 54.3 avg, 1 in20, 56 lg, 5 KO TB
1998	Randy Moss, WR	Off.	vs. Green Bay, 11/22	8 rec, 153 yds, TD, 49t lg
1998	Randy Moss, WR	Off.	@ Dallas, 11/26	3 rec, 163 yds, 3 TD, 56t lg
1998	Randall Cunningham, QB	Off.	vs. Chicago, 12/6	21-of-31, 349 yds, INT, 2 TD, 64 lg
1998	Gary Anderson, K	S.T.	@ Baltimore, 12/13	6/6 FG, 2/2 PAT, 46 lg, 20 pts
1999	John Randle, DT	Def.	vs. Tampa Bay, 10/3	4 tackles, 2 sacks, FF, FR, PD
1999	Jeff George, QB	Off.	vs. San Fran., 10/24	15-of-28, 250 yds, 3 TD, 80t lg
1999	Cris Carter, WR	Off.	@ Denver, 10/31	8 rec, 144 yds, 2 TD, 37t lg
1999	Randy Moss, WR	Off.	@ Chicago, 11/14	12 rec, 204 yds, 44lg
1999	Cris Carter, WR	Off.	vs. San Diego, 11/28	11 rec, 136 yds, 2 TD, 34t lg
1999	Mitch Berger, P	S.T.	vs. Green Bay, 12/20	6 punts, 46.8 avg, 2 in20, 57 lg, 2 TB
1999	Moe Williams, RB	S.T.	@ NY Giants, 12/26	1 KR, 85 yds, 85t lg
1999	John Randle, DT	Def.	vs. Detroit, 1/2/00	3 tackles, 2 sacks, FF
2000	Daunte Culpepper, QB	Off.	vs. Tampa Bay, 10/9	15-of-19, 231 yds, 2TD, 7 att, 35 yds, TD
2000	Gary Anderson, K	S.T.	vs. Buffalo, 10/22	3/3 FG, 2/2 PAT, 38 lg, 11 pts
2000	Daunte Culpepper, QB	Off.	vs. Carolina, 11/19	22-of-29, 357 yds, 3TD, 53t lg
2000	Mitch Berger, P	S.T.	vs. Detroit, 11/30	5 punts, 49.2 avg, 60 lg, 1 in20, 1 KO TB
2001	Randy Moss, WR	Off.	vs. NY Giants, 11/19	10 rec, 171 yds, 3 TD, 57t lg
2001	Todd Bouman, QB	Off.	vs. Tennessee, 12/9	21-of-31, 348 yds, 4 TD, 73t lg, 131.5 PR
2002	Michael Bennett, RB	Off.	vs. Green Bay, 11/17	20 att, 130 yds, 62 lg
2002	Daunte Culpepper, QB	Off.	@ New Orleans, 12/15	26-of-36, 312 yds, 2 TD, 7att, 73 yds, 2 TD, 2pt. run
2002	Gary Anderson, K	S.T.	vs. Miami, 12/21	2/2 FG, 2/2 PAT, 53 lg, 8 pts
2003	Corey Chavous, S	Def.	@ Green Bay, 9/7	7 tackles, 2 INT, 2 PD
2003	Lance Johnstone, DE	Def.	vs. Denver, 10/19	3 tackles, 1.5 sacks, INT (TD), 2 PD
2003	Brian Williams, CB	Def.	vs. Detroit, 11/23	4 tackles, 3 INT (1 TD), 3 PD
2004	Daunte Culpepper, QB	Off.	vs. Dallas, 9/12	17-of-23, 242 yds, 5 TD, 63t lg, 147.1 PR
2004	Daunte Culpepper, QB	Off.	vs. Chicago, 9/26	19-of-30, 360 yds, 2 TD, 63 lg, 127.1 PR; 5 att, 13 yds, 1 TD
2004	Daunte Culpepper, QB	Off.	@ New Orleans, 10/17	26-of-37, 425 yds, 5 TD, 46 lg, 125.6 PR
2004	Kevin Williams, DT	Def.	vs. Jacksonville, 11/28	6 tackles, 1 sack, FR (TD)

2004	Daunte Culpepper, QB	Off.	@ Detroit, 12/19	25-of-35, 404 yds, 3 TD, 82t lg, 126.4 PR
2005	Daunte Culpepper, QB	Off.	vs. Green Bay, 10/23	23-of-31, 280 yds, 2 TD, 29 lg, 123.1 PR
2005	Darren Sharper, S	Def.	@ N.Y. Giants, 11/13	4 tackles, 3 INT, 5 PD, 1 TD
2006	Ryan Longwell, K	S.T.	vs. Carolina, 9/17	16-yard TD pass, 3/4 FG, 10 pts
2006	Cedric Griffin, CB	Def.	@ Detroit, 12/10	3 tackles, FF, FR, INT, PD
2007	Adrian Peterson, RB	Off.	@ Chicago, 10/14	20 att., 224 yds, 3 TD, 73t long
2007	Adrian Peterson, RB	Off.	vs. San Diego, 11/4	30 att., 296 yds, 3 TD, 64t long
2007	Dwight Smith, S	Def.	@ N.Y. Giants, 11/25	6 tackles, 2 INT (1 TD), 2 PD
2007	Aundrae Allison, WR	S.T.	vs. Detroit, 12/2	3 KR, 144 yds, 104t long, 1 TD
2008	Antoine Winfield, CB	Def.	at New Orleans, 10/6	8 tackles, 4 TFL, 1 sack, 1FF, 1FR, returned blocked FG for TD
2008	Adrian Peterson, RB	Off.	vs. Green Bay, 11/9	30 att., 192 yds, 1 TD, 29t long
2008	Jared Allen, DE	Def.	vs. Chicago, 11/30	9 tackles, 2.5 sacks, 2 QB hurries
2008	Tarvaris Jackson, QB	Off.	at Arizona, 12/14	11-of-17, 163 yds, 4 TD, 0 INT, 135.5 rating
2008	Ryan Longwell, K	S.T.	vs. N.Y. Giants, 12/28	2-for-2 FG, 50-yd game-winner, 2-2 PAT
2009	Chad Greenway, LB	Def.	at Detroit, 9/20	4 tackles, 2 INT, 1 FR
2009	Percy Harvin, WR/KR	S.T.	vs. San Francisco, 9/27	4 KOR, 180 yards, 101-yard TD
2009	Brett Favre, QB	Off.	vs. Green Bay, 10/5	24-of-31, 271 yards, 3 TD, 0 INT, 135.3 rating
2009	Brett Favre, QB	Off.	at Green Bay, 11/1	17-of-28, 244 yards, 4 TD, 0 INT, 128.6 rating
2009	Sidney Rice, WR	Off.	vs. Detroit, 11/15	7 rec., 201 yards, 28.7 avg., 56 lng
2009	Brett Favre, QB	Off.	vs. N.Y. Giants, 1/3/10	25-of-31, 316 yards, 4 TD, 0 INT, 148.7 rating
2010	Adrian Peterson, RB	Off.	vs. Detroit, 9/26	23 att., 160 yards, 2 TD, 80t lng
2010	Percy Harvin, WR/KR	S.T.	vs. Dallas, 10/17	3 ret., 134 yards, 1 TD, 44.7 avg., 95t lng
2010	Chris Klumbe, P	S.T.	vs. Arizona, 11/7	4 punts, 191 yards, 47.8 avg., 56 lng, 4 Inside 20
2010	Antoine Winfield, DB	Def.	@ Philadelphia, 12/28	9 tkl., 2 sacks, 1 TFL, 1 FF, 1 FR, returned FF/FR for TD

## VIKINGS ALL-TIME NFC PLAYERS OF THE MONTH

YEAR	PLAYER	HONOR	MONTH
1986	Doug Martin, DE	Defense	September
1989	Keith Millard, DT	Defense	October
1992	Chris Doleman, DE	Defense	December
1993	Chris Doleman, DE	Defense	Dec./Jan.
1994	Jack Del Rio, LB	Defense	September
1994	Anthony Parker, CB	Defense	October
1994	John Randle, DT	Defense	December
1994	Fuad Reveiz, K	Special Teams	December
1995	Warren Moon, QB	Offense	November
1996	John Randle, DT	Defense	September
1997	Jake Reed, WR	Offense	September
1997	John Randle, DT	Defense	October
1998	Randall Cunningham, QB	Offense	October
1998	Mitch Berger, P	Special Teams	November
1998	John Randle, DT	Defense	December
1999	Mitch Berger, P	Special Teams	September
1999	Cris Carter, WR	Offense	November
1999	John Randle, DT	Defense	December
2000	Robert Smith, RB	Offense	November
2000	Mitch Berger, P	Special Teams	December
2003	Daunte Culpepper, QB	Offense	September
2004	Daunte Culpepper, QB	Offense	October
2005	Chris Klumbe, P	Special Teams	September
2005	Darren Sharper, S	Defense	November
2009	Brett Favre, QB	Offense	November

## VIKINGS ALL-TIME NFL ROOKIES OF THE MONTH

YEAR	PLAYER	HONOR	MONTH
1997	Dwayne Rudd, LB	Defense	December
1998	Randy Moss, WR	Offense	November
2003	Kevin Williams, DT	Defense	December
2007	Adrian Peterson, RB	Offense	September
2007	Adrian Peterson, RB	Offense	October
2009	Percy Harvin, WR	Offense	November

## VIKINGS ALL-TIME NFL PLAYOFF PLAYERS OF THE WEEK

YEAR	PLAYER	HONOR	ROUND	OPPONENT/PERFORMANCE
1997	Eddie Murray, K	Special Teams	Wild Card	@ NY Giants; 3-3 FG, 2-2 XP, 11 points
1998	Robert Griffith, S	Defense	Divisional	vs. Arizona; 6 tackles, 2 interceptions
1999	Robert Smith, RB	Offense	Wild Card	vs. Dallas; 28 att., 140 yds., 3 rec., 58 yds, 1 TD
2000	Daunte Culpepper, QB	Offense	Divisional	vs. New Orleans; 17-31-302 yds., 3 TDs
2004	Antoine Winfield, CB	Defense	Wild Card	@ Green Bay; 13 tackles, 1 INT, 1 PD

# VIKINGS ALL-TIME HONORS

## NFL MVP

- 1971-Alan Page, DT (AP)
- 1975-Fran Tarkenton, QB (AP, NEA, PF, FW, TSN, Maxwell Club)
- 1998-Randall Cunningham, QB (Miller Lite, Maxwell Club)
- 2008-Adrian Peterson, RB (Maxwell Club)

## ALL-PRO

- 1963-Tommy Mason, HB (AP, UPI, NEA)
- 1964-Mick Tingelhoff, C (AP, UPI)
- 1965-Mick Tingelhoff, C (AP, UPI, NEA)
- 1966-Mick Tingelhoff, C (AP, UPI, NEA)
- 1967-Mick Tingelhoff, C (UPI)
- 1968-Mick Tingelhoff, C (AP, UPI, NEA); Carl Eller, DE (AP, UPI, NEA)
- 1969-Mick Tingelhoff, C (AP, UPI, NEA); Carl Eller, DE (AP, UPI, NEA); Alan Page, DT (UPI)
- 1970-Alan Page, DT (AP, NEA, PF, FW); Carl Eller, DE (AP, NEA, PF, FW); Mick Tingelhoff, C (PF, FW)
- 1971-Alan Page, DT (AP, NEA, PF, FW); Carl Eller, DE (AP, NEA, PF, FW); Ron Yary, T (AP, NEA, PF, FW); Paul Krause, DB (NEA)
- 1972-Ron Yary, T (AP)
- 1973-Carl Eller, DE (PF, FW, AP, NEA); John Gilliam, WR (NEA); Alan Page, DT (AP, PF, FW); Fran Tarkenton, QB (NEA); Ron Yary, T (AP, PF, FW, NEA)
- 1974-Alan Page, DT (PF, FW, NEA, AP, PF, FW); Ed White, G (NEA); Ron Yary, T (PF, FW, NEA, AP, PF, FW)
- 1975-Chuck Foreman, RB (AP, NEA, PF, FW); Paul Krause, S (AP, PF, FW); Alan Page, DT (AP, PF, FW); Fran Tarkenton, QB (AP, NEA, PF, FW); Ed White, G (NEA); Ron Yary, T (AP, NEA, PF, FW)
- 1976-Ron Yary, T (AP, NEA, PF, FW); Chuck Foreman, RB (NEA)
- 1980-Matt Blair, LB (AP)
- 1982-Doug Martin, DE (PF, FW)
- 1987-Joey Browner, S (AP, NEA, PF, FW, PF, FW); Gary Zimmerman, T (AP, NEA, PF, FW, PF, FW); Chris Doleman, DE (NEA)
- 1988-Joey Browner, S (AP, PF, FW, PF, FW, PF, FW, TSN, SI); Carl Lee, CB (AP, PF, FW, PF, FW, PF, FW, TSN); Keith Millard, DT (AP, PF, FW, PF, FW, TSN); Gary Zimmerman, T (AP, PF, FW, PF, FW, TSN); Chris Doleman, DE (AP, PF, FW, PF, FW, TSN, PF, FW); Keith Millard, DT (AP, TSN, SI, PF, FW); Joey Browner, S (CPFN); Randall McDaniel, G (CPFN)
- 1990-Joey Browner, S (AP, PF, FW, PF, FW, PF, FW, FD, NEA); Randall McDaniel, G (AP, PF, FW); Chris Doleman, DE (SI)
- 1991-Randall McDaniel, G (AP, NEA, TSN, PF, FW)
- 1992-Chris Doleman, DE (AP, FD, FN, PF, FW, TSN, UPI); Randall McDaniel, G (AP, PF, FW, FD, FN, PF, FW, NEA, TSN); Audrey McMillian, CB (AP, PF, FW, PF, FW, UPI); Gary Zimmerman, T (FN, NEA, UPI); Todd Scott, S (FD, FN, UPI); Harry Newsome, P (FN)
- 1993-Randall McDaniel, G (AP, PF, FW, TSN, SI); John Randle, DT (AP, PF, FW, FD)
- 1994-Cris Carter, WR (AP, PF, FW, PF, FW, PF, FW, TSN, SI, USA); Randall McDaniel, G (AP, PF, FW, PF, FW, PF, FW, TSN, USA); John Randle, DT (AP, PF, FW, PF, FW, PF, FW, TSN, USA); Fuad Revezic, K (PF, FW, FD, SI)
- 1995-Randall McDaniel, G (AP, PF, FW, PF, FW); John Randle, DT (AP, PF, FW, PF, FW, TSN, USA)
- 1996-Cris Carter, WR (SI); Randall McDaniel, G (AP, PF, FW, FD, PF, FW, TSN, USA); John Randle, DT (AP, PF, FW, PF, FW, TSN, USA)
- 1997-Cris Carter, WR (USA); Randall McDaniel, G (TSN, USA); John Randle, DT (AP, PF, PF, FW, TSN); Todd Stuessie, T (FD)
- 1998-Gary Anderson, K (AP, SI, PF, FW, PF, FW, TSN, FD, USA); Jeff Christy, C (SI); Randall Cunningham, QB (AP, SI, PF, FW, FD, CPFN); Robert Griffith, S (TSN, CPFN); Jimmy Hitchcock, CB (CPFN); Randall McDaniel, G (AP, SI, PF, FW, PF, FW, TSN, FD, USA); Randy Moss, WR (AP, SI, PF, FW, PF, FW, TSN, FD, USA); John Randle, DT (AP, PF, PF, FW, PF, FW, USA); Todd Stuessie, T (SI)
- 1999-Mitch Berger, P (PF, PF, FW, TSN); Cris Carter, WR (AP, FD, PF, FW, SI); Jeff Christy, C (PF, FW); Randall McDaniel, G (USA); Randy Moss, WR (USA); John Randle, DT (USA)



**Matt Blair**

- 2000-Daunte Culpepper, QB (USA); Randy Moss, WR (AP, SI, PF, FW, PF, FW, TSN, FD, USA)
- 2003-Matt Birk, C (TSN); Randy Moss, WR (AP, PF, FW)
- 2004-Kevin Williams, DT (AP, PF, FW, TSN)
- 2005-Darren Sharper, S (PF, FW, SI, TSN)
- 2006-Steve Hutchinson, G (PF, FW, TSN), Kevin Williams, DT (AP, PF, FW, TSN)
- 2007-Steve Hutchinson, G (AP, PF, FW, TSN), Adrian Peterson, RB (TSN), Kevin Williams, DT (AP, PF, FW, TSN)
- 2008-Jared Allen, DE (AP), Steve Hutchinson, G (AP, TSN, PF, FW), Adrian Peterson RB (AP, TSN, PF, FW), Kevin Williams DT (AP)
- 2009-Jared Allen DE (AP, PF, FW), Steve Hutchinson G (AP, PF, FW), Adrian Peterson RB (AP, PF, FW), Kevin Williams DT (AP, PF, FW)

## ALL-NFC

- 1970-Mick Tingelhoff, C (AP); Carl Eller, DE (AP, UPI); Alan Page, DT (AP, UPI); Paul Krause, S (UPI)
- 1971-Carl Eller, DE (AP, UPI, TSN); Alan Page, DT (AP, UPI, TSN); Ron Yary, T (AP, UPI, TSN); Bob Grim, WR (UPI, TSN); Paul Krause, DB (UPI, TSN)
- 1972-Carl Eller, DE (TSN, AP); Paul Krause, DB (UPI, AP, TSN); Alan Page, DT (UPI, AP, TSN); Fran Tarkenton, QB (UPI, TSN); Ron Yary, T (UPI, AP, TSN)
- 1973-Carl Eller, DE (PF, FW, AP, UPI, TSN); John Gilliam, WR (UPI, TSN); Paul Krause, S (UPI, TSN, AP, PF, FW); Alan Page, DT (PF, FW, AP, UPI, TSN); Ron Yary, T (AP, PF, FW, TSN, UPI); Bobby Bryant, DB (PF, FW)
- 1974-Chuck Foreman, RB (AP, UPI, TSN, PF, FW); Alan Page, DT (AP, UPI, TSN, PF, FW); Nate Wright, DB (PF, FW); Ron Yary, T (AP, UPI, TSN, PF, FW)
- 1975-Carl Eller, DE (AP, UPI); Chuck Foreman, RB (AP, UPI); Paul Krause, S (AP, UPI); Alan Page, DT (AP, UPI); Fran Tarkenton, QB (AP, UPI); Ed White, G (AP, UPI); Ron Yary, T (AP, UPI)
- 1976-Sammy White, WR (UPI); Ron Yary, T (AP, UPI); Ed White, G (UPI); Fran Tarkenton, QB (UPI); Chuck Foreman, RB (AP, UPI); Alan Page, DT (AP, UPI)
- 1977-Matt Blair, LB (TSN); Chuck Foreman, RB (PF, FW, TSN); Alan Page, DT (UPI); Sammy White, WR (PF, FW); Ron Yary, T (UPI, PF, FW, TSN)
- 1978-Matt Blair, LB (UPI, PF, FW); Sammy White, WR (UPI)
- 1979-Ahmad Rashad, WR (UPI, PF, FW, SN); Matt Blair, LB (PF, FW)
- 1980-Matt Blair, LB (UPI); Ahmad Rashad, WR (UPI)
- 1981-Joe Senser, TE (UPI)
- 1982-Doug Martin, DE (UPI, PF, FW)
- 1986-Tommy Kramer, QB (UPI)
- 1987-Joey Browner, S (UPI, PF, FW, FN); Chris Doleman, DE (UPI, PF, FW, FN); Gary Zimmerman, T (UPI, PF, FW, FN); Steve Jordan, TE (UPI); Anthony Carter, WR (FN)

- 1988-Joey Browner, S (UPI); Carl Lee, CB (UPI); Gary Zimmerman, T (UPI)
- 1989-Chris Doleman, DE (UPI, PF, FW); Keith Millard, DT (UPI, PF, FW); Randall McDaniel, G (PF, FW); Joey Browner, S (UPI, FN)
- 1990-Joey Browner, S (UPI, FN); Randall McDaniel, G (UPI); Carl Lee, CB (FN); Henry Thomas, DT (FN)
- 1993-Randall McDaniel, G (UPI, FN); John Randle, DT (UPI, FN); Chris Doleman, DE (UPI)
- 1994-Cris Carter, WR (UPI, UPI); Randall McDaniel, G (FN, UPI); John Randle, DT (UPI, UPI); Fuad Revezic, K (FN, UPI); Jack Del Rio, LB (FN)
- 1995-Randall McDaniel, G (FN, UPI), David Palmer, PR (FN), John Randle, DT (FN, UPI)
- 1996-Randall McDaniel, G (UPI, FN); John Randle, DT (UPI)
- 1997-Cris Carter, WR (FN); Randall McDaniel, G (PF, FW, FN); David Palmer, PR (PF, FW); John Randle, DT (PF, FW, USA); Todd Stuessie, T (PF, FW, FN)
- 1998-Gary Anderson, K (FN, PF, FW); Jeff Christy, C (FN, PF, FW); Randall Cunningham, QB (FN, PF, FW); Randall McDaniel, G (FN, PF, FW); Randy Moss, WR (FN, PF, FW); John Randle, DT (FN, PF, FW); Dwayne Rudd, LB (FN); Todd Stuessie, T (PF, FW)
- 1999-Mitch Berger, P (PF, FW); Cris Carter, WR (PF, FW); Jeff Christy, C (PF, FW)
- 2000-Matt Birk, C (PF, FW, FN); Daunte Culpepper, QB (PF, FN); Randy Moss, WR (CP, FW, FN); Robert Smith, RB (PF, FW, FN)
- 2002-Randy Moss, WR (PF, FW)
- 2003-Matt Birk, C (PF, FW); Randy Moss, WR (PF, FW)
- 2004-Daunte Culpepper, QB (PF, FW); Kevin Williams, DT (PF, FW)
- 2005-Koren Robinson, KR (PF, FW); Darren Sharper, S (PF, FW)
- 2006-Steve Hutchinson, G (PF, FW), Pat Williams, DT (PF, FW)
- 2007-Matt Birk, C (PF, FW), Steve Hutchinson, G (PF, FW), Adrian Peterson, RB (PF, FW), Darren Sharper, S (PF, FW), Kevin Williams, DT (PF, FW), Pat Williams, DT (PF, FW)
- 2008-Steve Hutchinson, G (PF, FW), Adrian Peterson, RB (PF, FW), Kevin Williams, DT (PF, FW), Antoine Winfield, CB (PF, FW)
- 2009-Adrian Peterson, RB (PF, FW)
- 2010-Adrian Peterson, RB (PF, FW)

## NFL COACH OF THE YEAR

- 1969-Bud Grant (PF, FW, TSN)
- 1992-Dennis Green (Washington Touchdown Club)
- 1998-Dennis Green (SI, Maxwell Club)

## NFC COACH OF THE YEAR

- 1992-Dennis Green, (UPI, CPFN)

## NFL OFFENSIVE PLAYER OF THE YEAR

- 1975-Fran Tarkenton, QB (PF, FW)
- 1998-Randall Cunningham, QB (CP, FW)

## NFL DEFENSIVE PLAYER OF THE YEAR

- 1971-Alan Page, DT (PF, FW)
- 1973-Alan Page, DT (PF, FW)
- 1989-Keith Millard, DT (AP, PF, FW)

## NFC PLAYER OF THE YEAR

- 1974-Chuck Foreman (TSN)
- 1975-Fran Tarkenton (TSN)
- 1998-Randall Cunningham, QB (FN)

## NFC DEFENSIVE PLAYER OF THE YEAR

- 1992-Chris Doleman, DE (UPI)

## NFL LINEMAN OF THE YEAR

- 1973-Alan Page, DT (PF, FW)

## NFL COMEBACK PLAYER OF THE YEAR

- 1986-Tommy Kramer, QB (PF, FW)

## NFL ROOKIE OF THE YEAR

- 1963-Paul Flatley, WR (AP, UPI, NEA, TSN)
- 1973-Chuck Foreman, RB (AP, PF, FW)
- 1976-Sammy White, WR (AP, PF, FW)

1998-Randy Moss, WR (TSN, FN, PF, WI)  
 2007-Adrian Peterson, RB (TSN, PF, WI)  
 2009-Percy Harvin, WR/KR (Pepsi)

**NFL OFFENSIVE ROOKIE OF THE YEAR**

1973-Chuck Foreman, RB, (PFW)  
 1976-Sammy White, WR, (PFW, PD)  
 1998-Randy Moss, WR (AP, FD, CPFW)  
 2007-Adrian Peterson, RB (AP, PF, WI)  
 2009-Percy Harvin, WR/KR (AP, PF, WI)

**NFL DEFENSIVE ROOKIE OF THE YEAR**

1994-Dewayne Washington, CB (PFN)

**WALTER PAYTON AWARD-  
 NFL MAN OF THE YEAR**

1999-Cris Carter  
 2010-Madieu Williams

**NFL ALUMNI PLAYERS OF THE YEAR**

1988-Anthony Carter (WR), Joey Browner (DB)  
 1992-Randall McDaniel (OL)  
 1994-Cris Carter (WR)  
 1998-Gary Anderson (ST), Randall Cunningham (QB), Randy Moss (WR), John Randle (DL)  
 2000-Cris Carter (WR), Daunte Culpepper (QB)  
 2006-Steve Hutchinson (OL)  
 2008-Adrian Peterson (RB)  
 2009-Steve Hutchinson (OL), Jared Allen (DL)

**NFL ALUMNI CAREER ACHIEVEMENT  
 AWARD**

1995-Alan Page

**NFC ROOKIE OF THE YEAR**

1973-Chuck Foreman, RB (Wheaties, TSN)  
 1976-Sammy White, WR (UPI, TSN, NEA)  
 1998-Randy Moss, WR (PFWA)

**NFC OFFENSIVE ROOKIE OF THE YEAR**


1998-Randy Moss, WR (PFWA)

**1,000 YARD CLUB**

(For the outstanding blocker in the NFL)  
 1968-Mick Tingelhoff, C  
 1975-Ron Yary, T

**PRO BOWL PLAYERS**

1961-Hugh McElhenry, HB; Jerry Reichow, E  
 1962-Tommy Mason, HB  
 1963-Tommy Mason, HB; Grady Alderman, T; Rip Hawkins, LB  
 1964-Tommy Mason, HB; Grady Alderman, T; Mick Tingelhoff, C; Fran Tarkenton, QB; Bill Brown, RB  
 1965-Grady Alderman, T; Bill Brown, FB; Fran Tarkenton, QB; Mick Tingelhoff, C  
 1966-Paul Flatley, E; Grady Alderman, T; Milt Sunde, G; Mick Tingelhoff, C  
 1967-Mick Tingelhoff, C; Grady Alderman, T; Bill Brown, FB  
 1968-Mick Tingelhoff, C; Bill Brown, FB; Carl Eller, DE; Jim Marshall, DE; Alan Page, DT  
 1969-Carl Eller, DE; Joe Kapp, QB; Paul Krause, S; Gary Larsen, DT; Jim Marshall, DE; Alan Page, DT; Gene Washington, WR; Mick Tingelhoff, C



**Anthony Carter**

1970-Fred Cox, K; Carl Eller, DE; Karl Kasulke, S; Gary Larsen, DT; Dave Osborn, HB; Alan Page, DT; Gene Washington, WR  
 1971-Carl Eller, DE; Alan Page, DT; Paul Krause, DB; Ron Yary, T; Bob Grim, WR  
 1972-John Gilliam, WR; Paul Krause, DB; Alan Page, DT; Ron Yary, T  
 1973-Chuck Foreman, RB; John Gilliam, WR; Paul Krause, S; Alan Page, DT; Jeff Siemon, LB; Ron Yary, T; \*Carl Eller, DE  
 1974-Carl Eller, DE; Chuck Foreman, RB; John Gilliam, WR; Paul Krause, S; Alan Page, DT; \*Fran Tarkenton, QB; Ron Yary, T  
 1975-Bobby Bryant, DB; Chuck Foreman, RB; John Gilliam, WR; Paul Krause, S; Alan Page, DT; Jeff Siemon, LB; \*Fran Tarkenton, QB; Ed White, G; Ron Yary, T  
 1976-Jeff Siemon, LB; Ed White, G; Ron Yary, T; Sammy White, WR; \*Chuck Foreman, RB; \*Fran Tarkenton, QB; \*Alan Page, DT  
 1977-Matt Blair, LB; Chuck Foreman, RB; Jeff Siemon, LB; Ed White, G; Sammy White, WR; Ron Yary, T  
 1978-Matt Blair, LB; Ahmad Rashad, WR  
 1979-Matt Blair, LB; Ahmad Rashad, WR  
 1980-Matt Blair, LB; Ahmad Rashad, WR  
 1981-Matt Blair, LB; Ahmad Rashad, WR; \*Joe Senser, TE  
 1982-Matt Blair, LB  
 1984-Jan Stenerud, K  
 1985-Joey Browner, special teams  
 1986-Tommy Kramer, QB; Joey Browner, S; Steve Jordan, TE  
 1987-Joey Browner, S; Chris Doleman, DE; Scott Studwell, LB; Anthony Carter, WR; Steve Jordan, TE; Gary Zimmerman, T  
 1988-Joey Browner, S; Chris Doleman, DE; Carl Lee, CB; Keith Millard, DT; Scott Studwell, LB; Anthony Carter, WR; Steve Jordan, TE; Wade Wilson, QB; Gary Zimmerman, T  
 1989-Joey Browner, S; Chris Doleman, DE; Carl Lee, CB; Keith Millard, DT; Steve Jordan, TE;

Randall McDaniel, G; Gary Zimmerman, T  
 1990-Joey Browner, S; Chris Doleman, DE; Carl Lee, CB; Steve Jordan, TE; Randall McDaniel, G  
 1991-Steve Jordan, TE; Randall McDaniel, G; Henry Thomas, NT  
 1992-Chris Doleman, DE; Randall McDaniel, G; Audray McMillian, CB; Todd Scott, S; Henry Thomas, DT; Gary Zimmerman, T  
 1993-Cris Carter, WR; Chris Doleman, DE; Randall McDaniel, G; John Randle, DT  
 1994-Cris Carter, WR; Jack Del Rio, LB; Randall McDaniel, G; Warren Moon, QB; John Randle, DT; Fuad Reveiz, K  
 1995-Cris Carter, WR; Randall McDaniel, G; Warren Moon, QB; John Randle, DT  
 1996-Cris Carter, WR; Randall McDaniel, G; John Randle, DT  
 1997-Cris Carter, WR; Randall McDaniel, G; John Randle, DT; Todd Steussie, T  
 1998-Gary Anderson, K; Cris Carter, WR; Jeff Christy, C; Randall Cunningham, QB; Ed McDaniel, LB; Randall McDaniel, G; Randy Moss, WR; John Randle, DT; Robert Smith, RB; Todd Steussie, T  
 1999-Mitch Berger, P; Cris Carter, WR; Jeff Christy, C; Randall McDaniel, G; Randy Moss, WR  
 2000-Matt Birk, C; Cris Carter, WR; Daunte Culpepper, QB; Robert Griffith, S; Randy Moss, WR; Robert Smith, RB; Corey Stringer, T  
 2001-Matt Birk, C; Byron Chamberlain, TE  
 2002-Michael Bennett, RB; Randy Moss, WR  
 2003-Matt Birk, C; Corey Chavous, S; Daunte Culpepper, QB; Randy Moss, WR  
 2004-Matt Birk, C; Daunte Culpepper, QB; Kevin Williams, DT  
 2005-Koren Robinson, KR; Darren Sharper, S  
 2006-Matt Birk, C; Steve Hutchinson, G; Kevin Williams, DT; Pat Williams, DT  
 2007-Matt Birk, C; Steve Hutchinson, G; Adrian Peterson, RB; Tony Richardson, FB; Darren Sharper, S; Kevin Williams, DT; Pat Williams, DT  
 2008-Jared Allen, DE; Steve Hutchinson, G; Adrian Peterson, RB; Kevin Williams, DT; Pat Williams, DT; Antoine Winfield, CB  
 2009-Jared Allen, DE; Heath Farwell, LB; Brett Favre, QB; Percy Harvin, WR/KR; Steve Hutchinson, G; Bryant McKinnie, T; Adrian Peterson, RB; Sidney Rice, WR; \*Kevin Williams, DT; Antoine Winfield, DB  
 2010-E.J. Henderson, LB; Adrian Peterson, RB; \*Kevin Williams, DT; Antoine Winfield, CB

**Bold - Starter**

\*Did not play

AP-Associated Press; CPFN-College & Pro Football Newsweekly; FD-Football Digest; FN-Football News; NEA-Newspaper Enterprise Assoc.; PFW-Pro Football Weekly; PFWA-Pro Football Writers of America; SI-Sports Illustrated; TSN-The Sporting News; UPI-United Press International; USA-USA Today

**VIKINGS PRO BOWL HONOREES**

**MOST PRO BOWL SEASONS**

11	Randall McDaniel, G	1989-99
9	Alan Page, DT	1968-76
8	Cris Carter, WR	1993-00
7	Ron Yary, T	1971-77
6	Joey Browner, S	1985-90
6	Matt Blair, LB	1977-82
6	Chris Doleman, DE	1987-90, '92-93
6	Carl Eller, DE	1968-71, '73-74
6	Paul Krause, S	1969, '71-75
6	Steve Jordan, TE	1986-91
6	John Randle, DT	1993-98
6	Mick Tingelhoff, C	1964-69
6	Matt Birk, C	2000-01, '03-04, '06-07
6	Kevin Williams, DT	2004, '06-10

**MOST PRO BOWL STARTS**

11	Randall McDaniel, G	1989-99
7	Alan Page, DT	1968-71, '73-75
7	Ron Yary, T	1971-77
6	John Randle, DT	1993-98
5	Chris Doleman, DE	1987-90, '92

KICKOFF EXECUTIVES STAFF COACHES PLAYERS ROOKIES 2010 SEASON RECORDS PLAYOFF RECORDS HISTORY EXTRA POINTS



9/9.....W.....	24-3	Atlanta	62,815
9/16.....L.....	17-20 OT	@ Detroit	61,771
9/23.....L.....	10-13	@ Kansas City	78,038
9/30.....L.....	16-23	Green Bay	63,779
10/14.....W.....	34-31	@ Chicago	62,174
10/21.....L.....	14-24	@ Dallas	63,432
10/28.....L.....	16-23	Philadelphia	63,019
11/4.....W.....	35-17	San Diego	63,043
11/11.....L.....	0-34	@ Green Bay	70,945
11/18.....W.....	29-22	Oakland	62,960
11/25.....W.....	41-17	@ N.Y. Giants	78,591
12/2.....W.....	42-10	Detroit	62,996
12/9.....W.....	27-7	@ San Francisco	68,050
12/17.....W.....	20-13	Chicago	63,800
12/23.....L.....	21-32	Washington	63,634
12/30.....L.....	19-22 OT	@ Denver	76,084

<b>Total First Downs</b> .....	<b>Minn.</b>	<b>Opp.</b>
Rushing.....	294	305
Passing.....	131	67
Penalty.....	139	222
3rd Down: Made/Att.....	24	16
3rd Down: Pct.....	69/200	94/234
4th Down: Made/Att.....	34.5	40.2
4th Down: Pct.....	7/13	7/18
<b>Posession Avg.</b> .....	<b>53.8</b>	<b>38.9</b>
<b>Total Net Yards</b> .....	<b>29-22</b>	<b>30-38</b>
<b>Avg. Per Game</b> .....	<b>537.9</b>	<b>5410</b>
<b>Total Plays</b> .....	<b>336.2</b>	<b>338.1</b>
<b>Avg. Per Play</b> .....	<b>964</b>	<b>1063</b>
<b>Net Yards Rushing</b> .....	<b>5.6</b>	<b>5.1</b>
<b>Avg. Per Game</b> .....	<b>2634</b>	<b>1185</b>
<b>Total Rushes</b> .....	<b>164.5</b>	<b>74.1</b>
<b>Net Yards Passing</b> .....	<b>494</b>	<b>379</b>
<b>Avg. Per Game</b> .....	<b>2745</b>	<b>4225</b>
<b>Sacked/Yards Lost</b> .....	<b>171.6</b>	<b>264.1</b>
<b>Gross Yards Passing</b> .....	<b>38/193</b>	<b>38/275</b>
<b>Att./Completions</b> .....	<b>2938</b>	<b>4500</b>
<b>Completion Percentage</b> .....	<b>432/249</b>	<b>646/415</b>
<b>Had Intercepted</b> .....	<b>57.6</b>	<b>64.2</b>
<b>Punts/Average</b> .....	<b>14</b>	<b>15</b>
<b>Net Punting Avg.</b> .....	<b>81/44.7</b>	<b>82/46.1</b>
<b>Penalties/Yards</b> .....	<b>81/37.0</b>	<b>82/40.5</b>
<b>Fumbles/Ball Lost</b> .....	<b>86/662</b>	<b>110/763</b>
<b>Touchdowns</b> .....	<b>27/16</b>	<b>37/16</b>
Rushing.....	43	32
Passing.....	22	7
Returns.....	12	22
	9	3

<b>Score by Periods</b>	<b>1</b>	<b>2</b>	<b>3</b>	<b>4</b>	<b>OT</b>	<b>T</b>
VIKINGS	82	107	66	110	0	365
OPPONENTS	63	110	60	72	6	311

<b>Scoring</b>	<b>Ru</b>	<b>Re</b>	<b>Rt</b>	<b>1pt.</b>	<b>2pt.</b>	<b>FG</b>	<b>S</b>	<b>T</b>
Longwell	--	--	--	39/40	--	20/24	--	99
Peterson	12	1	0	--	--	--	--	78
Taylor	7	0	0	--	--	--	--	42
Rice	0	4	0	--	--	--	--	24
Jackson	3	0	0	--	2	--	--	22
Wade	0	3	0	--	--	--	--	18
K. Williams	0	0	2	--	--	--	--	12
Allison	0	0	1	--	--	--	--	6
Edwards	0	0	1	--	--	--	--	6
Ferguson	0	1	0	--	--	--	--	6
Greenway	0	0	1	--	--	--	--	6
Griffin	0	0	1	--	--	--	--	6
Kleinsasser	0	1	0	--	--	--	--	6
Sharper	0	1	0	--	--	--	--	6
Shiancoe	0	1	0	--	--	--	--	6
Smith	0	0	1	--	--	--	--	6
Williamson	0	1	0	--	--	--	--	6
Winfield	0	0	1	--	--	--	--	6
Bollinger	0	0	0	--	1	--	--	2
VIKINGS	22	12	9	39/40	3/3	20/24	1	365
OPPONENTS	7	22	3	31/31	0/1	28/32	2	311

<b>Field Goals</b>	<b>1-19</b>	<b>20-29</b>	<b>30-39</b>	<b>40-49</b>	<b>50+</b>
Longwell	0/0	3/3	6/6	10/11	1/4
VIKINGS	0/0	3/3	6/6	10/11	1/4
OPPONENTS	0/0	7/7	10/10	10/12	1/3

Longwell: (49G), (32G, 52G), (22), (44G, 35G, 48G), (48G, 55G), (48N), (39G, 32G, 48G), (57N), (1), (30G, 38G), (46G, 26G), (1), (48G, 46G), (42G, 48G), (53N), (22G)

Opponents: (44N, 45G), (30G, 48N, 37G), (39G, 49G), (28G, 44G, 33G), (32G), (50N, 45G), (20G, 59N, 27G, 25G), (36G), (39G, 24G), (42G, 30G, 42G, 49G, 52G), (48G), (37G), (29G, 47G), (26G), (43G, 30G)

<b>Passing</b>	<b>Att.</b>	<b>Cmp.</b>	<b>Yards</b>	<b>Pct</b>	<b>Yd./Att.</b>	<b>TD</b>	<b>TD%</b>	<b>Int.</b>	<b>Int%</b>	<b>Lg</b>	<b>Sack/Lost</b>	<b>Rating</b>
Jackson	294	171	1911	58.2	6.5	9	3.1	12	4.1	71	19/70	70.8
Holcomb	83	42	515	50.6	6.2	2	2.4	1	1.2	40	12/67	73.1
Bollinger	50	33	391	66.0	7.8	1	2.0	1	2.0	50	7/36	88.0
Rice	2	2	94	100.0	47.0	0	0.0	0	0.0	79	0/0	118.8
Kluewe	1	1	27	100.0	27.0	0	0.0	0	0.0	27	0/0	118.8
Moore	1	0	0	0.0	0.0	0	0.0	0	0.0	0	0/0	39.6
Taylor	1	0	0	0.0	0.0	0	0.0	0	0.0	0	0/0	39.6
VIKINGS	432	249	2938	57.6	6.8	12	2.8	14	3.2	79	38/193	74.2
OPPONENTS	646	415	4500	64.2	7.0	22	3.4	15	2.3	81t	38/275	86.3

**USUAL STARTERS (GAMES STARTED)**

<b>OFFENSE</b>	<b>DEFENSE</b>
WR Bobby Wade (12)	DE Kenechi Udeze (15)
LT Bryant McKinnie (16)	DT Kevin Williams (16)
LG Steve Hutchinson (16)	DE Pat Williams (16)
C Matt Birk (16)	DE Ray Edwards (11)
RG Anthony Herrera (12)	LB Ben Leber (10)
RT Ryan Cook (16)	LB E.J. Henderson (16)
TE Visanthe Shiancoe (15)	LB Chad Greenway (16)
TE Jim Kleinsasser (10)	CB Antoine Winfield (10)
WR Robert Ferguson (8)	CB Cedric Griffin (16)
QB Tarvaris Jackson (12)	SS Darren Sharper (16)
RB Adrian Peterson (9)	FS Dwight Smith (13)
FB Tony Richardson (3)	

**BOLD/Purple = Pro Bowler**

<b>Rushing</b>	<b>Att.</b>	<b>Yds.</b>	<b>Avg.</b>	<b>Long</b>	<b>TD</b>
Peterson	238	1341	5.6	73t	12
Taylor	157	844	5.4	84t	7
Jackson	54	260	4.8	32	3
Moore	20	113	5.7	17	0
Williamson	2	29	14.5	26	0
Bollinger	5	18	3.6	10	0
Tahi	6	15	2.5	6	0
Richardson	7	13	1.9	4	0
Dugan	2	7	3.5	4	0
Allison	2	3	1.5	3	0
Wade	1	-9	-9.0	-9	0
VIKINGS	494	2634	5.3	84t	22
OPPONENTS	379	1185	3.1	30t	7

<b>Receiving</b>	<b>No.</b>	<b>Yds.</b>	<b>Avg.</b>	<b>Long</b>	<b>TD</b>
Wade	54	647	12.0	40	3
Ferguson	32	391	12.2	71	1
Rice	31	396	12.8	60t	4
Taylor	29	281	9.7	50	0
Shiancoe	27	323	12.0	79	1
Peterson	19	268	14.1	60t	1
Williamson	18	240	13.3	60t	1
Richardson	11	89	8.1	12	0
Allison	8	122	15.3	35	0
Dugan	7	57	8.1	27	0
Moore	6	48	8.0	20	0
Kleinsasser	4	43	10.8	26	1
Mills	2	26	13.0	18	0
Tahi	1	7	7.0	7	0
VIKINGS	249	2938	11.8	79	12
OPPONENTS	415	4500	10.8	81t	22

<b>Punt Returns</b>	<b>No.</b>	<b>FC</b>	<b>Yds</b>	<b>Avg</b>	<b>Long</b>	<b>TD</b>
Wade	16	11	112	7.0	17	0
Moore	13	8	130	10.0	42	0
VIKINGS	29	19	242	8.3	42	0
OPPONENTS	43	6	440	10.2	89t	1

<b>Kickoff Returns</b>	<b>No.</b>	<b>Yds</b>	<b>Avg</b>	<b>Long</b>	<b>TD</b>
Allison	20	574	28.7	104t	1
Williamson	17	387	22.8	56	0
Peterson	16	412	25.8	53	0
Gordon	2	48	24.0	27	0
Dugan	1	18	18.0	18	0
Grigsby	1	2	2.0	2	0
Moore	1	20	20.0	20	0
Shiancoe	1	0	0.0	0	0
VIKINGS	59	1461	24.8	104t	1
OPPONENTS	65	1441	22.2	55	0

<b>Punting</b>	<b>No.</b>	<b>Yds</b>	<b>Avg</b>	<b>Net</b>	<b>TB</b>	<b>I20</b>	<b>LG</b>	<b>BK</b>
Kluewe	81	3621	44.7	37.0	9	34	70	0
VIKINGS	81	3621	44.7	37.0	9	34	70	0
OPPONENTS	82	3780	46.1	40.5	11	33	69	0

**Defensive Leaders:**  
**Tackles** - Henderson (155), Greenway (130), Leber (88), Griffin (81), Sharper (80).  
**Sacks** - Edwards (5.0), Leber (5.0), Udeze (5.0), Henderson (4.5), Robison (4.5), S. Johnson (3.0), K. Williams (3.0), P. Williams (2.0), TEAM (2.0), Evans (1.0), Grigsby (1.0), James (1.0), Mitchell (1.0).  
**Interceptions, TDs** - Smith (4.1), Sharper (4.1), K. Williams (2.2), Greenway (2.1), Winfield (1.1), Gordon (1), Leber (1).



9/8...L.....19-24.....at Green Bay.....71,004 (50)
9/14...L.....15-18.....Indianapolis.....63,585 (50)
9/21...W.....20-10.....Carolina.....62,628 (50)
9/28...L.....17-30.....at Tennessee.....69,143 (50)
10/6...W.....30-27.....at New Orleans.....70,015 (50)
10/12...W.....12-10.....Detroit.....62,867 (50)
10/19...L.....41-48.....at Chicago.....62,235 (50)
11/2...W.....28-21.....Houston.....62,839 (50)
11/9...W.....28-27.....Green Bay.....63,845 (50)
11/16...L.....13-19.....at Tampa Bay.....65,278 (50)
11/23...W.....30-12.....at Jacksonville.....65,064 (50)
11/30...W.....34-14.....Chicago.....63,722 (50)
12/7...W.....20-16.....at Detroit.....50,444 (50)
12/14...W.....35-14.....at Arizona.....64,457 (50)
12/21...L.....17-24.....Atlanta.....62,889 (50)
12/28...W.....20-19.....New York Giants.....63,761 (50)

PLAYOFFS

1/4/09...L.....14-26.....Philadelphia.....61,746 (50)
---

Total First Downs

Minn.....292	Opp.....255
--------------	-------------

Rushing.....119	72
Passing.....150	163
Penalty.....23	70

3rd Down: Made/Att.....86/208	68/203
-------------------------------	--------

3rd Down Pct.....39.4	33.5
-----------------------	------

4th Down: Made/Att.....9/18	5/13
-----------------------------	------

4th Down Pct.....50.0	38.5
-----------------------	------

Possession Avg.....31:19	28:41
--------------------------	-------

Total Net Yards.....5294	4679
--------------------------	------

Avg. Per Game.....330.9	292.4
-------------------------	-------

Total Plays.....1014	946
----------------------	-----

Avg. Per Play.....5.2	4.9
-----------------------	-----

Net Yards Rushing

Total.....2338	1230
----------------	------

Avg. Per Game.....146.1	76.9
-------------------------	------

Total Rushes.....519	371
----------------------	-----

Net Yards Passing

Total.....2956	3449
----------------	------

Avg. Per Game.....184.8	215.6
-------------------------	-------

Sacked/Yards Lost.....43/261	45/304
------------------------------	--------

Gross Yards.....3217	3753
----------------------	------

Attempts/Completions.....452/267	530/324
----------------------------------	---------

Completion Pct.....59.1	61.1
-------------------------	------

Had Intercepted.....17	12
------------------------	----

Punts/Average.....74/46.9	80/43.5
---------------------------	---------

Net Punting Avg.....35.0	39.1
--------------------------	------

Penalties/Yards.....90/692	109/1002
----------------------------	----------

Fumbles/Ball Lost.....31/14	34/13
-----------------------------	-------

Touchdowns

Rushing.....41	36
----------------	----

Passing.....15	15
----------------	----

Returns.....22	11
----------------	----

Score by Periods

VIKINGS.....94	114	61	110	0	379
----------------	-----	----	-----	---	-----

OPPONENTS.....78	74	115	66	0	333
------------------	----	-----	----	---	-----

Scoring

Longwell.....Ru	Re	Rt	1 pt.	2 pt.	FG	S	TO
-----------------	----	----	-------	-------	----	---	----

Longwell.....0	0	0	40	40	-	-	127
----------------	---	---	----	----	---	---	-----

Peterson.....10	0	0	-	-	-	-	60
-----------------	---	---	---	---	---	---	----

Berrian.....0	7	1	-	-	-	-	48
---------------	---	---	---	---	---	---	----

Shiancoe.....0	7	0	-	-	-	-	42
----------------	---	---	---	---	---	---	----

Taylor.....4	2	0	-	-	-	-	36
--------------	---	---	---	---	---	---	----

Rice.....0	4	0	-	-	-	-	24
------------	---	---	---	---	---	---	----

Wade.....0	2	0	-	-	-	-	12
------------	---	---	---	---	---	---	----

Winfield.....0	0	2	-	-	-	-	12
----------------	---	---	---	---	---	---	----

Ferrette.....1	0	0	-	-	-	-	6
----------------	---	---	---	---	---	---	---

Harris.....0	0	1	-	-	-	-	6
--------------	---	---	---	---	---	---	---

Allen.....0	0	0	-	-	-	2	4
-------------	---	---	---	---	---	---	---

VIKINGS.....15	22	4	40/40	0/1	29/34	3	379
----------------	----	---	-------	-----	-------	---	-----

OPPONENTS.....10	15	11	35/35	1/1	26/36	1	333
------------------	----	----	-------	-----	-------	---	-----

Field Goals

Longwell.....0/0	1-19	20-29	30-39	40-49	50+
------------------	------	-------	-------	-------	-----

Longwell.....0/0	10/10	7/9	6/9	6/6	6/6
------------------	-------	-----	-----	-----	-----

VIKINGS.....0/0	10/10	7/9	6/9	6/6	6/6
-----------------	-------	-----	-----	-----	-----

OPPONENTS.....0/0	10/10	5/8	9/15	2/3	2/3
-------------------	-------	-----	------	-----	-----

Longwell: (37, 27) (45, 27, 53, 46, 28, 48N) (28, 32) (42, 48RU) (53, 33, 30) (38B, 26) (42, 23) (54, 47WR) (43, 37) (54, 32, 22) (23, 27) (35, 50) (34B) (29) (48, 50)

Opponents: (42, 33B) (30N, 47) (43) (20, 32, 49) (46B, 35, 53, 46WL) (40) (26, 42B, 48) (47, 40, 52WR) (39, 26, 29, 26, 46WR) (21, 46WL, 38 WL) (25, 23, 39) (-) (22) (51, 30, 42, 20, 48WR)

Rushing

Peterson.....Att.	Yds.	Avg.	Lg	TD
-------------------	------	------	----	----

Peterson.....363	1760	4.8	67t	10
------------------	------	-----	-----	----

Taylor.....101	399	4.0	21t	4
----------------	-----	-----	-----	---

Jackson.....26	145	5.6	29	0
----------------	-----	-----	----	---

Berrian.....4	26	6.5	14	0
---------------	----	-----	----	---

Ferrette.....19	7	0.4	5	1
-----------------	---	-----	---	---

Dugan.....4	7	1.8	2	0
-------------	---	-----	---	---

Allison.....1	1	1.0	1	0
---------------	---	-----	---	---

Kluwe.....1	-7	-7.0	-7	0
-------------	----	------	----	---

VIKINGS.....519	2338	4.5	67t	15
-----------------	------	-----	-----	----

OPPONENTS.....371	1230	3.3	57	10
-------------------	------	-----	----	----

Passing

Ferrette.....Att.	Cmp.	Yards	Pct	Yd./Att.	TD	TD%	Int.	Int%	Lg	Sack/Lost	Rating
-------------------	------	-------	-----	----------	----	-----	------	------	----	-----------	--------

Ferrette.....301	178	2157	59.1	7.17	12	4.0	15	5.0	99t	29/164	73.7
------------------	-----	------	------	------	----	-----	----	-----	-----	--------	------

Jackson.....149	88	1056	59.1	7.09	9	6.0	2	1.3	59t	14/97	95.4
-----------------	----	------	------	------	---	-----	---	-----	-----	-------	------

Taylor.....1	1	4	100.0	4.00	1	100.0	0	0.0	4t	0/0	122.9
--------------	---	---	-------	------	---	-------	---	-----	----	-----	-------

Rice.....1	0	0	0.0	0.0	0	0.0	0	0.0	0	0/0	39.6
------------	---	---	-----	-----	---	-----	---	-----	---	-----	------

VIKINGS.....452	267	3217	59.1	7.12	22	4.9	17	3.8	99t	43/261	81.5
-----------------	-----	------	------	------	----	-----	----	-----	-----	--------	------

OPPONENTS.....530	324	3753	61.1	7.08	15	2.8	12	2.3	75	45/304	82.5
-------------------	-----	------	------	------	----	-----	----	-----	----	--------	------

USUAL STARTERS (GAMES STARTED)

<b>OFFENSE</b>	<b>DEFENSE</b>
WR Bobby Wade (14)	DE Jared Allen (16)
TE Visanthe Shiancoe (15)	DT Kevin Williams (16)
LT Bryant McKinnie (12)	DT Pat Williams (14)
LG Steve Hutchinson (16)	DE Ray Edwards (15)
C Matt Birk (16)	LB Ben Leber (15)
RC Anthony Herrera (16)	LB Chad Greenway (15)
RT Ryan Cook (14)	LB Napoleon Harris (5)
TE Jim Kleinsasser (11)	CB Antoine Winfield (16)
WR Bernard Berrian (14)	CB Cedric Griffin (15)
QB Gus Ferrette (11)	SS Darren Sharper (16)
RB Adrian Peterson (15)	FS Madieu Williams (9)

**BOLD/Purple = Pro Bowler**

Receiving

Wade.....No.	Yds.	Avg.	Long	TD
--------------	------	------	------	----

Wade.....53	645	12.2	59t	2
-------------	-----	------	-----	---

Berrian.....48	964	20.1	99t	7
----------------	-----	------	-----	---

Taylor.....45	399	8.9	47t	2
---------------	-----	-----	-----	---

Shiancoe.....42	596	14.2	40	7
-----------------	-----	------	----	---

Peterson.....21	125	6.0	16	0
-----------------	-----	-----	----	---

Tahl.....16	37	2.3	7	0
-------------	----	-----	---	---

Rice.....15	141	9.4	23t	4
-------------	-----	-----	-----	---

Allison.....10	109	10.9	21	0
----------------	-----	------	----	---

Kleinsasser.....6	92	15.3	34	0
-------------------	----	------	----	---

Mills.....5	65	13.0	23	0
-------------	----	------	----	---

Ferguson.....3	25	8.3	9	0
----------------	----	-----	---	---

Dugan.....2	12	6.0	9	0
-------------	----	-----	---	---

Tapeh.....1	7	7.0	7	0
-------------	---	-----	---	---

VIKINGS.....267	3217	12.0	99t	22
-----------------	------	------	-----	----

OPPONENTS.....324	3753	11.6	75	15
-------------------	------	------	----	----

Interceptions

Leber.....No.	Yds.	Avg.	Long	TD
---------------	------	------	------	----

Leber.....2	29	14.5	28	0
-------------	----	------	----	---

Sapp.....2	13	6.5	14	0
------------	----	-----	----	---

Winfield.....2	5	2.5	4	0
----------------	---	-----	---	---

M. Williams.....2	-1	-0.5	0	0
-------------------	----	------	---	---

Sharper.....1	12	12.0	12	0
---------------	----	------	----	---

Gordon.....1	0	0.0	0	0
--------------	---	-----	---	---

Johnson.....1	0	0.0	0	0
---------------	---	-----	---	---

Griffin.....1	-2	-2.0	-2	0
---------------	----	------	----	---

VIKINGS.....12	56	4.7	28	0
----------------	----	-----	----	---

OPPONENTS.....17	329	19.4	59t	2
------------------	-----	------	-----	---

Opp. Fumble Rec.

Leber.....No.	Yds	Avg	Long	TD
---------------	-----	-----	------	----

Leber.....4	10	2.5	10	0
-------------	----	-----	----	---

Winfield.....2	28	14.0	19t	1
----------------	----	------	-----	---

Sharper.....2	20	10.0	20	0
---------------	----	------	----	---

Harris.....1	27	27.0	27t	1
--------------	----	------	-----	---

Johnson.....1	7	7.0	7	0
---------------	---	-----	---	---

E.J. Henderson.....1	0	0.0	0	0
----------------------	---	-----	---	---

Thomas.....1	0	0.0	0	0
--------------	---	-----	---	---

P. Williams.....1	0	0.0	0	0
-------------------	---	-----	---	---

VIKINGS.....13	92	7.1	27t	2
----------------	----	-----	-----	---

OPPONENTS.....10	10	1.0	4	1
------------------	----	-----	---	---

Punting

Kluwe.....No.	Yds	Avg	Net	TBIn20	Lg	B
---------------	-----	-----	-----	--------	----	---

Kluwe.....73	3473	47.6	35.0	13	62	61
--------------	------	------	------	----	----	----

VIKINGS.....73	3473	46.9	35.0	13	62	61
----------------	------	------	------	----	----	----

OPPONENTS.....80	3481	43.5	39.1	4	29	66
------------------	------	------	------	---	----	----

Punt Returns

Berrian.....No.	FC	Yds	Avg	Long	TD
-----------------	----	-----	-----	------	----

Berrian.....7	5	114	16.3	82t	1
---------------	---	-----	------	-----	---

Gordon.....15	11	66	4.4	20	0
---------------	----	----	-----	----	---

Allison.....9	4	58	6.4	27	0
---------------	---	----	-----	----	---

Wade.....3	3	35	11.7	20	0
------------	---	----	------	----	---

VIKINGS.....34	23	273	8.0	82t	1
----------------	----	-----	-----	-----	---

OPPONENTS.....42	8	624	14.9	76t	4
------------------	---	-----	------	-----	---

Kickoff Returns

M. Hicks.....No.	Yds	Avg	Long	TD
------------------	-----	-----	------	----

9/13.....W.....	34-20.....@ Cleveland.....	70,560
9/20.....W.....	27-13.....@ Detroit.....	56,269
9/27.....W.....	27-24.....San Francisco.....	63,398
10/5.....W.....	30-23.....Green Bay.....	63,846
10/11.....W.....	38-10.....@ St. Louis.....	60,166
10/18.....W.....	33-31.....Baltimore.....	63,689
10/25.....L.....	17-27.....@ Pittsburgh.....	65,597
11/1.....W.....	38-26.....@ Green Bay.....	71,213
11/6.....W.....	27-10.....Detroit.....	63,854
11/22.....W.....	35-9.....Seattle.....	63,854
11/29.....W.....	36-10.....Chicago.....	63,854
12/6.....L.....	17-30.....@ Arizona.....	64,121
12/13.....W.....	30-10.....Cincinnati.....	63,854
12/20.....L.....	7-26.....@ Carolina.....	73,515
12/28.....L.....	30-36 OT.....@ Chicago.....	62,479
1/3/10.....W.....	44-7.....New York Giants.....	63,854

**PLAYOFFS**

1/17/10.....W.....	34-3.....Dallas.....	63,547
1/24/10.....L.....	28-31 OT.....@ New Orleans.....	71,276

<b>Total First Downs.....</b>	<b>Minn.....</b>	<b>Opp.....</b>
Rushing.....	343	271
Passing.....	99	63
Penalty.....	24	183
3rd Down: Made/Att.....	100/223	69/200
3rd Down: Pct.....	44.8	34.5
4th Down: Made/Att.....	8/12	5/12
4th Down: Pct.....	66.7	41.7
<b>Possession Avg.....</b>	<b>32.40</b>	<b>27.20</b>

<b>Total Net Yards.....</b>	<b>6074</b>	<b>4888</b>
Avg. Per Game.....	379.6	305.5
Total Plays.....	1054	940
Avg. Per Play.....	5.8	5.2

<b>Net Yards Rushing.....</b>	<b>1918</b>	<b>1394</b>
Avg. Per Game.....	119.9	87.1
Total Rushes.....	467	357

<b>Net Yards Passing.....</b>	<b>4156</b>	<b>3494</b>
Avg. Per Game.....	259.8	218.4
Sacked/Yards Lost.....	34/247	48/318
Gross Yards Passing.....	4403	3812
Att./Completions.....	553/377	535/341
Completion Pct.....	68.2	63.7
Had Intercepted.....	7	11

<b>Punts/Average.....</b>	<b>73/43.9</b>	<b>89/44.7</b>
<b>Net Punting Avg.....</b>	<b>37.8</b>	<b>38.2</b>
<b>Penalties/Yards.....</b>	<b>101/757</b>	<b>109/902</b>

<b>Fumbles/Ball Lost.....</b>	<b>19/11</b>	<b>35/13</b>
<b>Touchdowns.....</b>	<b>56</b>	<b>36</b>
Rushing.....	19	5
Passing.....	34	26
Returns.....	3	5

<b>Score by Periods</b>	<b>1</b>	<b>2</b>	<b>3</b>	<b>4</b>	<b>OT</b>	<b>T</b>
VIKINGS.....	69	156	111	134	0	470
OPPONENTS.....	29	101	56	120	6	312

<b>Scoring</b>	<b>Ru</b>	<b>Re</b>	<b>Rt</b>	<b>1 pt.</b>	<b>2 pt.</b>	<b>FG</b>	<b>S</b>	<b>T</b>
Longwell.....	0	0	0	54/55	-	26/28	-	132
Peterson.....	18	0	0	-	-	-	-	108
Shiancoe.....	0	11	0	-	-	-	-	66
Harvin.....	0	6	2	-	-	-	-	48
Rice.....	0	8	0	-	-	-	-	48
Berrian.....	0	4	0	-	-	-	-	24
Dugan.....	0	2	0	-	-	-	-	12
Taylor.....	1	1	0	-	-	-	-	12
J. Allen.....	0	0	1	-	-	-	1	8
Lewis.....	0	1	0	-	-	-	-	6
Tahi.....	0	1	0	-	-	-	-	6
VIKINGS.....	19	34	3	54/55	-	26/28	1	470
OPPONENTS.....	5	26	5	30/31	-	22/26	-	312

<b>Field Goals</b>	<b>1-19</b>	<b>20-29</b>	<b>30-39</b>	<b>40-49</b>	<b>50+</b>
Longwell.....	1/1	10/10	5/6	8/9	2/2
VIKINGS.....	1/1	10/10	5/6	8/9	2/2
Opponents.....	0/0	8/8	10/10	4/7	0/1

Longwell: (21, 37) (26, 46) (40, 52, 44B) (1) (47) (40, 22, 29, 31) (18) (41) (22,35) (52,37,20) (25) (41,23,44) (39N) (41) (36, 24, 27)  
 Opponents: (37, 20) (30, 48) (37) (31) (29) (29, 44N) (39, 27) (37, 26, 51N) (48N,38) (40) (38) (31,30,29) (22) (0) (22, 42, 41, 45N) (0)

**USUAL STARTERS (GAMES STARTED)**

<b>OFFENSE</b>	<b>DEFENSE</b>
WR Bernard Berrian (15)	DE Jared Allen (16)
LT Bryant McKinnie (16)	DT Kevin Williams (16)
LG Steve Hutchinson (16)	DE Ray Edwards (16)
C John Sullivan(16)	LB Ben Leber (13)
RG Anthony Herrera (15)	LB E.J. Henderson (12)
RT Phil Loadholt (15)	LB Chad Greenway (16)
TE Visanthe Shiancoe (14)	TE Jim Kleinsasser (8)
WR Sidney Rice (15)	QB Cedric Griffin (16)
WR Percy Harvin (7)	RB Adrian Peterson (15)
QB Brett Favre (16)	FS Madiue Williams (16)
RB Adrian Peterson (15)	
<b>BOLD/Purple= Pro Bowler</b>	

<b>Rushing</b>	<b>Att.</b>	<b>Yds.</b>	<b>Avg.</b>	<b>Long</b>	<b>TD</b>
Peterson.....	314	1383	4.4	64t	18
Taylor.....	94	338	3.6	25	1
Harvin.....	15	135	9.0	35	0
Young.....	12	53	4.4	10	0
Dugan.....	3	7	2.3	5	0
Favre.....	9	7	0.8	4	0
Tahi.....	3	5	1.7	2	0
Jackson.....	17	-10	-0.6	6	0
VIKINGS.....	467	1918	4.1	64t	19
OPPONENTS.....	357	1394	3.9	42	5

<b>Receiving</b>	<b>No.</b>	<b>Yds.</b>	<b>Avg.</b>	<b>Long</b>	<b>TD</b>
Rice.....	83	1312	15.8	63	8
Harvin.....	60	790	13.2	51t	6
Shiancoe.....	56	566	10.1	27	11
Berrian.....	55	618	11.2	40	4
Taylor.....	44	389	8.8	33	1
Peterson.....	43	436	10.1	63	0
Kleinsasser.....	10	70	7.0	21	0
Tahi.....	10	67	6.7	32	1
Lewis.....	8	96	12.0	32t	1
Dugan.....	6	52	8.7	25	2
J. Johnson.....	1	9	9.0	9	0
Favre.....	1	-2	-2.0	-2	0
VIKINGS.....	377	4403	11.7	63	34
OPPONENTS.....	341	3812	11.2	63	26

<b>Punt Returns</b>	<b>No.</b>	<b>FC</b>	<b>Yds</b>	<b>Avg</b>	<b>Long</b>	<b>TD</b>
Reynaud.....	30	13	308	10.3	36	0
J. Johnson.....	16	3	134	8.4	24	0
Berrian.....	2	0	13	6.5	8	0
VIKINGS.....	48	18	455	9.5	36	0
OPPONENTS.....	33	13	260	7.9	67t	1

<b>Kickoff Returns</b>	<b>No.</b>	<b>Yds</b>	<b>Avg</b>	<b>Long</b>	<b>TD</b>
Harvin.....	42	1156	27.5	101t	2
Dugan.....	5	38	7.6	13	0
Reynaud.....	4	90	22.5	30	0
Robison.....	2	7	3.5	7	0
Kennedy.....	1	6	6.0	6	0
Rice.....	1	0	0.0	0	0
Tahi.....	1	0	0.0	0	0
VIKINGS.....	56	1297	23.2	101t	2
OPPONENTS.....	91	2060	22.6	77	0

<b>Punting</b>	<b>No.</b>	<b>Yds</b>	<b>Avg</b>	<b>Net</b>	<b>TB</b>	<b>I20</b>	<b>LG</b>	<b>BK</b>
Kluwe.....	73	3202	43.9	37.8	9	24	60	0
VIKINGS.....	73	3202	43.9	37.8	9	24	60	0
OPPONENTS.....	89	3979	44.7	38.2	6	21	67	0

**Defensive Leaders:**

**Tackles** - Greenway (127), Henderson (100), Allen (79), M. Williams (76), Edwards (75).

**Sacks** - J. Allen (14.5), Edwards (8.5), K. Williams (6.0), Robison (4.5), Kennedy (3.0), Leber (2.5), E.J. Henderson (2.0), P. Williams (2.0), TEAM (2.0), Abdullah (1.0), A. Allen (1.0), Winfield (1.0).

**Interceptions, TDs** - Griffin (4.0), Greenway (3.0), A. Allen (1.0), T. Johnson (1.0), Winfield (1.0), J. Allen (1.0).

<b>Passing</b>	<b>Att.</b>	<b>Cmp.</b>	<b>Yards</b>	<b>Pct</b>	<b>Yd./Att.</b>	<b>TD</b>	<b>TD%</b>	<b>Int.</b>	<b>Int%</b>	<b>Lg</b>	<b>Sack/Lost</b>	<b>Rating</b>
Favre.....	531	363	4202	68.4	7.91	33	6.2	7	1.3	63	34/247	107.2
Jackson.....	21	14	201	66.7	9.57	1	4.8	0	0.0	34t	0/0	113.4
Rice.....	1	0	0.0	0.0	0.0	0	0.0	0	0.0	0	0/0	39.6
VIKINGS.....	553	377	4403	68.2	7.96	34	6.1	7	1.3	63	34/247	107.3
OPPONENTS.....	535	341	3812	63.7	7.13	26	4.9	11	2.1	63	48/318	92.5

9/9.....L.....9-14.....at New Orleans.....70,051
9/19.....L.....10-14.....Miami.....63,846
9/26.....W.....24-10.....Detroit.....63,377
10/11.....L.....20-29.....at New York Jets.....77,909
10/17.....W.....24-21.....Dallas.....64,120
10/24.....L.....24-28.....at Green Bay.....71,107
10/31.....L.....18-28.....at New England.....68,756
11/7.....W.....27-24 OT.....Arizona.....64,120
11/14.....L.....13-27.....at Chicago.....62,206
11/21.....L.....13-21.....Green Bay.....64,120
11/28.....W.....17-13.....at Washington.....83,602
12/5.....W.....38-14.....Buffalo.....64,012
12/13.....L.....3-21.....New York Giants.....45,910 (at Ford Field, Detroit)
12/20.....L.....14-40.....Chicago.....40,504 (at TCF Bank Stadium)
12/28.....W.....24-14.....at Philadelphia.....69,144
1/2/11.....L.....13-20.....at Detroit.....57,013

	Minn.	Opp.
<b>Total First Downs</b> .....	<b>289</b>	<b>276</b>
Rushing.....	104	87
Passing.....	159	178
Penalty.....	26	11
3rd Down: Made/Att.....	71/205	87/213
3rd Down Pct.....	34.6%	40.8%
4th Down: Made/Att.....	8/17	5/10
4th Down Pct.....	47.1%	50.0%
<b>Possession Avg.</b> .....	<b>30:15</b>	<b>29:45</b>
<b>Total Net Yards</b> .....	<b>5039</b>	<b>5002</b>
Avg. Per Game.....	314.9	312.6
Total Plays.....	962	977
Avg. Per Play.....	5.1	5.1
<b>Net Yards Rushing</b> .....	<b>1942</b>	<b>1635</b>
Avg. Per Game.....	121.4	102.2
Total Rushes.....	441	417
<b>Net Yards Passing</b> .....	<b>3097</b>	<b>3367</b>
Avg. Per Game.....	193.6	210.4
Sacked/Yards Lost.....	36/230	31/177
Gross Yards.....	3327	3544
Attempts/Completions.....	505/305	529/333
Completion Pct.....	60.4%	62.9%
Had Intercepted.....	26	15
<b>Punts/Average</b> .....	<b>83/43.0</b>	<b>85/44.1</b>
<b>Net Punting Avg.</b> .....	<b>38.9</b>	<b>38.9</b>
<b>Penalties/Yards</b> .....	<b>100/769</b>	<b>98/786</b>
<b>Fumbles/Ball Lost</b> .....	<b>20/11</b>	<b>17/11</b>
<b>Touchdowns</b> .....	<b>33</b>	<b>42</b>
Rushing.....	16	10
Passing.....	14	25
Returns.....	3	7

Score by Periods	Q1	Q2	Q3	Q4	OT	PTS
VIKINGS.....	51	81	85	61	3	281
OPPONENTS.....	69	106	98	75	0	348

Scoring	TD	Ru	Pa	Rt	K-PAT	FG	2Pt	PTS
R.Longwell.....	0	0	0	0	30/31	17/18	0	81
A.Peterson.....	13	12	1	0	0/0	0/0	0	78
P.Harvin.....	7	1	5	1	0/0	0/0	1	44
J.Webb.....	2	2	0	0	0/0	0/0	0	12
S.Rice.....	2	2	0	0	0/0	0/0	0	12
R.Moss.....	2	2	0	0	0/0	0/0	0	12
V.Shiancoe.....	2	2	0	0	0/0	0/0	0	12
J.Allen.....	1	0	1	0	0/0	0/0	0	6
G.Camarillo.....	1	0	1	0	0/0	0/0	0	6
N.Tahi.....	1	0	1	0	0/0	0/0	0	6
A.Winfield.....	1	0	0	1	0/0	0/0	0	6
T.Gerhart.....	1	1	0	0	0/0	0/0	0	6
VIKINGS.....	33	16	14	3	30/31	17/18	1	281
OPPONENTS.....	42	10	25	7	42/42	18/23	0	348

Field Goals	1-19	20-29	30-39	40-49	50+
R.Longwell.....	0/0	7/7	8/9	2/2	0/0
VIKINGS.....	0/0	7/7	8/9	2/2	0/0
OPPONENTS.....	0/0	6/6	7/8	3/6	2/3

Longwell: (41C) (28G) (31G) (1) (38G) (28C) (24C) (21G, 35C) (36G, 39LU, 33C) (24C) (31C) (38C) (21C) (1) (30C) (27C, 48C)  
 Opponents: (46WL, 32WL) (1) (44WL, 33C) (25C, 53G, 22C, 34G, 31C) (1) (1) (1) (22C) (43WL, 34, 37) (42C) (40G, 42C) (1) (1) (29C, 23C, 34G, 20C) (54SH) (55G, 37C)

Passing	Att	Cmp	Yds	Cmp%	Yds/Att
B.Favre.....	257	2509	60.6%	7.0	
J.Webb.....	89	54	477	60.7%	5.4
T.Jackson.....	58	34	341	58.6%	5.9
VIKINGS.....	505	305	3327	60.4%	6.6
OPPONENTS.....	529	333	3544	62.9%	6.7

**USUAL STARTERS (GAMES STARTED)**

OFFENSE	DEFENSE
WR Percy Harvin (13)	DE Jared Allen (16)
TE Visanthe Shiancoe (9)	<b>DT Kevin Williams (16)</b>
LT Bryant McKinnie (16)	DT Pat Williams (16)
LG Steve Hutchinson (11)	DE Ray Edwards (14)
C John Sullivan (14)	LB Chad Greenway (16)
RG Anthony Herrera (10)	<b>LB E.J. Henderson (16)</b>
RT Phil Loadholt (16)	LB Ben Leber (10)
QB Brett Favre (13)	<b>CB Antoine Winfield (16)</b>
<b>RB Adrian Peterson (15)</b>	CB Asher Allen (11)
FB Naufahu Tahí (7)	SS Husain Abdullah (15)
WR Bernard Berrian (8)	FS Madieu Williams (13)

**BLD/Purple = Pro Bowler**

Rushing	No.	Yds	Avg	Long	TD
A.Peterson.....	283	1298	4.6	80t	12
T.Gerhart.....	81	322	4.0	21	1
J.Webb.....	18	120	6.7	16	2
P.Harvin.....	18	107	5.9	17t	1
T.Jackson.....	7	63	9.0	33	0
A.Young.....	13	29	2.2	6	0
B.Favre.....	17	8	0.5	10	0
J.Dugan.....	2	2	1.0	2	0
N.Tahi.....	1	1	1.0	1	0
B.Berrian.....	1	-8	-8.0	-8	0
TEAM.....	441	1942	4.4	80t	16
OPPONENTS.....	417	1635	3.9	73	10

Receiving	No.	Yds	Avg	Long	TD
P.Harvin.....	71	868	12.2	53t	5
V.Shiancoe.....	47	530	11.3	33	2
A.Peterson.....	36	341	9.5	34	1
B.Berrian.....	28	252	9.0	30	0
T.Gerhart.....	21	167	8.0	23	0
G.Camarillo.....	20	240	12.0	31	1
S.Rice.....	17	280	16.5	46	2
G.Lewis.....	17	197	11.6	33	0
J.Kleinsasser.....	17	148	8.7	20	0
R.Moss (TM).....	13	174	13.4	37t	2
N.Tahi.....	6	39	6.5	11	1
L.Booker.....	5	32	6.4	7	0
J.Dugan.....	4	30	7.5	10	0
A.Young.....	2	11	5.5	13	0
H.Baskett.....	1	18	18.0	18	0
TEAM.....	305	3527	10.9	53t	14
OPPONENTS.....	333	3544	10.6	67t	25

Punting	No.	Yds	Avg	Net	TB	In	Lg	B
C.Kluwe.....	83	3569	43.0	38.9	5	32	59	0
TEAM.....	83	3569	43.0	38.9	5	32	59	0
OPPONENTS.....	85	3748	44.1	38.9	4	28	60	0

Punt Returns	Ret	FC	Yds	Avg	Long	TD
G.Camarillo.....	39	20	359	9.2	52	0
B.Berrian.....	3	2	2	0.7	2	0
TEAM.....	42	22	361	8.6	52	0
OPPONENTS.....	32	22	241	7.5	64t	1

Kickoff Returns	No.	Yds	Avg	Long	TD
P.Harvin.....	40	933	23.3	95t	1
L.Booker.....	18	429	23.8	49	0
J.Dugan.....	2	8	4.0	5	0
J.Webb.....	1	30	30.0	30	0
A.Young.....	1	25	25.0	25	0
J.Brinkley.....	1	2	2.0	2	0
J.Kennedy.....	1	0	0.0	0	0
J.Kleinsasser.....	0	0	0.0	0	0
TEAM.....	64	1427	22.3	95t	1
OPPONENTS.....	61	1455	23.9	96t	1

**Defensive Leaders:**

**Tackles** - Greenway (149), Henderson (139), Winfield (110), Abdullah (98), M. Williams (96).

**Sacks** - J. Allen (11.0), Edwards (8.0), Winfield (2.0), Guion (2.0), Robison (2.0), E., Henderson (1.0), K. Williams (1.0), Mitchell (1.0), Greenway (1.0), Sanford (1.0), M. Williams (0.5), Kennedy (0.5).

**Interceptions, TDs** - E., Henderson (3.0), Abdullah (3.0), Winfield (2.0), J. Allen (2.1), A. Allen (2.0), Leber (1.0), Walker (1.0), M. Williams (1.0).

TD	TD%	Int	Int%	Long	Sack	Lost	Rating
11	3.1%	19	5.3%	53t	22/	139	69.9
0	0.0%	3	3.4%	46	8/	48	60.9
3	5.2%	4	6.9%	46	6/	43	63.9
14	2.8%	26	5.1%	53t	36/	230	67.7
25	4.7%	15	2.8%	67t	31/	177	86.4

KICKOFF EXECUTIVES STAFF COACHES PLAYERS ROOKIES RECORDS PLAYOFF RECORDS HISTORY EXTRA POINTS

## HOMES OF THE VIKINGS



The Vikings played their home games for 21 seasons (1961-81) at Metropolitan Stadium. The team has played its games for the last 29 seasons (1982-2010) at Mall of America Field at the Hubert H. Humphrey Metrodome. Funded initially through the sale of 30-year bonds, the Metrodome's debt was retired 14 years ahead of schedule.

The Vikings have called two stadiums "home" in their 51-year history: Metropolitan Stadium in Bloomington, and Mall of America Field at the Hubert H. Humphrey Metrodome in Minneapolis. On September 10, 1961, the Vikings played their first-ever home game, a 21-17 preseason loss to the LA Rams at Metropolitan Stadium. Over 21 seasons the Vikings compiled a 97-59-4 record, including playoffs, at Met Stadium and possessed one of the most dominant home field advantages in professional football. On December 20, 1981, the Vikings played the last game at the Met, a 10-6 loss to the Kansas City Chiefs. Capacity of the Met was 48,446 in the stadium's final year.

The Vikings moved indoors in 1982 to the Metrodome in downtown Minneapolis. Seating capacity for the Metrodome is 63,731. It also features two Sony Jumbotron replay screens and 115 private suites owned and operated by the Vikings. In 29 seasons at the Metrodome the Vikings have a 156-81 record, which includes a 6-4 mark in NFL playoff action. The 2011 season marks the Vikings 30th campaign playing their home games in the Metrodome, 9 seasons longer than the Vikings played at Metropolitan Stadium. Construction of the Metrodome was financed through a successful partnership of public and private interests. Funded initially through the sale of 30-year bonds, the facility's debt was retired 14 years ahead of schedule. The Minnesota Vikings were largely responsible for the tenant-generated portion of the funding that retired that debt. The Metrodome has been host to many marquee sporting events, including Super Bowl XXVI, the 1987 and 1991 World Series, the 1985 Major League Baseball All-Star Game, the 1992 and 2001 NCAA Final Four basketball tournaments and the 1998 NFC Championship Game. The Metrodome also hosted an NCAA Men's Basketball Regional in 2000, 2003, and 2005.

The Vikings and Mall of America® announced a partnership on Oct. 1, 2009, for the naming rights to the team's home field. The agreement provided that the field will be called Mall of America Field at Hubert H. Humphrey Metrodome for a 3-year period beginning October 5, 2009, and ending February 28, 2012.

"Branding the field as Mall of America Field represents an opportunity to share our name and image with an even larger nationwide audience," said Maureen Bausch, Executive Vice President of Business Development at Mall of America. "It also connects two treasured Minnesota brands- Mall of America and the Minnesota Vikings- which adds value to both companies." As part of the agreement, Mall of America Field was branded with new exterior and interior signage, as well as various promotional materials.

"This was a great opportunity for the Vikings to uniquely partner with a very prominent business that has a deep commitment to the Minnesota community," said Steve LaCroix, Vikings Vice President of Sales and Marketing & Chief Marketing Officer. "As another step in re-branding the stadium for the short-term, we hope Mall of America Field continues to give the team an important home field advantage while providing many exciting memories for our fans."



# MALL OF AMERICA FIELD

AT THE HUBERT H. HUMPHREY METRODOME

### Metropolitan Stadium

First Vikings Regular Season Game: vs. Chicago (9/17/61), 37-13 Vikings win  
Total Vikings Home Record at Met Stadium: 97-59-4 (.606), 160 games (regular season/playoffs)

### Mall of America Field at the Hubert H. Humphrey Metrodome

First Vikings Regular Season Game: vs. Tampa Bay (9/12/82), 17-10 Vikings win  
Total Vikings Home Record at Metrodome: 156-81-0 (.658), 237 games (regular season/playoffs)

# ALL-TIME SUPER BOWL RESULTS

SUPER BOWL DATE	RESULT	SITE	MVP
I ..... 1/15/67	Green Bay 35, Kansas City 10	Los Angeles	QB Bart Starr, Green Bay
II ..... 1/14/68	Green Bay 33, Oakland 14	Miami	QB Bart Starr, Green Bay
III ..... 1/12/69	NY Jets 16, Baltimore 7	Miami	QB Joe Namath, NY Jets
IV ..... 1/11/70	Kansas City 23, Minnesota 7	New Orleans	QB Len Dawson, Kansas City
V ..... 1/17/71	Baltimore 16, Dallas 13	Miami	LB Chuck Howley, Dallas
VI ..... 1/16/72	Dallas 24, Miami 3	New Orleans	QB Roger Staubach, Dallas
VII ..... 1/14/73	Miami 14, Washington 7	Los Angeles	S Jake Scott, Miami
VIII ..... 1/13/74	Miami 24, Minnesota 7	Houston	RB Larry Csonka, Miami
IX ..... 1/12/75	Pittsburgh 16, Minnesota 6	New Orleans	RB Franco Harris, Pittsburgh
X ..... 1/18/76	Pittsburgh 21, Dallas 17	Miami	WR Lynn Swann, Washington
XI ..... 1/9/77	Oakland 32, Minnesota 14	Pasadena	WR Fred Biletnikoff, Oakland
XII ..... 1/15/78	Dallas 27, Denver 10	New Orleans	DT Randy White/DE Harvey Martin, Dallas
XIII ..... 1/21/79	Pittsburgh 35, Dallas 31	Miami	QB Terry Bradshaw, Pittsburgh
XIV ..... 1/20/80	Pittsburgh 31, Los Angeles 19	Pasadena	QB Terry Bradshaw, Pittsburgh
XV ..... 1/25/81	Oakland 27, Philadelphia 10	New Orleans	QB Jim Plunkett, Oakland
XVI ..... 1/24/82	San Francisco 26, Cincinnati 21	Pontiac	QB Joe Montana, San Francisco
XVII ..... 1/30/83	Washington 27, Miami 17	Pasadena	RB John Riggins, Washington
XVIII ..... 1/22/84	LA Raiders 38, Washington 9	Tampa	RB Marcus Allen, LA Raiders
XIX ..... 1/20/85	San Francisco 38, Miami 16	Stanford	QB Joe Montana, San Francisco
XX ..... 1/26/86	Chicago 46, New England 10	New Orleans	DE Richard Dent, Chicago
XXI ..... 1/25/87	NY Giants 39, Denver 20	Pasadena	QB Phil Simms, NY Giants
XXII ..... 1/31/88	Washington 42, Denver 10	San Diego	QB Doug Williams, Washington
XXIII ..... 1/22/89	San Francisco 20, Cincinnati 16	Miami	WR Jerry Rice, San Francisco
XXIV ..... 1/28/90	San Francisco 55, Denver 10	New Orleans	QB Joe Montana, San Francisco
XXV ..... 1/27/91	NY Giants 20, Buffalo 19	Tampa	RB Ottis Anderson, NY Giants
XXVI ..... 1/26/92	Washington 37, Buffalo 24	Minneapolis	QB Mark Rypien, Washington
XXVII ..... 1/31/93	Dallas 52, Buffalo 17	Pasadena	QB Troy Aikman, Dallas
XXVIII ..... 1/30/94	Dallas 30, Buffalo 13	Atlanta	RB Emmitt Smith, Dallas
XXIX ..... 1/29/95	San Francisco 49, San Diego 26	Miami	QB Steve Young, San Francisco
XXX ..... 1/28/96	Dallas 27, Pittsburgh 17	Tempe	CB Larry Brown, Dallas
XXXI ..... 1/26/97	Green Bay 35, New England 21	New Orleans	KR/PR Desmond Howard, Green Bay
XXXII ..... 1/25/98	Denver 31, Green Bay 24	San Diego	RB Terrell Davis, Denver
XXXIII ..... 1/31/99	Denver 34, Atlanta 19	Miami	QB John Elway, Denver
XXXIV ..... 1/30/00	St. Louis 23, Tennessee 16	Atlanta	QB Kurt Warner, St. Louis
XXXV ..... 1/28/01	Baltimore 34, NY Giants 7	Tampa	LB Ray Lewis, Baltimore
XXXVI ..... 2/3/02	New England 20, St. Louis 17	New Orleans	QB Tom Brady, New England
XXXVII ..... 1/26/03	Tampa Bay 48, Oakland 21	San Diego	S Dexter Jackson, Tampa Bay
XXXVIII ..... 2/1/04	New England 32, Carolina 29	Houston	QB Tom Brady, New England
XXXIX ..... 2/6/05	New England 24, Philadelphia 21	Jacksonville	WR Deion Branch, New England
XL ..... 2/4/06	Pittsburgh 21, Seattle 10	Detroit	WR Hines Ward, Pittsburgh
XLI ..... 2/4/07	Indianapolis 29, Chicago 17	South Florida	QB Peyton Manning, Indianapolis
XLII ..... 2/4/08	NY Giants 17, New England 14	Scottsdale	QB Eli Manning, NY Giants
XLIII ..... 2/1/09	Pittsburgh 27, Arizona 23	Tampa	WR Antonio Holmes, Pittsburgh
XLIV ..... 2/7/10	New Orleans 31, Indianapolis 17	South Florida	QB Drew Brees, New Orleans
XLV ..... 2/6/11	Green Bay 31, Pittsburgh 25	North Texas	QB Aaron Rodgers, Green Bay

## FUTURE SUPER BOWLS

XLVI ... 2/5/12*	Lucas Oil Stadium, Indianapolis
XLVII ..... 2/3/13*	Louisiana Superdome, New Orleans
XLVIII ... 2/2/14*	New Meadowlands Stadium, New York-New Jersey

\*tentative dates

KICKOFF  
EXECUTIVES  
STAFF  
COACHES  
PLAYERS  
ROOKIES  
2010 SEASON  
RECORDS  
PLAYOFF RECORDS  
HISTORY  
EXTRA POINTS

The MINNESOTA VIKINGS present the...

# MiNi VIKINGS

Kids Club



With a MiNi Vikings membership you can show off your Vikings pride and receive all kinds of cool benefits. Ages 16 and under are allowed to join this exclusive club that will give you an inside look at the Minnesota Vikings. With your membership you will receive MiNi Vikings merchandise, exclusive event access and eligibility to win fantastic prizes.

## Member Benefits

Exclusive Access to MiNi Vikings Events at  
Training Camp, Game Days, and more ...

Entry into Member-only Contests

Eligibility for Vikings Autographed Merchandise Giveaways

A 10% Discount at Minnesota Vikings Locker Room Stores

Member Items like a t-shirt, a cinch bag, helmet horn decals,  
a personalized membership card and much more...



# JOIN NOW!

Go to: [vikings.com/minivikings](http://vikings.com/minivikings)

Questions? Email: [minivikings@vikings.nfl.net](mailto:minivikings@vikings.nfl.net)





**EXTRA POINTS**

## 2011 VERIZON WIRELESS VIKINGS TRAINING CAMP

In 2011, the Minnesota Vikings will call Mankato their summer home for the Verizon Vikings Training Camp for the 46th-straight season. More than 60,000 fans attended the 2010 Verizon Vikings Training Camp to observe daily practices and take part in all the fun and fanfare in the Vikings Village.



Players report for camp in late July on the campus of Minnesota State University, Mankato.

The team typically practices twice daily and the Northland Ford Autograph Zone will return in 2011 where fans can get their favorite players' autographs following selected practices. On the evening of August 6th the Vikings will hold a team introduction in Blakeslee Stadium. Verizon Vikings Training Camp will conclude on Thursday, August 11th with Fan Appreciation Day including a full-team autograph session following the morning practice.

For a full schedule of practice dates and times, event listings and more information, visit [www.vikings.com](http://www.vikings.com).

### Training Camp Facts

**Location:** Mankato is located 90 miles south of the Twin Cities off of Highway 169.

**Headquarters:** Verizon Wireless Vikings Training Camp headquarters is on the campus of Minnesota State University, Mankato.

**Media:** All media should report to the Verizon Wireless Vikings Training Camp media headquarters in Pennington Hall on the campus of MSU, Mankato. Credentials and parking information will be distributed at Pennington Hall.



Minnesota State University, Mankato's Blakeslee Stadium has played host to Vikings training camps since 1966. From 1961-65 the Vikings held training camp on the campus of Bemidji State University.

## VIKINGS TV PROGRAMMING KEEPS FANS IN THE GAME

Vikings Weekly is a feature-oriented show that takes you inside the lives of your favorite Vikings players. Three-time Emmy Award winning host Ann Carroll gives you exclusive access to the Purple all year long. Vikings Weekly airs on KARE-11 NBC and FS North. All re-airs are on FS North.

Vikings GamePlan is a football X's and O's show hosted by the radio play-by-play voice of the Vikings - Paul Allen. PA takes you through the upcoming matchup with exclusive film sessions with head coach Leslie Frazier, player interviews and much more. Vikings GamePlan airs on KARE-11 NBC and FS North.



## 2011 VIKINGS PRESEASON TELEVISION



Ari Wolfe



Mike Mayock

The 2011 Vikings Preseason TV broadcasts return veteran voices Ari Wolfe and Mike Mayock to the booth for the 5th season. The veteran crew will bring Vikings fans 4 games in the preseason- August 13 at Tennessee, August 20 at Seattle, August 27 vs. Dallas and September 1 vs. Houston.

Wolfe joined the Vikings in 2007 after establishing himself as a fast-rising and versatile broadcasting voice in professional and college sports. Wolfe worked as the football and basketball voice of the University of Louisville Cardinals. In 2005 Wolfe's work was recognized with an Emmy Award for Outstanding Achievement in Play-by-Play for his work with Louisville.

Wolfe has more than a decade of experience in pro sports as a play-by-play man in the Arena Football League. Wolfe has served as a sideline reporter for NFL football, called NFL Europa games on Fox and NFL Network and in 2005 handled preseason TV for the Philadelphia Eagles. Wolfe is a native of Madison, WI and earned his bachelor's degree at Emory University. He went on to finish a master's degree at Southern California where he handled play-by-play and color for USC football, basketball and baseball as a student at KSCR radio in Los Angeles.

Mayock brings the unique perspective of a former NFL player and seasoned broadcaster to the Vikings booth again in 2011. Mayock is a fixture on NFL Network and has established himself as an expert voice on the NFL Draft. He was recently named as a game analyst for NFL Network's Thursday Night Football telecasts. Mayock has climbed the ranks in the broadcasting business starting in the early 1990s at ESPN covering college and Canadian Football League action. He moved to CBS to work on college football and basketball coverage for the network from 1996-99. Mayock called college football games on Fox Sports Net in 2000 and moved to ABC Sports as a college football analyst in 2001. In 2010, Mayock became the color commentator for NBC's Notre Dame Football.

Mayock brings the knowledge of the game and perspective from the field he gained as an NFL DB with the NY Giants from 1982-83 and a standout at Boston College where he was inducted to the Eagles Hall of Fame. As a Giant, Mayock played under the legendary Bill Parcells in his 1st season with the club in '83. Mayock entered the NFL as a 10th-round draft pick by the Pittsburgh Steelers and head coach Chuck Noll in 1981. Mayock's father, Mike, was a 1955 draft pick of the Steelers as an end out of Villanova.

# VIKINGS

# MINNESOTA VIKINGS RADIO NETWORK

## VOICES OF THE VIKINGS

Entering his 10th season in 2011 as the Vikings radio play-by-play voice is KFAN-AM radio mid-day personality Paul Allen. Joining Allen as the color commentator is former Vikings LB and coach Pete Bercich.



Allen served as the Vikings Internet web cast play-by-play voice during the 2000 season and called one Vikings game during the 2001 season.

Bercich returns for his 5th season with the broadcasts in 2011 and brings a decade of NFL experience from the field and sideline. A 7th-round draft pick by the Vikings in 1994, Bercich overcame the odds and played for the team from 1995-2000. A standout special teamer, Bercich parlayed his knowledge of the game into a job coaching with the team from 2002-05.

Joining Allen and Bercich from the sidelines and co-hosting the pre-game show will be former Vikings punter Greg Coleman. Coleman punted for the Vikings from 1978-87 and is the team's all-time leader in punts (721), punting yards (29,391) and ranks 4th in career average (40.8 yards per punt).



Pete Bercich, Paul Allen and Greg Coleman

KFAN-FM (100.3 FM) and News Talk (1130 AM) serve as the flagship stations for the Minnesota Vikings Radio Network, which includes outlets in six states.

### MINNESOTA

MARKET	STATION	FREQUENCY
Twin Cities	KFAN-FM	100.3
Twin Cities	News Talk-AM	1130
Aitkin	KKIN-FM	94.3
Alexandria	KIKV-FM	100.7
Bemidji	KBUN-AM	1450
Bemidji	KBHP-FM	101.1
Benson	KSCR-FM	93.5
Blue Earth	KBWF-FM	98.1
Brainerd	KBLB-FM	93.3
Crookston	KROX-AM	1260
Dassel-Hutch	KARP-FM	106.9
Detroit Lakes	KBOT-FM	104.1
Detroit Lakes	KDLM-AM	1340
Duluth	KQDS-FM	94.9
Duluth	KQDS-AM	1490
Ely	WELY-FM	1450
Ely	WELY-FM	94.5
Fergus Falls	KBRF-AM	1250
Grand Rapids	KMEY-FM	96.9
Grand Marais	WXXZ-FM	95.3
Hibbing	WMNT-AM	650
Int'l Falls	KSDM-FM	104.1
Jackson	KRAQ-FM	105.7
Marshall	KARL-FM	105.1
Morris	KKOK-FM	95.7
New Ulm	KNUJ-FM	107.3
Mankato	KHRS-FM	105.9
Mankato	KYSM-AM	1230
Mankato	KXLP-FM	94.1
Park Rapids	KDKK-FM	97.5
Park Rapids	KPRM-AM	870
Pine City	WCMP-FM	100.9
Rochester	KRCB-FM	101.7
Rochester	KWEB-AM	1270
Roseau	KCAJ-FM	102.1
Saint Cloud	WJON-AM	1240
Spring Grove	KQYB-FM	98.3
Staples	KSKK-FM	94.7
Staples	KTRF-AM	1230
Wadena	KVKK-AM	1070

Wadena	KSKK-FM	94.7
Walker	KAKK-AM	1570
Walker	KQKK-FM	101.9
Waseca	KOWZ-AM	1170
Willmar	KWLM-AM	1340
Winona	KWNO-AM	1380

### IOWA

Des Moines	KXNO-AM	1460
Mason City	KGLO-AM	1300
Sioux City	KMNS-AM	620
Spencer	KICD-AM	1240

### NORTH DAKOTA

Bismark	KXMR-AM	710
Carrington	KDAK-AM	1600
Devils Lake	KDLR-AM	1240
Dickinson	KLTC-AM	1460
Fargo	KRWK-FM	101.9
Fargo	KFGO-AM	790
Grand Forks	KKXL-AM	1440
Jamestown	KQDJ-AM	1400
Minot	KRRZ-AM	1390
Oakes	KDDR-AM	1220
Valley City	KOVC-AM	1490
Williston	KEYZ-AM	660

### SOUTH DAKOTA

Aberdeen	KSDN-AM	930
Mobridge	KMLO-FM	100.7
Milbank	KMSD-AM	1510
Pierre	KPLO-FM	94.5
Sisseton	KBWS-FM	102.9
Sioux Falls	KWSN-AM	1230
Watertown	KWAT-AM	950
Yankton	WNAX-AM	570

### WISCONSIN

Balsam Lake/Amery	WLMX-FM	104.9
Eau Claire/Menomonie	WMEQ-AM	880
Hayward	WHSM-FM	101.0
Rice Lake	WKFX-FM	99.1

## VIKINGS MEDIA POLICY

**INTERVIEW REQUESTS:** All interview requests for Minnesota Vikings players, coaches, executives or staff members should be directed to the Public Relations Department. Phone interviews must be arranged at least two days in advance and will be subject to availability. Head Coach Leslie Frazier will hold a press conference the day following games and Wednesday of a regular game week at Winter Park and will make a weekly conference call to speak with the opposing team's assembled media.

**OPEN LOCKER ROOM PERIOD:** The Vikings' locker room is open to accredited media during the week at scheduled times. Head Coach Leslie Frazier will address assembled media on Wednesday of a regular game week at Winter Park during this period. Television standups and live shots are prohibited during press conferences. Vikings players will also be available to the media with the assistance of Public Relations staffers of the Vikings. Players and coaches are not available for interviews on Tuesdays, the day before a game or on game day until after the game.

**PRACTICE REGULATIONS:** The Vikings practices at Winter Park on Wednesday, Thursday and Friday are open through individual drills to accredited media. Practices are open for filming through individual drills.

**GAME CREDENTIALS:** Credential requests are honored for accredited media on specific assignments and must be made through the Vikings' Public Relations Department. Credentials will not be issued to writers or photographers working on a free-lance basis unless the request is made by a recognized publication or news organization. Season-long credentials are issued in July; game-by-game credentials must be requested at least one week prior to each home game. Game day credentials may be picked up at Media Will Call located between Gates F-H on the Plaza level at Mall of America Field starting three hours before kickoff. All credential requests must be sent to Jon Ekstrom (ekstromj@vikings.nfl.net) or by fax, (952) 828-6540.

**PRESS RELEASES:** The Vikings' weekly press release may be obtained from the team or on the Internet at [www.vikings.com](http://www.vikings.com) and [nflmedia.com](http://nflmedia.com). The team's weekly injury report, which is first released on Wednesday, can also be acquired the same way.

**STILL PHOTOGRAPHY:** Still photography is not allowed in the locker room at Winter Park or Metrodome at any time.

**MEDIA CONTACTS:** Media requests can be submitted to the Vikings Public Relations staff: Bob Hagan, Director of Public Relations (haganb@vikings.nfl.net); Tom West, Assistant Director of Public Relations (westt@vikings.nfl.net), Jeff Anderson, Director of Corporate Communications (andersonj@vikings.nfl.net) or Jon Ekstrom, Public Relations Assistant (ekstromj@vikings.nfl.net). The



KICKOFF

EXECUTIVES

STAFF

COACHES

PLAYERS

ROOKIES

2010  
SEASON

RECORDS

PLAYOFF  
RECORDS

HISTORY

EXTRA  
POINTS

# 2011 NATIONAL FOOTBALL LEAGUE SCHEDULE

ALL TIMES CENTRAL

## PRESEASON

**SUNDAY, AUGUST 7**  
**HALL OF FAME GAME (CANTON, OH)**  
 Chicago vs. St. Louis.....7:00

## PRESEASON WEEK 1

**THURSDAY, AUGUST 11**  
 Baltimore at Philadelphia.....6:30  
 Jacksonville at New England.....6:30  
 Arizona at Oakland.....7:00  
 Seattle at San Diego.....7:00  
 Denver at Dallas.....7:30

## FRIDAY, AUGUST 12

Cincinnati at Detroit.....6:30  
 Miami at Atlanta.....6:30  
 Pittsburgh at Washington.....6:30  
 San Francisco at New Orleans.....7:00  
 Tampa Bay at Kansas City.....7:00

## SATURDAY, AUGUST 13

Green Bay at Cleveland.....6:30  
 Buffalo at Chicago.....7:00  
 Indianapolis at St. Louis.....7:00

## Minnesota at Tennessee.....7:00

NY Giants at Carolina.....7:00  
**MONDAY, AUGUST 15**  
 NY Jets at Houston.....7:00

## PRESEASON WEEK 2

**THURSDAY, AUGUST 18**  
 New England at Tampa Bay.....6:30  
 Philadelphia at Pittsburgh.....7:00

## FRIDAY, AUGUST 19

Washington at Indianapolis.....6:00  
 Carolina at Miami.....6:30  
 Detroit at Cleveland.....6:30  
 Kansas City at Baltimore.....6:30  
 Arizona at Green Bay.....7:00  
 Atlanta at Jacksonville.....7:00

## SATURDAY, AUGUST 20

New Orleans at Houston.....7:00  
 Oakland at San Francisco.....7:00  
 Tennessee at St. Louis.....7:00  
**Minnesota at Seattle.....9:00**  
 Buffalo at Denver.....TBD

## SUNDAY, AUGUST 21

Cincinnati at NY Jets.....6:00  
 San Diego at Dallas.....7:00

## MONDAY, AUGUST 22

Chicago at NY Giants.....7:00

## PRESEASON WEEK 3

**THURSDAY, AUGUST 25**  
 Carolina at Cincinnati.....6:00  
 Cleveland at Philadelphia.....6:30  
 Washington at Baltimore.....7:00

## FRIDAY, AUGUST 26

Miami at Tampa Bay.....6:30  
 Green Bay at Indianapolis.....7:00  
 St. Louis at Kansas City.....7:00

## SATURDAY, AUGUST 27

Chicago at Tennessee.....6:00  
 Jacksonville at Buffalo.....6:00  
 NY Jets at NY Giants.....6:00  
 Atlanta at Pittsburgh.....6:30  
**Dallas at Minnesota.....7:00**  
 Houston at San Francisco.....7:00  
 New England at Detroit.....7:00  
 Seattle at Denver.....8:00  
 San Diego at Arizona.....9:00

## SUNDAY, AUGUST 28

New Orleans at Oakland.....7:00

## PRESEASON WEEK 4

### THURSDAY, SEPTEMBER 1

Detroit at Buffalo.....5:30  
 Indianapolis at Cincinnati.....6:00  
 Baltimore at Atlanta.....6:30  
 Dallas at Miami.....6:30  
 NY Giants at New England.....6:30  
 Philadelphia at NY Jets.....6:30  
 St. Louis at Jacksonville.....6:30  
 Tampa Bay at Washington.....6:30  
 Cleveland at Chicago.....7:00  
**Houston at Minnesota.....7:00**  
 Kansas City at Green Bay.....7:00  
 Pittsburgh at Carolina.....7:00  
 Tennessee at New Orleans.....7:00  
 Denver at Arizona.....9:00  
 San Francisco at San Diego.....9:00

### FRIDAY, SEPTEMBER 2

Oakland at Seattle.....9:30

## REGULAR SEASON

### (KICKOFF WEEKEND)

### THURSDAY, SEPTEMBER 8

New Orleans at Green Bay.....7:30

### SUNDAY, SEPTEMBER 11

Pittsburgh at Baltimore..... Noon  
 Atlanta at Chicago..... Noon  
 Cincinnati at Cleveland..... Noon  
 Indianapolis at Houston..... Noon  
 Tennessee at Jacksonville..... Noon  
 Buffalo at Kansas City..... Noon  
 Philadelphia at St. Louis..... Noon  
 Detroit at Tampa Bay..... Noon  
 Carolina at Arizona..... 3:15  
**Minnesota at San Diego..... 3:15**  
 Seattle at San Francisco..... 3:15  
 NY Giants at Washington..... 3:15  
 Dallas at NY Jets..... 7:20

### MONDAY, SEPTEMBER 12

New England at Miami..... 6:00  
 Oakland at Denver..... 9:15

### SUNDAY, SEPTEMBER 18

#### (2nd WEEKEND)

Oakland at Buffalo..... Noon  
 Green Bay at Carolina..... Noon  
 Kansas City at Detroit..... Noon  
 Cleveland at Indianapolis..... Noon

### Tampa Bay at Minnesota..... Noon

Chicago at New Orleans..... Noon  
 Jacksonville at NY Jets..... Noon  
 Seattle at Pittsburgh..... Noon  
 Baltimore at Tennessee..... Noon  
 Arizona at Washington..... Noon  
 Dallas at San Francisco..... 3:05  
 Cincinnati at Denver..... 3:15  
 Houston at Miami..... 3:15  
 San Diego at New England..... 3:15  
 Philadelphia at Atlanta..... 7:20

### MONDAY, SEPTEMBER 19

St. Louis at NY Giants..... 7:30

### SUNDAY, SEPTEMBER 25

#### (3rd WEEKEND)

New England at Buffalo..... Noon  
 Jacksonville at Carolina..... Noon  
 San Francisco at Cincinnati..... Noon  
 Miami at Cleveland..... Noon  
**Detroit at Minnesota..... Noon**  
 Houston at New Orleans..... Noon  
 NY Giants at Philadelphia..... Noon  
 Denver at Tennessee..... Noon  
 NY Jets at Oakland..... 3:05  
 Baltimore at St. Louis..... 3:05

Kansas City at San Diego.....3:05  
 Green Bay at Chicago.....3:15  
 Arizona at Seattle.....3:15  
 Atlanta at Tampa Bay.....3:15  
 Pittsburgh at Indianapolis.....7:20

### MONDAY, SEPTEMBER 26

Washington at Dallas.....7:30

## SUNDAY, OCTOBER 2

### (4th WEEKEND)

Carolina at Chicago..... Noon  
 Buffalo at Cincinnati..... Noon  
 Tennessee at Cleveland..... Noon  
 Detroit at Dallas..... Noon  
 Pittsburgh at Houston..... Noon  
 New Orleans at Jacksonville..... Noon  
**Minnesota at Kansas City..... Noon**  
 San Francisco at Philadelphia..... Noon  
 Washington at St. Louis..... Noon  
 NY Giants at Arizona..... 3:05  
 Atlanta at Seattle.....3:05  
 Denver at Green Bay.....3:15  
 New England at Oakland.....3:15  
 Miami at San Diego.....3:15  
 NY Jets at Baltimore.....7:20

### MONDAY, OCTOBER 3

Indianapolis at Tampa Bay.....7:30

## SUNDAY, OCTOBER 9

### (5th WEEKEND)

#### (BYE: Baltimore, Cleveland, Dallas, Miami, St. Louis, Washington)

Philadelphia at Buffalo..... Noon  
 New Orleans at Carolina..... Noon  
 Oakland at Houston..... Noon  
 Kansas City at Indianapolis..... Noon  
 Cincinnati at Jacksonville..... Noon  
**Arizona at Minnesota..... Noon**  
 Seattle at NY Giants..... Noon  
 Tennessee at Pittsburgh..... Noon  
 Tampa Bay at San Francisco..... 3:05  
 San Diego at Denver..... 3:15  
 NY Jets at New England..... 3:15  
 Green Bay at Atlanta.....7:20

### MONDAY, OCTOBER 10

Chicago at Detroit.....7:30

## SUNDAY, OCTOBER 16

### (6th WEEKEND)

#### (BYE: Arizona, Denver, Kansas City, San Diego, Seattle, Tennessee)

Carolina at Atlanta..... Noon  
 Indianapolis at Cincinnati..... Noon  
 San Francisco at Detroit..... Noon  
 St. Louis at Green Bay..... Noon  
 Buffalo at NY Giants..... Noon  
 Jacksonville at Pittsburgh..... Noon  
 Philadelphia at Washington..... Noon  
 Houston at Baltimore..... 3:05  
 Cleveland at Oakland..... 3:05  
 Dallas at New England..... 3:15  
 New Orleans at Tampa Bay..... 3:15  
**Minnesota at Chicago.....7:20**

### MONDAY, OCTOBER 17

Miami at NY Jets.....7:30

## SUNDAY, OCTOBER 23

### (7th WEEKEND)

(BYE: Buffalo, Cincinnati, New England, NY Giants, Philadelphia, San Francisco)  
 Washington at Carolina..... Noon  
 Seattle at Cleveland..... Noon  
 Atlanta at Detroit..... Noon  
 Denver at Miami..... Noon  
 San Diego at NY Jets..... Noon



Chicago at Tampa Bay (London) ... Noon
Houston at Tennessee ..... Noon
Pittsburgh at Arizona ..... 3:05
Kansas City at Oakland ..... 3:05
St. Louis at Dallas ..... 3:15
<b>Green Bay at Minnesota ..... 3:15</b>
Indianapolis at New Orleans ..... 7:20
<b>MONDAY, OCTOBER 24</b>
Baltimore at Jacksonville ..... 7:30

**SUNDAY, OCTOBER 30  
(8th WEEKEND)**

**(BYE: Atlanta, Chicago, Green Bay, NY Jets, Oakland, Tampa Bay)**

Arizona at Baltimore ..... Noon
<b>Minnesota at Carolina ..... Noon</b>
Jacksonville at Houston ..... Noon
Miami at NY Giants ..... Noon
New Orleans at St. Louis ..... Noon
Indianapolis at Tennessee ..... Noon
Washington at Buffalo (Toronto).... 3:05
Detroit at Denver ..... 3:05
New England at Pittsburgh ..... 3:15
Cleveland at San Francisco ..... 3:15
Cincinnati at Seattle ..... 3:15
Dallas at Philadelphia ..... 7:20
San Diego at Kansas City ..... 7:30

**SUNDAY, NOVEMBER 6  
(9th WEEKEND)**

**(BYE: Carolina, Detroit, Jacksonville, Minnesota)**

NY Jets at Buffalo ..... Noon
Seattle at Dallas ..... Noon
Cleveland at Houston ..... Noon
Atlanta at Indianapolis ..... Noon
Miami at Kansas City ..... Noon
Tampa Bay at New Orleans ..... Noon
San Francisco at Washington ..... Noon
Denver at Oakland ..... 3:05
Cincinnati at Tennessee ..... 3:05
St. Louis at Arizona ..... 3:15
NY Giants at New England ..... 3:15
Green Bay at San Diego ..... 3:15
Baltimore at Pittsburgh ..... 7:20
<b>MONDAY, NOVEMBER 7</b>
Chicago at Philadelphia ..... 7:30

**THURSDAY, NOVEMBER 10  
(10th WEEKEND)**

Oakland at San Diego ..... 7:20
<b>SUNDAY, NOVEMBER 13</b>
New Orleans at Atlanta ..... Noon
Tennessee at Carolina ..... Noon
Detroit at Chicago ..... Noon
Pittsburgh at Cincinnati ..... Noon
St. Louis at Cleveland ..... Noon
Buffalo at Dallas ..... Noon
Jacksonville at Indianapolis ..... Noon
Denver at Kansas City ..... Noon
Washington at Miami ..... Noon
Arizona at Philadelphia ..... Noon
Houston at Tampa Bay ..... Noon
Baltimore at Seattle ..... 3:05
NY Giants at San Francisco ..... 3:15
New England at NY Jets* ..... 7:20
<b>MONDAY, NOVEMBER 14</b>
<b>Minnesota at Green Bay ..... 7:30</b>

**THURSDAY, NOVEMBER 17  
(11th WEEKEND)**

**(BYE: Houston, Indianapolis, New Orleans, Pittsburgh)**

NY Jets at Denver ..... 7:20
------------------------------

**SUNDAY, NOVEMBER 20**

Tennessee at Atlanta ..... Noon
Cincinnati at Baltimore ..... Noon
Jacksonville at Cleveland ..... Noon
Carolina at Detroit ..... Noon
Tampa Bay at Green Bay ..... Noon
Buffalo at Miami ..... Noon
<b>Oakland at Minnesota ..... Noon</b>
Dallas at Washington ..... Noon
Seattle at St. Louis ..... 3:05
Arizona at San Francisco ..... 3:05
San Diego at Chicago ..... 3:15
Philadelphia at NY Giants * ..... 7:20
<b>MONDAY, NOVEMBER 21</b>
Kansas City at New England ..... 7:30

**THURSDAY, NOVEMBER 24  
(12th WEEKEND)**

Green Bay at Detroit ..... 11:30 a.m.
Miami at Dallas ..... 3:15
San Francisco at Baltimore ..... 7:20
<b>SUNDAY, NOVEMBER 27</b>
<b>Minnesota at Atlanta ..... Noon</b>
Cleveland at Cincinnati ..... Noon
Carolina at Indianapolis ..... Noon
Houston at Jacksonville ..... Noon
Buffalo at NY Jets ..... Noon
Arizona at St. Louis ..... Noon
Tampa Bay at Tennessee ..... Noon
Chicago at Oakland ..... 3:05
Washington at Seattle ..... 3:05
New England at Philadelphia ..... 3:15
Denver at San Diego ..... 3:15
Pittsburgh at Kansas City * ..... 7:20
<b>MONDAY, NOVEMBER 28</b>
NY Giants at New Orleans ..... 7:30

**THURSDAY, DECEMBER 1  
(13th WEEKEND)**

Philadelphia at Seattle ..... 7:20
<b>SUNDAY, DECEMBER 4</b>
Tennessee at Buffalo ..... Noon
Kansas City at Chicago ..... Noon
Baltimore at Cleveland ..... Noon
Atlanta at Houston ..... Noon
Oakland at Miami ..... Noon
Detroit at New Orleans ..... Noon
Cincinnati at Pittsburgh ..... Noon
Carolina at Tampa Bay ..... Noon
NY Jets at Washington ..... Noon
<b>Denver at Minnesota ..... 3:05</b>
Dallas at Arizona ..... 3:15
Green Bay at NY Giants ..... 3:15
St. Louis at San Francisco ..... 3:15
Indianapolis at New England * ..... 7:20p
<b>MONDAY, DECEMBER 5</b>
San Diego at Jacksonville ..... 7:30

**THURSDAY, DECEMBER 8  
(14th WEEKEND)**

Cleveland at Pittsburgh ..... 7:20
<b>SUNDAY, DECEMBER 11</b>
Indianapolis at Baltimore ..... Noon
Atlanta at Carolina ..... Noon
Houston at Cincinnati ..... Noon
<b>Minnesota at Detroit ..... Noon</b>
Oakland at Green Bay ..... Noon
Tampa Bay at Jacksonville ..... Noon
Philadelphia at Miami ..... Noon
Kansas City at NY Jets ..... Noon
New Orleans at Tennessee ..... Noon
New England at Washington ..... Noon
San Francisco at Arizona ..... 3:05
Chicago at Denver ..... 3:05
Buffalo at San Diego ..... 3:15

NY Giants at Dallas * ..... 7:20
----------------------------------

**MONDAY, DECEMBER 12**

St. Louis at Seattle ..... 7:30
---------------------------------

**THURSDAY, DECEMBER 15  
(15th WEEKEND)**

Jacksonville at Atlanta ..... 7:20p
-------------------------------------

**SATURDAY, DECEMBER 17**

Dallas at Tampa Bay ..... 7:20p
---------------------------------

**SUNDAY, DECEMBER 18**

Miami at Buffalo ..... Noon
Seattle at Chicago ..... Noon
Carolina at Houston ..... Noon
Tennessee at Indianapolis ..... Noon
Green Bay at Kansas City ..... Noon
<b>New Orleans at Minnesota ..... Noon</b>
Washington at NY Giants ..... Noon
Cincinnati at St. Louis ..... Noon
Detroit at Oakland ..... 3:05
Cleveland at Arizona ..... 3:15
New England at Denver ..... 3:15
NY Jets at Philadelphia ..... 3:15
Baltimore at San Diego * ..... 7:20
<b>MONDAY, DECEMBER 19</b>
Pittsburgh at San Francisco ..... 7:30

**THURSDAY, DECEMBER 22  
(16th WEEKEND)**

Houston at Indianapolis ..... 7:20
------------------------------------

**SATURDAY, DECEMBER 24**

Cleveland at Baltimore ..... Noon
Denver at Buffalo ..... Noon
Tampa Bay at Carolina ..... Noon
Arizona at Cincinnati ..... Noon
Oakland at Kansas City ..... Noon
Miami at New England ..... Noon
NY Giants at NY Jets ..... Noon
St. Louis at Pittsburgh ..... Noon
Jacksonville at Tennessee ..... Noon
<b>Minnesota at Washington ..... Noon</b>
San Diego at Detroit ..... 3:05
Philadelphia at Dallas ..... 3:15
San Francisco at Seattle ..... 3:15
<b>SUNDAY, DECEMBER 25</b>
Chicago at Green Bay ..... 7:20
<b>MONDAY, DECEMBER 26</b>
Atlanta at New Orleans ..... 7:30

**SUNDAY, JANUARY 1  
(17th WEEKEND)**

Tampa Bay at Atlanta ..... Noon
Baltimore at Cincinnati ..... Noon
Pittsburgh at Cleveland ..... Noon
Detroit at Green Bay ..... Noon
Tennessee at Houston ..... Noon
Indianapolis at Jacksonville ..... Noon
NY Jets at Miami ..... Noon
<b>Chicago at Minnesota ..... Noon</b>
Buffalo at New England ..... Noon
Carolina at New Orleans ..... Noon
Dallas at NY Giants ..... Noon
Washington at Philadelphia ..... Noon
San Francisco at St. Louis ..... Noon
Seattle at Arizona ..... 3:15
Kansas City at Denver ..... 3:15
San Diego at Oakland ..... 3:15

\* Subject to flex scheduling

## NOTES

---

## NOTES

---

## NOTES

---

## NOTES

---



# Minnesota Vikings 2011 Schedule

## Preseason

DAY	DATE	OPPONENT	TIME (CT)	TELEVISION	RADIO
Sat.	Aug. 13	at Tennessee Titans	7:00 p.m.	KARE	KFAN/KTLK
Sat.	Aug. 20	at Seattle Seahawks	9:00 p.m.	KARE	KFAN/KTLK
Sat.	Aug. 27	<b>DALLAS COWBOYS</b>	<b>7:00 p.m.</b>	<b>KARE</b>	<b>KFAN/KTLK</b>
Thur.	Sept. 1	<b>HOUSTON TEXANS</b>	<b>7:00 p.m.</b>	<b>KARE</b>	<b>KFAN/KTLK</b>

## Regular Season

DAY	DATE	OPPONENT	TIME (CT)	TELEVISION	RADIO
Sun.	Sept. 11	at San Diego Chargers	3:15 p.m.	FOX	KFAN/KTLK
Sun.	Sept. 18	<b>TAMPA BAY BUCCANEERS</b>	Noon	<b>FOX</b>	<b>KFAN/KTLK</b>
Sun.	Sept. 25	<b>DETROIT LIONS</b>	Noon	<b>FOX</b>	<b>KFAN/KTLK</b>
Sun.	Oct. 2	at Kansas City Chiefs	Noon	FOX	KFAN/KTLK
Sun.	Oct. 9	<b>ARIZONA CARDINALS</b>	Noon	<b>FOX</b>	<b>KFAN/KTLK</b>
Sun.	Oct. 16	at Chicago Bears	7:20 p.m.	NBC/KARE	KFAN/KTLK
Sun.	Oct. 23	<b>GREEN BAY PACKERS</b>	<b>3:15 p.m.</b>	<b>FOX</b>	<b>KFAN/KTLK</b>
Sun.	Oct. 30	at Carolina Panthers	Noon	FOX	KFAN/KTLK
Sun.	Nov. 6	BYE			
Mon.	Nov. 14	at Green Bay Packers	7:30 p.m.	ESPN	KFAN/KTLK
Sun.	Nov. 20	<b>OAKLAND RAIDERS*</b>	Noon	<b>CBS</b>	<b>KFAN/KTLK</b>
Sun.	Nov. 27	at Atlanta Falcons*	Noon	FOX	KFAN/KTLK
Sun.	Dec. 4	<b>DENVER BRONCOS*</b>	<b>3:05 p.m.</b>	<b>CBS</b>	<b>KFAN/KTLK</b>
Sun.	Dec. 11	at Detroit Lions*	Noon	FOX	KFAN/KTLK
Sun.	Dec. 18	<b>NEW ORLEANS SAINTS*</b>	Noon	<b>FOX</b>	<b>KFAN/KTLK</b>
Sat.	Dec. 24	at Washington Redskins*	Noon	FOX	KFAN/KTLK
Sun.	Jan. 1	<b>CHICAGO BEARS*</b>	Noon	<b>FOX</b>	<b>KFAN/KTLK</b>

Wild Card Playoffs, January 7-8, 2012

Divisional Playoffs, January 14-15, 2012

Conference Championship Games, January 22, 2012

AFC-NFC Pro Bowl, Aloha Stadium, Honolulu, Hawai'i, January 29, 2012

Super Bowl XLVI, Lucas Oil Stadium, Indianapolis, February 5, 2012

\*Times Subject to Change