

2014 TEAM GUIDE



MINNESOTA VIKINGS



MINNESOTA VIKINGS MISSION STATEMENT

The focus of the Minnesota Vikings is to win World Championships and to create a world class organization that competes and operates consistently with core values in mind.

Integral to those core values is that everyone profoundly understands and appreciates that each and every member of the organization is critical to our success. The bar is set high and there is great respect for wanting to create a sports, entertainment and business product that our fans take great pride in and enjoy; and is admired throughout sports. In order to accomplish this mission, it is essential that we have people of good character and high integrity and who aspire to be the best in their unique roles:

“Winning with Integrity”

MINNESOTA VIKINGS AT A GLANCE

Founded	January 28, 1960
First Season.....	1961
Team Facility	Winter Park
.....	9520 Viking Drive, Eden Prairie, MN 55344
Stadium.....	TFC Bank Stadium, University of Minnesota
Capacity.....	52,000
Playing Surface.....	Field Turf
Super Bowl Appearances.....	Super Bowl IV, VIII, IX, XI
Division Championships (18)	1968, 1969, 1970, 1971, 1973, 1974, 1975, 1976, 1977, 1978,
.....	1980, 1989, 1992, 1994, 1998, 2000, 2008, 2009
Playoff Appearances (27)	1968, 1969, 1970, 1971, 1973, 1974, 1975, 1976, 1977, 1978,
.....	1980, 1987, 1988, 1989, 1992, 1993, 1994, 1996, 1997, 1998, 1999, 2000, 2004, 2008, 2009, 2012
All-Time Record (regular season).....	450-391-10

2014 MINNESOTA VIKINGS

OFFICIAL TEAM GUIDE

Kickoff 2014

Superbowl LII	3
New Vikings Stadium	4-8
Vikings Children's Fund	9
Vikings Community Relations	10-13
Vikings Youth Football	14

Administration

Zygi Wilf	16
Mark Wilf, Leonard Wilf	17-18
Ownership Partners	19
Rick Spielman	20
Vikings Executive Vice Presidents	21-25

Coaching Staff

Head Coach Mike Zimmer	28-30
Assistant Coaches and Staff	31-51

Vikings Personnel/Scouting Staff

George Paton	54
Ryan Monnens/Jamaal Stephenson	55
Vikings Scouting and Personnel Staff	56-62

Support Staff	63-74
---------------------	-------

Players

Veterans	78-166
Rookies and Free Agents	168-178
Vikings Alphabetical Roster	179

2013 Season Review

Regular Season Statistics	182
Regular Season Defensive Statistics	183
Participation Chart	184
Game-By-Game Starters	185
The Last Time	186
2013 NFL Standings	187
NFL Teams of the Decades	188

Records

Attendance Records	190
All-Time Leaders	191-196
Individual Records	197-203
Rookie Records	204-205
Vikings Big Days Rushing/ Passing/Receiving	206-208
All-Time Scoring	208-211
All-Time Starting QB	211
All-Time Passing/Receiving/Rushing	212-215
Touchdowns by Season	215
Team Records	216-219
Opening Day Results/Highs	220
Final NFL Offensive/Defensive Rankings	221

Playoff Records

All-Time Playoff Leaders	222
Big Days/Playoffs	222
Individual Playoff Records	223
Team Playoff Records	224-225

History

Vikings Lore	229-232
Vikings Coaching History	233-234
Results: Year-by-Year	235-241
Vikings All-Time Records	242
Overtime Games	242
Primetime/Thanksgiving Games	243
Series Standings	244-246
Vikings Alumni	247-250
Vikings All-Time Games Played/Started	251
Vikings All-Time Drafts	252-255
Pro Football Hall of Fame	255-256
Vikings Ring of Honor	257-261
Retired Jersey Numbers	261
Korey Stringer Good Guy Award	261
All-Time Players/Week/Month	262-263
Vikings All-Time Honors	264-265
Pro Bowl Honorees	265
Year-by-Year	266-268
Super Bowl Results	269
Homes of the Vikings	270

Extra Points

2014 Vikings Training Camp	272
Vikings Preseason Television	272
Vikings Radio Network	273
Vikings Media Policy	274
2014 NFL Schedule	275-276
Vikings Schedule	280

The Minnesota Vikings 2014 Official Team Guide is a production of the Minnesota Vikings Public Relations Department. Cover and inside page design by Erin Swartz, Alicia Dryer and Sara Strand. Printing and layout by Bolger Vision Beyond Print, Minneapolis, MN. Design and Technical Support - Bill Doll, De Schara, Monica Smith and the Bolger staff. Inside photography by Steve Smith, Rick Kolodziej, Brad Madson, Steve Lucas, Brad Madson, Andy Kenutis and Craig Odegard. Editor - Tom West. Editorial Assistants - Bob Hagan, Jeff Anderson, Jon Ekstrom, Sam Newton, Travis Langer, Zach Roysse and Mike Wobschall.

MINNESOTA AWARDED SUPER BOWL LII

On May 20, 2014, the NFL announced that Minnesota will host Super Bowl LII in February 2018.

After being selected as one of three finalists in October 2013 and submitting the final bid on May 7, the Minnesota Super Bowl Bid Committee delivered a successful presentation to all 32 NFL owners during the NFL's Spring League Meetings in Atlanta. Centered on the theme, "Built for the Bold," the presentation highlighted the new, iconic and bold stadium as a centerpiece and included the many bold moves Minnesotans have made in creating a destination that is ready to host the world's biggest game.

"We are thrilled to bring the Super Bowl back to Minnesota," said Richard Davis, chief executive officer of U.S. Bank and bid committee co-chair. "We succeeded in making the best case to the NFL owners by pointing out the many strengths our region offers – a tremendous entertainment and hospitality industry, 19 Fortune 500 companies, great airport and strong connectivity with both our light rail and skyway systems, and perhaps most important, a new, iconic stadium that will be among the best in the country."

"We appreciate the collaborative effort from Minnesota's business and community leadership in putting together this winning bid," said Vikings Owner/President Mark Wilf. "It was evident to me and my brother Zygi that the other NFL owners were extremely impressed with everything Minnesota has to offer, and we have no doubt they will be even more excited with what the community will deliver in February 2018."

"The Super Bowl is the most-watched annual event in the world," said Doug Baker, chief executive officer of Ecolab and bid committee co-chair. "This unprecedented audience, along with the 100,000 people who come to experience it in person, will see this vibrant, engaged community that celebrates all that winter can be when we showcase everything from outdoor activities on Nicollet Mall's Super Bowl Boulevard to an ice palace at the St. Paul Winter Carnival. We plan to set the bar high for all northern destinations that host the Super Bowl."

"I'm most excited by the opportunity to show the world our community's remarkable legacy project that will enhance the lives of Minnesota's children and set a precedent for the future of the game with a \$2 million commitment," said Marilyn Carlson-Nelson, former chair and chief executive officer of Carlson Companies and bid committee co-chair. "It's also a joy to know that the 29,000 hospitality workers in Minneapolis and many more throughout the region will be able to welcome the world to our state once again in 2018. The innovation, hospitality and boldness that are Minnesota will leave a mark on the NFL and the Super Bowl for many years to come."



The game will be held in the new Minnesota Multi-Purpose Stadium, currently under construction and set to open in July 2016. The stadium, which will typically seat 65,400, will be expandable to 70,000+ seats for the 2018 Super Bowl. With a clear ETFE roof and five of the largest glass pivoting doors in the world, fans will experience an outdoor feel in a climate-controlled environment.

Lester Bagley, the Vikings Executive Vice President-Public Affairs & Stadium Development, led the Vikings efforts to secure Super Bowl LII. Bagley worked closely with Vikings ownership, Minnesota's corporate leaders, hospitality industry and the Stadium Authority, and was instrumental in landing the world's marquee sporting event.

"Attending fans and the world will see the best of Minnesota – from the sunlit view of downtown Minneapolis through the stadium windows to the many activities happening throughout the region," said Minnesota Sports Facilities Authority Chair Michele Kelm-Helgen. "The new stadium and adjacent two-block park that is being developed are incredible assets that will offer amazing fan experiences."

By securing the bid, Minnesota beat contenders New Orleans and Indianapolis, both cities that have hosted successful Super Bowls.



NEW VIKINGS STADIUM SET TO OPEN IN 2016



Following the passage of stadium legislation in both the Minnesota House and Senate on May 10, 2012, the Vikings and the Minnesota Sports Facilities Authority (MSFA) immediately began the design and construction process in order to achieve a 2016 stadium opening. Through a public RFP process, the two parties jointly selected HKS Sports & Entertainment as the stadium architect and Minneapolis-based Mortenson Construction as the construction manager. Both have extensive experience in their respective areas with professional sports facilities, with HKS having designed Cowboys Stadium and Lucas Oil Stadium, and Mortenson having built Target Field, TCF Bank Stadium, Xcel Energy Center and Target Center.

With the architect and builder on board, the Vikings and the MSFA unveiled the new stadium design on May 13, 2013, a fitting celebration almost exactly one year after Governor Mark Dayton signed the stadium bill into law on May 14, 2012. The bold, iconic design received high marks from the general public and state leaders for its progressive look and its openness to the surrounding neighborhoods.

Vikings fans also raved about the new design and the stadium's unique features, including the largest transparent ethylene tetrafluoroethylene (ETFE) roof in the nation and five of the largest glass pivoting doors in the world that will open to the downtown skyline. With the stadium's openness, fans will experience an outdoor feel in a climate-controlled environment. Vikings fans will also be as close to the action as any NFL stadium in the country, with the closest fans sitting just 41.5 feet from the sideline. Seven levels, including two general admission concourses with 360-degree circulation and various views into the bowl, will be connected with escalators, elevators, stairs and a continuous ramp. Two of the largest and highest-quality HD video boards in the NFL will be located in both the east and west end zones, and approximately 2,000 HD flat screen televisions will be distributed throughout the concourses.

Groundbreaking for the new 65,000-seat stadium took place on December 3, 2013, followed by the demolition of Mall of America Field in the spring of 2014. The Vikings will play the 2014-2015 seasons at the University of Minnesota.

Stadium Site:

- * Downtown East - Minneapolis, MN.
- * Access from I-35W and Hwy I-94.
- * Light Rail Transit access.
- * 33-acres.
- * Access points to city and stadium on all four sides.
- * Two-plus acre plaza opening to downtown Minneapolis.
- * Parking ramps with skyways connected to downtown core.
- * Expanded tailgating zone in Minneapolis.

Stadium Exterior:

- * Bold, iconic design unique to Minnesota.
- * Fixed roof with largest span of transparent ethylene-tetrafluoroethylene (ETFE) in country.
- * Lightest and most efficient roof structure in nation.
- * Five of the largest pivoting glass doors in the world that will open to the fan plaza.
- * Zinc metal panels, glass and glazed curtain wall.

Stadium Interior:

- * 65,000 seats, expandable to 72,000 for Super Bowl.
- * Up to 116 suites and 8,000 club seats, including field-level suites.
- * Some of the closest seats and suites to the game action in any NFL stadium.
- * Seven levels connected by stairs, ramp, escalators and elevators.
- * Two concourses with 360-degree circulation and various views into the bowl.
- * Highest quality HD video boards located in both east and west end zones; approximately 118x50 feet.
- * Nearly 2,000 HD flat screen TVs located throughout.
- * Large public gathering spaces.
- * Transparent, open structure connecting fans to outdoors in climate-controlled environment.
- * Wide concourses.
- * More restrooms.
- * Increased and enhanced concessions.
- * Accessibility for people with disabilities.
- * Ample space for pre-game events/activities.
- * Vikings team store and Hall of Legends.

NEW VIKINGS STADIUM SET TO OPEN IN 2016

ETFE Q&A

What is ETFE?

ETFE is a co-polymer resin that is extruded into a thin film. Originally created by the space industry, the plastic-like material is transparent but can be treated to be translucent, is extremely light-weight, very durable and resistant to corrosion.

What is the life/longevity of ETFE?

ETFE does not degrade with exposure to UV light, atmospheric pollution, harsh chemicals or extreme temperatures. The material has withstood extensive testing within extreme environments and is expected to have a 30-50 year life expectancy while requiring minimal maintenance.

How does ETFE handle weight/pressure?

Despite its weight (1/100 the weight of glass), ETFE handles snow/wind loads very well. In sheet form, it can stretch three times its length without losing elasticity.

How do you clean ETFE?

ETFE systems are extremely low maintenance. The surface of the foil is non-stick and non-porous, which allows the natural action of rain to clean the surface. Deposits of dirt, dust and debris remain unattached and are washed away with moisture, meaning ETFE effectively self-cleans with virtually no need to clean externally.

NEW STADIUM ETFE FACTS

- * Largest translucent ETFE roof in North America, spanning 240,000 square feet.
- * Only stadium in the nation with clear ETFE roof.
- * ETFE will comprise 60% of the entire roof.
- * ETFE will cover 60% of the field but angle of roof will allow sunlight over entire field.

FOR THE LATEST STADIUM INFORMATION,
NEWMINNESOTASTADIUM.COM.

NEW STADIUM TIMELINE

2012

- May 10 - Stadium legislation passes.
- May 14 - Governor Mark Dayton signs stadium bill.
- May 25 - Minneapolis City Council provides local approval.
- June - Minnesota Sports Facilities Authority is established:
 - Michele Kelm-Helgen, Chair
 - John Griffith, Target Corporation
 - Duane Benson, former NFL player and state legislator
 - Barbara Butts-Williams, Capella University
 - Bill McCarthy, Minneapolis Regional Labor Federation
- September 28 - HKS Sports & Entertainment Group is selected as stadium architect.
- October - Vikings & MSFA host series of public listening sessions throughout Minnesota on new stadium design.

2013

- February 15 - Mortenson Construction is selected as construction manager.
- May 13 - Vikings, MSFA and HKS unveil new stadium design.
- August 9 - Vikings kick off final season at Mall of America Field.
- Fall - Stadium Guaranteed Maximum Price is established.
- Fall - Minneapolis Super Bowl Committee is formed.
- December 3 - Stadium groundbreaking occurs and construction begins.

2014

- January 18 - Metrodome's power is turned off for final time.
- February-April - Metrodome is demolished.
- May 20 - Super Bowl LII (Feb. 2018) is awarded to Minnesota.
- August - Vikings kick off first season at TCF Bank Stadium.

2015

- August - Vikings play second season at TCF Bank Stadium.

2016

- July - New stadium opens.
- August - Vikings kick off opening season in new stadium.



VIKINGS RETURN TO THE ELEMENTS FOR 2014-2015

In May 2013, the University of Minnesota and the Vikings agreed to terms on a Facility Use Agreement that allows the Vikings to use TCF Bank Stadium for the 2014 and 2015 NFL seasons. The agreement also allows for two additional seasons, if necessary.

The use agreement stipulates that the Vikings will reimburse the University for the \$6.6 million in stadium capital improvements, as well as all game-day operational expenses. In addition, the Vikings will pay the University a per-game rent of \$250,000 for the 2014 and 2015 seasons, with minimal increases if additional seasons were to be required. The team will also share \$50,000 per game in concessions, advertising and sponsorship revenue. In total, the Vikings will pay the University \$300,000 per game, with a maximum of \$3 million for each NFL season.

The agreement also includes the creation of a Minnesota Vikings Good Neighbor Partnership Fund, which will be established and administered through the existing University Good Neighbor Fund. The Vikings will contribute \$125,000 per NFL season, a combination of cash and in-kind contributions, to the Partnership Fund, which will be used to implement tangible and visible projects during the years the Vikings play at TCF Bank Stadium. The projects selected must be beneficial to the nearby neighborhoods and businesses, allow for participation by the Vikings and their partners and be approved by the Vikings.

The Facility Use Agreement stipulates the following:

Lease Duration/Scheduling Restrictions

- The Vikings are expected to play at TCF Bank Stadium for the 2014 and 2015 seasons, but the agreement allows for use through the 2017 season with proper notification.
- A standard NFL season includes 10 football games (two preseason and eight regular season games), plus any home playoff games.
- TCF Bank Stadium will be available for Sunday games as well as for Saturday games when there is not a conflict with a scheduled Gopher football home game. The Vikings may play one weeknight game per season when University classes are not in session and on a date approved by the University.
- The Vikings will work with the NFL to minimize conflicts with the University's academic calendar, intercollegiate athletic activities and other campus events.

Compensation

- Along with reimbursing the University for all Vikings game day expenses, the team will provide \$3 million annually in compensation:
- \$250,000 rent per game.
- \$50,000 share of concessions, advertising and sponsorship revenue per game.

Capital Improvements

- Certain improvements to TCF Bank Stadium are necessary for winter stadium operation and to meet specific NFL mandates, including:
- Installation of new turf and an appropriate heating element for the playing surface to be determined by Vikings and University officials.
- Installation of heat trace pipe to ensure cold weather plumbing functionality.
- Potential installation of additional temporary seating in the western end zone plaza, subject to approval by the University's building code division (number of seats yet to be determined by Vikings and University officials).
- Any necessary modification of existing video platform to meet NFL broadcast requirements.
- Installation of additional insulation in various locations around TCF Bank Stadium.
- Build-out storage space within TCF Bank Stadium.

Alcohol Sales

- Alcohol sales and consumption will be allowed in TCF Bank Stadium on Vikings game days, subject to Board of Regents policies and restrictions.

Tailgating

- Tailgating will be allowed in parking lots designated by the University under the same rules in effect for University football game days.

University of Minnesota vs. Mall of America Field

Total seats- 52,000+ to 63,000

Seats per section- 700 to 900

Seats with backs- 22,000 to 63,000

Lower level seats- 22,000 to 29,000

Wheelchair & companion seats- 900 to 190

Average concourse width- 50 feet to 24 feet

Scoreboard (total square feet)- 5,184 to 646

Restrooms- 113 to 30

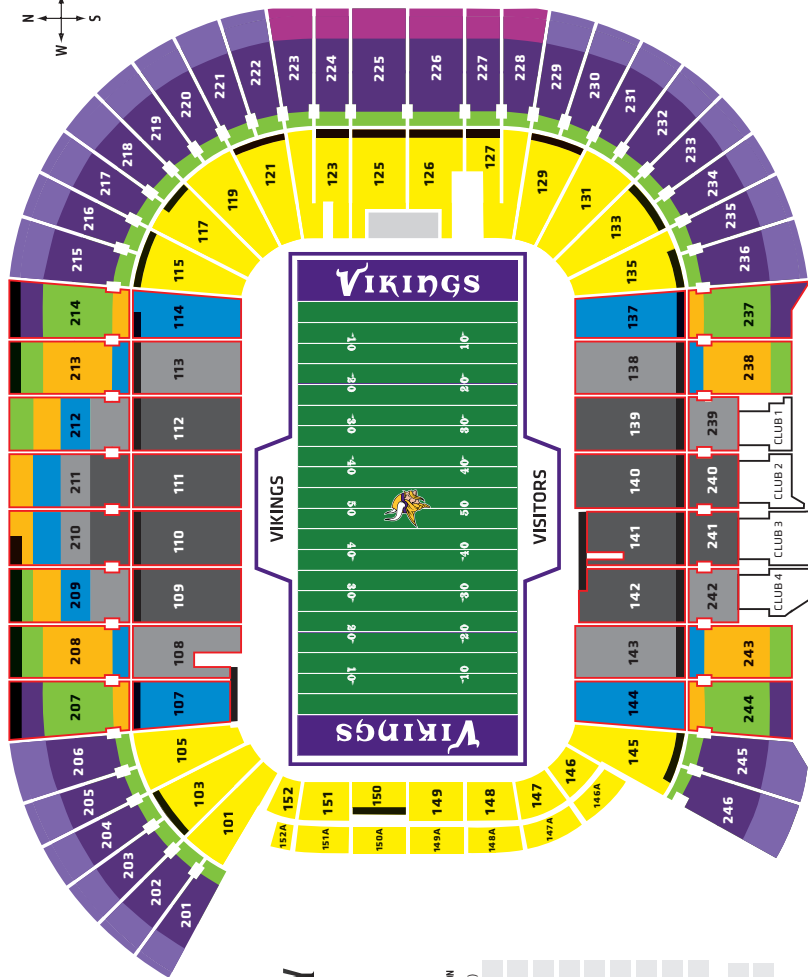
Elevators- 5 to 2

Total club seats- 1,545 to 243

High definition televisions- 350 to 280

Restroom fixtures- 893 to 435





VIKINGS AT THE UNIVERSITY OF MINNESOTA

2014 SEASON TICKET PRICES

PRICE LEVELS	2014 SEASON PRICE	2014 SEASON TICKETS (PER GAME)	2014 SEASON TICKETS (16 GAMES)
(Dark Grey)	\$139	\$1390	
(Light Grey)	\$129	\$1290	
(Blue)	\$112	\$1120	
(Yellow)	\$90	\$900	
(Orange)	\$85	\$850	
(Green)	\$80	\$800	
(Purple)	\$60	\$600	
(Dark Purple)	\$42	\$420	
(Pink)	\$35	\$350	
(Black)	ACCESSIBLE SEATING		
(Red)	CHAIRBACK SEATS		

PREVIEW CENTER SHOWCASES NEW STADIUM

In February 2014, the Vikings and Van Wagner Sports & Entertainment completed and opened the New Stadium Preview Center adjacent to the stadium's construction site.

Located on the fifth floor of the 1010 Metrodome Square Building (1010 South 7th Street, Minneapolis, MN 55415), the 7,500 square-foot, state-of-the-art Preview Center is designed to give Vikings fans their first look at the future game experience within the new stadium set to open in July 2016. The interactive space, the largest ever built by an NFL team, overlooks the stadium construction site and includes a custom-filmed experiential player tunnel and Vikings locker room experience, two authentic Suite build-outs, a 24-seat Club seating section, 37 high-definition televisions and seven interactive kiosks. The center also contains a 100:1 scale cityscape model and a 25:1 scale detailed architectural stadium model. In picking out their seat locations, fans have the opportunity to see 360-degree panoramic views from 275 vantage points within the stadium.



VIKINGS LAUNCH NEW STADIUM WEB SITE

In order to provide fans with all of the latest new stadium information, the Vikings and Van Wagner Sports & Entertainment launched a new web site - newminnesotastadium.com - earlier this year.

The web site not only gives fans exclusive looks at the stadium's exterior and interior design through various photos and videos but it also addresses the most commonly asked questions and includes media coverage surrounding the stadium's design and construction. Fans can also walk step-by-step through the sales process or sign up for the new stadium ticket waitlist.



VIKINGS CHILDREN'S FUND

There have been many changes on and off the field for the Minnesota Vikings since the team's inception, but the organization's steadfast commitment to children has always remained the same.

In light of the organization's commitment to community, the Vikings Children's Fund (VCF) was established in 1978 and has since raised over \$10 million to give back to those in need. The VCF is a means for Vikings players, coaches, cheerleaders, staff and their families to focus their community support to help children. The VCF distributes grants to health, education and family services organizations benefiting children.

In 2013 the VCF provided nearly 80 grants to nonprofit organizations and has donated more than \$5 million to support the University of Minnesota Department of Pediatrics, which boasts highly-skilled pediatricians and excels in break-through research.

To learn more about the VCF - or to make a donation - please call Patrick Leopold at (952) 828-6500. If your charitable organization is interested in applying for a VCF grant, log on to Vikings.com to download a grant application form. Grant applications need to be mailed by the end of March each year for fall awards.

VIKING CHILDREN'S FUND FACTS AND FIGURES

- The University of Minnesota Department of Pediatrics has been awarded over \$5 million to support research fighting childhood diseases.
- The Vikings Children's Fund supported nearly 80 organizations in 2013.
- The Vikings Children's Fund has supported over 300 child-related organizations across Vikings country since the inception in 1978.



The Vikings have a long-standing tradition of cooperation and progress in the areas of child and family health with the University of Minnesota. Players make regular visits to the UofM Children's Hospital and sponsor special events for patients.

VIKINGS IN THE COMMUNITY

THE MINNESOTA VIKINGS "ON THE FIELD AND IN THE COMMUNITY - YOUR SPECIAL TEAM"

The Minnesota Vikings are more than a football team. The coaches, players and staff are your neighbors. Their wives or husbands may be your co-workers. Their children attend school with your children. The Vikings are a part of our community. Many schools, hospital charities and civic groups have been impacted by player involvement, staff participation and family volunteerism.

The Vikings organization is your neighbor too, as a corporate citizen actively involved in policy and service to Minnesota. The Vikings community relations department and Vikings Children's Fund handle a broad range of requests including player appearances, in-kind donations, partnering with non-profit groups on fundraisers, the production of public service announcements and team philanthropy. Since its inception in 1978, the VCF has donated more than \$6 million to the University of Minnesota Department of Pediatrics. The VCF has maintained a commitment to youth and families by distributing funds toward youth development, family services and education support- a total of nearly \$10 million given back to our community.

VIKINGS IN THE COMMUNITY

CLOCKWISE: Vikings LB Chad Greenway has been active and creative in the community throughout his career. One of his signature programs is the "Chad's Locker" initiative which has provided area children's hospitals with lockers filled with state-of-the-art electronics for patients and their families to use during their stays...Greenway has joined with teammates for his annual Greenway Gridiron Gallop on Father's Day. The 5K race promotes families spending time together and fitness, core values of Greenway's Lead The Way Foundation. In 2014, teammates Audie Cole and Rhett Ellison joined Chad on the awards podium to present young racers with medals...Vikings DT Linval Joseph mixed concrete as part of the Vikings annual Playground Build. The entire Vikings organization joined forces with Toro and KaBOOM! to bring a new playground to Lucy Craft Laney at Cleveland Park Community School in Minneapolis. The Laney School playground was the 9th that the Vikings have built in the Twin Cities, a program that has helped over 19,000 kids have a safe and fun place to play in their community.





VIKINGS IN THE COMMUNITY

CLOCKWISE: Viktor the Viking is one of the favorite visitors to the club's annual Adoption Family Fun Fest held in the Winter Park Fieldhouse. The event, sponsored by Vikings executives Rob Brzezinski and Rick Spielman, features interactive games and appearances by Vikings players and cheerleaders. The Fun Fest celebrates families who adopt and support the organizations that work behind the scenes. Brzezinski and Spielman have adopted their children and work throughout the year to spread awareness and build support of numerous adoption charities...The Vikings had a strong turnout of players, including WR Adam Thielen, T Phil Loadholt and K Blair Walsh for the We Day celebration that recognized youth volunteerism. The event honored over 18,000 area students who have given their time and efforts to volunteer programs in their schools and communities...In his 1st season as a Viking, WR Greg Jennings made a big impact in his new hometown. Jennings teamed with the Starkey Hearing Foundation to give the gift of hearing to children, joined by Starkey founder Bill Austin and Vikings Ring of Honor alumni Chuck Foreman.





VIKINGS IN THE COMMUNITY

CLOCKWISE: Vikings C John Sullivan was recognized as the club's 2013 Community Man of the Year for his dedication to supporting various local causes. His two passionate programs are the VA Medical Center and the University of Minnesota Children's Hospital, where he donated a new playground. Sullivan and teammates made a visit to the VA Medical Center to thank vets for their service...Vikings S Jamarca Sanford, teammates and Vikings alumni welcomed Team Smile to the Winter Park Fieldhouse where nearly 300 area kids received dental procedures and leared about taking care of their smiles for years to come...Vikings DE Everson Griffen and his fellow defensive linemen sponsored gifts for families in need during the 2013 Holiday season through a partnership with The Salvation Army. The club welcomed families to a Saturday practice where they were able to meet their Vikings Santas and spread Holiday cheer to both gift givers and receivers. Griffen is involved in Salvation Army events throughout the year.





VIKINGS IN THE COMMUNITY

CLOCKWISE: The Vikings have opened their Saturday practices to special groups in recent years and give the opportunity to see the club during their final practice before game day. The opportunity for the team to welcome visitors on Saturday gives both groups a last bit of encouragement and support before taking on their challenges. Superstar RB Adrian Peterson and teammates are gracious with their time for Make-A-Wish Foundation of Minnesota visits...The Vikings welcomed members of the Minnesota National Guard as part of the USAA and NFL's Salute to Service program...Vikings, both current players and alumni, have embraced a very uniquely Minnesotan fundraiser over the years and take the plunge for good causes. Former RB Rickey Young and current S Andrew Sendejo took the Polar Bear Plunge to support Special Olympics Minnesota in 2014, taking a brisk dip into Lake Calhoun along with Vikings cheerleaders. The frigid temperature didn't cool off the charitable spirit of the event.



VIKINGS YOUTH FOOTBALL

The Vikings Youth Football mission statement is to grow, support and promote youth football through fair play, health/safety and academics. Innovative programs reach youngsters through the High School Player Development 7-on-7 Tournament, Youth Football Camps, USA Football Coaching School, equipment and field grants, the Vikings All-State Football Team and Minnesota Mr. Football, the High School Coach of the Week Program and the High School Coach of the Year. The Vikings are on the forefront of the USA Football Heads Up camps that teach youth players, parent and coaches the proper technique to make football safe and fun.



MINNESOTA VIKINGS HIGH SCHOOL COACH OF THE WEEK:

The Minnesota Vikings and WCCO-TV teamed up to select top Minnesota high school football coaches to honor through the "Vikings High School Coach of the Week" program. The coaches were selected based on their outstanding leadership both on and off the field. Eden Prairie High School coach Mike Grant was chosen from a pool of coaches nationwide to win the Don Shula NFL High School Coach of the Year, an award he was presented by Roger Goodell during Super Bowl XLVIII festivities in New York.




CLOCKWISE: The Vikings welcomed mothers of youth football players to Winter Park for a Heads Up Football seminar to raise awareness of safety in the game...Supporting youth football through the Vikings 7-on-7 state tournament, won in 2014 by Stillwater, that earned them a berth in the national tournament...The Vikings recognized their 12th All-State football team, consisting of 30 of the state's top players and presented at halftime of the Eagles game in December.



2014 TEAM GUIDE



EXECUTIVES



ZYGI WILF

OWNER/CHAIRMAN

Zygi Wilf's 10 seasons leading the ownership group that has stewardship of the Vikings franchise has been highlighted by commitment to core values and building a strong foundation for the future.

The Vikings have made 3 playoff appearances and won 2 NFC North titles in the past 6 seasons behind the Wilf family leadership. The club enters 2014 as a franchise poised on the future. The team is under the direction of first-year Head Coach Mike Zimmer and will be playing on the campus of the University of Minnesota for 2014 and 2015 as the new home of the Vikings is being built in downtown Minneapolis.

As the largest construction project in state history, the new stadium will also create thousands of jobs and have a significant economic impact on the region, both during construction and as a multi-use facility capable of hosting more events than any stadium in the country.

Wilf served as Honorary Co-Chair of the Minnesota Super Bowl Bid Committee and led conversations with NFL Commissioner Roger Goodell and other NFL owners that resulted in Minnesota being named host of Super Bowl LII on February 4, 2018. Minnesota will host the event for the 2nd time, the previous being Super Bowl XXVI on January 26, 1992, and Wilf will continue to serve as Honorary Co-Chair of the Minnesota Super Bowl Host Committee.

Throughout their tenure, the Wilf's ownership has established success on the field and with civic and corporate leadership in the community. Over the last eight years, the team has enhanced its already strong reputation as an NFL leader in community relations activities and has raised its level of involvement in civic and business endeavors. Under the stewardship of the Wilfs, the franchise delivered a historic public-private partnership to build a state-of-the-art, multi-use stadium as the centerpiece of an economic development package for the state and region. The Vikings ownership is committed to investing in the state's economy and is dedicated to a world-class showcase for Minnesota's sporting future.

Wilf leads an ownership group that closely mirrors the structure that has led the Wilf family to national prominence in their business ventures with Garden Homes Development, a nationwide leader in retail, commercial and private residential development. Joining Wilf in the Vikings venture are his brother, Mark, cousin, Leonard, son, Jonathan, and nephew, Jeffrey, along with associates from outside the family.

The journey for Wilf from avid New York Giants fan sitting in the bleachers of Yankee Stadium in the 1960s to taking over the leadership of one of the NFL's proudest franchises has been marked by bold and well-founded business decisions, commitment to family and employees, and dedication to community.

Throughout the Wilf family's rise to prominence in real estate development, the consistent focus on philanthropy and never losing touch with family roots has been a foundation and philosophy.

Building a championship team with character has been at the core of the Wilf ownership group's growth as NFL owners. The Wilf family has stayed close to their roots, donating generously to heart-felt causes at home and throughout the world.

Wilf, the son of Joseph and Elizabeth Wilf, emigrated with his parents from Europe to the United States in the early 1950s and settled in New Jersey.

Zygi attended nearby Fairleigh Dickinson University, earning a bachelor's degree in economics and later graduated from New York Law School in Manhattan. Wilf, and wife, Audrey, have four children. Wilf was recognized in 2013 with the Fritz Pollard Alliance's Tank Younger Award in honor of his commitment to hiring and promoting minority candidates on the football and business side of the Vikings franchise.



Vikings owners Mark Wilf and Zygi Wilf were joined by Vikings Hall of Fame coach Bud Grant as part of the stadium-closing ceremony following the win over Detroit in the final game at Mall of America Field to end the 2013 season on December 29.



MARK WILF

OWNER/PRESIDENT

In his 10th season of ownership, Vikings Owner/President Mark Wilf plays a key role in the development of the business aspects of the club and in organizing the leadership of the franchise to mirror the proven family model that the Wilf family has implemented in other successful ventures. As President, Mark manages day-to-day operations and directs all business departments of the Vikings. He also plays a leadership role in the stadium development process.

Since taking ownership of the Vikings in 2005, Mark and his brother Zygi have focused on three primary areas: providing the best game day experience possible for Vikings fans, enhancing the civic and business involvement of the franchise, and bringing a championship to Minnesota. Under the Wilfs' direction, the Vikings have made strides in all facets, including establishing what will be one of the best game day experiences in the NFL following the construction of a state-of-the-art multi-use stadium in downtown Minneapolis. The stadium, which gained state approval in May 2012, is set to open in 2016 and will give Vikings fans a premier venue while continuing the Vikings proud tradition of home-field advantage.

As the largest construction project in state history, the new stadium will also create thousands of jobs and have a significant economic impact on the region, both during construction and as a multi-use facility capable of hosting more events than any stadium in the country.

Wilf served as Honorary Co-Chair of the Minnesota Super Bowl Bid Committee and led conversations with NFL Commissioner Roger Goodell and other NFL owners that resulted in Minnesota being named host of Super Bowl LII on February 4, 2018. Minnesota will host the event for the 2nd time, the previous being Super Bowl XXVI on January 26, 1992, and Wilf will continue to serve as Honorary Co-Chair of the Minnesota Super Bowl Host Committee.

The Wilfs also understand the Vikings have been a valuable piece of the fabric of life in the region since 1961 and have taken pride in building on the team's strong tradition of

community involvement. An NFL franchise is a valuable commodity to a community and both Mark and Zygi recognize and embrace that role as civic leaders. Their stewardship has led to significant increases in annual donations from the Vikings Children's Fund and multiple new community and business initiatives, like the Vikings Annual Playground Build and the team's Summer Lunch Program.

Advocating generous philanthropy and advancing causes with special meaning is standard practice for the Wilfs. As a longtime supporter of the Jewish community, Mark and his family are among the largest financial supporters of Yad Vashem, the Holocaust memorial museum in Israel. Mark has previously served as the National Campaign Chairman for the Jewish Federations of North America (JFNA) and is currently vice chair of their board of trustees. Most recently, he was appointed by JFNA to lead a new initiative that addresses the needs of impoverished Holocaust survivors living in the United States.

Throughout their professional lives, the Wilfs have worked tirelessly to treat everyone associated with their businesses as members of the family. That structure has led to national prominence in their business ventures with Garden Homes Development, a nationwide leader in retail, commercial and private residential development, and has spilled over into their ownership of the Vikings. As lifelong fans of the NFL, Mark brings a deep passion and desire to win a championship with the entire organization and Vikings fans.

Mark earned his bachelor's degree from Princeton University, where he served as the radio voice of Princeton Tigers football and basketball. He later graduated from the New York University School of Law before becoming a principal in the family business. Mark currently serves on several boards, including the NYU School of Law and Princeton Varsity Club. He is also a member of the NFL's Business Ventures Committee. He and his wife Jane, who is also heavily involved in philanthropic activities, have four children.



Mark Wilf helped introduce the team to a packed crowd at NFL Fan Fest in London just days before the Vikings defeated Pittsburgh in the NFL International Series game at Wembley Stadium, the Vikings 1st regular season game overseas.



LEONARD WILF

OWNER/VICE CHAIRMAN

Leonard Wilf joins cousins Zygi and Mark Wilf with the Vikings ownership group as Vice Chairman of the team for the 10th season in 2014. Away from the Vikings, Wilf also serves as President of family-owned Garden Homes Development, a nationwide leader in retail, commercial and private residential development based in New Jersey and New York. Garden Homes celebrates their 60th year of business in 2014.

Wilf earned his bachelor's degree, Cum Laude, from Boston University. Following his undergraduate work, Wilf graduated with a law degree from Georgetown University.

During his tenure at Georgetown, Wilf was editor of the Georgetown Law Review. Wilf went on to receive a Master of Law in Taxation from New York University.

In 2012, Wilf was recognized for his progressive work with charities and named to the board of the NFL Foundation. Active with several professional and civic groups, Wilf is Vice Chairman on the Board of Trustees of NYU and the NYU Law School. Wilf serves as Chairman of the American Society of Yad Vashem, a Board Member of New York Presbyterian Hospital. He is an involved member of the International Council of Shopping Centers, New York Athletic Club, Friars Club and recently Wilf was appointed a national trustee of The First Tee

Program. Wilf is also active in veterans causes, having started Haven From the Storm, a charity focused on veterans transitioning back to daily life.

An avid sportsman, Wilf enjoys skiing, golf, and deep sea fishing. His interest in NFL football was developed with his cousins from his youth.

Wilf and his wife, Beth, have four children and are active members of the community through the Metropolitan Museum of Art, Central Park Conservancy and Metropolitan Opera. Wilf was appointed by President Clinton to the U.S. Holocaust Memorial Council in January 1997 and spearheaded the construction of the MetroWest Campus of UJA-Federation in East Hanover, NJ. He and his family reside in New York City.



The Wilf Family Ownership Group enters the 10th season as stewards of the Minnesota Vikings in 2014. The club is poised to enter a state-of-the-art home stadium in 2016 and will welcome the world to the Minnesota for Super Bowl LII in February 2018.



ALAN LANDIS

OWNERSHIP PARTNER

Alan Landis has achieved acclaim in the business world and the philanthropic community through his visionary thinking in each area. As founder and chairman of The Landis Group, he has put his stamp on the land development industry with a pair of landmarks, the Princeton Landmark Carnegie Center and Tower Center Office and Hotel Complex. A graduate of New York University, Landis holds a bachelor's degree in accounting. He is active in causes ranging from the National Prevent Child Abuse organization to the Foundation for Fighting Blindness. Alan and wife, Linda, have a son, Scott, and daughter, Dana. The couple resides in Florida.



DAVID MANDELBAUM

OWNERSHIP PARTNER

David Mandelbaum has served as General Partner of Interstate Properties since 1968, a trustee of Vornado Realty since 1979 and Director of Alexander's, Inc. since 1995. Mandelbaum has been a member of the law firm Mandelbaum & Mandelbaum, P.A. since 1967 and holds a law degree from Harvard. He earned his undergraduate degree at Princeton University. Mandelbaum and wife, Karen, have been married for more than 40 years. The couple has four sons, Richard, Michael, Jeffrey and Jonathan and resides in Livingston, NJ.

THE EVOLVING SYMBOL OF THE NFL

The NFL shield, one of the most recognizable symbols in the sports world, underwent a stylistic upgrade during the 2008 off-season. The new font and design changes pay homage to the history of the League and the logo while turning an eye forward on the future. As the NFL enters its 94th season in 2013 the new shield symbolizes the progress of the league over those decades and the excellence that has laid the foundation for the modern NFL.

Adjustments to the logo include 8 stars representing the 8 Divisions in the NFL and the design of the football reflects the design of the football atop the Vince Lombardi Trophy. The blue color is darker and bolder than past shields and the shape has been refined over past versions.





RICK SPIELMAN

EXECUTIVE VICE PRESIDENT & GENERAL MANAGER

Rick Spielman enters his 3rd season as Vikings General Manager for 2014, his 9th season with the club and the 24th season he has worked in the NFL. The Vikings enter 2014 with progress and change as central themes. Spielman directed the search that hired veteran defensive mind Mike Zimmer as the 9th head coach in franchise history. The squad will be playing for 2 seasons at TCF Bank Stadium on the campus of the University of Minnesota as construction is in progress on a new stadium in downtown Minneapolis.

Spielman assumed the Vikings' Vice President of Player Personnel role on May 30, 2006 and directed scouting, free agency and draft preparations for the club before taking on his new role for 2012. Spielman has climbed the ranks of NFL personnel departments with Detroit, Chicago and Miami, ascending to General Manager of the Dolphins for the 2004 season. Spielman's tenure with all 3 franchises has been highlighted by drafting impact players throughout the seven rounds and making key trades and free agency acquisitions. Spielman's teams have won 5 divisional titles and advanced to the playoffs 9 times.

The Vikings have drafted players who have made immediate impacts on the club under Spielman's direction. The team has used 11 picks in the 1st round since Spielman joined the club to select Adrian Peterson (2007), Percy Harvin (2008), Christian Ponder (2011), Matt Kalil (2012), Harrison Smith (2012), Sharrif Floyd (2013), Xavier Rhodes (2013), Cordarrelle Patterson (2013), Anthony Barr (2014) and Teddy Bridgewater (2014). Of those drafted 2007-13, all 8 were starters in their rookie seasons, 6-of-the-8 were All-Rookie selections, 4-of-the-8 were Pro Bowlers as rookies with Peterson and Harvin each named Offensive Rookie of the Year and Patterson was a 1st-Team Associated Press All-Pro, only the 2nd rookie position player in team history to achieve the honor, joining Randy Moss in 1998.

Since Spielman began directing the Vikings drafts and personnel from 2007-14, the Vikings drafted 7 players (Peterson, Rice, Harvin, Rudolph, Walsh, Kalil, Patterson), signed 2 as free agents (Brett Favre, Jerome Felton) and acquired 1 in trade (Jared Allen) who have gone on to earn Pro Bowl honors. Under Spielman's drafting, a total of 9 Vikings have earned All-Rookie honors.

In 2013, the Vikings had 3 picks in the 1st round for only the 2nd time in team history, joining the 1967 Vikings draft class, and became the 1st NFL team with 3 picks in the 1st round since 2001. The Vikings have had multiple 1st-round picks in 2012, '13 and '14, the 1st time in team history to achieve the feat and the Vikings 7 selections in the 1st round is the most in the NFL over that 3-year span, ahead of Cleveland and St. Louis with 5 each.

In 2013, Patterson re-wrote the Vikings and NFL record books and showcased his unique play-making ability. He tied an NFL record for the longest play in league history and notched the longest KO return in NFL history with a 109-yard score vs. Green Bay (10/27/13), had another 105t KR on the opening kickoff at Chicago (9/15/13) in only his 2nd career game, set the Vikings record with a 32.4 avg. on KO returns for the season and tied the team record with 2 KOR TDs in a season.

The 2012 Vikings relied heavily on contributions from the rookie class and newly-acquired free agents. The Vikings rookies set a team record when 5 (Kalil, Smith, Robinson, Ellison, Wright) started vs. Chicago (12/9/12). Rookie 6th-rounder Blair Walsh kicked his way into the club and NFL record books en route to All-Pro, Pro Bowl and All-Rookie honors, setting an NFL record by hitting 10 FGs of 50+ yards and broke the Vikings rookie scoring record with 141 points. Free agent FB Jerome

Felton earned 2nd-Team All-Pro honors from the Associated Press and a Pro Bowl trip after clearing traffic for Peterson to post a season for the ages as he ran for 2,097 yards to finish 9 yards short of the NFL single-season record.

In 2008 the Vikings engineered a pre-draft trade to land Allen from Kansas City, who has earned All-Pro and Pro Bowl honors in 2008 and 2009. The club signed Favre as a free agent entering 2009 and the veteran QB directed one of the most exciting seasons in team history and set career-bests in several offensive categories. The 2009 Vikings boasted an NFL-best 10 players who earned Pro Bowl honors.

The Vikings ability to identify talent throughout the draft was evidenced in 2009 when all 5 players selected went on to start a game during their rookie season, including All-Rookie honoree OT Phil Loadholt and Harvin.

He began his NFL career as a scout with Detroit in 1990 and worked with the club in college scouting for 5 seasons before adding pro scouting duties in 1995 and '96. He moved to Director of Pro Personnel for the Bears from 1997-99 before joining the Dolphins in 2000 as Vice President of Player Personnel. He was promoted in 2002 to Senior Vice President-Football Operations/Player Personnel and eventually General Manager in 2004. Spielman left the Dolphins during the 2005 off-season and worked with ESPN as an NFL analyst before joining the Vikings. While with Miami for 5 seasons, the team had a winning record 4 times, won the AFC East in 2000 and went to the playoffs in 2000 and 2001 but missed the playoffs in 2002 and 2003 despite 9-7 and 10-6 records respectively.

Spielman got his first taste of NFL personnel analysis as a college scout with Detroit from 1990-94 and added pro scouting responsibilities for his final 2 seasons (1995-96) in the Motor City. The Lions enjoyed one of the finest stretches in franchise history in the early 1990s, winning a pair of NFC Central titles in 1991 and 1993 and the team advanced to the playoffs in 1991, '93, '94 and '95. The trio of consecutive post-season berths was a first for the team. The 1991 team set a franchise record with a 12-4 regular season mark, hosted and won a playoff game for the first time since 1957 and advanced to the NFC Championship Game against Washington, losing out on the chance to play in Super Bowl XXVI at the Metrodome.

Following Spielman's playing career at Southern Illinois from 1983-86 he was invited to training camp with the San Diego Chargers (1987) and Lions (1988). As a collegiate player, Spielman was a 1st-Team All-Gateway Conference honoree as a junior and part of the 1983 NCAA Division I-AA national championship team as a redshirt freshman. His younger brother, Chris, was a Pro Bowl LB and a 2nd-round pick of the Lions in 1988. He played 11 NFL seasons with Detroit (1988-95) and Buffalo (1996-98).

Spielman has a bachelor's degree from Southern Illinois and a master's from Ohio State. He and his wife, Michele, have been active with children's charities. The couple has adopted six children, Juan, Luis, Ronnie, J.D., Ormie and Whitney.



LESTER BAGLEY

EXECUTIVE VICE PRESIDENT - PUBLIC AFFAIRS & STADIUM DEVELOPMENT

Lester Bagley brings more than two decades of public affairs and communications experience to his role as the Vikings Executive Vice President - Public Affairs & Stadium Development. Currently in his 10th year, Bagley oversees the team's public relations, public affairs, community relations and charitable giving initiatives. In 2014, Bagley led the Vikings efforts to secure Super Bowl LII for Minnesota in February 2018.

In May of 2012, Bagley led the organization to its biggest victory off the field when he helped secure financing for a new publicly-owned and operated stadium for the State of Minnesota and the Vikings. In an extremely difficult political environment and economy, Bagley led the public discussion and advocacy effort on behalf of the Vikings. With Bagley's guidance, a coalition of elected officials, Vikings fans and business, labor and community leaders organized to advance the stadium issue at the Minnesota Capitol. On May 10, 2012, the House and Senate passed legislation to construct a \$975 million multi-purpose stadium in Minneapolis. Just days later on May 14, Governor Mark Dayton signed the bill into law. For his significant role, Bagley was honored alongside Governor Dayton and stadium bill authors Senator Julie Rosen and Representative Morrie Lanning with the "Public Policy Achievement (Sports)" award as part of Minnesota's Leaders in Public Policy 2012.

The passage of the stadium bill not only secured the team in Minnesota but also gave Vikings fans a premier venue to watch their team beginning in the 2016 NFL season. Along with Vikings football, the multi-purpose facility has been designed to host national and international events, including NCAA basketball, a Super Bowl and concerts, as well as high school and amateur sports and other community events. Even before the stadium's doors open for the first time, Minnesota secured Super Bowl LII in February 2018 and has been named a finalist for a future NCAA Final Four in 2017-20.

On May 22, 2014, Minnesota scored a major upset by securing Super Bowl LII in 2018. Bagley and the Vikings led the state's efforts to win the campaign to land the world's marquee sporting event for Minnesota.

The stadium project has also served as a catalyst to redevelop the Downtown East neighborhood of Minneapolis. Adjacent to the site will be a nearly \$600 million development that will include two 17-story office towers, a hotel, retail space, apart-

ments and a two-block city park that will serve as programmable space on Vikings game days.

As part of the Vikings stadium team, Bagley continues to work closely with the five-member Minnesota Sports Facilities Authority to ensure that a world-class facility is constructed for the State, the team and Vikings fans. Ground breaking took place in December 2013, followed by the Metrodome's destruction in spring 2014.

Over the past several years, Bagley has been instrumental in the Wilf ownership group's efforts to enhance the Vikings presence in the Minneapolis-St. Paul community and throughout the State. In addition to overseeing all Vikings communications efforts, Bagley plays a leadership role in the Vikings Children's Fund. He developed the Vikings "You Made the Team" Community Tour, that has connected the team with Vikings fans and charitable causes throughout Minnesota. Bagley also served as a co-chair of the Vikings London Task Force, as the organization strengthened its global brand by taking on the Pittsburgh Steelers in London's Wembley Stadium on September 29, 2013.

Before joining the Vikings, Bagley operated Bagley Public Affairs from 1999-2005. The Minneapolis firm specialized in issues management, public relations and public affairs. From 1993-99, Bagley served as associate director and helped lead the Minnesota Business Partnership, the public policy organization comprised of the chief executive officers of 100 of Minnesota's largest companies. He also spent five years working in public affairs and public relations in Washington, D.C.

A native of Barron, WI, Bagley began college at the University of Minnesota before graduating from the University of California at Los Angeles (UCLA) with a bachelor's degree in political science. He served as a White House intern and studied at the University of Oxford during his undergraduate days.

Bagley currently sits on the boards of the Public Affairs Council, Athletes Committed to Educating Students (ACES), the Minneapolis Regional Chamber of Commerce, Meet Minneapolis and the Vikings Children's Fund.

Bagley's wife, Wendy, who has a bachelor's degree from the College of St. Catherine, has held several prominent positions in state government, including serving three successive Minnesota Governors. The family resides in Minneapolis with their sons Michael and Charlie.



Groundbreaking took place on the new publicly-owned and operated stadium for the State of Minnesota and the Vikings on December 2013. The venue will host Super Bowl LII in February 2018 and is a finalist for an NCAA Final Four.



ROB BRZEZINSKI

EXECUTIVE VICE PRESIDENT - FOOTBALL OPERATIONS

Rob Brzezinski enters his 22nd season in the NFL and 16th with the Minnesota Vikings in 2014. Brzezinski provides the Vikings broad-based management expertise and the value of being one of the most experienced NFL executives in the modern (post 1992) Collective Bargaining Agreement era.

Brzezinski has been with teams that have finished .500 or better in 15 of his 21 NFL seasons and 10 playoff seasons.

The Vikings benefit from Brzezinski's extensive knowledge and strategic salary cap management and a philosophy that has aided in the retention of core players, the addition of key free agents and the overall talent and depth of the team. Brzezinski's role as lead negotiator on high-profile contracts during his career has included 20 first-round draft picks and landmark deals for such players as Randy Moss, Daunte Culpepper, Antoine Winfield, Steve Hutchinson, Kevin Williams, Jared Allen, Brett Favre, and Adrian Peterson. Brzezinski has negotiated contracts during his career totaling more than \$1 billion.

Brzezinski joined the Vikings in 1999 as Director of Football Administration and was promoted to Vice President of Football Administration in 2001. He was elevated to his current position as Executive Vice President of Football Operations in 2014.

Prior to joining the Vikings, Brzezinski spent 6 seasons (1993-98) with Miami where he rose to Staff Counsel/Salary Cap.

Brzezinski was actively involved in the Vikings 2014 Head Coaching search and works closely with General Manager Rick Spielman and Head Coach Mike Zimmer on all football-related matters and strategic planning. Brzezinski's key responsibilities include salary cap management, negotiation of player contracts, football operations/administration and CBA compliance. Brzezinski also oversees the Vikings' Information Technology

Department and has represented the Vikings at NFL meetings.

Brzezinski has extensive NFL management experience, has worked as the top football executive, and has experience in managing the business operations of an NFL franchise and, while in Minnesota, transformed a substantial salary cap deficit into a long-term competitive advantage. Brzezinski has had the privilege of working for some of the most successful and decorated head coaches in NFL history, including Don Shula, Jimmy Johnson and Dennis Green.

Brzezinski is a member of the NFL Management Council's Club Services Committee, which has developed new technology and systems for player contract reporting, salary cap management and information management. In 2004 Brzezinski was invited to participate in the NFL-Stanford Program for Managers at the Stanford Graduate School of Business, an NFL program to promote development of leaders within the League.

In Miami, Brzezinski assisted in managing business affairs, salary cap administration, player contract negotiations, operations and legal affairs. In his tenure, the Dolphins compiled a 55-41 regular-season record and made the playoffs four times.

Brzezinski earned degrees from Nova Southeastern University in Fort Lauderdale, a Juris Doctorate in 1995 and a Bachelor of Science in education in 1992. In addition, Brzezinski is a member of the Florida Bar. Brzezinski and his wife, Leah, who has earned a doctoral degree in education, have 5 children: Ki, Grace, Jae, Anna and Rose. The Brzezinski family, who reside in Edina, founded a school in 2014 in Minnesota dedicated to educating students who are twice exceptional and are very active in the community raising money and awareness for adoption-related causes.



STEVE LACROIX

EXECUTIVE VICE PRESIDENT &
CHIEF MARKETING OFFICER

In his 14th season with the Vikings, Steve LaCroix serves as the team's Executive Vice President & Chief Marketing Officer. LaCroix oversees all aspects of Vikings-generated revenues. He also leads the team's radio and television programming, websites, digital and social media initiatives, merchandise and e-commerce operations, community and special events, marketing partnerships, advertising, branding, promotions, graphic design, fan relations and game day activities. LaCroix's sales and marketing team will be responsible for the transition of fans, corporate partners and the Vikings game-day experience to TCF Bank Stadium located on the University of Minnesota campus over the next two years.

Following the passage of stadium legislation in 2012, LaCroix immediately began a significant role on the Vikings stadium team, assisting with the design and construction process. He is also directing all sales, marketing and revenue-generating initiatives for the new facility set to open in 2016, including pursuing Naming Rights, Founding Partnerships, technology solutions and brand integration opportunities for the facility as well as

overseeing multiple new offerings related to season tickets, premium seating, club seats and suites located in the stadium. Together with Van Wagner Sports & Entertainment, the third party assisting the Vikings in the sales process, LaCroix developed and managed the opening of the New Stadium Preview Center and its adjacent downtown offices. The Preview Center is a 7,500 square-foot interactive space, designed to give Vikings fans their first detailed look at the new stadium and the future game experience, is the largest ever built by an NFL team and overlooks the stadium construction site. LaCroix and the Vikings continue to explore all avenues to ensure the new stadium provides the premier fan experience for Vikings fans.

LaCroix has led a variety of additional new initiatives, including the team's introduction of an enhanced Norseman logo and new uniforms in 2013, the second uniform change under LaCroix's leadership. The club has also brought radio and television broadcast rights in-house and started year-round weekly television and radio programming. The Vikings have had multiple full re-designs of vikings.com and opened Vikings Locker Room

official retail stores across the Twin Cities. Fans have been treated to the introduction of Viktor the Viking, the official team mascot, and the Skol Line drum line. Under LaCroix, the Vikings sellout streak reached 144 games at Mall of America Field.

Also included in LaCroix's accomplishments is the launch of the Vikings Entertainment Network (VEN) in 2009. LaCroix helped take VEN to the next level with a first-class production studio at Winter Park, which was unveiled during the 2010 season and plays host to weekly TV and radio shows throughout the year. The studio is the home for Vikings-exclusive content creation for vikings.com.

LaCroix has served on the NFL Club Business Working Group comprised of eight club executives to help shape strategies for implementing league and club initiatives. LaCroix has served for several years on the Steering Committee of the National Sports Forum, the sports industry's leading annual conference.

LaCroix's charitable involvement includes serving as Treasurer of the Vikings Children's Fund, which has raised and distributed over \$10 million since 1978. LaCroix also serves on the Local Advisory Board of Clear Channel, as well as the Board of Directors of Hunger Related Events/Taste of the NFL, a national hunger relief organization and the recently launched Minnesota chapter of Positive Coaching Alliance, a national non-profit working to transform the culture of youth sports with a mission to develop "Better Athletes, Better People" across the state.

Prior to joining the Vikings, LaCroix worked as the Director

of Sponsorship Sales for Pacers Sports and Entertainment in Indianapolis, IN, from 1999-00. His main responsibilities included overseeing the corporate sales efforts for the National Basketball Association's Indiana Pacers, the WNBA's Indiana Fever and other sports and entertainment events held at Conesco Fieldhouse, for which he negotiated the naming rights deal. Conesco Fieldhouse (recently renamed Bankers Life Fieldhouse) is widely considered one of the premier venues in the NBA and elevated the Pacers into the top third of the league in local revenue, despite being the NBA's fifth-smallest market. LaCroix's tenure with Pacers Sports & Entertainment began in 1991 as an intern in ticket sales.

LaCroix earned his bachelor's degree at the University of Iowa and his master's at Western Illinois University. Steve and his wife, Sue, who holds her bachelor's degree in nursing from the University of Iowa, have two children - Katie and Alex. The LaCroix family resides in Minnetonka.



STEVE POPPEN

EXECUTIVE VICE PRESIDENT &
CHIEF FINANCIAL OFFICER

Currently in his 16th season with the Vikings, Steve Poppen serves as the team's Executive Vice President & Chief Financial Officer. In his role, Poppen is responsible for all financial aspects of the team, including business planning, budgeting, day-to-day financial and administrative operations, human resources, facilities, and new stadium project financing.

For several years Poppen played a lead role in the Vikings attempts to pass new stadium legislation, an exhaustive effort that culminated with Governor Mark Dayton signing the stadium bill into law on May 14, 2012. Since the passage of stadium legislation, Poppen continues to serve on the Vikings stadium team, assisting with the design and construction process and helping negotiate the team's use agreement, as well as other documents governing the construction and operation of the new publicly-owned facility. Poppen also oversees the Vikings efforts to finance the \$477 million team/private commitment to the project. In 2013, he helped secure NFL approval for \$200 million in loans as part of the team contribution, a significant step forward for the stadium project.

The passage of the stadium bill not only secured the team in Minnesota but also gave Vikings fans a premier venue to watch their team beginning in the 2016 NFL season. Along with Vikings football, the multi-purpose facility has been designed to host national and international events, including NCAA basketball, a Super Bowl and concerts, as well as high school and amateur sports and other community events. Even before the stadium's doors open for the first time, Minnesota secured Super Bowl LII in February 2018 and has been named a finalist for a future NCAA Final Four in 2017-20.

A native of Watertown, SD, Poppen spent eight years as a Certified Public Accountant in the business assurance group of PricewaterhouseCoopers LLP in Kansas City before joining

the Vikings. In 2006, Poppen participated in the NFL-Stanford Program for Managers at the Stanford Graduate School of Business, a program developed by the NFL to promote growth of leaders within the League. Poppen helped engineer dramatic renovations to Winter Park during the 2006 offseason that featured a total remake of the locker room and equipment facilities and an upgrade of the athletic training areas. In 2009, he joined the NFL's Green Committee to enhance environmental awareness among clubs and has been key in the Vikings Planet Purple initiatives to operate the franchise in a more Earth-friendly way.

Poppen received his bachelor's degree in accounting from Evangel University in Springfield, MO, in 1991. An active member of his community, Poppen served on the board of Minnesota Adult and Teen Challenge, a faith-based drug and alcohol rehabilitation program for Minnesota adults and teens, from 2002-2012. Poppen sits on the Executive Committee of the Minneapolis Downtown Council and Downtown Improvement District board, an organization promoting business development in downtown Minneapolis, and he holds a position with the Minnesota State Fair Foundation board of directors, including serving as the chair of the Audit Committee. The State Fair Foundation was created to preserve and improve the historic Minnesota State Fair buildings and grounds and support State Fair educational, scientific and agricultural programs. Poppen also served on the Entertainment Subcommittee of the Downtown 2025 working group of Minneapolis civic and business leaders focused on a progressive future for downtown.

Poppen and his wife, Christy, who holds a bachelor's degree in elementary education from Evangel, have four children - Natalie, Andrew, Nathan and Avery. The Poppen family resides in Chanhausen.



KEVIN WARREN

EXECUTIVE VICE PRESIDENT - LEGAL AFFAIRS &
CHIEF ADMINISTRATIVE OFFICER

Kevin Warren has an extensive background in athletics and unique perspective in professional sports, law, and business, which have been instrumental to the Wilf family ownership group for the entire 10 seasons of their stewardship of the Minnesota Vikings.

In 2014, Warren enters his 16th season in the NFL and his 10th season with the Vikings. Warren is the Vikings' Executive Vice President - Legal Affairs & Chief Administrative Officer, with responsibility for various day-to-day business, operational and administrative issues, legal affairs, strategic planning, human resources, and special projects, while also serving as a member of the Vikings' internal stadium development deal team and representing the Vikings at NFL meetings. Warren is the highest-ranking African-American executive working on the business side for a team in the NFL. In September of 2013, Warren's reputation and NFL experience were recognized when he was named a member of the NFL Committee on Workplace Diversity, which is committed to enhancing and promoting diversity at every level of the NFL.

Prior to joining the Vikings, during 2003-05, Warren worked with the international law firm of Greenberg Traurig, which included working with the Wilf ownership group during their acquisition of the Vikings. Warren spent 2001-03 with the Detroit Lions as Senior Vice President of Business Operations & General Counsel. While working with the Lions, he was recognized by Crain's Detroit Business on their "40 Under 40" list, recognizing the top 40 Detroit business leaders under the age of 40. Prior to joining the Vikings' NFC North rivals in Detroit, Warren worked from 1997-2001 with the St. Louis Rams, including the Rams' Super Bowl XXXIV World Championship victory over the Tennessee Titans. During his tenure with St. Louis, Warren served as Vice President of Football Administration in 2001 after working as Vice President of Player Programs & Football Legal Counsel from 1997-2000.

Following his graduation from Notre Dame Law School, Warren's first exposure to sports law came when he worked with current Southeastern Conference Commissioner Mike Slive and sports attorney Mike Glazier at a law firm specializing in representing universities charged with NCAA violations. Warren also later worked as a sports and entertainment attorney/agent, representing various professional athletes, entertainers and broadcasters as the founder of Kevin Warren and Associates.

Warren's involvement in athletics helped pave the way for his successful career. As a freshman on the University of Pennsylvania basketball team, Warren was a member of the Quakers' Ivy League championship team in 1982. A native of Tempe, AZ, Warren subsequently enrolled at Grand Canyon University in Phoenix, where he earned his undergraduate degree. While at Grand Canyon, he excelled both in the classroom and on the basketball court. Warren scored 1,118 points during his career at Grand Canyon and earned GTE/CoSida Academic All-America as a senior along with NAIA Academic All-America honors and NAIA District 7 Basketball Team honors as both a junior and senior. Warren holds three 4th place GCU basketball records, including, career points per game average (20.0), single season points per game average (23.3), and single scoring game (42). In March 2012, Warren was inducted into the Grand Canyon University Athletics Hall of Fame, the 16th individual inducted and only the 5th basketball player to earn the prestigious honor in the University's 63-year history.

Warren earned his bachelor's degree in business administration from Grand Canyon University in 1986, his mas-

ter's degree in business administration from Arizona State University in 1988, and his Juris Doctorate degree from the University of Notre Dame School of Law in 1990. Warren is licensed with the State Bar of Kansas, Michigan, Minnesota (House Counsel-Rule 10), and the District of Columbia.

Several members of Warren's family have helped fuel his life-long passion for sports, including his father, the late Dr. Morrison Warren, Sr., who played professional football for the Brooklyn Dodgers in 1948 during the era of the All-American Football Conference, before the league was merged with the NFL. The senior Warren would go on to be the first African-American President of a major college bowl game when he was named President of the 1982 Fiesta Bowl. Warren's oldest brother, Morrison, Jr., was one of the first African-American scholarship athletes at Stanford, playing football for the Cardinal in the early 1960's, before a severe knee injury cut short his promising athletic career.

An active member of the Twin Cities community, Warren served on the United Way Board of Directors from 2007-10, has served on the Page Education Foundation Board of Directors since 2006, and the University of Minnesota's Medical Foundation Board of Directors since 2010. Since 2012, Warren has been a member of the Notre Dame Law School Advisory Council, the Benilde-St. Margaret High School Board of Directors and the Grand Canyon Education, Inc. (NASDAQ: LOPE) Board of Directors. He has also served on the University of Minnesota's Medicine and Health Board of Overseers since 2013. Warren was recognized by Twin Cities Business Journal in 2006 as a Minority Business Leader, and he is a life member of the Fiesta Bowl Board of Directors. Additionally, following the 2008, 2009, and 2012 NFL seasons, Warren was a recipient of the Fritz Pollard Alliance "Salute to Excellence" Award. Warren is also Of Counsel at Norton Rose Fulbright, a 3,800 lawyer international law firm with 54 offices across six continents.

Warren and his wife, Greta, who holds a bachelor's degree from Kansas State University, have a daughter, Peri, and a son, Powers. The Warren family resides in Chanhassen, MN.



JONATHAN WILF

EXECUTIVE VICE PRESIDENT - STRATEGIC PLANNING & BUSINESS INITIATIVES

Jonathan Wilf is in his 9th season as a member of the Vikings ownership group and his first as the team's Executive Vice President - Strategic Planning and Business Initiatives. In his vice president position, Wilf serves on the Vikings management team and plays a leadership role in developing revenue-generating initiatives for the organization as well as enhancing and expanding technology applications within the Vikings and at the new stadium set to open in 2016. Wilf also serves on the new stadium development team.

In addition to his leadership role with the Vikings, Wilf is a partner in Garden Homes, the family-owned, nationwide leader in retail, commercial and private residential development based in Short Hills, N.J. He holds an engineering degree from

the University of Pennsylvania, where he studied computer science, and a J.D. from the Benjamin N. Cardozo School of Law of Yeshiva University. Wilf is actively engaged in philanthropy as a trustee of the Wilf Family Foundations and has a passion for supporting causes that involve children and education. A lifelong sports fan, Wilf enjoys skiing, hiking and golfing. He resides in New York City with his wife, Rachel, and their son, Miles.

PART OF THE FABRIC OF MINNESOTA SINCE 1961

The following excerpt explains the early stages of the Vikings franchise as chronicled in the Minnesota Vikings 1961 Press, Radio, TV Guide:

Twin Cities football enthusiasts began their quest for professional football some 12 years ago, and it was on January 28, 1960, that their efforts were culminated with the announcement - from Miami, Florida, where the National Football League owners were in session - that Minnesota was being granted a franchise for 1961. At the same meeting, Dallas was accepted to start play in 1960.

The franchise was granted just ten days after E. William Boyer, president of the Minneapolis Chamber of Commerce, had made an official presentation to the league on behalf of statewide Minnesota interests.

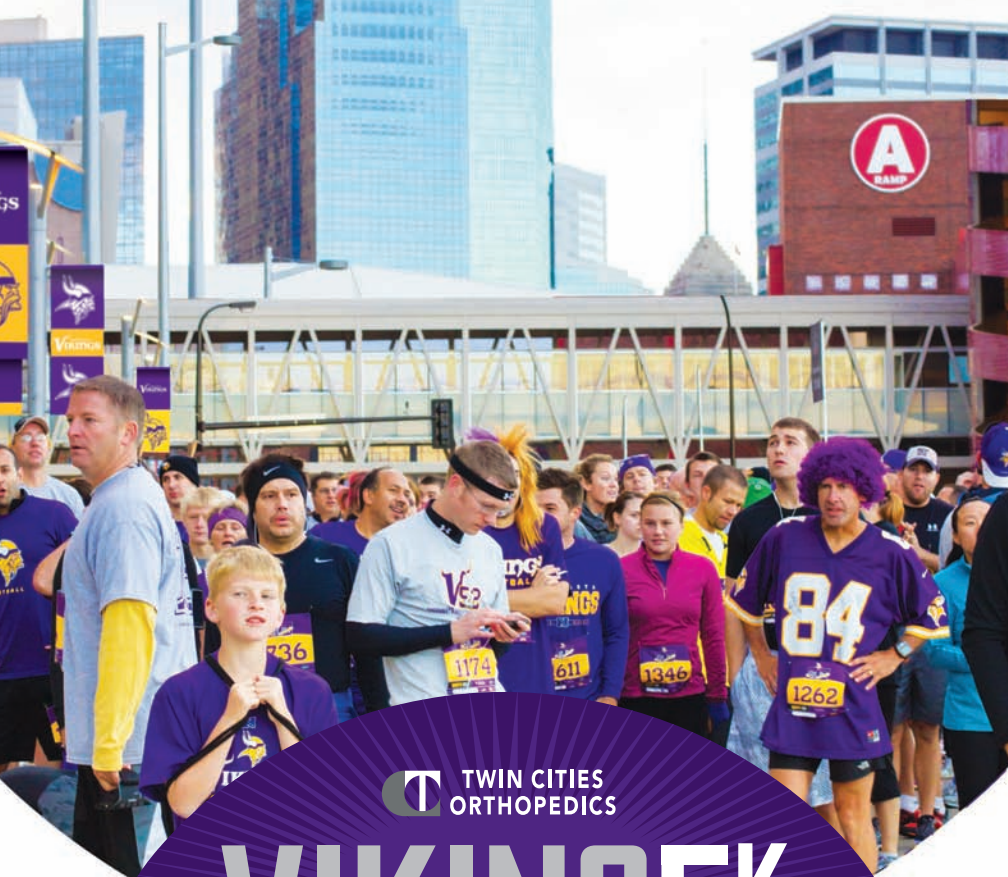
Besides Boyer in the founding group were: Max Winter, promoter and restaurateur, H.P. Skoglund, president of North American Life and Casualty Company; Ole Haugrud, Duluth businessman, and the Northwest Publications, Inc., publishers of the St. Paul Dispatch and Pioneer Press, through its president, Bernard H. Ridder, Jr.

They decided to start with an original outlay of one million dollars, of which the Minneapolis sources would put up \$600,000; St. Paul \$300,000 and Duluth, representing the rest of the state, \$100,000.

Upon acquiring a franchise, the group hired Joe Thomas, former scout with the Los Angeles Rams, to scout the country in preparation for the 1961 draft meeting, and went on a nationwide search to find a general manager. This ended with the selection of Bert E. Rose, who was at the time the public relations director for the Rams. From September, 1960, when Rose reported, until July, 1961, such details as hiring a coaching and front-office staff, contracting for radio and television, establishing a ticket operation, drafting, selecting and signing players, and many more, have - or will be - accomplished in order to put the Vikings on the field in 1961.



The Vikings arrival in Minnesota in 1961 was greeted with excitement from the sports and business community. The Minneapolis Chamber of Commerce welcomed members of the club as they prepared to take the field for the first time.



 TWIN CITIES
ORTHOPEDICS

VIKINGS 5K

SUNDAY



SEPT. 7TH

JOIN US FOR THE SECOND ANNUAL TCO VIKINGS 5K
MORE INFORMATION AVAILABLE AT VIKINGS.COM



2014 TEAM GUIDE



COACHES



MIKE ZIMMER

HEAD COACH

COACHING EXPERIENCE: 36TH SEASON

NFL EXPERIENCE: 21ST SEASON

VIKINGS EXPERIENCE: 1ST SEASON

Mike Zimmer was hired as the 9th Head Coach in Vikings history on January 15, 2014. A veteran defensive coordinator, Zimmer enters his 21st season on an NFL sideline, the past 14 working as defensive coordinator for Cincinnati (2008-13), Atlanta (2007) and Dallas (2000-06).

Zimmer has been a part of 11 playoff teams in his NFL tenure and teams that have won 7 Division titles. He coached the Cowboys DBs when the team won Super Bowl XXX over Pittsburgh after the 1995 season. Since 2009, Zimmer's Bengals defenses ranked in the NFL's top 10 in total defense 4 times, climbing to #3 in 2013. Since 2011, the Bengals ranked #2 in the NFL with 139 sacks (46.3 per season) and have allowed 18.8 points per game, ranking #4 in the NFL in points allowed. The 2013 Bengals posted 20 INTs, the 5th-best mark in the NFL.

Zimmer's arrival in Cincinnati for the 2008 season signaled a franchise turnaround on the defensive side of the ball. The Bengals notched top-10 defensive rankings in 2009, '11, '12 and '13 after only cracking the NFL's top 10 once in 18 seasons prior to Zimmer joining the team. During his tenure, Zimmer coached Geno Atkins as he became one of the top DTs in the NFL, earning consensus All-Pro honors in 2012 and Pro Bowl berths in 2011 and 2012. In 2013, LB Vontaze Burfict continued his rise from an undrafted rookie free agent in 2012 to a Pro Bowler in 2013. Atkins became the 1st Bengals defensive lineman since Tim Krumrie in 1988 to earn a Pro Bowl trip and Burfict was the 1st Bengals LB to be honored since Jim LeClair in 1976. Over the 2012 and 2013 seasons, the Bengals had 4 different players earn AFC Defensive Player of the Week honors- Michael Johnson, Carlos Dunlap, Atkins and Burfict.

Zimmer led top-10 defenses for Dallas in both a 4-3 and 3-4 scheme. The 2003 Cowboys defense ranked #1 in the NFL with only 253.3 yards per game allowed. During Zimmer's tenure in Dallas as DBs coach (1994-99) and Defensive Coordinator (2000-06) the team ranked in the top 5 of NFL scoring defense a total of 6 times. The 1995 Cowboys hoisted the Lombardi Trophy in Super Bowl XXX with a win over Pittsburgh and one of Zimmer's pupils, CB Larry Brown, won the Super Bowl MVP award with a pair of INTs in the game. Brown is 1 of only 3 DBs to earn Super Bowl MVP honors in the history of the game.

After moving to the NFL ranks, Zimmer spent 15 seasons coaching at the collegiate level. He spent his final 5 seasons in the college ranks as defensive coordinator at Washington State from 1989-93. Zimmer was at Weber State from 1981-88, serving as defensive coordinator from 1983-88. He entered the coaching profession at Missouri where he served as an assistant from 1979-80.

Zimmer played QB and later LB at Illinois State, earning a degree in physical education. He has 3 children, son Adam and daughters Corri and Marki. Adam is coaching the Vikings LBs after having spent time with Kansas City, New Orleans and Cincinnati as an assistant LBs and DBs coach. The father-son duo has both earned Super Bowl titles with Adam's coming following the 2009 season when the Saints won Super Bowl XLIV over Indianapolis. Coaching is a family tradition with the Zimmers as Mike's father, Bill, earned Illinois Hall of Fame honors as a prep football and wrestling coach. Zimmer played football, baseball and wrestled at Lockport Township High School in suburban Chicago. Both Bill and Mike Zimmer have been inducted into the Lockport Hall of Fame and Bill is also in the Bradley University (Peoria, IL) Hall of Fame.

Vikki Zimmer, Mike's wife of 27 years, passed away in Cincinnati on October 8, 2009. The Pro Football Writers of America recognized Zimmer overcoming the tragedy and the Bengals #4 ranked defense playing a key role in winning then AFC North title by voting him the winner of the Halas Award for the season, an annual award presented to the individual in the NFL that overcame the most adversity to succeed.

SUPER MEN

The 2014 Vikings have several players and coaches who have been on the NFL's biggest stage- the Super Bowl. Mike Zimmer won a Super Bowl with Dallas following the 1995 season and Offensive Coordinator Norv Turer also won two with Dallas following the 1992 and 1993 seasons, bringing with them the invaluable experience of hoisting the Lombardi Trophy. One of Zimmer's player, CB Larry Brown, was named MVP of Super Bowl XXX, 1 of only 3 DBs to earn the award.

VIKINGS WITH SUPER BOWL EXPERIENCE

PARTICIPANT, TEAM	SUPER BOWL
Mike Zimmer, Dallas (coach).....	XXX vs. Pittsburgh
Norv Turner, Dallas (coach).....	XXVII vs. Buffalo, XXVIII vs. Buffalo
Kirby Wilson, Tampa Bay (coach).....	XXXVII vs. Oakland;
Pittsburgh (coach).....	XLIII vs. Arizona; XLV vs. Green Bay
Jeff Davidson, New England (coach).....	XXXVI vs. St. Louis,
.....	XXXVIII vs. Carolina, XXXIX vs. Philadelphia
Hank Fraley, Philadelphia (player).....	XXXIX vs. New England
Charlie Johnson, Indianapolis (player).....	XLI vs. Chicago,
.....	XLIV vs. New Orleans
Adam Zimmer, New Orleans (coach).....	XLIV vs. Indianapolis
Greg Jennings, Green Bay (player).....	XLV vs. Pittsburgh
Linal Joseph, NY Giants (player).....	XLVI vs. New England
Justin Trattout, NY Giants (player).....	XLVI vs. New England



KICKOFF
EXECUTIVES
STAFF
COACHES
PLAYERS
ROOKIES
2013 SEASON
RECORDS
PLAYOFF RECORDS
HISTORY
EXTRA POINTS

ZIMMER'S COACHING CAREER, YEAR-BY-YEAR

Year	Team	Regular Season			
		W	L	T	
1979	Missouri	7	5		Hall of Fame Bowl (W)
1980	Missouri	8	4		Liberty Bowl (L)
1981	Weber State	7	4		
1982	Weber State	4	7		
1983	Weber State	6	5		
1984	Weber State	5	6		
1985	Weber State	6	5		
1986	Weber State	3	8		
1987	Weber State	10	3		NCAA Division I-AA playoffs - 2nd round
1988	Weber State	5	6		
1989	Washington State	6	5		
1990	Washington State	3	8		
1991	Washington State	4	7		
1992	Washington State	9	3		Copper Bowl (W)
1993	Washington State	5	6		
1994	Dallas	12	4		advanced to NFC Championship Game, NFC East Champions
1995	Dallas	12	4		Super Bowl XXX Champions, NFC East Champions
1996	Dallas	10	6		advanced to NFC Divisional Round, NFC East Champions
1997	Dallas	6	10		
1998	Dallas	10	6		advanced to NFC Wild Card Round, NFC East Champions
1999	Dallas	8	8		
2000	Dallas	5	11		
2001	Dallas	5	11		
2002	Dallas	5	11		
2003	Dallas	10	6		advanced to NFC Wild Card Round
2004	Dallas	6	10		
2005	Dallas	9	7		
2006	Dallas	9	7		advanced to NFC Wild Card Round
2007	Atlanta	4	12		
2008	Cincinnati	4	11	1	
2009	Cincinnati	10	6		advanced to AFC Wild Card Round, AFC North Champions
2010	Cincinnati	4	12		
2011	Cincinnati	9	7		advanced to AFC Wild Card Round
2012	Cincinnati	10	6		advanced to AFC Wild Card Round
2013	Cincinnati	11	5		advanced to AFC Wild Card Round, AFC North Champions

ZIMMER'S BACKGROUND

Player

1974-77 Illinois State // QB/LB

Coach

1979-80 Missouri // Assistant
 1981-82 Weber State // DBs
 1983-88 Weber State // Defensive Coordinator
 1989-93 Washington State // Defensive Coordinator
 1994-99 Dallas Cowboys // DBs
 2000-06 Dallas Cowboys // Defensive Coordinator
 2007 Atlanta Falcons // Defensive Coordinator
 2008-13 Cincinnati Bengals // Defensive Coordinator
 2014- Minnesota Vikings // Head Coach

ZIMMER'S TOP PUPILS

During Mike Zimmer's tenure coaching defense in the NFL he has consistently helped players reach their potential and exceed expectations. Zimmer's influence has earned him the respect of countless players who credit him for much of their success.

PRO BOWL PLAYERS UNDER ZIMMER

Player, Team, Position	Pro Bowls
Darren Woodson, Dallas, S	1994, '95, '96, '97, '98
Deion Sanders, Dallas, CB	1996, '97, '98, '99
Dexter Coakley, Dallas, LB	2001, '03
La'Roi Glover, Dallas, DT	2002, '03, '04, '05
Roy Williams, Dallas, S	2004, '05, '06
DeMarcus Ware, Dallas, LB	2006
Geno Atkins, Cincinnati, DT	2011, '12
Vontaze Burfict, Cincinnati, LB	2013

GETTING DEFENSIVE

In his tenure as an NFL Defensive Coordinator, Mike Zimmer's units have ranked in the NFL's top 10 in yards allowed 7 times and have ranked in the top 10 of points allowed in the NFL 5 times. Zimmer's Dallas unit in 2003 had the NFL's #1-ranked defense in yards. In the past 3 seasons (2011-13) Zimmer's Bengals have ranked in the top of yards and points allowed each season as the team has advanced to the playoffs 3 straight times. Prior to Zimmer's arrival in Cincinnati in 2008, the Bengals defense had only cracked the NFL's top 10 during 1 season in the previous 18. The 2013 Bengals ranked #3 and #4 respectively in yards and points in the NFL, but led the AFC in both. Dallas had the #1-ranked defense in yards allowed in Zimmer's debut season of 1994 when he coached the Cowboys DBs and he had the NFL's #1-ranked passing defense in 1994 and 1997 with the Cowboys.

ZIMMER'S TOP 10 NFL DEFENSES (YARDS ALLOWED)

Dallas, 2001	#4
Dallas, 2003	#1
Dallas, 2005	#10
Cincinnati, 2009	#4
Cincinnati, 2011	#7
Cincinnati, 2012	#6
Cincinnati, 2013	#3

ZIMMER'S TOP 10 NFL DEFENSES (POINTS ALLOWED)

Dallas, 2003	#4
Cincinnati, 2009	#8t
Cincinnati, 2011	#9
Cincinnati, 2012	#6
Cincinnati, 2013	#4

CLIMBING THE COACHING LADDER



2014- Minnesota Vikings

Mike Zimmer was named the 9th head coach in Vikings history on January 15, 2014. Entering his 21st season on an NFL sideline and 36th in the coaching profession, Zimmer's track record is as a motivator and mentor who gets the most out of each of his players to reach their potential.



2008-13 Cincinnati Bengals

Helped Bengals resurgence that helped team make the playoffs in 4 of his 6 seasons, including three consecutive from 2011-13. The Bengals won the AFC North in 2009 and 2013. The Bengals defense ranked in the NFL's top 10 in 4 of his 6 seasons, topping at #3 in 2013.



2007 Atlanta Falcons

In his one season with Atlanta, Zimmer coordinated the Falcons defense and oversaw top individual performances from CB DeAngelo Hall with 5 INTs and DE John Abraham with 10.0 sacks.



1994-06 Dallas Cowboys

Serving as secondary coach from 1994-99 and defensive coordinator from 2000-06, Zimmer tutored some of the top defensive players in the NFL and earned a ring in Super Bowl XXX over Pittsburgh. Zimmer coached under Barry Switzer, Dave Campo, Chan Gailey and Bill Parcells, working as coordinator under Gailey and Parcells. In 2003, Zimmer led the Dallas defense to the #1 ranking in the NFL and the Cowboys advanced to the playoffs 7 times in his 13 seasons.



1989-93 Washington State University

Zimmer spent 5 seasons directing the defense at Washington State, following Mike Price as he moved to take over the Cougars program. In 1992 the Cougars notched a 9-3 record and won the Copper Bowl over Utah. The bowl game was the 3rd for Washington State since the 1930 season and started a run of 5 bowl berths in 10 years for the school.



1981-88 Weber State University

Zimmer joined the Weber State staff under head coach Mike Price as a position coach and was promoted to defensive coordinator after 2 seasons. While at Weber he coached Robb Akey, who would later join him on the Vikings coaching staff, and coached with current Vikings DL coach Andre Patterson. The 1987 squad tied for the Big Sky Conference title and advanced to the 2nd round of the Division I-AA playoffs.



1979-80 University of Missouri

Zimmer got his first taste of coaching at Missouri, helping the Tigers to 7-5 and 8-4 marks respectively and earning berths in the Hall of Fame Bowl and Liberty Bowl.



GEORGE EDWARDS

DEFENSIVE COORDINATOR

COACHING EXPERIENCE: 24TH SEASON

NFL EXPERIENCE: 17TH SEASON

VIKINGS EXPERIENCE: 1ST SEASON

George Edwards makes his Vikings debut in 2014 as the Defensive Coordinator. This will be Edwards' 3rd stint as an NFL Defensive Coordinator after working in Washington (2003) and Buffalo (2010-2011) in the same capacity. The 2014 season will be Edwards' 17th season in the NFL and 24th season as a coach, all spent on the defensive side of the ball.

Edwards returned to Miami for his second stint as LBs coach for the 2012 and 2013 seasons. In both seasons, Edwards saw 2 starting LBs with at least 100+ tackles. In 2013, newcomers Philip Wheeler (118) and Dannell Ellerbe (101) finished 1st and 3rd on the team in tackles, respectively. Karlos Dansby (133) led the team in 2012 with Kevin Burnett (110) finishing 2nd in team tackles. The Dolphins rush defense ranked 13th in the NFL in 2012.

Edwards served as Defensive Coordinator with the Buffalo Bills in 2010 and 2011. While with the Bills, Edwards led a base 3-4 defense, however the unit was flexible and played out of multiple fronts throughout his tenure. During his time with the Bills, defensive tackle Kyle Williams emerged as a defensive presence and was named to his first Pro Bowl and produced career numbers in sacks (5.5) and fumble recoveries (2) in 2010. Also under Edwards' watch in 2010, the Bills' pass defense allowed an average of 192.0 passing yards per game to rank 3rd in the AFC, while producing 9 fumble recoveries to tie for 4th in the AFC and forcing 12 fumbles to tie for 5th in the AFC.

From 2005-2009, Edwards was the LBs coach for the Miami Dolphins. His first 3 years with Miami were spent tutoring the linebackers before focusing on the inside linebackers in 2008. Under Edwards, Zach Thomas was selected to the Pro Bowl following both the 2005 and '06 seasons and was named as the NFL Alumni Linebacker of the Year for the 2006 season.

Edwards spent the 2004 season as the Cleveland Browns Linebackers coach. Before that, Edwards was with the Washington Redskins for the 2002 and 2003 seasons. In 2003, Edwards was named the Defensive Coordinator for the 1st time in his career. Following the '03 season, linebacker LaVar Arrington and cornerback Champ Bailey were selected to the NFC Pro Bowl squad. In 2002, Edwards served as the Redskins' assistant defensive coordinator/LBs coach, as Arrington accounted for the most productive season of his NFL career with 107 tackles and 11 sacks and earned his 2nd consecutive Pro Bowl berth. In addition, each of the team's starting LBs, which also included

Jesse Armstead and Jeremiah Trotter, surpassed the 100-tackle plateau.

Edwards entered the NFL with the Dallas Cowboys and remained there from 1998-2001. Serving as the LBs coach, Edwards worked under Defensive Coordinator Mike Zimmer who led the Cowboys' defensive attack. Under Edwards' guidance, Dexter Coakley, a 3rd-round draft choice in 1997, was selected to the Pro Bowl twice over the 4-year span (1999, 2001), as he was Dallas' 2nd-leading tackler all 4 years.

Before making the leap to the NFL ranks, Edwards held collegiate assistant posts at Florida (1991), Appalachian State (1992-95), Duke (1996) and Georgia (1997). During his 1-year tenure at Georgia, Edwards tutored a defensive line which included a pair of freshmen in Richard Seymour and Marcus Stroud, both of whom would be selected in the 1st round of the 2001 NFL Draft.

A 4-year letterman at Duke University, Edwards was twice named the special teams captain and an honorable mention All-ACC selection at linebacker in 1989.

A native of Siler City, N.C., Edwards and his wife, Jami, have a son, B.J.

EDWARDS' BACKGROUND


Player

1986-89.....Duke // LB

Coach

1991.....Florida // Assistant
 1992-95.....Appalachian State // Assistant
 1996.....Duke // Assistant
 1997.....Georgia // Defensive Line
 1998-01.....Dallas Cowboys // Linebackers
 2002.....Washington Redskins // Assistant DC & LBs
 2003.....Washington Redskins // Defensive Coordinator
 2004.....Cleveland Browns // Linebackers
 2005-09.....Miami Dolphins // Linebackers
 2010-11.....Buffalo Bills // Defensive Coordinator
 2012-13.....Miami Dolphins // Linebackers
 2014.....Minnesota Vikings // Defensive Coordinator

KICKOFF
EXECUTIVES
STAFF
COACHES
PLAYERS
ROOKIES
2013 SEASON
RECORDS
PLAYOFF RECORDS
HISTORY
EXTRA POINTS



MIKE PRIEFER

SPECIAL TEAMS COORDINATOR

COACHING EXPERIENCE: 21ST SEASON

NFL EXPERIENCE: 13TH SEASON

VIKINGS EXPERIENCE: 4TH SEASON

Mike Priefer enters his 4th year with the Vikings organization as the Special Teams Coordinator. The 13-year NFL coaching veteran has held the same title with the Denver Broncos and Kansas City Chiefs in years past.

Priefer's special teams units are known for creating big-play opportunities. Since entering the League, Priefer has seen his units account for 18 scores (9 KOR, 6 PR, 1 blocked punt, 1 botched FG and 1 safety). He has also seen his squads block 19 kicks (7 punts, 8 FGs, 4 PATs) since 2002.

Since joining the NFL, Priefer has helped David Tyree (ST), Chris Hanson (P), Blair Walsh (K) and Cordarrelle Patterson (RS) earn Pro Bowl nods. Both Walsh and Patterson were named 1st-Team Associated Press All-Pro as rookies, 2 of only 3 Vikings rookies to earn 1st-Team honors in team history. Priefer went to the playoffs with the Giants in 2005 (NFC East Champions), 2006 with Kansas City (Wild Card) and 2012 with the Vikings (Wild Card). In 2012, Priefer was named Special Teams Coach of the Year as voted on by his NFL counterparts and his units ranked #1 in the NFL by the acclaimed Dallas Morning News' special teams rankings.

In 2013, the Vikings showcased the #1 KR man in the NFL, Cordarrelle Patterson, and the #2 PR man in Marcus Sherels. Patterson was named 1st-Team All-Pro and selected to the Pro Bowl after his record-breaking season. Patterson was also named NFC Special Teams Player of the Month for September and NFC Special Teams Player of the Week for his Week 8 performance vs. Green Bay. The rookie broke the Vikings' single-season kick return record with 1,393 kick return yards, on 43 returns, and a 32.4 return average with 2 KR TDs, leading the NFL in all categories. The 32.4 KR average is 4th-highest in the NFL since the 1970 merger and highest since 1985. Patterson tied the single-season team-record with 2 KR TDs (105t, 109t), also leading the NFL. Patterson's 109-yard KR TD (10/27/13 vs. GB) was the longest kick return in NFL history. With two returns of 105+ yards, Patterson is tied for the most plays over 105 yards in NFL history with Ed Reed and Jacoby Jones. The Vikings average starting position was the 27.2 yard line in 2013, the best starting position in the NFL since the NFL moved kickoffs to the 35-yard line in 2010. Not to be outdone, PR Marcus Sherels set the team-record with a 15.2 PR average, good for 2nd in the NFL in 2013. Sherels returned 22 punts for 335 yards with a long return of 86 yards for a TD against the New York Giants (10/21/13), the 2nd PR TD of his career, tying a franchise record. Sherels recorded 119 punt return yards against the Giants, a Vikings record for a single game. Sherels posted 2 returns (86t, 50) over 50 yards in 2013, most in a single-season by a Vikings punt returner. With 4 50+ yard punt returns in his career, Sherels is tied for the franchise high.

Rookie punter Jeff Locke closed out the season well and set the team rookie-record with a gross average of 44.2 yards per punt. His 39.2 net average ranked 3rd in team history. Blair Walsh set the franchise record with his 12th career 50+ yard FG (9/29/13 vs. Pit), passing Ryan Longwell in only his 2nd NFL season. His 12 consecutive 50+ yard FGs was also an NFL record. By connecting on 4 50+ yard FGs in 4 consecutive games (12/16/12-9/8/13), Walsh set an NFL record for most consecutive games with a FG over 50 yards. Walsh was named NFC

SPECIAL DELIVERIES

Since taking over the Vikings special teams units in 2011, Mike Priefer's troops have re-written the club record book and posted some of the top performances in the NFL over that span.

2011-13 NFL KICKOFF RETURN TDs

TEAM	KO RETURNS/TDs
Minnesota163/4
Baltimore146/3

2011-13 NFL KICKOFF RETURN AVG

TEAM	KO RETURN AVG.
Baltimore26.3
Minnesota26.0

2011-13 NFL PUNT AND KICKOFF RETURN TDs

TEAM	RETURN TDs
Minnesota6 (2 PR, 4 KOR)
Denver6 (4 PR, 2 KOR)
Baltimore6 (3 PR, 3 KOR)
Tennessee6 (4 PR, 2 KOR)

VIKINGS PUNT AND KICKOFF RETURN TDs 2011-13

PLAYER, GAME	RETURN
Cordarrelle Patterson, vs. Green Bay, 10/27/13109t KOR
Cordarrelle Patterson, at Chicago, 9/15/13105t KOR
Percy Harvin, at Detroit, 9/20/12105t KOR
Percy Harvin, at San Diego, 9/11/11103t KOR
Marcus Sherels, at NY Giants, 10/21/1386t PR
Marcus Sherels, at Detroit, 9/30/1277t PR

Special Teams Player of the Week for his efforts during Week 12 at Green Bay after going 4-4 on FGs and recording 5 touchbacks.

The 2012 season saw the Vikings' special teams units reach new heights. The Vikings punt and kick return coverage units allowed 0 TDs on the season while ranking 3rd in the NFC with an opponent start average at the 20.8 yard line. Priefer's KOR unit ranked 2nd in the NFL with a 24.6 average start following kickoffs. Rookie kicker Blair Walsh made NFL history going 10-10 on FGs of 50+ yards while being selected to his first Pro Bowl along with being named 1st-Team All-Pro by the AP. Walsh tacked on another NFL record with 3 50+ (50,51,53) FGs in a game (at St. Louis, 12/16/12). Walsh set a Vikings record with 53 touchbacks in 2012 and tied the longest FG in franchise history with a 56 yarder (at Houston, 12/23/12). Walsh's 53 touchbacks and 92.1 FG % (35-38) were NFL rookie records. To bookend the season, Walsh connected on game-tying (55) and game-winning (38) FGs in Week 1 vs. Jacksonville, the 1st rookie kicker in NFL history to hit game-tying and game-winning FGs in his 1st NFL game. In Week 17, Walsh sent the Vikings to the playoffs with a 29-yard FG against Green Bay (12/30) as time expired. Walsh was named ST Player of the Week 3 times in 2012 while being the NFC ST Player of the Month in December.

The return game shined in Week 4 at Detroit (9/30) where KOR Percy Harvin took back the opening kickoff 105 yards for a TD. Not to be left out, PR Marcus Sherels returned a punt 77-yards for his 1st NFL TD in the victory over the Lions. As a unit, the Vikings committed the fewest turnovers (0), made the most FGs (35) and allowed the fewest points (0) in the NFL

KICKOFF
EXECUTIVES
STAFF
COACHES
PLAYERS
ROOKIES
2013 SEASON
RECORDS
PLAYOFF RECORDS
HISTORY
EXTRA POINTS

on special teams. The Dallas Morning News ranked the Vikings special teams as tops in the NFL.

Priever could not have asked for a better start to the 2011 season, his 1st in Minnesota. Harvin took the opening kickoff, Week 1 at San Diego, 103 yards for a TD. Harvin later made NFL history in Week 12 at Atlanta when he returned a kickoff 104 yards before being stopped at the 3-yard line. It was the longest non-scoring play in League history. The Vikings set a team record in 2011 with a 26.9 average on KORs, good for 2nd in the NFL.

During the 2010 season Priever had 3 players rank in the Top 10 in each of their respective categories. Eddie Royal was 6th in the NFL with an 11.9 punt return average. Rookie Eric Decker was 10th in KOR average at 25.3 per return. Kicker Matt Prater was tied for 6th in TBs with 20.

In his 1st year as the Broncos' special teams coordinator in 2009, Priever led a unit that placed 3rd in the league in average opponent drive start after kickoffs (22.9-yard line) and featured 2 AFC Special Teams Player of the Month winners (K Matt Prater and KR/PR Eddie Royal).

Royal in 2009 became only the 11th player in NFL history to have both a kickoff and punt return for a TD in the same game (at San Diego, 10/19/09) while placing 7th in the league in punt return average (11.2 yds.). Prater finished the year making 19 of his final 20 FG attempts and tied for the 3rd-most FGs for a season in club history (30).

Before joining the Broncos, Priever coordinated Kansas City's special teams from 2006-08 following stints as an assistant special teams coach with the NY Giants (2003-05) and Jacksonville (2002). His coaching career began at his alma mater, the U.S. Naval Academy, as a GA in 1994, and he owns 20 years of experience at the professional and collegiate levels.

During his 3 seasons as the Chiefs' special teams coach from 2006-08, Priever helped Dustin Colquitt register, at the time, the 3rd-best net punting average (39.2 yds.) and the 6th-best gross average (44.8 yds.) in the NFL for that period. Colquitt's net averages for each of his 3 seasons under Priever ranked as the top-3 single-season performances in Chiefs history, at that time.

Kansas City also placed 5th in the AFC in opponent PR average (8.2 yds.) in Priever's 3 seasons and blocked a total of 4 kicks (3 punts, 1 FG) during that period.

In 2008, Colquitt ranked 7th in the NFL in net average (39.2 yds.) under Priever's guidance with the Chiefs, who also scored a TD that year on a botched opponent fake FG attempt. Priever's kickoff coverage unit was one of the league's best a year earlier with Kansas City finishing the 2007 season 5th in the NFL in opponent average drive start after kickoffs (26.1-yd. line).

During Priever's 1st year with the Chiefs in 2006, Colquitt set a franchise season record with a 39.3-yard net average that led the NFL. Priever's special teams also tied for the NFL lead with 2 blocked punts, including 1 returned for a TD, and accounted for 1 PR TD (Dante Hall, 60 yds.).

As assistant special teams coach for the Giants from 2003-05, Priever coached a unit that tied for 3rd in the league with 3 KOR TDs and adding 1 PR TD during that period. The Giants blocked 7 kicks (3 punts, 3 FGs and 1 PAT) with Priever on staff, and the coach worked with David Tyree during the 2005 season when the WR earned Pro Bowl honors as a cover man.

The Giants' special teams in 2005 placed 2nd in the NFL

in the comprehensive rankings compiled by The Dallas Morning News. Priever worked with a unit that year that included a Pro Bowler (Tyree) and the league's top-scoring kicker (Jay Feely - 148 pts.) while ranking 4th in the league in average starting position after kickoffs (30.7-yard line).

In 2003, Priever helped the Giants tie for 2nd in the NFL with 4 blocked kicks (2 punts, 1 FG, 1 PAT) during that campaign.

Priever entered the NFL coaching ranks with the Jaguars in 2002 as their assistant special teams coach. That season, punter Chris Hanson earned the 1st Pro Bowl selection of his career after leading the AFC in both gross (44.2 yds.) and net (37.6 yds.) average. Jacksonville also posted 1 PR TD (Bobby Shaw, 69 yds.) and 2 blocked kicks (1 punt, 1 FG).

From 1994-2001, Priever coached special teams at the collegiate level, working for Navy (1994-96), Youngstown State (1997-98), VMI (1999) and Northern Illinois (2000-01).

Priever's instruction at Northern Illinois helped WR Justin McCareins earn MAC Special Teams Player of the Year honors in 2000. His 19.1 punt return average was tops in the nation. Along with coaching the Huskies' special teams, Priever coached DTs during his 2 seasons at NIU.

He spent a season at VMI in 1999, coaching its special teams and inside LBs, after a 2-year stint at Youngstown State under Head Coach Jim Tressel. He worked with the special teams, tackles and tight ends at Youngstown State and was part of its Division I-AA National Championship squad in 1997.

Priever began his coaching career as a graduate assistant at Navy in 1994, instructing its special teams that season before coaching its LBs and defensive line from 1995-96. He also coached special teams and served as defensive coordinator for Navy's junior varsity team from 1995-96.

A QB and WR on Navy's junior varsity and lightweight teams from 1985-88, Priever flew helicopters as a Naval officer for 6 years (1989-94) after his graduation. His work included tours of duty on the USS America in the Persian Gulf and the Mediterranean Sea.

Priever owns a bachelor's degree from Navy and received a master's degree from the University of Maryland in 1997. His father, Chuck, was a long-time coach who worked in the NFL (Detroit, Green Bay and San Diego) for 17 seasons and coached at the collegiate level for 12 years.

Priever was born in Cleveland and moved frequently as a coach's son, graduating from high school in Green Bay. He is married to Debbie, and the couple has four children: Samantha, Michael Jr., Wilson and Kate

PRIEVER'S BACKGROUND

Coach

1994-96	U.S. Naval Academy // Graduate Assistant
1997-98	Youngstown State // Offensive Tackles/TE/ST
1999	Virginia Military Institute // Inside LB/ST
2000-01	Northern Illinois // Defensive Tackles/ST
2002	Jacksonville Jaguars // Asst. Special Teams Coord.
2003-05	New York Giants // Asst. Special Teams Coord.
2006-08	Kansas City Chiefs // Special Teams Coordinator
2009-10	Denver Broncos // Special Teams Coordinator
2011-	Minnesota Vikings // Special Teams Coordinator



NORV TURNER

OFFENSIVE COORDINATOR

COACHING EXPERIENCE: 40TH SEASON

NFL EXPERIENCE: 30TH SEASON

VIKINGS EXPERIENCE: 1ST SEASON

Norv Turner enters his 30th season of NFL coaching in 2014 and his 1st as Offensive Coordinator of the Vikings. A veteran head coach and coordinator, Turner has 15 seasons as an NFL head coach under his belt and as an offensive coordinator for Dallas he helped the Cowboys win Super Bowl XXVII (vs. Buffalo, 1992) and XXVIII (vs. Buffalo, 1993).

Turner most recently served as Offensive Coordinator in Cleveland for the 2013 season and has 8 total seasons as a coordinator- Dallas (1991-93), San Diego (2001), Miami (2002-03), San Francisco (2006) and Cleveland (2013). His 3 stints as a head coach came with Washington (1994-2000), Oakland (2004-05) and San Diego (2007-12). Turner has amassed a 114-122-1 record in the regular season as a head coach and has a 4-4 mark in post-season play, earning playoff berths in 4 seasons as head coach. During his head coaching career Turner has won 4 division titles, adding 3 more division crowns as an assistant and 7 more playoff seasons as an assistant. Turner won his 100th career game as a head coach in the 2011 opener.

Since 2007, Turner's teams have ranked in the NFL's top 5 in offensive points 3 times and the 2010 Chargers notched the #1 offense in the league with a 395.6 yard per game output. Turner's system has produced the NFL's leading rusher on 5 different occasions- Emmitt Smith (1991-93), Ricky Williams (2002) and LaDainian Tomlinson (2007). With Cleveland in 2013, Browns WR Josh Gordon led the NFL with 1,646 yards and 9 TDs on 87 catches in only 14 games, doubling his yardage output from the season before. Gordon joined Michael Irvin as WRs under Turner who led the NFL in receiving. Since 1991 when Turner joined Dallas (23 seasons), he has had backs rush for 1,000+ yards 15 times and boasted a 1,000+ yard receiver 15 times. Turner's offenses have produced a 1,000+ rusher and receiver in the same season 11 times and he has had a pair of 1,000+ receivers on a team 2 times.

Turner honed his coaching skills at USC from 1976-84 under John Robinson, who had been on the Oregon staff when Turner was a QB from 1971-74. His first taste of coaching came as a graduate assistant in 1975 at Oregon before joining Robinson at USC. Turner coached WRs, DBs, QBs and was offensive coordinator for the Trojans during his tenure as the team won the 1978 national championship and won 4 Rose Bowls. In 1980, Turner coached the DBs at USC, a group that included Ronnie Lott, Dennis Smith and Joey Browner, who later starred for the Vikings, along with future NFL head coach Jeff Fisher.

Turner joined Robinson's LA Rams staff (1985-90) and was part of a successful program, winning the NFC West in 1985, earning 4 trips to the playoffs in 6 seasons with the club and working closely with pioneering Rams offensive coordinator Ernie Zampese. In 1991, Turner began a 3-season stint as offensive coordinator for Dallas, helping future Hall of Famer Troy Aikman develop into one of the NFL's greats. In Turner's 1st season, Smith led the NFL in rushing and Irvin led the NFL in receiving, the 1st time since the 1970 merger that teammates led the league in each category, a feat only achieved one time since (Indianapolis, 1999). Smith led the NFL in rushing each season and in 1993 earned NFL MVP honors, the only Dallas player to win the award. The Cowboys won consecutive Super Bowls following the 1992 and 1993 seasons.

The foundation Turner laid in Dallas helped him earn the head coaching job in Washington from 1994-2000, posting 4 winning seasons, claiming the NFC East in 1999 and advancing to the NFC Divisional Playoffs. Turner went on to serve as head coach in Oakland (2004-05) and most recently San Diego (2007-12) where he won 3 straight AFC West titles (2007-09) and fin-

ished 2nd in the Division the other 3 seasons, advancing to face New England in the 2007 AFC Championship game and posting a 56-40 record in regular season action. Turner was honored as USA Today NFL Coach of the Year in 2009.

Turner was raised in the Bay Area suburb of Martinez, CA and attended Alhambra High. The Turners were mentored by their mother, Vicky, a single parent who battled multiple sclerosis. As a standout QB and DB, Turner earned a scholarship to Oregon where he was a 3-year letterman for the Ducks (1972-74). Turner's brother, Ron, was an NFL coach with Chicago, Indianapolis and Tampa Bay and currently is head coach at Florida International University, returning to the college ranks where he had been a head coach twice. Turner and wife, Nancy, have 3 children. The eldest, Scott, serves on the Vikings coaching staff working with the QBs after working as an assistant coach with Carolina (2011-12) and Cleveland (2013).

A GRAND ON THE GROUND AND IN THE AIR

Norv Turner's offenses have produced a 1,000-yard rusher and receiver in the same season 11 times.

1,000-YARD RUSHERS/RECEIVERS IN SAME SEASON

Rusher (Yds), Receiver (Yds)	Team, Season
Emmitt Smith (1,563), Michael Irvin (1,523)	Dallas, 1991
Emmitt Smith (1,713), Michael Irvin (1,396)	Dallas, 1992
Emmitt Smith (1,486), Michael Irvin (1,330)	Dallas, 1993
Terry Allen (1,309), Henry Ellard (1,005)	Washington, 1995
Terry Allen (1,353), Henry Ellard (1,014)	Washington, 1996
Stephen Davis (1,405), Michael Westbrook (1,191)	Washington, 1999
Stephen Davis (1,405), Albert Connell (1,132)	Washington, 1999
LaDainian Tomlinson (1,236), Curtis Conway (1,125)	San Diego, 2001
LaMont Jordan (1,025), Randy Moss (1,005)	Oakland, 2005
LaDainian Tomlinson (1,110), Vincent Jackson (1,098)	San Diego, 2008
Ryan Mathews (1,091), Vincent Jackson (1,106)	San Diego, 2011

TURNER'S BACKGROUND

Player	Year(s)	Team
1971-74	Oregon	QB
1975	Oregon	Graduate Assistant
1976-79	Southern California	WRs
1980	Southern California	DBs
1981-83	Southern California	QBs
1984	Southern California	Offensive Coordinator
1985-86	Los Angeles Rams	WRs
1987-90	Los Angeles Rams	WRs & TEs
1991-93	Dallas Cowboys	Offensive Coordinator
1994-00	Washington Redskins	Head Coach
2001	San Diego Chargers	Offensive Coordinator
2002-03	Miami Dolphins	Offensive Coordinator
2004-05	Oakland Raiders	Head Coach
2006	San Francisco 49ers	Offensive Coordinator
2007-12	San Diego Chargers	Head Coach
2013	Cleveland Browns	Offensive Coordinator
2014	Minnesota Vikings	Offensive Coordinator



ROBB AKEY

**ASSISTANT DEFENSIVE LINE
COACHING EXPERIENCE: 25TH SEASON
NFL EXPERIENCE: 1ST SEASON
VIKINGS EXPERIENCE: 1ST SEASON**

Robb Akey, who joins the Vikings as the club's Assistant Defensive Line Coach, enters his 1st season in the NFL in 2014 after serving at the collegiate level for 24 years.

Most recently, Akey was the Head Coach at the University of Idaho from 2007-12 where he led the Vandals to their 2nd bowl game in school history in 2009. During the 2009 season, Akey led the 2nd biggest turnaround in college football that year improving to 8-5 from 2-10 the season before. Akey's 6-year stay at Idaho is tied for the 3rd-longest tenure in Idaho history.

Prior to his stint at Idaho, Akey spent the previous 8 seasons at Washington State where he mentored the defensive line from 1999-2002 and was the Defensive Coordinator from 2003-06. While coaching the Cougars, Akey led DL Rien Long to 1st-Team All-America honors as well as the Outland Trophy, given annually to the nation's top interior lineman, in 2002. Akey helped the Washington State defense set a school record for sacks with 55 in 2002.

As the Cougars Defensive Coordinator, Akey led one of the best defenses in school history. In 2003, Washington State led the nation in takeaways with 48 in addition to finishing 5th in pass efficiency defense and 6th in rush defense. While at Washington State, Akey helped the Cougars finish with 3 consecutive 10-win seasons and top-10 finishes from 2001-03, including winning the 2002 PAC-10 Championship resulting in a trip to the 2003 Rose Bowl.

Akey spent 4 seasons (1995-98) at Northern Arizona, starting as Special Teams Coordinator and Linebacker Coach and then promoted to Defensive Coordinator in 1996.

In 1988, Akey received his 1st coaching job, under Vikings Head Coach Mike Zimmer, who was the Defensive Coordinator at his alma mater, Weber State. He started as the Assistant DL Coach for 1 season before being promoted to DL Coach. Akey coached at Weber State from 1988-94 spending time as the DL

Coach, Special Teams Coordinator and Recruiting Coordinator.

As a player, Akey was coached by Zimmer, who served as Weber State's Defensive Coordinator throughout his entire playing career. He played TE, OLB and DE during his 4-year career. Akey finished his career as the Wildcat leader in sacks and was named All-Big Sky 1st-team as a senior in 1987 as well as receiving honorable mention All-American honors.

A native of Colorado Springs and 1984 graduate of Wasson High, Akey and wife, Molly, have two sons, Jack and Daniel. In July 2009, Akey traveled overseas to show support for military installations in the Middle East with 4 other NCAA head football coaches. The Akey family resides in Prior Lake.

AKEY'S BACKGROUND

Player

1984-87.....Weber State // TE/LB/DE

Coach

1988.....Weber State // Assistant Defensive Line
1989-94.....Weber State // Defensive Line/Special Teams
1995.....Northern Arizona // Special Teams/LBs
1996-98.....Northern Arizona // Defensive Coordinator
1999-2002.....Washington State // Defensive Line
2003-06.....Washington State // Defensive Coordinator
2007-12.....Idaho // Head Coach
2014.....Minnesota Vikings // Assistant Defensive Line



JEFF DAVIDSON

**OFFENSIVE LINE
COACHING EXPERIENCE: 18TH SEASON
NFL EXPERIENCE: 22ND SEASON (18 COACHING/4 PLAYING)
VIKINGS EXPERIENCE: 3RD SEASON**

Jeff Davidson's reputation for technical expertise and fitting schemes to personnel has proved effective as he has guided offensive lines that have paved the way for an NFL top-8 rushing attack each of the past 6 seasons. Since joining the Vikings in 2012, Davidson's linemen have paved the way for an NFL-best 5.2 yards per carry rushing average and rank 2nd in the NFL with 39 rushing TDs. The Vikings offensive line returns all 5 starters in 2013 for the 3rd consecutive season as a unit.

The 2013 Vikings saw Adrian Peterson earn his 6th Pro Bowl berth in his 7 NFL seasons, break the 1,000-yard mark for the 6th time and score 10+ rushing TDs for the 7th time despite missing 2 of the final 3 games of the season. In Peterson's absence, the club turned to former 3rd-stringer Matt Asiata to make his 1st career start in win over playoff-bound Philadelphia and started again against Detroit. Asiata tied a team record with 3 rushing TDs, his 1st career scores, against Phila-

delphia and notch his 1st career 100-yard day with a 115-yard effort against Detroit's #6-ranked rushing defense. The Vikings offense hit its stride against Philadelphia with a 48-point offensive output, the most offensive points by the Vikings since 1969. The line stayed largely intact from the record-setting group from 2012 and only 3 games were missed by starters due to injury in 2013. The unit paved the way for the Vikings to lead the NFL in 2013 with 23 rushing TDs.

The Vikings offensive line became a model of consistency and production in 2012, the 2nd season under the tutelage of Davidson. The unit started all 5 players as a group for all 16 regular season games and the Wild Card playoff contest, setting team and NFL records along the way with the 2nd-ranked rushing unit in the NFL. The Vikings ground game ranked #2 in the NFL and tied the Vikings record with 2,634 yards (164.6 per game).

The line paved the way for a remarkable season by RB Adrian Peterson, who earned the 2012 NFL MVP and Offensive Player of the Year honors. Peterson posted the 2nd-highest single-season rushing total in NFL history with 2,097 yards and broke the 100-yard mark 10 times. Making the productivity more amazing was the fact that only Sullivan and Loadholt returned to the positions they manned the season before. Rookie Kalil and 2nd-year player Fusco were making their debuts as starters and Johnson had been reassigned after starting at LT in 2011.

The unit didn't skip a beat though, earning the Madden Most Valuable Protector's award 3 times during the season, an award presented by the Hall of Fame coach to the top offensive line each week of the season. Sullivan earned All-Pro honors from Pro Football Weekly/Pro Football Writers Association and Kalil was a late addition to the Pro Bowl and an All-Rookie honoree. Kalil joined Todd Steussie (1994) as the only rookie OTs to start every game during the 16-game era. The line protected 2nd-year QB Christian Ponder as he made strides forward in his 1st full season as the starter, improving his passer rating by 11 points (81.2) and his completion percentage by nearly 8 points (64.2) and threw only 12 INTs in 483 attempts, an INT percentage of 2.5, both ranking in the Vikings top 10 for a season in team history.

Davidson's 1st season with the Vikings in 2011 was a challenge when he dealt with a shuffled line due to injury throughout the season but still led the unit to block for the #4 rushing offense in the NFL, a 6-spot jump from the 2010 Vikings. In his first season on the Vikings staff, Davidson inherited an offensive line that had limited time to work together due to the unusual circumstances of the 2011 offseason lockout.

Only LT Charlie Johnson and RT Phil Loadholt opened all 16 games during the 2011 season up front for the Vikings and Johnson joined the club during training camp, stepping in as the starter. The interior of the line was hampered by injuries that saw 4 different starting combinations between the center and guards. Center John Sullivan enjoyed a career year under Davidson's tutelage and was recognized with a vote in Associated Press All-Pro balloting. In 2011, Davidson's linemen paved the way to tie a Vikings record with 3 players breaking the 100-yard rushing mark during the season- Adrian Peterson, Toby Gerhart and Joe Webb. RB Peterson was stopped just short of his 5th straight 1,000-yard season when sidelined by a season-ending injury. Peterson ended the season with 970 yards in his 12 games played and notched 12 rushing TDs. Gerhart made the most of his opportunities, rushing for 531 yards on the season and had a career-best 109 yards on the ground at Washington, including 105 in the 2nd half of the game.

Davidson has a background as a versatile lineman who was a full-time starter at LT and LG for Denver in 1991 and 1992 respectively, winning the AFC West title in 1991 and advancing to the AFC Championship game. Davidson's been a part of winning programs throughout his career, claiming 5 Division titles as a coach with New England and Carolina, and helping New England take home the Lombardi Trophy in Super Bowls XXXVI, XXXVIII and XXXIX.

During his 4 seasons in Carolina the team claimed the 2008 NFC South title with a 12-4 mark and established the Panthers ground game as one of the NFL's best. The Panthers were led on the ground by DeAngelo Williams and Jonathan Stewart, who powered their way into the record books in 2009 by both breaking the 1,000-yard mark, Stewart going for 1,133 and Williams

posting 1,117. In 2008, Williams ran for a franchise-record 1,515 yards and 18 rushing TDs. Stewart set a franchise record with 206 yards rushing against the NY Giants in 2009 and Williams posted 186 yards against Tampa Bay in 2008 for the 2nd-best mark in team history. The Panthers struggled for consistency at QB in 2009 and 2010, starting 4 different QBs over the 2-year span.

Davidson had a pair of offensive linemen earn Pro Bowl honors- Ryan Kalil at C in 2009 and Jordan Gross at T in 2008. Williams earned Pro Bowl trips in 2008 and 2009 and was joined by WR Steve Smith in 2008.

Prior to taking on the role of offensive coordinator, Davidson honed his skills as a position coach with Cleveland and New England. He coached the Browns offensive line in 2005-06 and oversaw a unit that paved the way for Reuben Droughns to rush for 1,232 yards, breaking a 20-year streak without a Browns 1,000-yard rusher. The shuffled offensive line also protected rookie QB Charlie Frye as he took over under center for veteran Trent Dilfer. During the 2006 season, Davidson was named the Browns offensive coordinator early in the season and his game plans helped TE Kellen Winslow and WR Braylon Edwards reel in 89 and 61 receptions respectively.

Davidson gained the most experience of his coaching career during 8 seasons with New England from 1997-2004, working under head coach Pete Carroll for the opening 3 seasons before Bill Belichick took over the team in 2000. Tutoring the Patriots TEs in 1997 he saw Ben Coates lead the team with 66 catches and earn a Pro Bowl berth. In 2001, in Belichick's 2nd year at the helm, the club won Super Bowl XXXVI over St. Louis, starting a remarkable streak of 3 Super Bowl wins in 4 seasons, claiming Super Bowl XXXVIII against Carolina after the 2003 season and Super Bowl XXXIX over Philadelphia after the 2004 campaign.

Following a 4-season NFL playing career that was cut short by injury, Davidson broke into coaching with New Orleans as a volunteer assistant and offensive assistant with the Saints in 1995-96. Davidson played his final NFL season for New Orleans in 1994 after beginning his career as a 5th-round draft pick by Denver in 1990. In 1991 and 1992 he was a 16-game starter for the Broncos at LT and LG respectively, helping the team advance to the AFC title game in 1991 while protecting Hall of Famer John Elway's blind side.

Davidson was an All-Big Ten honoree as a senior at Ohio State when he served as a team captain. Davidson was a teammate with Chris Spielman, brother of Vikings General Manager Rick Spielman. A member of a strong football family, Davidson's father was an All-American and team captain at OSU and his brother was a LB for the Buckeyes. Jeff and wife, Judi, have sons, Nick and A.J. Nick was a Minnesota All-State honoree as a senior in 2011 at Eden Prairie High School and is an offensive lineman at Stanford currently while A.J. is a senior at EPHS.

RUSHING TO JUDGEMENT

Jeff Davidson's attention to the running game has produced some impressive performances by the RBs who have flourished behind his offensive lines.

Top Rushing Performances Behind Davidson's Lines

Player, Team, Season	Yards
Adrian Peterson, Minnesota, 2012	2,097
DeAngelo Williams, Carolina, 2008	1,515
Adrian Peterson, Minnesota, 2013	1,266
Reuben Droughns, Cleveland, 2005	1,232
Jonathan Stewart, Carolina, 2009	1,133
DeAngelo Williams, Carolina, 2009	1,117


DAVIDSON'S BACKGROUND

Player

- 1986-89..... Ohio State // OL
- 1990-92..... Denver Broncos // OL
- 1994..... New Orleans Saints // OL

Coach

- 1995-96..... New Orleans Saints // OL
- 1997-2004..... New England Patriots // OL
- 2005-06..... Cleveland Browns // OL
- 2007-10..... Carolina Panthers // Offensive Coordinator
- 2011-..... Minnesota Vikings // OL



RYAN FICKEN

ASSISTANT SPECIAL TEAMS

COACHING EXPERIENCE: 11TH SEASON

NFL EXPERIENCE: 8TH SEASON

VIKINGS EXPERIENCE: 8TH SEASON

Ryan Ficken enters his 8th season with the Vikings in 2014 and will return to his role as the club's special teams assistant, working with Special Teams Coordinator Mike Priefer for the 2nd consecutive season. Previously, Ficken worked with the Vikings WRs, assisting WR coach George Stewart from 2009-12.

Ficken's 1st season working with the Vikings special teams was a record-setting performance. The Vikings showcased the #1 KO return man in the NFL, Cordarrelle Patterson, and the #2 punt return man in Marcus Sherels. Patterson was named 1st-Team All-Pro and selected to the Pro Bowl after his record-breaking season. Patterson was also named NFC Special Teams Player of the Month for September and NFC Special Teams Player of the Week for Week 8 vs. Green Bay. The rookie broke the Vikings single-season kick return record with 1,393 kick return yards, on 43 returns, and a 32.4 return average with 2 KR TDs, leading the NFL in all categories. The 32.4 KR average is 4th highest in the NFL since the 1970 merger and highest since 1985. Patterson tied the team record with 2 KR TDs (105t, 109t), also leading the NFL. Patterson's 109-yard KR TD (10/27/13 vs. GB) was the longest kick return in NFL history. With two returns of 105+ yards, Patterson is tied for the most plays over 105 yards in NFL history with Ed Reed and Jacoby Jones.

The Vikings average starting position was the 27.2 yard line in 2013. That is the best starting position in the NFL since the NFL moved kickoffs to the 35-yard line in 2010. Sherels set the team-record with a 15.2 PR average, good for 2nd in the NFL. Sherels returned 22 punts for 335 yards with a long return of 86 yards for a TD at the NY Giants (10/21/13), the 2nd PR TD of his career, tying a franchise record. Sherels recorded 119 punt return yards against the Giants, a Vikings record for a single game. Sherels posted 2 returns (86t, 50) over 50 yards in 2013, most in a single season by a Vikings punt returner. With 4 50+ yard punt returns in his career Sherels is tied for the franchise high.

Rookie punter Jeff Locke turned it on late and set the team rookie record with a gross average of 44.2 yards per punt. His 39.2 net average ranked 3rd in team history. Blair Walsh set the franchise record with his 12th career 50+ yard FG (9/29/13 vs. Pitt.), passing Ryan Longwell in only his 2nd NFL season. His 12 consecutive 50+ yard FGs was also an NFL record. By connecting on 4 50+ yard FGs in 4 consecutive games (12/16/12-9/8/13), Walsh set an NFL record for most consecutive games with a FG over 50 yards. Walsh was named NFC Special Teams Player of the Week for Week 12 at Green Bay after going 4-4 on FGs and recording 5 touchbacks.

The 2012 Vikings battled injuries to the receiving corps throughout the season but helped 2nd-year QB Christian Ponder's development as a passer as the team went 10-6 to earn a Wild Card playoff berth. Leading receiver Percy Harvin missed the final 7 games of the season with injury but hauled in 62 receptions in the opening 9 games for a 6.9 reception per game average. Veteran Michael Jenkins ranked 3rd on the club with 40 catches and rookie Jarius Wright emerged as a threat after Harvin was sidelined. Wright snared the Vikings season-long catch with a 65-yarder vs. Green Bay (12/30) in the regular season finale and reeled in a 54-yarder on his 1st NFL catch vs. Detroit (11/11). His 54-yarder ranks behind only Adrian Peterson (60t) in Vikings history for the longest 1st catch of a players' career.

In 2011, Percy Harvin set career highs in receptions with 87, receiving yards with 967, and tied a career high with 6 receiving touchdowns. His 87 receptions ranked 6th in the NFL.

Second-year receiver Percy Harvin improved on his rookie season in 2010. At just 21 years old, he became the youngest player in franchise history to lead the team in receiving with 871

yards on 71 catches and 5 TDs.

In 2009, WRs Sidney Rice and Harvin had breakout seasons for the Vikings. Both players were honored as Pro Bowlers and Harvin became the 2nd Viking in 3 seasons to be named NFL Offensive Rookie of the Year. Rice developed as a playmaker and became only the 3rd Vikings' WR to post a 1,300-yard receiving season. Harvin tied for the NFL lead among rookies in receptions and yards and ranked 2nd in team history with 60 catches as a rookie.

In 2007 and 2008, Ficken assisted coaching the Vikings RBs and the unit was able to showcase their skills and combine the talents of Adrian Peterson and Chester Taylor. In 2008, Peterson led the NFL with 1,760 yards rushing and Taylor led all NFL RBs with 25 catches on 3rd down. Peterson became the 1st Vikings RB to lead the NFL in rushing and Taylor's 45 catches were a career high.

The 2007 Vikings offense ranked #1 in the NFL in rushing offense. Peterson had a legendary rookie year, including breaking the NFL's single-game rushing record after going for 296 yards against San Diego on 11/4/07 and earning NFL Offensive Rookie of the Year. Peterson finished with 1,341 yards, 12 TDs and was named the Pro Bowl MVP.

Ficken served as an offensive graduate assistant with UCLA in 2006. He worked extensively with Jim Colletto and the offensive line. Ficken broke down opponents' game film, gave opponent reports to the offensive staff and coached the defensive scout team.

Prior to his work with the offense, Ficken was a graduate assistant in the football operations department where he acted as the NFL scout liaison and tracked opponents' personnel during games. He was as an assistant to the recruiting coordinator, playing a big part in the 2006 recruiting class that ranked in the top-10 nationally. From 2004-2005, Ficken was a volunteer coach at UCLA, focusing primarily on the defense and the secondary.

Ficken earned his bachelor's in business administration from ASU. He was a member of the Sun Devils football team for 2 seasons and received the Scholar-Athlete Award and was a member of Gamma Beta Phi, the National Scholastic Honor Society.

Ficken and wife, Andrea, reside in Eden Prairie with their son, Wyatt.

FICKEN'S BACKGROUND

Player

1998-99..... Arizona State University // WR

Coach


2004-05..... UCLA // Defensive Assistant

2006 UCLA // Offensive Assistant

2007-08..... Minnesota Vikings // Assistant RB

2009-12..... Minnesota Vikings // Assistant WR

2013-..... Minnesota Vikings // Assistant Special Teams



HANK FRALEY

ASSISTANT OFFENSIVE LINE

COACHING EXPERIENCE: 3RD SEASON

NFL EXPERIENCE: 12TH SEASON (1 COACHING/11 PLAYING)

VIKINGS EXPERIENCE: 1ST SEASON

Following an 11-year playing career in the NFL, Hank Fraley entered coaching and begins his 1st season coaching in the NFL with the Vikings in 2014. A collegiate coach in 2012 and 2013, Fraley will assist Jeff Davidson with the Vikings offensive line.

Fraley helped the University of San Diego notch an 8-3 mark to tie for 1st in the Pioneer League and in 2013 the San Jose State squad went 5-3 in the final 8 games to notch a 6-6 season mark, capping the season with an upset win over #16 Fresno State. He coached 2nd-Team All-Mountain West Conference C Nicholas Casper and honorable mention honoree G Ryan Jones with San Jose in 2012 and had 3 USD linemen honored with All-Pioneer honors in 2012.

Fraley played from 2000-05 with Philadelphia, 2006-09 with Cleveland and in 2010 with St. Louis. A stalwart on the Eagles line as the team went to 4 consecutive NFC title games and advanced to Super Bowl XXXIX against New England, Fraley started 123 of his 142 career regular season games. Fraley played and started in 10 career playoff games. A durable player, Fraley started 119 of the 120 regular season games he played from 2001-08. Fraley was primarily a center, but started games at C, G and T during his NFL career after joining Philadelphia as a rookie free agent out of Robert Morris in 2000.

In Fraley's first 4 seasons as a full-time starter with Philadelphia the team won 4 straight NFC East titles and advanced to the NFC title game 4 times, winning in 2004 over Atlanta to advance to Super Bowl XXXIX. The Eagles went 48-16 in regular season play from 2001-04 and posted some of the top individual performances in club history. In 2004, QB Donovan McNabb set a team record with a 104.7 passer rating, a completion percentage of 64.0 and threw for 3,875 yards, a team record at the time. McNabb's 31 TDs in 2004 ranks 2nd in team history. Fraley and the Eagles O-line protected McNabb as he went to

the Pro Bowl each season from 2001-03 and also played a key role for Philadelphia TE Chad Lewis (2001-02), WR Terrell Owens (2004), RB Michael Westbrook (2004) and TE Mike Bartrum (2005) to earn Pro Bowl berths. During his career, Fraley paved the way for a 1,000-yard rusher in 4 seasons, including back-to-back performances by Cleveland's Jamaal Lewis in 2007 and '08, Duce Staley with Philadelphia in 2002 and Steven Jackson with St. Louis in 2010. Acquired by trade in 2006 by Cleveland, Fraley played under Vikings line coach Jeff Davidson and started all 16 games in '06 despite joining the team only 8 days before the season opener. In 2007, Fraley was named a Browns offensive captain and helped the unit rank 3rd in franchise history with 402 points and 5,621 net yards.

A standout at Robert Morris in Pittsburgh, Fraley had his #75 retired by the school in 2001 and is the 1st RMU alum to play in the Super Bowl. He was enshrined in the school's Hall of Fame in 2006 and honored by the Northeast Conference in 2010. Fraley was an All-Northeastern Conference choice from 1997-99 and the squad won conference titles each season.

Fraley and wife, Danielle, have 4 sons, Trent, Mason, Travis and Beau, and reside in suburban Minneapolis.


FRALEY'S BACKGROUND

Player

1996-99..... Robert Morris // OL
2000-05..... Philadelphia Eagles // C
2006-09..... Cleveland Browns // C
2010..... St. Louis Rams // C

Coach

2012..... University of San Diego // Offensive Line
2013..... San Jose State // Offensive Line
2014..... Minnesota Vikings // Assistant Offensive Line



JONATHAN GANNON

ASSISTANT DEFENSIVE BACKS/QUALITY CONTROL

COACHING EXPERIENCE: 11TH SEASON

NFL EXPERIENCE: 7TH SEASON

VIKINGS EXPERIENCE: 1ST SEASON

Entering his 1st season with the Minnesota Vikings, Jonathan Gannon will serve as the team's Assistant Defensive Backs/Defensive Quality Control coach.

Gannon comes to the Vikings after spending the 2012 and 2013 seasons as the Titans Defensive Quality Control coach under current Vikings DBs coach Jerry Gray. Gannon also assisted coaching the LBs during his 2 seasons in Tennessee.

From 2009-11, Gannon worked in scouting for the St. Louis Rams. He started as a college scout with the Rams working for National Football Scouting in 2009 and 2010 before serving as a pro scout in 2011. As a pro scout, Gannon was responsible for scouting upcoming opponents and evaluating pro personnel.

Gannon received his first NFL experience as a Defensive Quality Control Coach under Mike Zimmer while with the Atlanta Falcons in 2007. He served as a Graduate Assistant at his alma mater, the University of Louisville, during the Orange Bowl championship season in 2006.

During his final 3 years as a student at the University of

Louisville, Gannon served as a student assistant for the football team. Gannon was a defensive back for one season at Louisville before suffering a career-ending hip injury.

Gannon is a native of Cleveland and was an all-state defensive back at St. Ignatius High School. He and his wife, Gina, reside in Minneapolis.

GANNON'S BACKGROUND

Player

2002..... Louisville // DB

Coach

2003-05..... Louisville // Volunteer Student Assistant
2006..... Louisville // Graduate Assistant
2007..... Atlanta Falcons // Defensive Asst./Quality Control
2009-11..... St. Louis Rams // Scout
2012-13..... Tennessee Titans // Defensive Asst./Quality Control
2014..... Minnesota Vikings // Assistant DBs/Quality Control

KICKOFF
EXECUTIVES
STAFF
COACHES
PLAYERS
ROOKIES
2013 SEASON
RECORDS
PLAYOFF RECORDS
HISTORY
EXTRA POINTS



JERRY GRAY

DEFENSIVE BACKS

COACHING EXPERIENCE: 20TH SEASON

NFL EXPERIENCE: 28TH SEASON (19 COACHING/9 PLAYING)

VIKINGS EXPERIENCE: 1ST SEASON

Jerry Gray enters his 1st season as the Vikings DBs Coach in 2014 with a track record of success as a player and coach with 26 years in the League. An 19-year NFL coaching veteran, Gray has served as a Defensive Coordinator twice, with the Buffalo Bills (2001-05) and Tennessee Titans (2011-13) and played for 9 seasons as a standout DB. Gray has also tutored the DBs for the Seattle Seahawks (2010), Washington Redskins (2006-09) and Titans (1999-2000). During his tenure as the Titans Defensive Coordinator, Gray led a top-10 scoring defense when his 2011 unit ranked 8th in the NFL allowing 19.8 points per game.

With a deep background of playing and coaching DBs, Gray brings experience to a young Vikings secondary. While coaching the DBs in Tennessee, Gray helped 2nd-year CB Samari Rolle and veteran S Blaine Bishop earn Pro Bowl and All-Pro honors in 2000 while the unit ranked 1st in the NFL in fewest passing yards and total yards allowed.

Following his 1st stint with Tennessee, Gray was named the Bills Defensive Coordinator. His defenses in 2003 and 2004 both ranked 2nd in the NFL for yards allowed and each were rated in the top-10 in points allowed. In 2004 his defense led the NFL in takeaways (39) and ranked 3rd in sacks (45).

Under Gray's tutelage as the secondary coach for the Redskins, S Sean Taylor grew into one the NFL's best young defenders and earned Pro Bowl honors in 2006. Taylor tragically passed during the 2007 season and was selected to the Pro Bowl and selected All-Pro in 2007 posthumously. During his lone season in Seattle, Gray helped rookie S Earl Thomas to an impressive debut starting all 16 games and grabbing 5 interceptions.

A year after retiring as a player, Gray received his 1st coaching job with Southern Methodist as the secondary coach. After a 2-year stint with SMU, Gray was hired by the Tennessee Oilers as the Defensive Quality Control Coach while the team played in Memphis in their 1st season relocated from Houston.

As a player, Gray was a 4-time Pro Bowler (1986-89) and twice earned 2nd-Team All-Pro honors from the Associated Press (1986, '89) during his 9-year NFL career as a CB. Gray, who

finished with 28 career interceptions, was named the NFL's Defensive Back of the Year by the NFLPA in 1989 and won Pro Bowl MVP honors in 1990. Gray was a 1st round selection (21st overall) by the LA Rams out of the University of Texas in 1985. Gray was the 3rd DB selected in the 1985 Draft and part of a 1st round that year that included future Hall of Famers Bruce Smith, Chris Doleman and Jerry Rice.

While at Texas, Gray was a 2-time consensus All-American and 2-time Southwest Conference Defensive Player of the Year as a S. Gray currently ranks 3rd all-time in Longhorn history with 16 career interceptions. Gray recorded 7 interceptions during the 1984 season, the 2nd most in a single season in school history. Gray was named to the Texas All-Time Team and All-Decade Team for the 1980's.

A native of Lubbock, Texas, Gray and wife Sherry have two sons, Jeremy, who played football at SMU, and Jayden. Gray started the Jerry Gray Foundation in 2002, providing scholarships in partnership with Texas Tech and actively supporting youth in Lubbock.

GRAY'S BACKGROUND

Player

- 1981-84 University of Texas // DB
- 1985-91 Los Angeles Rams // DB
- 1992 Houston Oilers // DB
- 1993 Tampa Bay Buccaneers // DB

Coach

- 1995-96 Southern Methodist // DBs
- 1997-98 Tennessee Oilers // Defensive Quality Control
- 1999-00 Tennessee Titans // DBs
- 2001-05 Buffalo Bills // Defensive Coordinator
- 2006-09 Washington Redskins // DBs
- 2010 Seattle Seahawks // DBs
- 2011-13 Tennessee Titans // Defensive Coordinator
- 2014 Minnesota Vikings // DBs

GRAY WALKS THE WALK

Vikings defensive backs coach Jerry Gray brings a wealth of experience as both a coach and a player to the Vikings secondary as he takes over coaching the unit in 2014. A former 1st-round pick of the LA Rams in 1985, Gray was a 4-time Pro Bowl selection (1986-89) and was twice named a 2nd-Team Associated Press All-Pro. In 1989 Gray was named the MVP of the Pro Bowl, a feat achieved by only 4 DBs since the game has named a single MVP beginning in 1972.

Gray ended his career with 28 INTs, which ranked tied for 7th in the NFL in the span he amassed all the picks from 1986-92. He had 6+ INTs in 3 different seasons, snaring a career-best 8 in 1986 and grabbing 6 INTs each season in 1989 and 1992, his lone season with the Houston Oilers. From 1985-91, Gray returned 3 INTs for TDs, tied for the 2nd-most in the NFL in that span.

DBs NAMED PRO BOWL MVP


- 1/17/77 Mel Blount, Pittsburgh
- 2/4/90 Jerry Gray, Los Angeles
- 2/7/99 Ty Law, New England
- 1/30/11 DeAngelo Hall, Washington

1986-92 NFL INTERCEPTIONS

- 37 Ronnie Lott
- 36 Gill Byrd
- 34 Dave Waymer
- 32 Joey Browner
- 31 David Fulcher
- 30 Mark Kelso
- 28 Jerry Gray
- 28 Deron Cherry



KICKOFF
EXECUTIVES
STAFF
COACHES
PLAYERS
ROOKIES
2013 SEASON
RECORDS
PLAYOFF RECORDS
HISTORY
EXTRA POINTS



JEFF HOWARD

DEFENSIVE ASSISTANT

COACHING EXPERIENCE: 8TH SEASON

NFL EXPERIENCE: 2ND SEASON

VIKINGS EXPERIENCE: 2ND SEASON

Entering his 2nd season with the Vikings in 2014, Jeff Howard will assist the coaching staff with preparation and have a more hands-on role on the defensive side of the ball.

Howard transitioned from his on-field playing days at Eastern New Mexico, where he earned All-American honors for his play and academics, to coaching at Odessa Permian HS in Odessa, TX. Howard was on staff from 2007-10 where he assisted the secondary and linebackers before becoming the defensive coordinator in 2009-10. Howard was on the Texas Tech staff from 2011-12 serving in the defensive quality control role in 2011 and coached the safety position in 2012.

Howard played LB for Eastern New Mexico from 2001-04 and was a 4-time Academic All-Lone Star Conference member. Howard earned 1st Team All-Lone Star Conference honors as a LB in 2003-04 while capping his career by being named a 2004 AFCA Division II All-American and graduating Cum Laude with degree in biology and chemistry. Howard had his jersey retired

by Eastern New Mexico in 2006 and entered ENMU Hall of Honor in 2011.

Howard, his wife, Laci and daughters, Tasha and Skylar, reside in Eden Prairie.

HOWARD'S BACKGROUND

Player


2001-04 Eastern New Mexico // LB

Coaching

2007-10 Odessa Permian (TX) HS // Assistant DBs/LBs

2011-12 Texas Tech // Defensive Quality Control/DBs

2013- Minnesota Vikings // Defensive Assistant



KLINT KUBIAK

ASSISTANT WIDE RECEIVERS/ QUALITY CONTROL

COACHING EXPERIENCE: 5TH SEASON

NFL EXPERIENCE: 2ND SEASON

VIKINGS EXPERIENCE: 2ND SEASON

Klint Kubiak, who joined the NFL and Vikings in 2013, returns for his 2nd season in Minnesota. Kubiak spent 2013 working with the Vikings offense and will continue by assisting Norv Turner and the offensive staff in 2014 as the Offensive Quality Control Coach along with helping veteran coach George Stewart with the wide receivers.

In 2013, the Vikings offense finished the season 13th in the NFL, the highest the Vikings have ranked since reaching the NFC Championship in 2009. Kubiak, who spent a majority of his time working with the WRs, saw a balanced group of WRs make strides over the season. Greg Jennings led the team with 68 receptions for 804 yards and 4 TDs while adding a career-high 11 receptions vs. Philadelphia (12/15/14) with a season-high 163 receiving yards. Jerome Simpson turned in a career-high 726 receiving yards with 1 TD on 48 receptions. Rookie WR Cordarrelle Patterson blossomed late in the season and became one of the most dangerous players in the NFL with the ball in his hands. Patterson caught 45 passes for 469 yards with 4 TDs while becoming a starter late in the season. Patterson ended the season with at least 1 TD in each of the final 5 games and broke a team-record with 3 rushing TDs by a WR and notched the most rushing TDs by a WR since the 1970 merger. Patterson earned 1st Team All-Pro and Pro Bowl honors as a KR. 2nd-year WR Jarvis Wright continued to impress when given opportunities and finished the season with 3 TDs and 434 receiving yards on 26 receptions.

Kubiak, the son of Baltimore Ravens Offensive Coordinator and former Houston Texans Head Coach Gary Kubiak, spent 3

seasons on staff at Texas A&M. Kubiak served in multiple capacities in his time at College Station. In 2010 and '11, Kubiak was an Offensive Assistant for an Aggie offense that ranked No. 7 and No. 20 in total offense, respectively. In 2012 he served as the Inside Receivers Coach and assisted with Special Teams before being elevated to full-time WR coach for the Cotton Bowl preparation and game which the Aggies beat Oklahoma. Texas A&M ranked No. 3 in total offense in 2012 and finished 11-2 while being ranked No. 5 in both the final AP and Coaches polls.

Kubiak played DB at Colorado State from 2005-09. Kubiak, named a team captain for the Rams in 2009, was invited to the East-West Shrine game. Kubiak also earned an invite to the Washington Redskins rookie minicamp in May of 2010. While at Texas A&M, Kubiak graduated with a masters degree in Human Resource Development in 2012.

Kubiak resides in Eden Prairie with his wife Tessa, a Minnesota native who played volleyball at Colorado State.

KUBIAK'S BACKGROUND

Player

2005-09 Colorado State // DB

Coach

2010-12 Texas A&M // Offensive Assistant // WRs

2013- Minnesota Vikings // Quality Control



ANDRE PATTERSON

DEFENSIVE LINE

COACHING EXPERIENCE: 32ND SEASON

NFL EXPERIENCE: 11TH SEASON

VIKINGS EXPERIENCE: 3RD SEASON

Andre Patterson returns to the NFL after spending the past 6 seasons in the collegiate ranks. Patterson brings 31 years of coaching experience, 10 in the NFL, to the Vikings defensive line. He reunites in Minnesota with Head Coach Mike Zimmer, who worked together in Dallas from 2000-2002 with the Cowboys defense and at Weber State in 1988.

Patterson enters his 2nd stint as the DL coach with the Vikings as he was on staff in 1998-99. Patterson has coached at each level, working as a high school head coach, years as a college head coach and assistant and 10 seasons as an NFL coach.

Patterson served as the Assistant Head Coach/Defensive Line Coach in 2013 with Florida International University, his only season with FIU, working under Head Coach Ron Turner, the brother of Vikings offensive coordinator Norv Turner.

From 2010-2012, Patterson served as the Defensive Line coach at UTEP. Patterson's most successful season at UTEP came in 2011 when the Miners recorded 10 more sacks than the previous year in 1 fewer game. Their TFL's also jumped up by double digits during the 2011 season. In 2010, the UTEP defense yielded fewer than 300 yards in 4 games for only the 3rd time since 1977. For the first time in 20 years the Miners held 8 opponents under 24 points.

Patterson was the Assistant Head Coach/Defensive Line Coach from 2008-2009 at UNLV. Patterson's highlight win with the Rebels came in 2008 topping the 15th-ranked Arizona State Sun Devils 23-20.

From 1997-2006, Patterson worked in the NFL mainly as a Defensive Line Coach. He joined Mike Shanahan's Broncos staff for the 2005 and 2006 seasons. Patterson was a part of the 13-3 Broncos team in 2005 that reached the AFC Championship game. The defense created 36 turnovers, 5th-most in the League and their +20 turnover differential was 2nd best in the NFL. In 2005, the Broncos run defense allowed 85.2 yards per game, 2nd-best in the NFL. The 16.1 points allowed per game was tied for 3rd. In 2006, the Broncos allowed 19.1 points per game which qualified for 8th overall.

In 2003 and 2004, Patterson was the Cleveland Browns Defensive Line Coach under Head Coach Butch Davis. The Browns defense finished 12th overall in points allowed in 2003.

From 2000-2002, Patterson was the Cowboys DTs coach. From the 2000-01, Dallas' run defense improved from 32nd in the NFL to 13th. The defense would allow 57.9 fewer rushing yards per game in 2001. The Mike Zimmer-led defense finished the 2001 season ranked 4th in yards allowed with 287.4. In 2002, Patterson's unit added La'Roi Glover and he would help send him to his 3rd consecutive Pro Bowl.

Patterson's first stint in Minnesota was for the 1998-99 seasons. Patterson coached the DL during the Vikings 15-1 season in 1998 when they lost to Atlanta in the NFC Championship. The offense garnered all of the headlines, but the defense finished the season ranked 6th overall in points allowed and 11th against the run. DT John Randle earned Pro Bowl honors in 1998 under Patterson. The Vikings made the playoffs again in 1999 but fell to the St. Louis Rams, the eventual Super Bowl Champions, in the NFC Divisional Round.

Starting his NFL career in 1997, Patterson joined Pete Carroll and the New England Patriots as a Defensive Assistant. The Patriots won the AFC East in his only season with the club. The defense allowed 289 points during the season, tied for 8th best in the NFL. The Patriots allowed the 5th-fewest rushing yards per game with 101.0 as their average.

His first and only collegiate stint as a head coach came at Cal Poly-San Luis Obispo from 1994-96. Patterson led his team

to a League title in 1994 and was named American West Conference Coach of the Year. 1994 was Cal Poly's 1st season jumping to Division 1-AA. Patterson was 17-16 in his 3-year tenure at Cal Poly.

From 1992-93, Patterson was the defensive line coach for Washington State under Head Coach Mike Price. The Cougars went 9-3 during the 1992 season and won the Copper Bowl 31-28 versus Utah. They finished ranked #15 in the country.

Patterson made a 2-year stop in the Ivy League when serving as the Defensive Line Coach at Cornell from 1990-91. The 1990 Cornell team won the Ivy League Championship.

Patterson served as the Defensive Coordinator at Western Washington in 1989. The year before, he coached the defensive line at Weber State for the 1988 season serving under then-Defensive Coordinator Mike Zimmer. Patterson was the Head Coach at St. Monica High School in California in 1987. From 1983-86 he was the Defensive Coordinator at Renton High School in Washington. Patterson began his coaching career as a graduate assistant at his alma mater, Montana, in 1982.

A native of Camden, AR, Patterson and his wife, Donna, reside in suburban Minneapolis with their daughter, Ashmera and son, Andre Jr. Patterson earned his bachelor's degree in Secondary Education from Montana in 1983. He played collegiately as an offensive lineman at Contra Costa College and Montana before suffering a career-ending knee injury.


PATTERSON'S BACKGROUND

Player

1980 Contra Costa College // OL
1981 Montana // OL

Coach

1982 Montana // Graduate Assistant
1983-86 Renton (WA) High // Defensive Coordinator
1987 St. Monica High // Head Coach
1988 Weber State // Defensive Line
1989 Western Washington // Defensive Coordinator
1990-91 Cornell // Defensive Line
1992-93 Washington State // Defensive Line
1994-96 Cal Poly-SLO // Head Coach
1997 New England // Defensive Assistant
1998-99 Minnesota Vikings // Defensive Line
2000-02 Dallas Cowboys // Defensive Line
2003-04 Cleveland Browns // Defensive Line
2005-06 Denver Broncos // Defensive Line
2008-09 Nevada-Las Vegas // Assistant Head Coach/DL
2010-12 Texas-El Paso // Defensive Line
2013 Florida International // Asst. Head Coach/DL
2014 Minnesota Vikings // Defensive Line



DREW PETZING

COACHING ASSISTANT
COACHING EXPERIENCE: 8TH SEASON
NFL EXPERIENCE: 2ND SEASON
VIKINGS EXPERIENCE: 1ST SEASON

Drew Petzing enters his 1st season with the Minnesota Vikings as the Coaching Assistant working with Mike Zimmer and the rest of the Vikings coaching staff. Petzing brings a diverse background from collegiate and pro football to the Vikings staff.

Petzing spent the 2013 season with the Cleveland Browns working as a Football Operations Intern focusing primarily on the offensive side of the ball. He served on the Browns staff that included Vikings Offensive Coordinator Norv Turner and QBs coach Scott Turner.

Prior to working for the Browns, Petzing served as the OLBs coach at Yale for the 2012 season.

He spent the 2010 season at Boston College as the Recruiting Graduate Assistant before moving on the field as the Defensive Graduate Assistant in 2011.


After graduating from Middlebury College in 2009, Petzing spent a year with Harvard as a volunteer assistant.

Petzing spent his first 2 years at Middlebury as a Defensive Back on the football team but suffered injuries which ended his

playing career. During his time at Middlebury he was teammates with future Super Bowl-winning K Steven Hauschka, who began his NFL career as a rookie free agent with the Vikings. He spent the final 2 years as a Volunteer Student Assistant before graduating from Middlebury in 2009 majoring in economics with minors in math and philosophy.

PETZING'S BACKGROUND

Player	
2005-06.....	Middlebury // DB
Coach	
2007-08.....	Middlebury // Volunteer Student Assistant
2009.....	Harvard // Volunteer Assistant
2010-11.....	Boston College // Graduate Assistant
2012.....	Yale // Outside LBs
2013.....	Cleveland Browns // Football Operations
2014.....	Minnesota Vikings // Coaching Assistant



KEVIN STEFANSKI

TIGHT ENDS
COACHING EXPERIENCE: 10TH SEASON
NFL EXPERIENCE: 9TH SEASON
VIKINGS EXPERIENCE: 9TH SEASON

Kevin Stefanski enters a new role with the Vikings in 2014 as TE's coach after spending the previous 5 seasons as the Assistant QBs coach. Stefanski will undertake the responsibilities of coaching 2012 Pro Bowl MVP Kyle Rudolph along with veterans Rhett Ellison, Allen Reisner and Chase Ford.

Injuries led to Stefanski working with three different QBs who started at least one game during the 2013 season with both Matt Cassel and Christian Ponder seeing action in 9 games. Cassel, in his first season with the Vikings, led the team with 1,807 yards, 11 TDs and an 81.6 passer rating. Behind a season-best 123.4 passer rating, Cassel led the Vikings to their first victory of the season in his first start with the club vs. Pittsburgh (9/29/13) in London, England.

The Vikings 2012 season exceeded outside expectations by going 10-6 and earning a berth in the playoffs as a Wild Card. The team continued to develop throughout the season and QB Christian Ponder grew as a signal caller as the season went on. Ponder's improved play in the final month of the season was a key element of the Vikings going 4-0 down the stretch to earn a playoff spot. Ponder's career-best game came vs. Green Bay (12/30) in the regular season finale in a must-win situation to make the postseason. He set a career-best with a 120.2 passer rating and tied his career-high with 3 TD tosses. Ponder did not throw an INT in the final 3 games and had 8 games during the season without throwing a pick. He notched a completion percentage of 70.0%+ in 5 games and had 4 games with a passer rating of 100+. Ponder became the 7th Vikings QB to win 10 games as the starter.

The 2010 campaign was challenging to the Vikings as injuries derailed any consistency the team could build. The team started 3 different QBs, including rookie Joe Webb for the final 2 games

of the regular season on the road. The team started Brett Favre for the opening 12 games of his 20th NFL season before injuries severely limited him to 1 more start in the final 4 games. Veteran backup Tarvaris Jackson started 1 game against the NY Giants but suffered a season-ending injury in that contest. Webb relieved Favre in the 1st half of the Monday Night Football game vs. Chicago (12/20) and started the final 2 outings, engineering an upset win at NFC East champion Philadelphia. Webb became only the 2nd Vikings QB to win his 1st start as a rookie and ran for TDs in consecutive weeks.

In 2009, Stefanski had a hands-on role in one of the most successful offensive seasons in Vikings history. The team improved dramatically in the passing game and developed new playmakers in prominent roles. Stefanski and the offensive staff helped veteran free agent Favre mesh with the offense despite reporting to the team in mid-August.

Stefanski spent 2006-08 working directly with then Head Coach Brad Childress on administrative duties and special projects. Stefanski became acquainted with Childress during Philadelphia Eagles training camp in 2005 while working with the team's operations department.

Stefanski spent the 2005 season at his alma mater, the University of Pennsylvania, as Assistant Director of Football Operations. He coordinated all aspects of the Quakers' day-to-day operations of the football team.

Before stepping off the field and into the administration of the team, Stefanski was a standout DB at Penn. A team captain as a senior in 2004, Stefanski was part of one of the most successful stretches in the history of the Quaker football program. The team won Ivy League titles in 2000, 2002 and 2003 and the squad went undefeated in league play during 2002 and 2003.

Twice honored as an Honorable Mention All-Ivy choice in 2002 and 2004, Stefanski ranked 3rd on the team in tackles as a senior. He was named Penn's Defensive Rookie of the Year as a freshman in 2000 when he had a career-high 4 interceptions. During Stefanski's tenure, the squad posted a 42-7 overall record and a 32-3 mark in Ivy play. As a senior, the team went 10-0 to become the 1st undefeated Penn team in a decade.

Stefanski holds a bachelor's degree in communications from Pennsylvania and attended St. Joseph's Prep in Philadelphia. The Stefanski family has made a name in athletics as Kevin's father, Ed, was a standout in basketball at Penn and has held executive positions with the NBA's New Jersey Nets, Philadelphia 76ers and Toronto Raptors.

Stefanski and wife, Michelle, reside in Edina with their sons, Will and Gabe.

STEFANSKI'S BACKGROUND

Player

2000-04 Pennsylvania // DB

Coaching/Administration

2005 Pennsylvania // Football Operations

2006-08 Minnesota Vikings // Assistant to the Head Coach

2009-13 Minnesota Vikings // Assistant QBs

2014 Minnesota Vikings // TE's



GEORGE STEWART

WIDE RECEIVERS

COACHING EXPERIENCE: 32ND SEASON

NFL EXPERIENCE: 27TH SEASON (26 COACHING/1 PLAYING)

VIKINGS EXPERIENCE: 8TH SEASON

George Stewart enters his 8th season on the Vikings staff in 2014 and his 26th season of NFL coaching. The Vikings' WR corps benefits from Stewart's decades of experience and ability to put players in the best situations to succeed.

In 2013, Stewart once again helped a rookie WR burst into the NFL. Cordarrelle Patterson earned 1st-Team All-Pro and Pro Bowl honors as the NFL's best KR but his offensive skills shined late in the season. Patterson finished with 3 receiving TDs in the final 4 games and was tied for 1st on the team with 4 receiving TDs on the season. The 3 rushing TDs by Patterson broke a team-record for most rushing TDs in a season by a WR and marked the most by an NFL WR since the 1970 merger. The 50-yard TD run versus Detroit (12/29/13) was the longest scoring rush by a WR in franchise history. Patterson's 45 receptions and 469 receiving yards were 3rd best behind veterans' Greg Jennings and Jerome Simpson. Jennings led the team with 68 receptions for 804 yards and 4 TDs while adding a career-high 11 receptions vs. Philadelphia (12/15/13) with a season-high 163 receiving yards. Jerome Simpson turned in a career-high 726 receiving yards with 1 TD on 48 receptions. 2nd-year WR Jararius Wright continued to impress when given opportunities and finished the season with 3 TDs and 434 receiving yards on 26 receptions (16.6 avg). The Vikings offense finished the season 13th in the NFL, the highest the Vikings have ranked since reaching the NFC Championship in 2009.

The 2012 squad was forced to groom new talent to contribute to the passing game after leading receiver Percy Harvin was sidelined for the final 7 games. Stewart prepared rookie Jararius Wright to step into action in Harvin's absence and catch 22 passes in the final 7 games with a pair of TDs and reel in the longest Vikings pass plays of the season - a 65-yarder vs. Green Bay (12/30) and a 54-yard grab vs. Detroit (11/11) on his 1st career reception. Savvy veteran Michael Jenkins ranked 3rd on the team with 40 catches and had a pair of TDs.

Over the years, Stewart has been a part of successful programs, highlighted by 8 playoff appearances and 3 NFC Championship games with San Francisco in 1997, Atlanta in 2004 and Minnesota in 2009. Recently, Stewart helped win 4 Division titles in the past 12 seasons - consecutive NFC North titles with Minnesota in 2008 and 2009, winning the NFC South with Atlanta in 2004 and an NFC West title in 2002 with San Francisco.

During his Vikings tenure, Stewart has coached Harvin to 2009 Rookie of the Year honors and Sidney Rice to a Pro Bowl berth in 2009. The 2011 season saw Harvin's production increase even more, as he set career-highs in receptions with 87 and receiving yards with 967. He also tied his career-high for receiving TDs with 6. His 87 receptions ranked 6th in the NFL. Harvin also set team-records for most rushing yards in a season by a WR with 345 and most career rushing yards by a WR with 587.

The 2009 Vikings became only the 2nd team in NFL history to have 6 players catch 40+ passes in a season. Rice enjoyed a breakout season and Harvin established himself as multi-talented offensive threat. Rice's 1,312 yards ranked 2nd in the NFC in 2009 and he became only the 4th Vikings WR in team history to eclipse the 1,300-yard mark. Rice's 201 yards vs. Detroit ranks as the 4th-best single-game mark in Vikings history.

Stewart was able to get Harvin acclimated to the pro game and spurred him to NFL Offensive Rookie of the Year and Diet Pepsi Rookie of the Year. Harvin tied for the NFL rookie lead in receptions and yards. Harvin excelled on offense and special teams, earning a Pro Bowl berth as a return man and setting a new Vikings record with 2,081 total net yards. His 60 catches ranked 2nd only to Randy Moss' 1998 debut season when he had 69 receptions in Vikings history for rookie catches.

In 2008, the Vikings WRs contributed to much of the success of an improved passing attack. The Vikings led the NFL with 13 TDs through the air of 20+ yards. Berrian had a career year, setting highs in yards with 964 and TDs with 7.

Throughout Stewart's coaching career, he has been fortunate to learn from some of the game's all-time greats, beginning both his playing and early coaching careers under college legend Lou Holtz. Stewart went on to work in the NFL side-by-side with Chuck Noll, Sam Wyche, George Seifert and Dan Reeves, all men who led teams to the Super Bowl.

During Stewart's tenure in Atlanta, the team won the NFC South title in 2004 and advanced to the NFC Championship game against Philadelphia.

Prior to joining Atlanta, Stewart was an integral part of the San Francisco 49ers' success from 1996-2002, as the team advanced to the playoffs 5 times in those 7 seasons. In 1997, the 49ers won the NFC West with a 13-3 mark and eventually lost to Green Bay in the NFC Championship game. Stewart tutored Terrell Owens, J.J. Stokes and Tai Streets, with Owens making Pro Bowls and All-Pro in 3 straight seasons from 2000-02. Owens had 17 games over the 100-yard receiving mark and 5 games with 150+ yards. He broke a 50-year-old NFL record when he caught 20 passes for 283 yards against the Bears in 2000 en route to his career-best day.

Stewart's 1st taste of NFL coaching came in Pittsburgh from 1989-91, where he coached special teams on Noll's staff. In his debut season in 1989, he helped Rod Woodson to a Pro Bowl as a return man. Following Pittsburgh, Stewart went on to spend 4 years coaching Tampa Bay special teams, where he helped K Mike Husted earn All-Rookie honors in 1993.

Before making the move to the NFL, Stewart spent several years in the college ranks, making his final stop as the Notre Dame LBs coach from 1986-88. Under Holtz's tutelage, the Irish steadily improved from the coach's opening season in '86 to

become national champions in 1988, a year in which the team finished 12-0 and defeated West Virginia in the Fiesta Bowl.

Stewart and Holtz began working together in 1983, when Stewart got his start in coaching as an Arkansas graduate assistant, working with the Razorbacks' TEs. When Holtz moved from Arkansas to Minnesota as the Golden Gophers head coach in 1984, Stewart accompanied him as the offensive line coach, his 1st exposure to the state where he would return in 2007. In 2 short seasons, Holtz and his staff quickly turned the Gophers program around, finishing 7-5 in 1985 and winning the Independence Bowl over Clemson, the 1st bowl victory for the Gophers since the 1962 Rose Bowl.

Stewart was a standout guard for the Razorbacks from 1977-80 and helped the squad share the 1979 Southwest Conference title. The team played in 4 straight bowl games during Stewart's playing tenure as Arkansas returned to national prominence under Holtz. Stewart was an All-SWC honoree as a junior in 1979, served as a team captain in 1980 and earned a spot on the Arkansas Team of the Decade for the 1970s. He

signed with the Kansas City Chiefs in 1981 but spent the season on injured reserve.

Stewart has a bachelor's degree in education from Arkansas and is a native of Little Rock, AR, where he graduated from Parkview High School in 1977.

STEWART'S BACKGROUND

Player

1977-80 University of Arkansas // G

1981 Kansas City Chiefs // G

Coach

1983 Arkansas // Tight Ends

1984-85 Minnesota // Offensive Line

1986-88 Notre Dame // Linebackers

1989-91 Pittsburgh Steelers // Special Teams

1992-95 Tampa Bay Buccaneers // Special Teams

1996-02 San Francisco 49ers // Wide Receivers

2003-06 Atlanta Falcons // Wide Receivers

2007 Minnesota Vikings // Wide Receivers



SCOTT TURNER

QUARTERBACKS

COACHING EXPERIENCE: 10TH SEASON

NFL EXPERIENCE: 4TH SEASON

VIKINGS EXPERIENCE: 1ST SEASON

Scott Turner enters his 1st season with the Minnesota Vikings and his 4th in the NFL in 2014. Turner will tutor the Vikings QBs and help install a new offensive system. Along with veterans Matt Cassel and Christian Ponder, who have both led teams to playoff berths as starting QBs, the Vikings QB corps includes Teddy Bridgewater, the #32 overall pick in the 2014 Draft. Bridgewater is only the 4th QB drafted in the 1st round in Vikings history.

In his lone season as the Cleveland Browns WR coach in 2013, Turner guided 2nd-year WR Josh Gordon to the best receiving season in Browns history and one of the best in NFL history. Despite appearing in just 14 games, he became the 1st player in Browns history to lead the NFL in receiving yards with 1,646, which ranks 10th in NFL history. He finished 6th in NFL history and 1st in the league in 2013 with 117.6 receiving yards per game, the 3rd-best mark since the 1970 NFL merger. In a game against Pittsburgh (11/24/13), Gordon set a Browns single-game record with 237 receiving yards and broke his own record the following week with 261 yards against Jacksonville (12/1/13), becoming the 1st player in NFL history with back-to-back 200-yard receiving games. His 261 receiving yards against the Jaguars tied for 12th-most in NFL history.

Turner entered the NFL coaching ranks in 2011 as the Carolina Panthers Offensive Quality Control coach, a position he held for 2 seasons. With 6,237 offensive yards in 2011, the Panthers had 2,102 more yards than when they accumulated 4,135

yards in 2010, making the jump to 7th in the NFL after being 32nd the previous season. The Panthers also scored 31 more offensive TDs in 2011 than they did in 2010. In 2011, QB Cam Newton earned Offensive Rookie of the Year and his 14 rushing TDs broke an NFL record for most rushing TDs by a QB. Turner worked closely with Panthers Offensive Coordinator Rob Chudzinski preparing for upcoming opponents.

Prior to joining the Carolina Panthers, Turner spent 3 seasons at the University of Pittsburgh, 2 as an offensive assistant and his last as WRs coach. In his final season, Turner coached 1st-Team All-Big East WR Jonathan Baldwin who was a 1st-round draft pick in 2011 (#26 overall). Turner was a member of the coaching staff during Baldwin's 3 seasons at the school as he finished with the 8th-most receiving yards (2,337) and tied for the 8th-most receptions (128) in school history. Pittsburgh finished with a combined 27-12 record, including a 2-1 record in bowl games, during Turner's 3 seasons with the program.

Turner spent the 2006-07 seasons at the prep level, coaching at South County Secondary School in Lorton, VA, after 1 season as a graduate assistant at Oregon State in 2005.

He earned a degree in psychology from the UNLV in 2006 where he was a 3-year letterman as a quarterback (2002-04). Turner comes from a family with strong coaching ties as his father, Norv, is the Vikings Offensive Coordinator and uncle, Ron, is the Head Coach at Florida International University. Scott's cousin, Cam, serves as the Quarterbacks/Wide Receivers coach at Florida International and spent 2 seasons as the Minnesota Vikings Assistant to the Head Coach.

Turner and his wife, Robyn, and son, Harrison, reside in Eden Prairie.

RECEIVING ATTENTION

Scott Turner coached Browns WR Josh Gordon to a career year in 2013 as he led the NFL with 1,646 yards and set a team record by over 350 yards.

2013 NFL RECEIVING YARDAGE LEADERS

PLAYER, TEAM	YARDS
Josh Gordon, Cleveland.....	1,646
Antonio Brown, Pittsburgh.....	1,499
Calvin Johnson, Detroit.....	1,492

NFL RECEIVING YARDS PER GAME IN A SEASON SINCE 1970

PLAYER, SEASON	YPG
Wes Chandler, 1982, San Diego.....	129.0
Calvin Johnson, 2012, Detroit.....	122.8
Josh Gordon, 2013, Cleveland.....	117.6

TURNER'S BACKGROUND

Player

2002-04 Nevada-Las Vegas // QB

Coach

2005 Oregon State // Graduate Assistant

2006-07 South County (VA) Secondary // Offensive Coord.

2008-09 Pittsburgh // Offensive Assistant

2010 Pittsburgh // WRs

2011-12 Carolina Panthers // Offensive Quality Control

2013 Cleveland Browns // WRs

2014 Minnesota Vikings // QBs



KIRBY WILSON

RUNNING BACKS

COACHING EXPERIENCE: 27TH SEASON

NFL EXPERIENCE: 17TH SEASON

VIKINGS EXPERIENCE: 1ST SEASON

With 16 years of experience coaching RBs in the NFL, Kirby Wilson enters his 1st season with the Minnesota Vikings in the same capacity. During his time in the NFL, Wilson has coached 4 RBs who rank in the top-25 for all-time career rushing yards (Emmitt Smith, Curtis Martin, Edgerrin James and Thomas Jones) and his newest pupil, Adrian Peterson, enters the 2014 season ranked #27 in NFL history in career rushing yards.

In his time as an NFL assistant coach, Wilson has been a part of 3 teams that have participated in the Super Bowl, including 2 Super Bowl Champions (Tampa Bay, 2002; Pittsburgh, 2008) along with leading Pittsburgh to the AFC title in 2010. Teams that Wilson has coached have combined to win 5 Division titles and have appeared in the playoffs 7 times. He has coached 6 players that have rushed for over 1,000 yards in a season and 3 players that have earned Pro Bowl honors.

Wilson comes to Minnesota from Pittsburgh where he served as the RBs coach for the past 7 seasons (2007-13). In 2013, he was in charge of leading rookie RB Le'Veon Bell, who missed the first 3 games of the season and still broke the Steelers rookie record for most yards from scrimmage (1,259). Bell finished with 860 rushing yards and 8 rushing TDs, 3rd-most among NFL rookie RBs in 2013.

During the 2009-2010 seasons, Wilson coached Rashard Mendenhall to back-to-back seasons eclipsing the 1,000-yard mark. In 2010, Mendenhall finished 7th in the NFL with 1,273 yards.

In his 1st season with the Steelers, Wilson helped Willie Parker earn his 2nd-consecutive Pro Bowl selection. Parker led the NFL in rushing yards (1,316) through Week 16 before missing the final game of the season due to a leg injury. The Steelers finished 2007 ranked 3rd in the NFL in rushing at 135.5 yards per game.

Prior to joining the Steelers, Wilson coached the RBs for the Arizona Cardinals (2004-06) and Tampa Bay Buccaneers (2002-03). In 2004, Cardinals RB Edgerrin James finished 4th in the NFL in rushing yards with 1,548 and earned Pro Bowl honors following the 2004 and 2005 seasons. In his 1st season with the Buccaneers, Wilson led a trio of backs to collectively gain more than 1,400 yards en route to helping the Buccaneers to a Super

Bowl XXXVII victory over the Oakland Raiders. Buccaneers FB Mike Alstott earned Pro Bowl honors following the 2002 season after rushing for 548 and 5 TDs.

Wilson spent the 2001 season in the collegiate ranks serving as the WRs coach under Pete Carroll at Southern California. The Trojans finished the regular season 6-5 and lost to Utah in the Las Vegas Bowl.

In his first 2 stints in the NFL spanning 4 seasons, Wilson coached a trio of 1,000+ yard rushers (Stephen Davis, 2000; Robert Edwards, 1998; Curtis Martin, 1997). In 2000, Redskins FB Larry Centers led the team in receptions (80).

Wilson's first 9 years of coaching came at the collegiate level where he had stops at Iowa State (1995-96), Wyoming (1993-94), Southern Illinois (1991-92), Los Angeles Southwest Community College (1989-90) and Pasadena Community College (1985). Under Wilson's guidance at Iowa State, RB Troy Davis earned All-American honors after becoming the only player in NCAA history to have back-to-back seasons reaching the 2,000-yard rushing mark.

Wilson played collegiately as a RB and WR at Pasadena Community College (1979-80) and the University of Illinois (1981-82). He played 2 seasons in the Canadian Football League as a defensive back and kick returner for the Winnipeg Blue Bombers (1983) and Toronto Argonauts (1984).

In 1989, he earned his degree from Eastern Illinois before returning to the sidelines as a coach.

Born in Los Angeles, Wilson attended Dorsey High School where he was on the football and track teams. Wilson has 5 children: Kris, Michael, Tyler, Malia and Savanna.

BACKS TO THE FRONT

During Kirby Wilson's NFL coaching career he has helped 6 different RBs break the 1,000-yard plateau a total of 7 times. He has mentored 3 players to Pro Bowl berths and been to the playoffs with 3 different franchises, highlighted by the 2002 Buccaneers and 2008 Steelers Super Bowl victories.

WILSON'S 1,000-YARD RUSHERS

PLAYER, TEAM, SEASON	YARDS
Curtis Martin, New England, 1997	1,160
Robert Edwards, New England, 1998	1,115
Stephen Davis, Washington, 2000	1,318
Edgerrin James, Arizona, 2006	1,159
Willie Parker, Pittsburgh, 2007	1,316
Rashard Mendenhall, Pittsburgh, 2009	1,108
Rashard Mendenhall, Pittsburgh, 2010	1,273

WILSON'S PRO BOWLERS

PLAYER, TEAM	PRO BOWL
Stephen Davis, Washington	2000
Mike Alstott, Tampa Bay	2002
Willie Parker, Pittsburgh	2007

WILSON'S BACKGROUND

Player

1979-80	Pasadena Community College // RB/WR
1981-82	Illinois // RB/WR
1983	Winnipeg Blue Bombers // DB/KR
1984	Toronto Argonauts // DB/KR

Coach

1985	Pasadena Community College // WRs
1986-90	Los Angeles SW Community College // QBs/WRs
1991	Southern Illinois // LBs
1992	Southern Illinois // Passing Game Coordinator
1993-94	Wyoming // Secondary
1995-96	Iowa State // RBs
1997-99	New England Patriots // RBs
2000	Washington Redskins // RBs
2001	Southern Illinois // WRs
2002-03	Tampa Bay Buccaneers // RBs
2004-06	Arizona Cardinals // RBs
2007-13	Pittsburgh Steelers // RBs
2014	Minnesota Vikings // RBs



ADAM ZIMMER

LINEBACKERS

COACHING EXPERIENCE: 9TH SEASON

NFL EXPERIENCE: 9TH SEASON

VIKINGS EXPERIENCE: 1ST SEASON

In his 1st season with the Minnesota Vikings, Adam Zimmer will coach the Vikings LBs, a position he has assisted with in 4 NFL seasons. In addition to spending the 2013 season with the Bengals, Zimmer has previously worked with New Orleans (2006-09) and Kansas City (2010-12).

In his lone season with the Bengals, Zimmer helped lead one of the top secondaries in the NFL. Despite facing the 5th-most passing attempts in the NFL, the Bengals allowed the 4th fewest passing yards. The 5.9 yards per passing attempt the Bengals defense allowed was the 2nd-best in the NFL, trailing only Seattle. There were 7 different Bengals DBs who recorded an INT and the group finished with 14 total, which was more than 11 teams amassed as a team total. The Bengals tied for 5th in the NFL as a team with 20 INTs during the 2013 season.

A coach for 4 playoff teams in his 8 seasons in the NFL, including the Bengals in 2013, Zimmer was also a member of the New Orleans Saints coaching staff in 2009 when they defeated Indianapolis 31-17 in Super Bowl XLIV. All 3 teams he has been with have won a Division title, combining for 4 total.

Prior to joining the Bengals, Zimmer served as Defensive Assistant/Assistant LBs coach for the Chiefs for 3 seasons. In 2012, his final season in Kansas City, Zimmer coached Tamba Hali, Justin Houston and Derrick Johnson to spots in the Pro Bowl. It marked the 1st time in Chiefs history that 3 LBs were named to the Pro Bowl in the same season. Houston finished the season 5th amongst NFL LBs with 10.0 sacks. Hali and Johnson both earned Pro Bowl honors in 2011, the 1st time the Chiefs had sent multiple LBs to the Pro Bowl since 1972.

In Zimmer's 1st season with Kansas City, the Chiefs won the AFC West title with a 10-6 record. Hali had one of the best seasons by a LB in Chiefs history, finishing with the 2nd-most sacks by a LB in franchise history (14.5). The Chiefs run defense improved in 2010, allowing 46.2 fewer rushing yards per game than they did in 2009, moving up from 31st in the NFL in 2009

to 14th in 2010.

Zimmer spent 4 seasons with the New Orleans Saints and added duties as the Assistant LBs Coach in 2009. During their championship season in 2009, the Saints defense had the 2nd-most takeaways in the NFL (39) and LB Jonathan Vilma earned Pro Bowl honors.

The Saints won the NFC South and advanced to the NFC Championship Game against Chicago in 2006, Zimmer's 1st season in the NFL. The 2006 campaign saw the Saints improve in both offensive yards allowed and offensive points allowed. The Saints gave up 51 less points and improved from 27th to 13th in the NFL in scoring defense. The Saints defense gave up 5 less yards per game and finished 11th in the NFL in yards allowed. The Saints made one of the great one-season improvements in NFL history, going from a 3-13 season in 2005 to 10-6 and advancing to the NFC Championship Game in 2006.

Zimmer was a Safety for Trinity University in San Antonio, Texas, from 2002-05 and graduated school in 2006. Zimmer is the son of Vikings Head Coach Mike Zimmer and 2014 marks the 2nd season the father and son have worked together. Adam (1/13/84) was born in Ogden, Utah while his father served as an assistant coach at Weber State University.

ZIMMER'S BACKGROUND

Player

2002-05..... Trinity University (TX) // S

Coach

2006-08..... New Orleans Saints // Defensive Assistant
2009..... New Orleans Saints // Assistant DBs
2010-12..... Kansas City Chiefs // Defensive Asst./Asst. LBs
2013..... Cincinnati Bengals // Assistant DBs
2014-..... Minnesota Vikings // LBs

HOW THE VIKINGS GOT THEIR NAME

From the 1961 Minnesota Vikings Radio, TV and Press Guide:

When Bert Rose was selected as General Manager, one of the first steps he took was to recommend to the Board of Directors that the club be nicknamed the "Vikings."

A nickname should serve a dual purpose, he said. First, it should represent an aggressive person or animal imbued with the will to win. Secondly, if possible, it is desirable to have it connote the region that the particular team represents.

The "Vikings" scores well on both points. Certainly, the Nordic Vikings were a fearless race. Following many years of victories in the British Isles and France, under Erik the Red, they sailed in open boats across the North Atlantic seeking new peoples to conquer. Their entire history is punctuated with the aggressive desire and will to win.

While Minnesota is populated by the descendants of settlers from many nations, the area has a rich Nordic lore, perhaps due to the mythology of Paul Bunyan and his Blue Ox, perhaps due to the preponderance of the "sons" and "sens" in the phone book. The Vikings, too, were Nordics; hence the name represents in a large part the solid stock of people who call Minnesota their home.



KICKOFF
EXECUTIVES
STAFF
COACHES
PLAYERS
ROOKIES
2013 SEASON
RECORDS
PLAYOFF RECORDS
HISTORY
EXTRA POINTS



EVAN MARCUS

HEAD STRENGTH AND CONDITIONING

COACHING EXPERIENCE: 24TH SEASON

NFL EXPERIENCE: 8TH SEASON

VIKINGS EXPERIENCE: 1ST SEASON

Joining the Vikings in 2014 as Head Strength and Conditioning coach, Evan Marcus has collegiate and NFL experience leading a program. Marcus enters his 8th NFL season this fall and has been in the field for 24 seasons.

During his NFL career, Marcus has been a part of 2 Division Champions- New Orleans in 2000 and Miami in 2008. The 2000 Saints won their NFC Wild Card playoff game over St. Louis at the Superdome to give the franchise their 1st playoff win in the 34-year history of the club before advancing to the NFC Divisional Round against Minnesota. The NFC West title for the Saints was their 1st since the 1991 season and marked the 1st winning season for the club in 8 years. The 2008 Dolphins went 11-5 to win the AFC East, completing one of the great turnarounds in NFL history after going 1-15 the previous season. The 10-win improvement tied the biggest single-season jump in NFL history. The AFC East championship was the Dolphins' 1st Division title since 2000.

Marcus oversaw strength and conditioning efforts at Virginia from 2011-13 as Director of Football Training and Player Development for the Cavaliers, marking his second stint in Charlottesville, the first coming as Head Strength Coach from 2003-06. Combined with his leadership at UVA, Marcus was head strength coach for the Miami Dolphins from 2008-10 and held the same position in 2007 with the Atlanta Falcons, where he worked with then DC Mike Zimmer.

Marcus began his NFL coaching tenure from 2000-02 as an assistant with the New Orleans Saints. His start in the

field came at the college level with positions at Arizona State (1991-92), Rutgers (1993), Maryland (1994), Texas (1995-97) and Louisville (1998-99).

A 1990 graduate of Ithaca College, Marcus earned his bachelor's degree in exercise science. As a student-athlete he lettered 3 times as an OL with the Bombers and was a starter on the NCAA Division III national championship team in 1988.

A native of Union, NJ, Marcus attended Caldwell High School. He earned his master's degree at Arizona State in 1992. Marcus and wife, Lori, have a son, Jake, and daughter, Anna.

MARCUS' BACKGROUND

Player

1986-89.....Ithaca // OL

Coach

1991-92 Arizona State // Asst. Strength and Conditioning

1993Rutgers // Asst. Strength and Conditioning
1994Maryland // Asst. Strength and Conditioning
1995-97Texas // Asst. Strength and Conditioning
1998-99..... Louisville // Asst. Strength and Conditioning
2000-02..... New Orleans Saints // Asst. Strength and Cond.
2003-06 Virginia // Head Strength and Conditioning
2007.....Atlanta Falcons // Head Strength and Conditioning
2008-10Miami Dolphins // Head Strength and Conditioning
2011-13 Virginia // Dir. of FB Training and Player Development
2014-..... Minnesota Vikings // Head Strength and Conditioning



JEFF HURD

ASSISTANT STRENGTH AND CONDITIONING

COACHING EXPERIENCE: 30TH SEASON

NFL EXPERIENCE: 19TH SEASON

VIKINGS EXPERIENCE: 1ST SEASON

Jeff Hurd brings two decades of NFL experience to the Vikings in 2014 and will be working with Evan Marcus to lead the club's strength and conditioning programs.

Hurd most recently served as Head Strength and Conditioning coach for the San Diego Chargers from 2007-12, working under current Vikings Offensive Coordinator Norv Turner. His experience at the NFL level also includes 9 seasons with Kansas City (1998-2006) and starting at the ground level of the expansion Jacksonville Jaguars from 1995-97.

In Hurd's past 8 NFL seasons with San Diego and Kansas City he has helped teams go .500 or better 7 times, advance to the playoffs 4 times and win 3 division titles. He has worked with 7 playoff teams during his career and been with clubs that advanced to the AFC Championship Game 2 times- Jacksonville in 1996 and San Diego in 2007.

Hurd got his first taste of coaching at his alma mater, Fort Hays State, where he served as a graduate assistant after playing baseball at the school. He earned his bachelor's and master's degrees in physical education from Fort Hays before embarking on a career in collegiate strength and conditioning coaching before landing an internship with the Chiefs in 1992.

Hurd and his wife, Kathy, have sons Eric and Austin and a daughter, Audra.

HURD'S BACKGROUND

Player

1981-82Imperial Valley Junior College // baseball
1983-84.....Fort Hays State // baseball

Coach

1984.....Fort Hays State // Graduate Assistant
1985-86.....Delta State // Strength and Conditioning
1986-87Clemson // Asst. Strength and Conditioning
1987-92Western Michigan // Strength and Conditioning
1992-93.....Kansas City Chiefs // Strength and Conditioning intern
1994Tulsa // Strength and Conditioning
1995-97Jacksonville Jaguars // Strength and Conditioning
1998-06Kansas City Chiefs // Strength and Conditioning
2007-12San Diego Chargers // Head Strength and Cond.
2014-..... Minnesota Vikings // Asst. Strength and Conditioning



ERIC SUGARMAN

DIRECTOR OF SPORTS MEDICINE/HEAD ATHLETIC TRAINER

NFL EXPERIENCE: 18TH SEASON

VIKINGS EXPERIENCE: 9TH SEASON

Eric Sugarman enters his 18th NFL season in 2014 and his 9th with the Vikings, taking on a larger role this season as he will serve as the Director of Sports Medicine/Head Athletic Trainer. Sugarman has been part of 6 Division championship teams since 2000 and 8 playoff-bound teams.

During his tenure with the Vikings, Sugarman and his staff have been instrumental in helping several players return from severe injury by creating or enhancing rehabilitation protocols. During the 2012 offseason, Sugarman and his staff worked with RB Adrian Peterson on his remarkable comeback from a severe knee injury in late December 2011. Peterson returned to action for the 2012 season opener and went on to exceed all outside expectations by rushing for 2,097 yards, the 2nd-best season in NFL history, and earning NFL Most Valuable Player and Offensive Player of the Year honors in the NFL along with 1st-Team All-Pro and Pro Bowl recognition.

Sugarman's staff has also overseen the rehabs of LBs Chad Greenway, Heath Farwell and E.J. Henderson, who each suffered season-ending injuries in their careers but returned to earn Pro Bowl berths.

With the Vikings, Sugarman supervises the evaluation and care of all injuries sustained. He and his staff implement and maintain proactive treatment and rehabilitation programs. Sugarman also oversees the Vikings nutrition program where he works closely with the team chef and nutritionist.

The Vikings athletic training staff has broad-based experience in athletic training and have trained under some of the most respected professionals in their field. The staff prides themselves on being proactive while using the most current concepts, modalities and principles. The entire athletic training staff are Performance Enhancement and Corrective Exercise Specialists credentialed through the National Academy of Sports Medicine. The Vikings staff has been trained in the Advanced Graston technique, a patented form of instrument assisted soft tissue mobilization that works to effectively break down scar tissue and fascial restrictions. This offseason, the staff attended a course in myofascial release techniques. Sugarman has worked closely in the past with the Nike SSP team. He added a sensory station in the athletic training room bringing many of Nike SSP's vision concepts to the Vikings team daily. Sugarman also has a strong working relationship with Starkey Hearing of Eden Prairie, allowing him to bring

state-of-the-art hearing enhancement and ear protection to the team and staff.

Sugarman spent the 1997-99 seasons with the Chicago Bears and the 2000-05 campaigns with Philadelphia. Sugarman got his first taste of the NFL as a summer intern for the Bears' athletic training staff from 1993-95.

Sugarman earned his bachelor's degree in health and physical education with an emphasis in athletic training from West Chester University and went on to earn his master's degree in sports management at the University of Richmond. During his tenure at Richmond, Sugarman served as the graduate assistant athletic trainer for the Spiders football team and head athletic trainer for the Spiders' baseball squad. In 1994-95 Sugarman served as assistant athletic trainer at West Chester and worked as an instructor at the school. In 1996 Sugarman served as an athletic trainer in the Chicago Cubs organization.

Sugarman joined the Bears as an assistant trainer from 1997-99 before moving to the Eagles in a similar role in 2000. The Eagles were noted for progressive rehab programs. That athletic training staff played an integral part in helping Terrell Owens' return from ankle surgery during the regular season in time for Super Bowl XXXIX.

Sugarman is an active member of the Professional Football Athletic Trainers Society, where he has served on several committees. He is a current member of the NFL Committee on Supplements, sits on the Advisory Board of the Rehberg Konin Group and is a member of the Twin Cities Dunkers Club. Sugarman is also an American Heart Association Basic Life Support, AED and First Aid certified instructor. In 2003 he received the PFATS' "Big Heart" award for saving the life of a fellow Eagles employee by performing CPR. In 2010, Sugarman and former Vikings Head Coach Brad Childress were co-winners of the American Optometric Association's Eagle Award and in 2009 ESPN Magazine recognized him as the NFL's Most Irreplaceable Athletic Trainer. In 2011, Sugarman was inducted into the Halzleton, PA Area Sports Hall of Fame. In 2013, the Vikings staff was recognized with the Excellence in Aquatics Award by HydroWorx in honor of their progressive use of aquatic therapy.


Sugarman and his wife, Heather, reside in Chanhassen, MN, with their sons, Jacob and Benjamin.

VIKINGS WERE VISIONARY IN VISION PROTECTION

Long-time Vikings Equipment Manager Dennis Ryan has seen his fair share of changes in the NFL over his 38 years working with the team. He has also been on the cutting edge of some changes that have become commonplace in modern football. If necessity is the mother of invention, Ryan fathered his own invention to help former Vikings defensive lineman Mark Mullaney.

After suffering a poke to the eye in a 1984 game, Mullaney and Ryan came up with a solution to allow him back on the field and to play with confidence. Ryan formed a piece of plexiglass to fit into Mullaney's face mask and thus started a trend that would carry on to this day - the visor. Future Vikings would make the look standard, most famously future Hall of Famer Randall McDaniel.





TOM HUNKELE

COORDINATOR OF REHABILITATION/
ASSISTANT ATHLETIC TRAINER

Tom Hunkele enters his 9th season as an assistant on the Vikings' athletic training staff in 2014 and will enter this season in a new role as Coordinator of Rehabilitation/Assistant Athletic Trainer. Hunkele and Vikings Director of Sports Medicine/Head Athletic Trainer Eric Sugarman previously worked together for 6 seasons with the Philadelphia Eagles. Hunkele assists in the evaluation and care of all injuries sustained and helps implement proactive treatment and rehabilitation programs for the athletes.


During Hunkele's tenure with the Eagles from 2000-05 he worked with NovaCare Rehabilitation as a Staff Physical Therapist during the off-season and as an assistant with the team starting in the pre-season through the remainder of the schedule. While working with the Eagles, Hunkele was part of Rick Burkholder's highly-regarded staff and was exposed to some of the most progressive rehab programs and techniques at work in the NFL today.

Hunkele started in the athletic training field as a student at Duquesne where he assisted with the athletic training staff for football during his undergraduate days. During the 1997 season he was exposed to the NFL for the first time when he served as a season-long intern for the Pittsburgh Steelers as the team

advanced to the AFC Championship to face eventual Super Bowl champs Denver.

Following his graduation in 1998 with a bachelor's degree in athletic training from Duquesne, Hunkele remained at the school to earn his master's in physical therapy. During graduate school he served as a graduate assistant from 1998-2000 where he worked as head athletic trainer for the men's soccer, ice hockey and men's and women's tennis teams along, with supervising student assistants. Hunkele is certified as a Performance Enhancement Specialist and Corrective Exercise Specialist by the National Academy of Sports Medicine. In 2013, the Vikings staff was recognized with the Excellence in Aquatics Award by HydroWorx in honor of their progressive use of aquatic therapy.

Hunkele, a native of Reading, PA, and graduate of Holy Name High School, is a member of the National Athletic Trainers' Association along with being a licensed physical therapist in Minnesota. Hunkele is married to Rachel and the couple resides in Eden Prairie with their daughters, Zara and Zoe.



ROB ROCHE

ASSISTANT ATHLETIC TRAINER

Rob Roche brings a diverse athletic training background in pro football and collegiate athletics to the Vikings as an assistant on Eric Sugarman's staff.

Roche enters his 9th season with the Vikings in 2014 and assists with the evaluation and care of all injuries sustained and helps implement proactive treatment and rehabilitation programs for the athletes. Roche was a season-long intern with the Philadelphia Eagles in 2000 and during 2003-05 training camps where he worked with Sugarman and Vikings assistant Tom Hunkele.

Before joining the Vikings, Roche spent 2001-06 working as an assistant athletic trainer at Swarthmore College where he provided medical coverage for the NCAA Division III program. Along with athletic training responsibilities, Roche was an Approved Clinical Instructor for athletic training students.


Roche earned his bachelor's degree in health and physical education with an emphasis in athletic training from West Chester University in 1998. During his undergraduate tenure he served an internship in athletic training at the school working with the football team. Following his graduation, Roche moved to the University of Illinois to earn his master's degree in kinesiology where he served as a teaching assistant in the kinesiology department and was a graduate assistant in UI's Rehabilitation

Education Services. He earned his MS degree in 2000.

During Roche's stint at Illinois he was first exposed to the NFL when he was a training camp intern for the Chicago Bears in 1998 and 1999. His experience in pro football continued in 2000 when he was an assistant with the Frankfurt Galaxy in NFL Europe and in 2001 with the World Bowl IX champion Berlin Thunder. Continuing his education through experience, Roche volunteered for two weeks in summer 2003 with the U.S. Olympic Committee in Chula Vista, CA.

Roche is a member of the National Athletic Trainers' Association and the USOC Sports Medicine Society, has served on the Executive Board of the Pennsylvania Athletic Trainers' Society, is certified as a Performance Enhancement Specialist and Corrective Exercise Specialist by the National Academy of Sports Medicine. In 2013, the Vikings staff was recognized with the Excellence in Aquatics Award by HydroWorx in honor of their progressive use of aquatic therapy.

Roche, a native of Tamaqua, PA and graduate of Marian Catholic High, is married to Melissa. The couple resides in Chaska, MN with their sons, Patrick and Cameron.



MATT DUHAMEL

ASSISTANT ATHLETIC TRAINER

Matt Duhamel is in his 2nd season with the Vikings staff as Assistant Athletic Trainer/Physical Therapist after serving as a seasonal Assistant Athletic Trainer for the club since 2010 while working in conjunction with NovaCare Rehabilitation as a physical therapist. In 2013, Duhamel joined the Vikings staff on a full-time basis.

Duhamel will assist on Eric Sugarman's staff with injury prevention, evaluation, treatment and rehabilitation and draw on his experience and training as a licensed physical therapist.

Duhamel worked during the off-season in the Twin Cities as an Outpatient Physical Therapist with NovaCare Rehabilitation from 2010-12 while assisting the Vikings in-season and has experience in the NFL prior to joining the Vikings. He spent

the 2006 season with the New England Patriots and worked with the team during the off-seasons of 2005 and 2010 as an athletic training intern and physical therapy clinical student.

A member of the National Athletic Trainer's Association and the American Physical Therapy Association, Duhamel earned his undergraduate degree in athletic training at Northeastern University where he worked with the football and men's basketball teams. He went on to earn his doctorate of physical therapy from Boston University in 2010.

A native of Lawrence, MA, Duhamel resides in Hopkins, MN with his wife, Jamie.



JOEL BOYD, M.D.

TEAM PHYSICIAN

Joel Boyd's experience in athletics and medicine have helped take him around the world. In 2014, he returns for an 8th full season with the Vikings.

Boyd serves as a Physician at TRIA Orthopedic Center in Bloomington and joined the Vikings for the 2007 season along with working in a similar role with the NHL's Minnesota Wild.

His experience with the United States Olympic Team took Boyd to the Nagano Games in 1998 while working with the men's and women's hockey teams. In past seasons Boyd has

worked as a National Team Physician with USA Hockey in world championships in Switzerland, Sweden and Germany.

Boyd holds an undergraduate degree from Bucknell and graduated from Temple University Medical School. He completed his orthopedic training at the Cleveland Clinic Foundation and fellowship training at the University of Western Ontario, Canada.

Dr. Boyd and his wife, Cheryl, have 3 children, Kendall, Kyle and Kasey, and reside in Eden Prairie.



SHELDON BURNS, M.D.

TEAM PHYSICIAN

Sheldon Burns returns in 2014 for his 30th season as a Vikings Team Physician. A doctor at Edina Family Physicians, Burns is a Board Certified Specialist in Family Practice, Emergency and Sports Medicine.

Burns is also the Medical Director for the Minnesota Timberwolves of the National Basketball Association, Medical Director for the Minnesota Lynx of the WNBA and the Minnesota Wild of the National Hockey League. He has served as team physician for seven United States Olympic or World Championship teams, most recently for USA Basketball's gold medal winning entry at the Goodwill Games in Brisbane, Australia, in September 2001. Burns worked as a USA Olympics team physician in the Athens games and served as tourna-

ment physician for the Minnesota State High School League. In 2014 he was honored as Family Physician of the Year by the Minnesota Association of Family Physicians.

Burns is a Clinical Professor at the University of Minnesota Medical School and is active in teaching sports medicine at the Minneapolis Sports Medicine Center and The Orthopedic Center. He was a deputy medical commissioner of the International Olympic Committee and has worked in six Olympic Games.

A native of Grand Meadow, MN, and raised in Nisswa, MN, Burns received his undergraduate degree from Hamline University in St. Paul and earned his medical degree in 1974 from the University of Minnesota Medical School.



GARY FETZER, M.D.

TEAM PHYSICIAN

Gary Fetzer serves as a physician at the Tria Orthopaedic Center in Bloomington. He has been an ancillary physician with the Vikings the last six years and begins his fourth season in 2014 as a Team Physician. He has also served as team physician at Gustavus Adolphus College in St. Peter, MN for the last four years.

Fetzer holds an undergraduate degree in biomedical engineering from the University of Iowa Carver School of Medicine. He completed his orthopaedic surgery residency training at

Washington University in St. Louis and his fellowship training at the Tria Orthopaedic Center in Bloomington.

Fetzer and his wife, Renee, have two boys, Brady and Nolan. The family resides in Bloomington.



DAVID OLSON, M.D.

TEAM PHYSICIAN

David Olson is in his 12th season as a Vikings Team Physician in 2014. A doctor at Broadway Family Physicians in Minneapolis, Olson is a Board Certified Specialist in Family Medicine and Sports Medicine.

Olson also works as a Team Physician with the University of Minnesota athletics where he works primarily with the men's basketball program. He volunteers his time covering Minneapolis Community and Technical College basketball, Roseville and Patrick Henry High Schools and Minnesota State High School League events.

Olson is an Assistant Professor at the University of Minnesota's Family Medicine and Community Health

Department where he is active teaching medical students, Residents and Sports Medicine Fellows. A native of Sioux Falls, SD and raised in North St. Paul, Olson received his undergraduate degree from Gustavus Adolphus College and medical degree at Minnesota. Olson and wife Renee reside in Roseville with children, Tyler, Autumn and Kobe.

MINNESOTA VIKINGS

2014 MEDICAL STAFF

David Haase - Chiropractor

Josh Sandell - Sports Medicine Specialist

Jon Graves - Sports Medicine Specialist



RESERVE YOUR SEAT IN HISTORY



.....
VISIT NEWMINNESOTASTADIUM.COM
.....

2014 TEAM GUIDE



STAFF



GEORGE PATON

ASSISTANT GENERAL MANAGER

George Paton enters his 8th season with the Vikings in 2014, serving as the club's Assistant General Manager and working with General Manager Rick Spielman.

The duo have a long professional history together, having worked on the personnel staffs in Chicago and Miami before joining forces again in Minnesota.

The 2012 Vikings benefitted from an influx of young talent and spurred the squad to a Vikings-record 7-win improvement over the previous season, finishing 10-6 and earning a Wild Card playoff berth. The Vikings landed 3 draft picks on the All-Rookie team and a pair of rookies garnered Pro Bowl honors. Vikings FB Jerome Felton joined the team as a free agent in 2012 and went on to a career year, paving the way for Adrian Peterson to post the 2nd-best rushing mark in NFL history with 2,097 yards and earned his 1st career All-Pro and Pro Bowl recognition.

The Vikings roster development through free agency, trades and the draft built the foundation for the back-to-back NFC North Champions in 2008 and 2009. The Vikings tied a team record with 10 players earning Pro Bowl berths in 2009, 5 were acquired by the draft, 4 by free agency and 1 via trade.

The 2009 team tied the 2nd-most wins in franchise history with a 12-4 mark in the regular season and advanced to the NFC Championship game for the first time since 2000. The Vikings 22 wins over the 2008 and 2009 seasons led the NFC over that

span and ranked 2nd in the NFL.

Paton's primary focus is coordinate scouting and personnel functions within the Vikings Pro Scouting Department and lend his expertise to the College Scouting Department as they prepare for the annual NFL Draft.

Paton spent 6 seasons (2001-06) with the Miami Dolphins as Director of Pro Personnel. Paton began his NFL career in the college and pro scouting departments of the Chicago Bears, rising to the position of Assistant Director of Pro Personnel in 2000.

A 4-year letter winner as a DB at UCLA from 1988-91, Paton was a part of a pair of Bruin bowl teams. He earned a bachelor's degree in history and went on to play in professional football leagues in Italy and Austria.

Paton (pronounced Payton) and wife, Barbara, have a daughter, Bella, and son, Beau.

BUILDING THROUGH THE DRAFT

PRO BOWLERS DRAFTED BY THE VIKINGS

Player	Year/Rd.	School	Pro Bowl				
Tommy Mason	1961/1	Tulane	1962-64	#Terry Allen	1990/9	Clemson	1996
Rip Hawkins	1961/2	North Carolina	1963	Todd Scott	1991/6	Southwest Louisiana	1992
#Fran Tarkenton	1961/3	Georgia	1964-65, '67-70, '75-77	Ed McDaniel	1992/5	Clemson	1998
#Bobby Bell	1962/2	Minnesota	1971-73	#Brad Johnson	1992/9	Florida State	1999, 2002
Carl Eller	1964/1	Minnesota	1968-71, '73-74	Robert Smith	1993/1	Ohio State	1998, '00
Milt Sunde	1964/20	Minnesota	1966	Todd Steussie	1994/1	California	1997-98
Dave Osborn	1965/13	North Dakota	1970	Korey Stringer	1995/1	Ohio State	2000
Gene Washington	1967/1	Michigan State	1969-70	Randy Moss	1998/1	Marshall	1998-00, '02-03
Alan Page	1967/1	Notre Dame	1968-76	Matt Birk	1998/6	Harvard	2000-01, '03-04, '06-07
Bob Grim	1967/2	Oregon State	1971	Daunte Culpepper	1999/1	Central Florida	2000, '03-04
Bobby Bryant	1967/7	South Carolina	1975	Michael Bennett	2001/1	Wisconsin	2002
Ron Yary	1968/1	USC	1971-77	Bryant McKinnie	2002/1	Miami	2009
#Ed White	1969/2	California	1975-78, '80	Kevin Williams	2003/1	Oklahoma State	2004, '06-10
Jeff Siemon	1972/1	Stanford	1973, '75-77	E.J. Henderson	2003/2	Maryland	2010
Chuck Foreman	1973/1	Miami	1973-77	Chad Greenway	2006/1	Iowa	2011, '12
Matt Blair	1974/2	Iowa State	1977-82	Adrian Peterson	2007/1	Oklahoma	2007-10, '12-13
Sammy White	1976/2	Grambling	1976-77	Sidney Rice	2007/2	South Carolina	2009
Tommy Kramer	1977/1	Rice	1986	Percy Harvin	2009/1	Florida	2009
Scott Studwell	1977/9	Illinois	1987-88	Kyle Rudolph	2011/2	Notre Dame	2012
Joe Senser	1979/6	West Chester State	1981	Matt Kalil	2012/1	USC	2012
Wade Wilson	1981/8	East Texas State	1988	Blair Walsh	2012/6	Georgia	2012
Steve Jordan	1982/7	Brown	1986-91	Cordarrelle Patterson	2013/1	Tennessee	2013
Joey Browner	1983/1	USC	1985-90				
Carl Lee	1983/7	Marshall	1988-90	# Fran Tarkenton played in Pro Bowl with the NY Giants 1967-70; Bobby Bell never played with the Vikings and all his Pro Bowl appearances were with the Kansas City Chiefs; Ed White played in the 1978 and 1980 Pro Bowls with the San Diego Chargers; Chris Doleman played in the 1995 Pro Bowl with the Atlanta Falcons and the 1997 Pro Bowl with the San Francisco 49ers, Terry Allen played in the 1996 Pro Bowl with Washington, Brad Johnson played in the 1999 Pro Bowl with the Washington and 2002 with Tampa Bay.			
Keith Millard	1984/1	Washington State	1988-89				
#Chris Doleman	1985/1	Pittsburgh	1987-90, '92-93, '95, '97				
Henry Thomas	1987/3	Louisiana State	1991-92				
Randall McDaniel	1988/1	Arizona State	1989-99				



RYAN MONNENS

DIRECTOR OF PRO SCOUTING

Ryan Monnens begins his 13th season in the Vikings scouting department in 2014 and his 2nd season as the Director of Pro Scouting. In his new role, Monnens oversees the Vikings pro scouting efforts and is responsible for scouting NFL players, advance scouting of opponents, assisting with the pro scouting database and scouting other professional leagues.

Monnens spent 8 seasons as a pro scout after spending 3 seasons as a pro personnel assistant. He joined the Vikings as an intern in 1998 and spent the following 3 seasons in public relations with the club.

Monnens played WR at St. John's University in Collegeville, MN (1995-97) under legendary coach John Gagliardi, the all-time winningest coach in college football history. During his tenure

at St. John's, the Johnnies won the Minnesota Intercollegiate Athletic Conference title in '95 and '96, advanced to the NCAA playoffs, and posted a (25-6-1) record.

A Minnesota native, Monnens grew up in Richmond and attended Rocori High School. Monnens earned his bachelor's degree in psychology from St. John's in 1998. Monnens resides in Excelsior with his wife, Krissy, and their daughter, Olivia.



JAMAAL STEPHENSON

DIRECTOR OF COLLEGE SCOUTING

Jamaal Stephenson enters his 13th season with the Vikings in 2014 and takes over the Vikings college scouting operations beginning this season. In Stephenson's tenure, 12 Vikings rookies have earned All-Rookie accolades and 2, Adrian Peterson and Percy Harvin, have been named NFL Offensive Rookie of the Year. Since 2007, the Vikings have sent 5 rookie players to the Pro Bowl in their debut seasons- Cordarrelle Patterson (2013), Matt Kalil (2012) Blair Walsh (2012), Percy Harvin (2009) and Adrian Peterson (2007)

In 2009, Stephenson was promoted to Assistant Director of College Scouting after originally joining the club in 2002 as a college scout. Stephenson has worked closely with former college director Scott Studwell since joining the Vikings and takes over the department for the 2014 season.

Stephenson was recognized by the Fritz Pollard Alliance with the NFC Scout of the Year award for the 2012 season, presented during the 2013 Scouting Combine in Indianapolis.

Stephenson joined the Vikings in 2002 after spending 2 years with the Houston Texans. In May of 2000, he was hired as College Administrator for the Texans. During his time in Houston, he was in charge of scouting areas of Texas, Oklahoma and Louisiana.

Prior to joining the Texans, Stephenson spent one year as a scouting assistant for the Washington Redskins. His duties included evaluations and producing scouting reports. In the

spring of 1998, Stephenson coached defensive backs as a graduate assistant at UMass.

Stephenson is a native of Goldsboro, NC. He was a 2-time All-Ivy League honoree at Brown as a DB, and was also awarded the team's "Unsung Hero" Award. He earned his bachelor's in organizational behavior management in 1997, and his master's in sport management from Massachusetts in 1999. In 2003, Stephenson was selected to Brown's All-Decade Football Team for the 1990's. He was honored as part of the 125-year anniversary celebration of football at Brown University.

Stephenson and his wife, Emily, have a son, Noah, and a daughter, Gabrielle.



SCOTT STUDWELL

COLLEGE SCOUT/REGIONAL

A key part of the Vikings for 38 seasons in different capacities, Scott Studwell enters the 2014 season working with the Vikings college scouting efforts as a regional scout after serving from 2002-13 as Director of College Scouting.

Studwell is in his 5th decade with the team and is one of the most enduring figures in Vikings history. He enters his 23rd year in the team's Player Personnel department in 2014. Studwell retired from his 14-year playing career after the 1990 season (1977-1990) and spent a year as the Vikings Assistant to the President/Player Relations in 1991 before being named the Player Personnel Coordinator from 1992-2001 and named Director of College Scouting in 2002.

Studwell's place in team history was immortalized in 2009 when he was inducted into the Vikings Ring of Honor. A member of the Vikings' 25th, 40th and 50th Anniversary All-Time Teams, Studwell holds team records for tackles in a career (1,981), season (230 in '81) and game (24 vs. Detroit in '85), as well as solo tackles in a career (1,308). No other player in Vikings history has over 1,500 career tackles. According to team media guides Studwell has more tackles with one organization than any other player in NFL history. In addition, Studwell is one of only five Minnesota players to participate in over 200 games during his career. He also played in 12 playoffs contests, including NFC Championship Games following the '77 and '87 seasons. In '87 and '88 Studwell was voted to the Pro Bowl. In '89 he was named 2nd-team All-NFC by United Press International. He also was Minnesota's recipient of the Ed Block Memorial Courage Award in '87. After earning the starting MLB job in

'80, Studwell led the Vikings in tackles the next 6 seasons. He also was the team's leading tackler in '88 and '89. Studwell, who tied for the team lead in fumbles recovered three times ('82, '86, '88), finished his NFL career with 15 FRs and 11 INTs.

Drafted by Minnesota in the 9th round from Illinois in '77, Studwell finished his collegiate career as the school's second all-time tackler (342) behind Dick Butkus (374). In '76 Studwell recorded 177 tackles to surpass Illinois' season record, formerly held by Butkus. As a senior Studwell recorded 23 tackles against Purdue to tie the school's single-game record.

In '90 Studwell was named to Illinois' All-Century Team, joining Butkus and Ray Nitschke as the linebackers on that squad. Studwell earned 2nd-team All-America and 1st-team All-Big Ten honors in '76, and 2nd-team All-Conference mention in '75. Studwell also was the team's co-captain and co-MVP in '76, when he played in the Hula Bowl, East-West Shrine Game and Japan Bowl.

A native of Evansville, IN (8/27/54), John Scott Studwell starred at Evansville High School. In 2001 Studwell was elected into the Indiana Football Hall of Fame. He majored in commerce at Illinois. During his playing career, he sat on the Board of Directors of the Boys and Girls Clubs of Minneapolis. Scott and wife Jenny have two daughters, Jessie and Samantha, and a son Jack.

ROOKIES IN A RUSH

The Vikings 2012 draft class make an immediate impact on the club, helping the team go 10-6 and earn an NFC Wild Card playoff berth. The class was highlighted by 3 members earning spots on the Pro Football Weekly/Pro Football Writers of America All-Rookie team. There are 8 current Vikings who have been named to the All-Rookie team and the 3 members in 2012 that were honored matched the team-high, set in 1994.

VIKINGS PFW/PFWA ALL-ROOKIE HONOREES

SEASON	PLAYER
2013	KR Cordarrelle Patterson
2012	T Matt Kalil
2012	S Harrison Smith
2012	K Blair Walsh
2011	TE Kyle Rudolph
2009	WR/KR Percy Harvin
2009	T Phil Loadholt
2007	RB Adrian Peterson
2007	DE Brian Robison
2005	P Chris Kluwe
2003	DT Kevin Williams
2003	RB Onterio Smith
2003	P Eddie Johnson
2000	DT Chris Hovan
1998	WR Randy Moss
1995	S Orlando Thomas
1994	T Todd Steussie
1994	CB Dewayne Washington
1994	TE Andrew Jordan
1988	G Randall McDaniel
1984	RB Alfred Anderson
1976	WR Sammy White
1974	LB Matt Blair
1973	RB Chuck Foreman
1972	Jeff Siemon

KICKOFF
EXECUTIVES
STAFF
COACHES
PLAYERS
ROOKIES
2013 SEASON
RECORDS
PLAYOFF RECORDS
HISTORY
EXTRA POINTS



FRANK ACEVEDO

COLLEGE SCOUT/AREA

A veteran evaluator with a track record of success, Frank Acevedo enters his 13th season with the Vikings in 2014 and his 20th season in the NFL. Acevedo joined the Vikings after 7 seasons with the Kansas City Chiefs' personnel department and serves the Vikings as a College Scout/Area with coverage of the Midwest and Central Regions.

Acevedo spent 5 seasons as Kansas City's area scout covering the Big 12 region. Prior to being an area scout with the Chiefs he was an assistant in the club's personnel department.

Before joining the Chiefs personnel department, Acevedo

was RBs coach at Missouri Western in 1994 and '95. Acevedo was an assistant coach at San Francisco State from 1985-89.

Acevedo played DB for two seasons at San Francisco State after transferring from Palomar Junior College. He was a team captain at SFSU as a senior and also earned All-Northern California Athletic Conference honors.

Born in Escondido, CA, Acevedo attended San Pasqual High School and went on to earn his bachelor's degree in physical education from SFSU. He and his wife, Phoebe, have a daughter Estella and a son, Antonio.



REED BURCKHARDT

COLLEGE SCOUT/AREA

Reed Burckhardt covers the Northeast Region of the country as a College Scout/Area for the Vikings after spending 2 seasons as the club's Blesto Scout. Over the past few seasons, Burckhardt has gained experience within the franchise in several areas.

Burckhardt began with the Vikings as an intern in the operations department in 2009, interned with the Vikings scouting department in 2010 and grew into a full-time role with the team. His background in football included his tenure as a 3-year letterwinner as a backup QB at South Dakota State as the team

transitioned from a Division II squad to Division I FCS (Division I-AA). The Jackrabbits capped their transition by winning the 2007 Great West Football Conference title. Following his playing career at SDSU, Burckhardt worked with the football staff in a part-time role with recruiting and assisted coaching the linebackers. He graduated in 2008 with a degree in business.

A native Minnesotan, Burckhardt attended Russell-Tyler-Ruthton High School in rural Southwestern Minnesota where he was a football and basketball standout. Burckhardt is single and resides in Minneapolis.



TERRANCE GRAY

COLLEGE SCOUT/AREA

Terrance Gray returns to the Vikings in 2014 for his 9th season as a College Scout/Area. In his role Gray will scout the Southern and Southwest Regions of the country.

Gray comes to the Vikings from the Kansas City Chiefs where he served as the club's area scout of National Football Scouting (NFS) during the 2005 season and in preparation for the 2006 Draft. Prior to moving into scouting, Gray was the Chiefs Player Development Coordinator and worked in player personnel from June 2003 to June 2005. As a scout with Kansas City, Gray covered the Southwest.

Gray got his start in the NFL as an intern in 2002-03 in the League office working with Player and Employee Development and focused on the NFL's Continuing Education Program. Before his opportunity with the NFL, Gray worked as a student

assistant in the Oregon State University's athletic department in academic affairs as he finished his bachelor's degree in 2002.

Gray was a CB at Oregon State in 1999 and 2000 after transferring from Palomar (CA) Junior College where he was an All-America honoree and team captain. At Oregon State Gray was part of one of the Beavers' best seasons in school history as a senior, going 11-1 and ending the season ranked #4 in the nation after a 41-9 win over Notre Dame in the Fiesta Bowl. Gray played under former NFL head coach Dennis Erickson while at OSU.

A standout QB at Bayside High in Queens, NY, Gray was the team MVP and a 1st-Team All-Queens choice by the New York Daily News. Gray and his wife, Kimberly, reside in Kansas City.



KEVIN McCABE

COLLEGE SCOUT/AREA


Kevin McCabe enters his 13th season in 2014 with the Minnesota Vikings as a College Scout/Area, working in the Western portion of the country.

McCabe came to the Vikings after working with the St. Louis Rams as an area scout for 7 years (1995-2001) and volunteering with the Rams personnel department in 1994. During his tenure with the Rams, the team became known as one of the most potent offensive attacks in the NFL. In 1999 the Rams went 13-3 in the regular season and won Super Bowl XXXIV over Tennessee following a 4-12 campaign in 1998. In 2001, St. Louis posted a 14-2 regular season mark and lost Super Bowl XXXVI to New England in one of the most exciting Super Bowls in League history. In his final three seasons with St. Louis, the Rams amassed a 37-11 regular-season record, won the NFC West title twice (1999, 2001) and finished as the

Division runner-up in 2000.

McCabe began his career in 1985 as an assistant coach at his alma mater, John Muir High School in Pasadena, CA. McCabe coached on the prep level in the Los Angeles area until becoming strength and conditioning coordinator and assistant football coach at Pomona-Pitzer College. He stayed at the school from 1991-94. In 1993 McCabe coached overseas for the East City Giants in Helsinki, Finland.

McCabe is a native of Pasadena and earned a bachelor's degree in political science in 1985 from Princeton University, where he was a three-year letterman for the Tiger football team. Kevin and his wife, Anne, have sons, Torin and Keenan, and a daughter, Katherine. The family resides in Woodland, CA.



PAT ROBERTS

COLLEGE SCOUT/REGIONAL

In his 2nd season with the Vikings in 2014, Pat Roberts brings a wealth of experience in the scouting field to the team and will serve as a College Scout/Regional for the club, covering the Southeast Region. Roberts spent 8 seasons with the Cleveland Browns from 2005-12 and originally entered the NFL in 1998 with Chicago and served in a variety of roles with the team. Roberts began with Cleveland as a national scout from 2005-08 before advancing to Director of College Scouting in 2009 and on to Senior National Scout from 2010-12.

Roberts was an in-house scout for the team in 1998 and

spent 1999-2003 as the Bears' Northeast Area Scout before moving to the Southeast Area in 2004. Prior to joining the Bears, Roberts served briefly as the head strength coach and offensive line coach for Division III Millsaps College in Jackson, MS. His coaching career began at his alma mater, DePauw University in Indiana, where he coached RBs in 1995 and offensive line in 1996-97. Roberts was an offensive guard from 1991-94 while earning a degree in exercise science in 1995.

Roberts and wife, Allison, have a daughter, Sophia, and son, Ryder.

ALMA MATER MATTERS

The Vikings selected 2 players in the 1st round of the 2014 Draft, marking the 1st time in team history with multiple 1st-round draft picks in 3 straight seasons- 2 in 2012, 3 in 2013 and 2 in 2014. The Vikings have selected 5 players from USC in the 1st round of the Draft, the most from any school.

VIKINGS 1ST ROUND DRAFT PICKS BY COLLEGE (55 TOTAL 1ST ROUND SELECTIONS)

COLLEGE	VIKINGS 1ST ROUNDERS
Southern California	5
Florida State	3
Ohio State	3
Michigan State	3
Notre Dame	3
Oklahoma State	3
California	2
Florida	2
Miami (Fla.)	2
North Carolina State	2
Pittsburgh	2
Stanford	2
UCLA	2
Washington	2
Wisconsin	2

Alabama	1
Arizona State	1
Auburn	1
Boston College	1
Central Florida	1
Colorado State	1
Iowa	1
Louisville	1
Marshall	1
Minnesota	1
Mississippi State	1
Oklahoma	1
Penn State	1
Purdue	1
Rice	1
South Carolina	1
Tennessee	1
Tulane	1



MIKE SHOLITON

COLLEGE SCOUT/REGIONAL

Mike Sholiton returns for his 10th season with the Vikings in 2014. He comes to the team with a wealth of football experience and is no stranger to the NFL. Sholiton will serve as a Vikings College Scout/Regional to find college talent for the team in the West.

Sholiton is in his second stint in the NFL after working as an intern with the scouting, video and community relations departments of the St. Louis Rams from 1997-2000. He was a member of the 1999 Rams staff when the team won Super Bowl XXXIV over Tennessee. While working with the Rams scouting department, Sholiton maintained draft boards and collected scouting reports while evaluating and profiling draft eligible seniors for the 1999 Draft.

Sholiton came to the Vikings after four seasons with Fresno

State where he served as Football Operations Coordinator for the Bulldogs. During his tenure with Fresno State the team climbed the national charts and posted one of the most successful stints in school history. The Bulldogs went 36-18 in his four seasons with the program and played in four straight bowl games, including wins over Georgia Tech and UCLA in the 2002 and 2003 Silicon Valley Football Classics respectively.

A native of Cleveland, Sholiton was a four-year letterwinner as a receiver and punt returner at Washington University in St. Louis. He earned his bachelor's degree in marketing in 2000 and went on to earn a master's in kinesiology from Fresno State in 2001. Sholiton and wife, Ashley, have a son, Brett Maverick. The family resides in San Antonio.



SCOTT KUHN

PRO SCOUT

Scott Kuhn returns for his 8th season with the Vikings in 2014 as a Pro Scout after spending 7 seasons on the staff of the Miami Dolphins. Kuhn will assist the Vikings with NFL-wide scouting of players, advance scouting of opponents, database operations, reports and evaluations for free agency.

Kuhn has a strong background in technology as it relates to scouting and worked with Miami as College Scouting Coordinator for his final 5 seasons. He joined the Dolphins in

2000 as a Player Personnel intern and rose within the organization during his tenure. While in Miami, Kuhn worked closely with Vikings Vice President of Player Personnel Rick Spielman and Director of Player Personnel George Paton.

A 1997 graduate of Kansas State University, Kuhn holds a degree in anthropology. He is a native of Topeka, KS and attended Hayden High.



STEVE PRICE

COLLEGE SCOUT/BLESTO

Steven Price begins his 5th season with the Vikings personnel department, and enters his 2nd season in 2014 as the club's Blesto Scout. Price will be responsible for league-wide scouting of teams and potential free agents. He will assist the coaching staff with advance reports on opponents' special teams units. Price served as a personnel intern for the Vikings in the 2010 and 2011 seasons.

Price began his NFL career at a young age as he worked in the Carolina Panthers equipment room from 2002-2005. In 2007, he interned in the Panthers public relations department. Price would then join the Vikings staff for the 2008 season as

an operations intern before attending graduate school. While with the Vikings, Price assisted the player development department aiding rookies in their transition to the NFL and preparing players for life after football.

A 2007 graduate of North Carolina A&T, Price majored in speech communication while walking-on to the football team in 2006. Between stints with the Panthers and Vikings, Price returned to school during 2009-2010 and received his MBA in sports management from San Diego State University. A Charlotte, NC native, Price attended Olympic High School. He is single and resides in Minneapolis.



JEFF ROBINSON

PRO SCOUT

In 2014, Jeff Robinson enters his 25th season with the Minnesota Vikings and serves as a Pro Scout. Robinson assists the personnel department with league-wide player evaluation and preparing scouting reports on upcoming opponents.

After joining the Vikings as a public relations intern in 1990, Robinson worked two seasons (1991-92) as a public relations assistant and three years (1993-95) as operations assistant. He moved into the scouting department in June 1996.

In 1989-90 Robinson was an assistant coach at North High School in Minneapolis.

A three-year starter at cornerback at Northwestern, Robinson served as a team captain and was selected honorable-mention All-Big Ten as a senior in 1988. In the Wildcats' 28-10 win over Illinois in 1987, he returned an interception 73 yards for a touchdown, which at the time was the 7th longest interception return in school history and the longest interception return by a Northwestern player since '63. As a starter in all 11 games at RCB as a sophomore, Robinson helped the Wildcats post their best record (4-7) since 1973. Northwestern also tied a school record for takeaways with 31 in '86. He was recruited by and played as a freshman for former Vikings Head Coach Dennis Green.

A native of Minneapolis, Robinson (4/16/67) was an honorable-mention All-America and a two-time All-Minneapolis Conference selection at North High School. He was a 2-time All-State pick in track and an All-City choice in basketball. A member of the National Honor Society in high school, Robinson was recognized by the Minneapolis Public School Athletic Department in '88.

Named one of the Outstanding College Students of America, Robinson earned a degree in organizational studies/business management at Northwestern. Since '91 he has served on the board of directors of the North Community YMCA. In 1995 and 1996 he hosted a college prep basketball camp for the top 30 varsity players in the Twin Cities. For the last 8 years Robinson has hosted the "Jeff Robinson Football Camp". He and his wife Cassandra have two daughters, Jassandra, Jaila and a son, Jeffrey II "Deuce" and live in Shakopee.



CONRAD CARDANO

PERSONNEL CONSULTANT

Conrad Cardano is in his 3rd decade with the Vikings in 2014, joining the team in 1987 after a successful stint in collegiate coaching and working in scouting for Blesto. Cardano is in his 3rd season as a Personnel Consultant for the Vikings after 25 years on the road scouting for the club.

Since joining the Vikings, Cardano has helped build a team that has made the playoffs 14 times, including NFC Central/North titles in '89, '92, '94, '98, '00, '08 and '09. The team has played in 4 NFC Championship Games during his tenure.

Prior to joining the Vikings, Cardano worked for 3 years (1984-86) for the Blesto Scouting Combine. From 1981-83 he coached at Eastern Kentucky, which won the Ohio Valley Conference title each of his 3 seasons. The Colonels captured the NCAA Division I-AA championship in '82, when they went 13-0. Cardano joined Eastern Kentucky after 2 seasons (1979-

80) overseeing WRs at Marshall. His first collegiate coaching job came as offensive coordinator at Catholic University from 1975-78. Cardano coached 2 years at Tuscola High in Waynesville, NC and Dover-Sherborn High in Dover, MA.

Cardano played quarterback for the Hagarstown Bears of the Seaboard Pro League from 1972-73. Cardano played QB at Western Carolina from 1967-70.

Born in Washington, DC, Cardano attended Bladensburg (MD) High School. He earned his bachelor's degree in health and physical education at Western Carolina. In 1982 Cardano received his master's in education administration and supervision from Bowie State College in Maryland. His wife's name is Gloria. Cardano has two sons - Christopher and Anthony.



PAUL WIGGIN

PERSONNEL CONSULTANT

In almost five decades as a player, coach and administrator in the National Football League, Paul Wiggin has been closely linked with the success of several teams.

In his role as a Vikings Personnel Consultant, Wiggin works with the department that is responsible for the evaluation all NFL players and advance scouting of the Vikings' upcoming opponents.

Wiggin first joined the Vikings in 1985 as defensive line coach in Bud Grant's final season as head coach. Wiggin oversaw a line that featured DE Chris Dooleman and DT Keith Millard, who posted 21.0 and 18.0 sacks respectively in 1989, earning Millard NFL Defensive Player of the Year.

Wiggin's career included head coaching jobs at his alma mater, Stanford, from 1980-83 on a team that included John

Elway and Darrin Nelson. From 1975-77 Wiggin was head coach of the Kansas City Chiefs. His coaching career started in 1968 with the San Francisco 49ers defensive line.

As a standout DE for the Cleveland Browns from 1957-67, Wiggin never missed a game, playing in 146 straight. He earned Pro Bowl starts in 1965 and '67 and was named to the Browns all-time team. In 2008 he was inducted as a Cleveland Browns Legend, honoring the top players in franchise history. A 2-time All-American at Stanford, Wiggin was inducted to the College Football Hall of Fame in 2005. He has bachelor's and master's degrees from Stanford.

A native of Modesto (CA), Wiggin attended Manteca Union High. He and his wife, Carolyn, have three children and eight grandchildren.



JERRY REICHOW

PERSONNEL CONSULTANT

Jerry Reichow has seen the growth and development of the Minnesota Vikings with a front row seat since the team first took the field as a raw expansion outfit.

A standout player on the debut Vikings team in 1961, Reichow has worked over four decades with the team in a variety of personnel roles.

Reichow's eye for talent has played a key role in the success of the franchise and he has worked with all nine head coaches in Vikings history.

Reichow began in the Vikings front office in 1966 as Director of Player Personnel. He moved on to be Director of Football Operations in 1975 and Assistant General Manager, National Scouting in 1992. Reichow was a key contributor to the Vikings draft process throughout his career and the team developed a

reputation for finding talent hidden in late rounds of the draft.

Originally joining the team in 1961 in a trade from Washington, Reichow played 1961-64 for the Vikings. He led the team in receiving in 1961 and '62, joined Hugh McElhenny in '61 as the first 2 Pro Bowlers in team history and his 11 TD catches '61 stood as the team record until Cris Carter broke it in 1995.

Reichow entered the NFL as a 4th-round pick in 1956 by Detroit, helping the Lions to the 1957 NFL title. Reichow was the 1955 Iowa Hawkeyes MVP. He left school as the school record holder in total offense and played in the Shrine Bowl and Senior Bowl as a senior. On the hardwood, Reichow helped the team to the Final Four in 1955.

A native of Decorah, IA, Reichow and his wife, Carolyn, have three children.



Jerry Reichow began working for the Vikings in 1966 after playing from 1961-64 and is in his 5th decade with the club in 2014.



BUD GRANT

CONSULTANT

Bud Grant holds a notable place in the history of the Vikings franchise but also in the state of Minnesota. An icon of the sport and the team, Grant and the Vikings were synonymous for his 18 seasons as head coach of the club.

Grant retired as the winningest head coach in team history following the 1985 season, capping a career that would be honored with induction into the Pro Football Hall of Fame less than a decade later. Grant's place among the giants of the game is marked by a career regular season record of 158-96-5, winning 11 division titles in his 18 seasons and leading the Vikings to the Super Bowl 4 times.

Grant's coaching career began in the Canadian Football League in 1957 with the Winnipeg Blue Bombers. Grant moved to the sideline for 10 seasons (1957-66) immediately after retiring as a player for the Blue Bombers from 1953-56 where he played both ways as a WR/DB and was a Western Conference All-Star 3 times. During a playoff game against Saskatchewan, Grant snared 5 INTs to set a pro football record for a game. He entered pro football as a player with the Philadelphia Eagles for 2 seasons in 1951-52, ranking 2nd in the NFL in receiving in 1952. Grant had a 203-yard receiving day against the Dallas Texans in 1952 that still ranks as the 4th-best day in Eagles history.

As a coach in Canada, Grant led Winnipeg to the Grey Cup 6 times, winning the title 4 times- 1958, '59, '61, '62. Grant is the

1st person to be elected to the Pro Football Hall of Fame and the Canadian Football Hall of Fame.

Despite his many connections to Minnesota, Grant is a native of Superior, WI and graduate of Superior High. Upon graduation in 1945 he enlisted in the Navy and spent his basic training at Great Lakes Naval Station in Chicago where he played on a base football team coached by fellow Hall of Famer Paul Brown. Grant enrolled at the University of Minnesota where he would be a 3-sport standout in football, basketball and baseball. He twice earned All Big Ten honors in football. He was sought after as a pro athlete, being drafted by the Philadelphia Eagles and the NBA's Minneapolis Lakers. He won a pair of NBA titles with the Lakers in 1950 and '51 before turning to football where he played in 1951 and '52 for the Eagles. He was the 2nd-leading receiver in the NFL in 1952 before a contract dispute led him to Winnipeg to finish his playing career.

The Grant family is prominent in Minnesota in many areas. The patriarch of the Grant family, Bud's wife of 59 years, Pat, was born in the spring of 2009. Grant has 6 children, 19 grandchildren and 2 great-grandchildren.



FRED ZAMBERLETTI

CONSULTANT-TEAM HISTORIAN

Fred Zamberletti has a long and storied history with the franchise and has had a hands-on role in building of the Vikings franchise from an expansion club in 1961 to a team that has become ingrained in the fabric of life of the Upper Midwest. Zamberletti had a streak being on hand for 1,049 consecutive Vikings games, dating to the start of the franchise in 1961, snapped in 2011 at Washington..

Zamberletti has earned the respect and trust of countless players and staff during his tenure with the Vikings. In his time with the team Zamberletti has been a friend, brother, father figure and mentor to countless players, coaches and co-workers. When the team held Fred Zamberletti Day on December 20, 1998 before kickoff of the Vikings-Jacksonville Jaguars game, over 100 Vikings alumni turned out to celebrate with him. To the media he's known as "Trainer for Life." Former head coach Bud Grant acknowledged him as the "Cornerstone of the Vikings" and former General Manager Mike Lynn referred to Fred as "Mr. Viking." The players with respect and admiration refer to him as "The Man." To his friends and compatriots he is known as "The Voice of Reason." Zamberletti was the Head Trainer from 1961-98, Coordinator of Medical Services from 1999-2001 and currently Senior Consultant.

A successful entrepreneur and a man of deep religious beliefs, Zamberletti was a 1st Lieutenant in the U.S. Infantry. Following his graduation from the University of Iowa he

served as chief physical therapist at Hibbing General Hospital in 1959 and head athletic trainer at the University of Toledo in 1960 before joining the Vikings at the team's inception in 1961.

Zamberletti is a native of Melcher, IA, and in addition to numerous professional awards he was inducted into the Minnesota Athletic Trainers Hall of Fame and was chosen Professional Athletic Trainer of the Year in 1986 by the Drackett Company of Cincinnati. He and the Vikings staff earned the 1996 NFL Athletic Training Staff of the Year. In 1999 he earned the Cain Fain Award at the NFL Physicians Sports Sciences Symposium and is an Honorary Fellow of the Minneapolis Sports Medicine Center.

Recognized by the governor as an Honorary Ambassador of the State of Minnesota, Zamberletti has also received Minneapolis' Honorary Citizen Award. In 2011, Zamberletti was recognized by his alma mater, the University of Iowa, with the Distinguished Alumni Award.

KICKOFF
EXECUTIVES
STAFF
COACHES
PLAYERS
ROOKIES
2013 SEASON
RECORDS
PLAYOFF RECORDS
HISTORY
EXTRA POINTS



JEFF ANDERSON

EXECUTIVE DIRECTOR OF COMMUNICATIONS

Jeff Anderson is currently in his 12th season with the Vikings and his 2nd as the team's Executive Director of Communications. Anderson plays a lead role in external and strategic communications, serving as a team spokesman and developing communication programs on non-football initiatives, including public affairs, community relations, sales and marketing, business affairs and crisis communications. He also assists with the Vikings social media strategy and provides media relations support for players and coaches.

Anderson worked closely on the organization's internal stadium team and with Vikings ownership in the quest to build a new home for Vikings football, an effort that culminated with the passage of stadium legislation on May 10, 2012. Throughout that endeavor, Anderson led media relations, external and

strategic communications and grass roots development. He continues to play a key role with the Vikings stadium team, helping oversee new stadium communication efforts during the 4-year design and construction period leading to the new facility's opening in 2016.

A native of Adair, IA, Anderson graduated from Buena Vista University before joining the Vikings as a public relations intern in 2003. Anderson has assisted the NFL public relations staff during three NFC Championships. He currently serves on the boards of the East Downtown Council and Buena Vista's National Alumni Association and previously served on the board of the Minneapolis Regional Chamber of Commerce. Anderson resides in Bloomington.



BOB HAGAN

EXECUTIVE DIRECTOR OF PUBLIC RELATIONS

Entering his 24th season with the Vikings in 2014 and his 17th leading the PR department, Executive Director of Public Relations Bob Hagan is responsible for coordinating print and electronic media coverage of the Vikings as well as overseeing the club's records and photo archives.

A 1990 graduate of Iowa State University with a bachelor's degree in mass communications, Hagan was an intern in 1989-90 for KARE 11-TV. In 1991 Hagan served as an intern in the Vikings public relations office under Merrill Swanson. In 1992 he was hired full time and served as an assistant under Swanson and then Dave Pelletier until his promotion to Director of Public Relations prior to the 1998 season. Following the 1998 and 2000 seasons, Hagan accompanied the Vikings staff and

helped the NFL with PR efforts at the Pro Bowl. Recently, he has worked with the NFL PR staff at the past 12 Super Bowls.

Hagan was the Head Coach for the Twin Cities Dunkers in 2012. The Dunkers is a prestigious organization founded in 1948 and pays tribute to sports individuals and teams. During his tenure he lined up 19 speakers including Bud Grant, Cris Carter, Matt Birk, Rick Spielman, Leslie Frazier, David Stern, Flip Saunders, Ron Gardenhire, Nick Price and Michele Tafoya. Hagan currently serves on the Dunkers Coaching Staff.

A Twin Cities native, Hagan is a 1986 graduate of Wayzata High School. Hagan and wife Val reside in Plymouth, with children Matt, Carley and Brad.



LUTHER HIPPE

DIRECTOR OF OPERATIONS-TEAM TRAVEL

Luther Hippe returns as Director of Operations-Team Travel in 2014, his 9th season in that role and his 21st overall season with the Vikings. Hippe is responsible for all aspects of team travel and transportation while serving as the point person for offseason travel including bringing in players during the free agency visit process.

Hippe is one of the Vikings' longest-tenured employees and got his first exposure to the team as a training camp intern in 1993. He returned to the team as a season-long intern in 1994 and was hired to the staff in 1995 as an assistant in the team

operations and personnel departments. After a season in a shared capacity, Hippe turned his focus to operations.

Hippe was a four-year basketball letterman at Sioux Falls College in his hometown. He earned his bachelor's in mass communications from SFC in 1987 and master's from MSU-Mankato in 1994.

Hippe has been active with the Big Brothers/Big Sisters program in the Twin Cities and charitable endeavors in his hometown. Hippe and wife, Emily, reside in Chanhausen with their son, George and twins Ingrid and Levi.



PHIL HUEBNER

DIRECTOR OF TICKETING & HOSPITALITY

Phil Huebner enters his 17th season with the Vikings as the Director of Ticketing and Hospitality in 2014.

Since October 1998, Huebner has overseen and revamped the successful Vikings Ticket Sales and Operations Departments, which are responsible for customer service and the sale of season, group and individual tickets along with hospitality packages. In 1999 season ticket sales were capped at 60,000, an increase of 17,000 from the 1998 season. The three largest home crowds in team history have been during Huebner's tenure, including the team-record 64,482 fans who watched the Vikings battle Green Bay on 11/2/03. The Vikings have topped the 500,000 mark for home attendance in each

of the past 15 seasons, setting the franchise record at 513,437 in 2003.

Huebner joined the Vikings after 12 years with the Minnesota Twins where he was in various sales positions and spent the final two years as the Director of Sales.

A 1986 graduate of Wisconsin-Stevens Point, he has a bachelor's in political science. Huebner and wife, Debbie, have two children, Rebecca and Bret, and reside in Andover.



DANNON HULSKOTTER

DIRECTOR OF MARKETING AND BUSINESS DEVELOPMENT

The 2014 season will be Dannon Hulskotter's 14th with the Vikings. Hulskotter and the Marketing Department are responsible for managing the team's branding, marketing, promotions, game entertainment/production, digital and social initiatives, Vikings Entertainment Network, as well as corporate hospitality and all partner and fan special events.

Hulskotter acts as the main liaison with the team's flagship radio station, network radio affiliates, and local ancillary TV and pre-season TV partner programming.

Prior to joining the Minnesota Vikings, Hulskotter worked with Pacers Sports & Entertainment in Indianapolis from 1999-2001 and CAVS/Gund Arena Company in Cleveland from 1994-99.

A graduate of the University of Iowa, Hulskotter and wife, Amy, have two sons, Jack and Alex, and reside in Prior Lake.



KIM KLAWITER

DIRECTOR OF SECURITY

Entering his 9th season as the Vikings' Director of Security in 2014, Kim Klawiter has worked with the team in game day and special events security since 2001.

Klawiter has a broad background in law enforcement and in the military, experience that benefits the organization as he has responsibility for the security of the Vikings owners, players and staff and the team headquarters at Winter Park. Klawiter coordinates with local law enforcement for security during Vikings home games.

A 24-year veteran of the Minnesota State Patrol, Klawiter retired as a lieutenant. He spent 15 years coordinating VIP visits to the state and was responsible for the State Patrol's highly-trained Special Response Team. Klawiter escorted Mikhail

Gorbachev on his visit to the state and has provided security to three U.S. Presidents and other prominent public figures.

Klawiter was drafted into the U.S. Army in 1968 and served as a platoon sergeant in Vietnam where he earned the Bronze Star for heroism among other honors. He spent 14 total years in the military between active duty, National Guard and Army Reserve. After his tour of duty, Klawiter returned to school at the University of Minnesota, majoring in sociology.

Klawiter resides in Arden Hills with wife, Kathy. The couple has two children, Kelly and Kyle, and four grandchildren, Hunter, Tanner, Alyssa Marie and Wyatt.



LISA LARSON

DIRECTOR OF HUMAN RESOURCES

Lisa Larson begins her 9th season with the Vikings in 2014 and directs the employee relations, benefits, staffing, performance management, compensation, compliance, workers compensation and safety for the Vikings staff. Larson's responsibilities cover the Vikings players and coaches, full-time staff and over 400 seasonal and part-time employees.

Larson has over 15 years of experience in human resources in several varied industries, from insurance to printing and manufacturing. Before joining the Vikings in 2006, Larson spent 2004-06 in human resources at Minnesota-based power

sports giant Polarix.

A native of Minnesota, Larson attended Robbinsdale Cooper High School. She captained the North Hennepin Community College softball team before transferring to St. Cloud State University where she earned a bachelor's degree in management with an emphasis in human resources.

Larson and her husband Kris reside in Rogers with their children Kalvin and Lauren.



CHAD LUNDEEN

DIRECTOR OF OPERATIONS & FACILITIES

The 2014 season will mark Chad Lundeen's 17th with the Vikings and 5th overseeing facilities operations at Winter Park and coordinating operations at the University of Minnesota stadium the club will call home in 2014 and 2015, a role he also handled at Mall of America Field. Lundeen is also active in the planning of the new Vikings stadium scheduled to open in 2016.

Lundeen has been associated with the team since 1998 when he did an internship with the club and was hired full time in 2000 with duties in Operations and Community Relations. In recent years Lundeen has handled the Vikings' training camp efforts at Minnesota State University, Mankato.

Already familiar with the Mankato scene, Lundeen was a natural fit. He earned a bachelor's degree in business administration from MSU and exemplified the model of the student-

athlete. A four-year competitor on the Maverick hockey team, Lundeen was a summa cum laude graduate and a recipient of MSU's prestigious Preska Scholarship, presented annually to a top student who is involved actively in campus life. Lundeen earned the Team Leadership Award for his efforts in hockey as a junior. Lundeen continued his education at MSU as a graduate assistant in the athletics department and earned his master's degree in sports management.

A 1993 graduate of Little Falls (MN) High, Lundeen and wife, Lindsay, reside in Chaska with their daughters, Evelyn and Eloise, and, son, Titus.



BRAD MADSON

EXECUTIVE DIRECTOR OF COMMUNITY RELATIONS/ YOUTH FOOTBALL

Brad Madson first joined the Vikings staff in 1992 and enters his 19th season in 2014 heading up team community relations and expanding the club's youth football initiatives.

In his tenure, Madson has developed the Vikings community relations into one of the NFL's strongest. Madson has worked with a pair of players who have garnered the prestigious Walter Payton Man of the Year award from the NFL- Cris Carter in 1999 and Madiou Williams in 2010. In 2011, former Viking Matt Birk won the award after being a finalist in 2008.

The Vikings have implemented Community Tuesday as a concept that has been adopted League-wide. Community Tuesdays have Vikings players active in community events at local schools, hospitals, recreation centers and other nonprofit

organizations on their only day off of the week during the season. In 2009, Madson received the "Distinguished Service Award" from the Minnesota Football Coaches Association.

Madson worked with the Vikings suite and ticket sales efforts from 1992-96 before moving into community relations. A graduate of the University of Minnesota in journalism, Madson worked in television sports as an anchor and reporter prior to joining the Vikings. Madson was a member of the Golden Gophers' Big 10 champion tennis team during his college career.

Madson is single and resides in Minneapolis.

KICKOFF

EXECUTIVES

STAFF

COACHES

PLAYERS

ROOKIES

2013
SEASON

RECORDS

PLAYOFF
RECORDS

HISTORY

EXTRA
POINTS



BOB MARCUS

DIRECTOR OF VIDEO

In his 14th season with the Vikings in 2014, Bob Marcus is in his 13th as Director of Video after serving as Director of Digital Video in 2001.

Marcus is responsible for overseeing all aspects of video of practices and games and distributing it to coaches and players.

The Vikings utilize a digital video network that features viewing stations in each meeting room and coach's office. Every NFL game and all practice footage is shot in HD and put online to be instantly accessed by players, coaches and scouts.

Prior to joining the Vikings in 2001, Marcus worked with the University of Minnesota Golden Gopher football program as video coordinator for 17 years. A native of Minneapolis, he attended Edison High School. Marcus is a 1982 graduate of the University of Minnesota with a degree in photojournalism.

As an undergraduate, Marcus was a student assistant for the Gophers and got his start filming practices and games for

the football team. Marcus was hired by the University full-time in 1984. He worked with Gophers head coaches Joe Salem, Lou Holtz, John Gutekunst, Jim Wacker and Glen Mason. The 1985 Gophers won the Independence Bowl, the '86 club played in the Liberty Bowl, the '99 team was in the Sun Bowl and the 2000 Gophers played in the Micron PC Bowl.

Marcus and his wife, Tami, have two children, Rob and Amy, and reside in Champlin.



J.P. PAUL

DIRECTOR, NEW STADIUM CORPORATE DEVELOPMENT

The 2014 season will be J.P. Paul's 12th season with the Vikings organization and 1st as the team's Director, New Stadium Corporate Development. As part of his new role, Paul will work with current Vikings' sponsors and premium seating members to integrate them into new stadium partnership programs. Paul will also work hand-in-hand with Aramark (new stadium concessionaire) on concession and premium design concepts, as well as with Mortenson (General Contractor) to manage corporate vendor relationships.

Along with these responsibilities, Paul also speaks on behalf of the organization to local business groups and trade associations. During the Vikings' two-year transition to the University of Minnesota, Paul will continue to oversee all sales and operational aspects of the Vikings Premium Seating department as he had done a Mall of America Field for the previous seven seasons. Under Paul's leadership, the Vikings introduced the Legends Club and Ticketmaster Touchdown Club. These exclusive Premium Seating areas were the first of

their kind in the history of the Mall of America Field. In 2010, the Vikings Premium Seating Department introduced the Gridiron Club, a members-only club/bar which further enhanced the game day experience for Vikings fans.

Along with his day-to-day responsibilities with the Vikings, Paul is a member of the Association of Luxury Suite Directors where he served as the NFL's 2007 Premium Seating Committee Chairman and is also very active coaching youth baseball and basketball. Paul played Division I baseball at Miami University in Oxford, Ohio, where he graduated in 1992 with a bachelor's degree in marketing.

J.P. and his wife, Megan, reside in Chaska with their three sons, Ryan, Matthew and Nicholas.



JOHN PENHOLLOW


DIRECTOR, NEW STADIUM PARTNERSHIPS

John Penhollow is currently in his 9th NFL season, 2nd with the Vikings as Director, New Stadium Partnerships. Penhollow leads the strategy, design, development, sales, negotiation and execution of the New Stadium Corporate Partnership Program. In addition, Penhollow leads the organization's effort to integrate technology and infrastructure into the stadium's design to enhance the fan experience and maximize corporate partnership revenue.

Prior to joining the Vikings, Penhollow was Vice President, Corporate Sales & Service for the Cleveland Browns, where he led all aspects of revenue generation for corporate sales, sponsorships, media sales, suite sales and hospitality. Prior to his work in Cleveland, he held senior level sales and man-

agement positions with the National Basketball Association, Miami Dolphins and New York Yankees, where he led the corporate partnership sales efforts for the New Yankee Stadium development.

A native of Jamestown, New York, Penhollow earned his bachelor's degree at Kent State University and his master's at Canisius College. John and his wife, Meredith, who holds her bachelor's degree in journalism from Kent State University, have three children - Grace, Scarlett and Walker. The Penhollow family resides in Chanhassen.



LES PICO

EXECUTIVE DIRECTOR OF PLAYER DEVELOPMENT/ LEGAL

Entering his 10th season with the Vikings in 2014 and his 16th in the NFL, Les Pico serves the Vikings as Executive Director of Player Development/Legal.

Pico is responsible for heading the Vikings efforts in continuing education, family assistance and career internships. Pico joins players at the annual Rookie Symposium, serving as a team liaison between the NCAA and the team and legal issues that arise concerning players, coaches and staff. Pico helped implement a Vikings "mini-symposium" to assist rookies in their transition to life in the NFL and he lends his expertise to the team during the NFL Combine and during the free agency period. In 2008, the Vikings were honored by the NFL with the Player Development Continuing Education Award when an NFL-high 9 players were enrolled in school.

Pico joined the Vikings after 4 seasons with the Kansas City Chiefs where he worked as Player Development Coordinator/Legal. Pico worked with NFL Security from 1998-2000 and with the NCAA from 1991-98 as an enforcement representative.

A native of Mesa, AZ, he attended Scottsdale Community College where he was a decorated QB and team MVP. After SCC, Pico went on a 2-year LDS mission where he was involved in private business. He returned to Arizona State to complete his bachelor's where he was a Cum Laude graduate in criminal justice in 1987 and went on to law school at Washburn (KS) University, earning his Juris Doctorate in 1991. Pico served as an assistant football coach at Washburn while attending law school.

Pico and his wife, Rita, have four children.



DENNIS RYAN

EQUIPMENT MANAGER

One of the veteran equipment managers in the NFL, Dennis Ryan enters his 39th season on service with the Vikings in 2014. A lifetime resident of St. Paul, Ryan joined the Vikings in 1976 as an assistant to Jim "Stubby" Eason, who spent 20 years as the Vikings Equipment Manager. Ryan was elevated to the position in June 1981. At a mere 21, Ryan became the youngest equipment manager in the NFL. He is only the second person in Vikings history to hold the job.

In 1984 Ryan designed the first eye shield to be worn by a player in an NFL game, creating a shield to protect defensive

lineman Mark Mullaney, who had suffered an eye injury in a previous game. The revolutionary idea caught on and evolved into a common piece of football equipment. In March 1995 Ryan received the Whitey Zimmerman Award, recognizing the NFL's Equipment Manager of the Year.

Ryan attended the University of Minnesota (1978-79) and University of St. Thomas (1980-81). He and wife Laura, have three children, Ben, Maureen and Annie, and reside in St. Paul.



MIKE SLATES

DIRECTOR OF SALES & SERVICE

Mike Slates begins his 15th season with the Vikings in 2014 as Director of Corporate Sales & Service. Slates is responsible for overseeing all aspects of corporate sponsorship revenue, including media, signage, print, internet, promotional and special event sales. Under his leadership and with the addition of radio and television broadcast rights, the group has totaled record-setting revenues each year. Slates also directs the Partnerships group, which is responsible for providing an elite level of service to the team's corporate partners via corporate travel/hospitality, in- and out-of-stadium promotions and special events as well as other corporate partnership elements.

Prior to joining the Vikings, Slates was a Corporate Sales Consultant for the NBA's Cleveland Cavaliers. From 1998-2000, he was Director of Corporate Sales for the Columbus Crew of Major League Soccer. During that time the Crew opened the nation's first professional soccer-specific stadium.

Slates, who earned his bachelor's degree in sports management at Bowling Green State University, is married to Emily, has a daughter, Rachel, and a son, Noah. The family resides in Shakopee.

VIKINGS STAFF



Amy Anthony
Events & Hospitality Manager



Don Becker
Consultant - Stadium &
Real Estate Development



Charlie Boeckenheuer
Ticket Account Executive



Luke Burson
Football Information
Systems Analyst



Ryan Cardinal
Interactive Marketing
Coordinator



Brandon Clemens
Marketing Coordinator



Jim Cima
Senior Project Manager



Grant Davison
Turf Manager



Anne Doepner
Manager of Football
Administration



Tanya Dreesen
Manager, New Stadium
Partnerships



Alicia Dreyer
Senior Graphic Designer/
Design Coordinator



Amara Dunn-Weiss
Accounting Clerk

KICKOFF
EXECUTIVES
STAFF
COACHES
PLAYERS
ROOKIES
2013 SEASON
RECORDS
PLAYOFF RECORDS
HISTORY
EXTRA POINTS

VIKINGS STAFF



John Dvorak
Account Executive



Jon Ekstrom
Public Relations Manager



Ashley Engels
Business and Legal Affairs



Jacque Ferjak
Staff Accountant



Nathan Fix
Marketing Partnerships
Manager



Kieron Frazier
Business and Legal Affairs



Josh Goldenberg
Business and Legal Affairs



Adam Groene
Assistant Equipment Manager



Travis Hamre
Senior Account Executive-
Group Ticket Sales



Bryan Harper
Senior Marketing Manager,
Executive Producer, V.E.N.



Joann Harms
Staff Accountant



Todd Hauck
Information Technology
Specialist



Joy Hodowanic
Office Assistant



Mike Huiras
Producer/Editor



Trish Huizinga
Executive Assistant to Owners



Taylar Jacobson
Graphic Design Specialist



Matt Johnson
IT Specialist



Deb Jones
Marketing Manager-
Special Events



Andy Kenutis
Team Photographer



Steve Kilchenman
Video Assistant

VIKINGS STAFF



Kelly Kleine
College Scouting Assistant



Natalie Kolander
Corporate Sales Manager



Tami Krause
MVC Head Coach &
Coordinator



Patrick Leopold
Vikings Children's Fund
Coordinator



Sharon Lohmar
Ticket Sales Representative



Tim Lumb
Facilities Assistant



Mike Manahan
Manager of Suite Operations



Paul Martin
Team Operations Coordinator/
Training Camp



Tracy McDonald
Executive Assistant



Geji McKinney
Director of Food Service
Operations



Chrissy Meagher
Executive Assistant



Joe Mee
Manager of Ticket Operations



Doug Melnyk
Corporate Sales Manager



Carl Miklas
Controller



Nick Miller
Video Assistant



Nick Miller
Facilities Assistant



Justin Miner
Facility Manager



Marc Morgan
Senior Corporate Sales
Manager



Stuart Morrow
Account Executive



Jay Nelson
Production Manager/
Multimedia Specialist

KICKOFF
EXECUTIVES
STAFF
COACHES
PLAYERS
ROOKIES
2013 SEASON
RECORDS
PLAYOFF RECORDS
HISTORY
EXTRA POINTS

VIKINGS STAFF



Nancy Nelson
Executive Assistant



Paul Nelson
Director of Football
Information Systems



John Neppi
Ticket Sales Manager



Aaron Neumann
Assistant Equipment Manager



Sam Newton
Public Relations Assistant



Cheryl Nygaard
Director of
Information Technology



Chuck Pamperin
Ticket Sales Representative



Carrie Peterson
Dietician Consultant



Kristen Pechacek
Social Media Coordinator



Mary Redmond
Executive Assistant to the
Head Coach



Steve Reed
Senior Account Executive



Emily Rooney
Marketing Partnerships
Coordinator



C.J. Rugh
Sales & Marketing
Coordinator



Tiffany Scott
Corporate Sales Assistant



Ann Schumacher
Accounting Manager



Genette Sekse
Marketing Coordinator



Dan Sidle
Turf Assistant



Carla Smith
Payroll Supervisor/Accountant



Jen Stockman
Human Resources Generalist



Sara Strand
Graphic Design-Sales &
Engagement

VIKINGS STAFF



Jordan Struck
Producer/Editor



Erin Swartz
Marketing Manager -
Branding & Digital Strategy



Brett Taber
Manager - Entertainment and
Youth Programs



Viktor
The Viking



Rich Wang
Associate Director, Sales &
Analytics/Fan Engagement



Allan Wertheimer
Production Coordinator



Tom West
Assistant Director of
Public Relations



Katie Wilharm
Marketing Partnerships
Coordinator



Kelly Wilske
Executive Assistant -
General Manager



Will Windsperger
IT Helpdesk
Support Technician



Mike Wobschall
Content Manager

KICKOFF
EXECUTIVES
STAFF
COACHES
PLAYERS
ROOKIES
2013 SEASON
RECORDS
PLAYOFF RECORDS
HISTORY
EXTRA POINTS

2014 VIKINGS STAFF DIRECTORY

OWNER/CHAIRMAN..... Zygi Wilf
OWNER/PRESIDENT..... Mark Wilf
OWNER/VICE CHAIRMAN..... Leonard Wilf
OWNERSHIP PARTNERS..... Jeffrey Wilf,
 Alan Landis, David Mandelbaum

EXECUTIVE STAFF

Executive VP & General Manager Rick Spielman
 Executive VP- Public Affairs & Stadium Development... Lester Bagley
 Executive VP- Football Operations..... Rob Brzezinski
 Executive VP & Chief Marketing Officer Steve LaCroix
 Executive VP & Chief Financial Officer Steve Poppen
 Executive VP-Legal Affairs & Chief Admin. Officer... Kevin Warren
 Executive VP -Strategic Planning & Business Initiatives..Jonathan Wilf

CONSULTANTS

Consultant..... Bud Grant
 Consultant-Team Historian Fred Zamberletti
 Consultant-Stadium & Real Estate Development.... Don Becker
 Senior Project Manager Jim Cima

ADMINISTRATION

Executive Assistant to Owners Trish Huizinga
 Executive Assistant..... Tracy McDonald
 Executive Assistant..... Nancy Nelson
 Executive Assistant..... Chrissy Meagher
 Office Assistant..... Joy Hodowanic

COACHING STAFF

Head Coach..... Mike Zimmer
 Defensive Coordinator George Edwards
 Special Teams Coordinator..... Mike Priefer
 Offensive Coordinator..... Norv Turner
 Assistant Defensive Line..... Rob Akey
 Offensive Line Jeff Davidson
 Assistant Special Teams Ryan Ficken
 Assistant Offensive Line Hank Fraley
 Assistant DBs/Quality Control Jonathan Gannon
 Defensive Backs Jerry Gray
 Defensive Line..... Andre Patterson
 Tight Ends Kevin Stefanski
 Wide Receivers..... George Stewart
 Quarterbacks Scott Turner
 Running Backs..... Kirby Wilson
 Linebackers Adam Zimmer
 Quality Control-Offense Klint Kubiak
 Defensive Assistant Jeff Howard
 Coaching Assistant..... Drew Petzing
 Head Strength and Conditioning..... Evan Marcus
 Assistant Strength and Conditioning..... Jeff Hurd
 Executive Assistant to Head Coach..... Mary Redmond

PLAYER PERSONNEL/FOOTBALL ADMINISTRATION

Assistant General Manager George Paton
 Director of Pro Scouting Ryan Monnens
 Director of College Scouting Jamaal Stephenson
 College Scout/Regional Scott Studwell
 Pro Scout Scott Kuhn
 Pro Scout Jeff Robinson
 College Scout/Area..... Frank Acevedo
 College Scout/Area..... Reed Burckhardt
 College Scout/Area..... Terrance Gray
 College Scout/Area..... Kevin McCabe
 College Scout/Regional..... Pat Roberts
 College Scout/Regional..... Mike Sholiton
 College Scout/Blesto..... Steven Price
 Director of Football Information Systems Paul Nelson
 Manager of Football Administration..... Anne Doepner
 Football Information Systems Analyst Luke Burson
 Executive Assistant-General Manager Kelly Wilske

College Scouting Assistant..... Kelly Kleine
 Personnel Consultant..... Conrad Cardano
 Personnel Consultant..... Jerry Reichow
 Personnel Consultant..... Paul Wiggin

EQUIPMENT

Equipment Manager..... Dennis Ryan
 Assistant Equipment Manager Aaron Neumann
 Assistant Equipment Manager Adam Groene

MEDICAL

Director of Sports Medicine/Head Athletic Trainer... Eric Sugarman
 Coord. of Rehabilitation/Asst. Athletic Trainer ... Tom Hunkele
 Assistant Athletic Trainer Rob Roche
 Assistant Athletic Trainer Matt Duhamel
 Team Physician Joel Boyd, M.D.
 Team Physician Sheldon Burns, M.D.
 Team Physician Gary Fetzer, M.D.
 Team Physician David Olson, M.D.

OPERATIONS/FACILITIES

Director of Operations-Team Travel..... Luther Hippe
 Director of Operations & Facilities Chad Lundeen
 Team Operations Coordinator/Training Camp Paul Martin
 Turf Manager..... Grant Davison
 Turf Assistant..... Dan Sidle
 Facility Manager Justin Miner
 Facilities Assistant..... Nick Miller
 Facilities Assistant..... Tim Lumb

DINING

Director of Food Service Operations.....Geji McKinney
 Dietician Consultant..... Carrie Peterson

PLAYER DEVELOPMENT/LEGAL

Executive Director of Player Development/Legal..... Les Pico
 Business and Legal Affairs..... Kieron Frazier
 Business and Legal Affairs..... Ashley Engels
 Business and Legal Affairs..... Josh Goldenberg

VIDEO

Director of Video.....Bob Marcus
 Video Assistant Nick Miller
 Video Assistant Steve Kilchenman

SECURITY

Director of Security.....Kim Klawiter

SALES AND MARKETING

Director of Marketing & Business Development.....Dannon Hulskotter
 Events & Hospitality Manager..... Amy Anthony
 Marketing Manager- Brand and Digital Strategy.....Erin Swartz
 Senior Graphic Designer/Design Coordinator Alicia Dreyer
 Graphic Design Specialist Taylor Jacobson
 Marketing Manager- Special Events Debra Jones
 Executive Producer- Vikings Entertainment Network... Bryan Harper
 Production Manager/Multi Media SpecialistJay Nelson
 Producer/Editor.....Jordan Struck
 Producer/Editor..... Mike Huiras
 Production Coordinator Allan Wertheimer
 Interactive Marketing Coordinator Ryan Cardinal
 Marketing Coordinator Genette Sekse
 Manager - Entertainment and Youth Programs... Brett Taber
 Marketing Coordinator Brandon Clemens
 Content Manager..... Mike Wobschall
 Social Media Coordinator Kristen Pechacek
 MVC Head Coach & Coordinator Tami Krause
 Sales & Marketing Coordinator..... C.J. Rugh
 Team Photographer..... Andy Kenutis

NEW STADIUM SALES AND MARKETING

Director, New Stadium Partnerships.....John Penhollow
 Director, New Stadium Corporate Development ...J.P. Paul
 Manager, New Stadium Partnerships Tanya Dreesen

CORPORATE SALES & SERVICE

Director of Corporate Sales & ServiceMike Slates
Marketing Partnerships Manager.....Nathan Fix
Marketing Partnerships Coordinator Emily Rooney
Marketing Partnerships CoordinatorKatie Wilharm
Senior Corporate Sales Manager Marc Morgan
Corporate Sales ManagerDoug Melnyk
Corporate Sales Manager Natalie Kolander
Corporate Sales Assistant Tiffany Scott

VIKINGS CHILDREN'S FUND

Vikings Children's Fund Coordinator..... Patrick Leopold

TICKETS/SUITES

Director of Ticketing & Hospitality Phil Huebner
Manager of Ticket OperationsJoe Mee
Ticket Sales Manager John Neppel
Manager of Suite OperationsMike Manahan
Assoc. Director, Sales & Analytics/Fan Engagement.. Rich Wang
Graphic Design- Sales and EngagementSara Strand
Ticket Sales Representative.....Sharon Lohmar
Ticket Sales Representative..... Chuck Pamperin
Senior Account Executive Steve Reed
Senior Account Executive-Group Ticket Sales... Travis Hamre
Account ExecutiveCharlie Boeckenheuer
Account Executive Stuart Morrow
Account Executive John Dvorak

ACCOUNTING/FINANCE

Controller.....Carl Miklas
Accounting Manager Ann Schumacher
Staff Accountant.....Joann Harms
Payroll Supervisor/AccountantCarla Smith
Staff Accountant.....Jacque Ferjak
Accounting Clerk..... Amara Dunn-Weiss

COMMUNITY RELATIONS

Exec. Director of Community Relations/Youth FootballBrad Madson

HUMAN RESOURCES

Director of Human Resources..... Lisa Larson
Human Resources GeneralistJen Stockman

INFORMATION TECHNOLOGY

Director of Information Technology Cheryl Nygaard
Information Technology Specialist..... Todd Hauck
IT Helpdesk Support Technician.....Will Windsperger
IT SpecialistMatt Johnson

PUBLIC RELATIONS

Executive Director of Public Relations Bob Hagan
Executive Director of Communications Jeff Anderson
Assistant Director of Public RelationsTom West
Public Relations ManagerJon Ekstrom
Public Relations AssistantSam Newton



2014 VIKINGS CHEERLEADERS

To book an appearance by the Minnesota Vikings Cheerleaders or to get information on their many programs, including the Junior Cheerleaders and Senior Cheerleaders, visit vikings.com or contact the Cheer Coordinator at 952-828-6530. The ladies make appearances at corporate, charity, community and sponsor events throughout the year and travel in support of our troops serving overseas. Cheerleader merchandise can be found online at vikings.com and at local stores.



DON'T GET LEFT INSIDE

GET TICKETS FOR THIS HISTORIC OUTDOOR SEASON



VIKINGS TICKETS ON SALE NOW // CALL 612-33-VIKES OR VISIT [VIKINGS.COM/TICKETS](https://www.vikings.com/tickets)

2014 TEAM GUIDE



PLAYERS



MATT ASIATA #44

POSITION: Running Back
HEIGHT/WEIGHT: 6-0/234
DOB: 7-24-87
HOMETOWN: Santa Ana, CA

COLLEGE: Utah
ACQUIRED: FA for 2012
NFL SEASON: 3
VIKINGS SEASON: 3

GAMES/STARTS (regular season, playoffs)

2012 (16/0, 1/0), 2013 (11/1). **Total**- 27/1, 1/0.

• Was out of football after his release from Vikings practice squad in early September 2011 until he re-signed with club on 1/12/12.

• Worked in an industrial supply warehouse and continued to train and pursue his NFL dreams during 2011 season following his release by Vikings.

• Rushed for a team record-tying 3 TDs in his 1st career start against Philadelphia (12/15/13).

OFF THE FIELD Earned degree in criminal justice...Married to Tangi, couple has 3 children...While out of football for most of 2011 he worked in an industrial supply warehouse in Utah...Bounced back from broken leg in his 1st career collegiate game...Brother, Shawn, played RB at Utah.

PRO Had 1st career start against Philadelphia (12/15/13) and rushed for 3 TDs on 30 carries to tie team record for rushing TDs in a game...Ran for a career high 115 yards in the 2013 season finale vs. Detroit (12/29/13)...Changed jersey to #44 for 2013 season from #48 in 2012...Saw 1st career game action in 2012 and played in every game during the season...Posted 1st career stats with a 2-yard catch in the 2012 season opener vs. Jacksonville (9/9/12)...Signed by Vikings on 1/12/12 and went through offseason conditioning and training camp...Spent part of opening week of 2011 on Vikings practice squad before his release on 9/7/11...Joined Vikings as a rookie free agent for training camp and preseason.

2013 Played an integral part on specials teams and filled in offensively late in the season due to injuries...Tied franchise record with 3 rushing TDs in 1st career start against Philadelphia (12/15)...Became the first NFL player since Daunte Culpepper (9/3/00) to rush for 3 TDs in his 1st career start...Also had 30 carries for 51 yards vs. Philadelphia...Ran for a career-high 115 rushing yards on 14 carries in the season finale vs. Detroit (12/29).

2012 Saw action in all 16 regular season games and Wild Card playoff...Caught a pass and returned a pair of kick-offs in season opener vs. Jacksonville (9/9)...Had 2 rushing attempts vs. Tennessee (10/7)...Made 53-man roster coming out of preseason after being out of football in 2011.

2011 Spent 3 days on Vikings practice squad during week leading into regular season opener at San Diego...Signed to practice squad on 9/5 and released from practice squad on 9/7...Joined Vikings as a rookie free agent.

COLLEGE Ended Utah career ranked 3rd in school history with 24 career rushing TDs...His 26 career TDs ranked tied for 3rd in school history...Ran for 3 career 100-yard games...Ended tenure at Utah ranked 14th in career rushing yards with 1,748...Scored game-winning 3-yard TD against BYU as a senior...Ran for career-high 156 yards on 36 carries against Utah State in 2009...Ran for 12 TDs in 2008...Had 3 passing completions in 2008, throwing 2 for TDs...Broke leg in collegiate debut against Oregon State in 2007.

PREP Was a standout RB at Hunter High in West Valley, UT...Played basketball and football...Helped team win Utah Class 5A state titles in football and basketball as a junior.

ASIATA'S NFL TOTALS

Year	GP/GS	RUSHING					RECEIVING					
		No.	Yds.	Avg.	Lg	TD	No	Yds	Avg	Lg	TD	STT
2012 (Minn).....	16/0	3	9	3.0	5	0	1	2	2.0	2	0	4
Playoffs.....	1/0	0	0	0.0	0	0	0	0	0.0	0	0	0
2013 (Minn).....	11/1	44	166	3.8	39	3	5	13	2.6	8	0	9
Total	27/1	47	175	3.7	39	3	6	15	2.5	8	0	9
Playoffs.....	1/0	0	0	0.0	0	0	0	0	0.0	0	0	0

Other: 5 KO Returns, 83 yards, 16.6 avg., 22 long

SINGLE-GAME CAREER HIGHS

Rushing Attempts..... 30..... vs. Philadelphia, 12/15/13
Rushing Yards 115..... vs. Detroit, 12/29/13
Rushing TDs 3..... vs. Philadelphia, 12/15/13
Long Rush 39..... vs. Detroit, 12/29/13
Receptions..... 3..... vs. Philadelphia, 12/15/13
Long Reception 8..... vs. Philadelphia, 12/15/13
Receiving Yards 15..... vs. Philadelphia, 12/15/13
KO Returns 2..... vs. Jacksonville, 9/9/12
Long KO Return..... 22..... vs. Jacksonville, 9/9/12
Special Teams Tackles 2..... @ Houston, 12/23/12; @ NY Giants, 10/21/13

ASIATA'S TOUCHDOWNS

GAME vs. Philadelphia, 12/15/13 1 run, 1 run, 5 run
Total..... 3

ASIATA'S 100-YARD GAMES

GAME vs. Detroit, 12/30/13 14/115/0

ASIATA CAREER GAME-BY-GAME (*-start)

2012	MINNESOTA	Att.	Yards	Avg.	Long	TD	No.	Yards	Avg.	Long	TD
9/9	Jacksonville	0	0	0.0	0	0	1	2	2.0	2	0
10/7	Tennessee	2	8	4.0	5	0	0	0	0.0	0	0
12/23	@ Houston	1	1	1.0	1	0	0	0	0.0	0	0
Totals	GP/GS: 16/0	3	9	3.0	5	0	1	2	2.0	2	0

2013	MINNESOTA	Att.	Yards	Avg.	Long	TD	No.	Yards	Avg.	Long	TD
12/15	Philadelphia*	30	51	1.7	10	3	3	15	5.0	8	0
12/22	@ Cincinnati	INACTIVE									
12/29	Detroit	14	115	8.2	39	0	2	-2	-1.0	5	0
Totals	GP/GS: 11/1	44	166	3.7	39	3	5	13	2.6	8	0



JEFF BACA #60

POSITION: Guard
HEIGHT/WEIGHT: 6-3/302
DOB: 1-10-90
HOMETOWN: Mission Viejo, CA

COLLEGE: UCLA
ACQUIRED: D6 (#196) for 2013
NFL SEASON: 2
VIKINGS SEASON: 2

GAMES/STARTS (regular season, playoffs)

2013 (4/0). **Total-** 4/0.

• Played at UCLA with Vikings teammates Jeff Locke and Anthony Barr.

OFF THE FIELD

Graduated with a degree in political science... Active in the Twin Cities community with hospital visits and youth education programs...Enjoys bow hunting and visiting the beach in his free time...Instructed at teammate Phil Loadholt's camp in Colorado during June 2014.

PRO

Provided depth along the OL and contributed on special teams while active in 4 games during rookie campaign...Was 1 of 4 Bruins taken in the 2013 NFL Draft...Selected in the 6th round (#196).

2013


Made NFL debut vs. Washington (11/7) on Thursday Night Football...Played in final 3 games...Contributed on special teams...Was inactive for 12 games.

COLLEGE

Played in 46 games, making 45 starts as a Bruin... Started 25 games at G and 20 games at T...Started all 12 games, 11 at G and 1 at T, in 2012 and was voted 2nd-Team All-Pac 12 by the coaches...Earned Award for Outstanding Senior of the Year on Offense...Participated in the East-West Shrine All-Star game following the 2012 season.

PREP

3-year letterwinner at Mission Viejo HS...Named 1st-Team all-league as a senior and 2nd-Team all-league as a junior...Advanced to the CIF State Championship track meet as a senior and finished 8th in the shot put.



CHASE BAKER #91

POSITION: Defensive Tackle
HEIGHT/WEIGHT: 6-2/300
DOB: 5-21-88
HOMETOWN: Rocklin, CA

COLLEGE: Boise State
ACQUIRED: Rookie FA for 2012
NFL SEASON: 2
VIKINGS SEASON: 2

GAMES/STARTS (regular season, playoffs)

2012 (PS), 2013 (5/0). **Total-** 5/0.

• Made NFL debut in 2013 season opener at Detroit (9/8).

OFF THE FIELD

Graduated with a degree in business management during the 2014 offseason after taking online classes at Boise State and Liberty University...Played rugby along with football as a high schooler...Enjoys playing disc golf and fishing in his free time...Family owned a construction business he worked at while growing up.

PRO

Contributed on special teams and filled in defensively following injuries during 2013...Spent rookie season on Vikings practice squad for entire regular season and the Wild Card playoff week...Originally joined Vikings as a rookie free agent.

2013 Appeared in 5 games, contributing on special teams and recording 5 tackles defensively...Posted a career-high 3 tackles at Seattle (11/17)...Notched 1st career tackle vs. Washington

(11/7) on NFL Network's Thursday Night Football...Made NFL debut in season opener at Detroit (9/8)...Played in 3 straight games - at Dallas (11/3) through at Seattle (11/17)...Inactive for 10 games during the season.

2012

Spent entire season on practice squad, joining practice squad on 9/1 after being waived on 8/31...Originally joined Vikings as a rookie free agent on 5/4.

COLLEGE

Full-time starter over final 3 seasons...Honored as co-recipient of Valor Award after his senior season in 2011... Ended career with 100 tackles, 6.5 sacks, 13 TFLs and 6 PD...Had career-best 4.5 sacks as a junior in 2010 along with 31 tackles... Started all 14 games in 2009 and notched career-best 37 tackles...Named WAC All-Academic honoree as a freshman in 2008.

PREP


Earned 3 letters in football, 2 in rugby and 1 in track and field as a prep at Rocklin, CA HS...Earned All-League honors and 2nd-Team All-Metro as a senior.

BAKER'S NFL TOTALS

Year	GP/GS	Tackles			Sacks	INTs	PBU	TFL	QBH	FF/FR	Special Teams
		Solo	Asst.	Total							
2013 (Minn).....	5/0	3	2	5	0.0	0	0	0	0	0/0	0
Totals.....	5/0	3	2	5	0.0	0	0	0	0	0/0	0

SINGLE-GAME CAREER HIGHS

Tackles.....3.....@ Seattle, 11/17/13
Solo Tackles.....3.....@ Seattle, 11/17/13



JOE BANYARD #23

POSITION: Running Back
HEIGHT/WEIGHT: 5-10/205
DOB: 11-12-88
HOMETOWN: Sweetwater, TX

COLLEGE: Texas-El Paso
ACQUIRED: FA for 2012
NFL SEASON: 2
VIKINGS SEASON: 2

GAMES/STARTS (regular season, playoffs)

2012 (PS), 2013 (3/0). **Total-** 3/0.

• Returns in 2014 competing for roster spot after splitting time on the active roster and practice squad in 2013.

OFF THE FIELD Earned degree in multidisciplinary studies from UTEP with an emphasis on forensic science...Aspires to a career in the FBI or law enforcement following football... Younger brother, Nick, plays basketball at University of New Mexico...Growing up in Sweetwater, TX, he hunted rattlesnakes in his free time in the annual Rattlesnake Roundup.

PRO Spent the entire 2013 offseason with the Vikings and spent Weeks 2 through 14 on the practice squad before being signed to the active roster...Was on the Vikings practice squad the final 5 weeks of 2012 regular season and Wild Card playoff week, joining team on 11/12/12...Spent the opening week of the regular season with New Orleans before his release on 9/10/12...Originally signed as a rookie free agent with Jacksonville on 4/30/12 following the draft but was released on 5/14/12.

2013 Played in 3 games, the 1st of his career vs. Philadelphia (12/15)...Was released during final cuts of training camp and

then brought back to the Vikings practice squad from Week 2 until being signed to the 53-man roster for the final 3 games of the season...Appeared in 3 games, mostly on special teams... Had 1 catch for 11 yards at Cincinnati (12/22), his 1st career stats...Notched a special teams tackle vs. Detroit (12/29) in the final game played at Mall of America Field.

2012 Joined Vikings practice squad on 11/27 where he spent the remaining 5 weeks of the regular season and the Wild Card playoffs week...Spent opening week of regular season with New Orleans after spending preseason and training camp with club...Signed by Saints on 6/7...Originally signed with Jacksonville as a rookie free agent on 4/30 but was released soon after on 5/14.

COLLEGE Started 14 of his 25 career games at UTEP after transferring from TCU...Ran for over 1,200 yards with 14 TDs for the Miners...Did not see action at TCU...Named to Conference USA Commissioners Honor Roll.

PREP Earned Honorable Mention 3A All-State honors as a DB at Sweetwater (TX) High...Ran for over 1,200 yards and 21 TDs in his senior season...Competed in track and powerlifting in high school...Went to state track meet in the 4x100, 4x200 and 4x400 relays.

BANYARD'S NFL TOTALS

Year	GP/GS	RUSHING					RECEIVING					
		No.	Yds.	Avg.	Lg	TD	No	Yds	Avg	Lg	TD	STT
2013 (Minn).....	3/0	0	0	0.0	0	0	1	11	11.0	11	0	1
Total.....	3/0	0	0	0.0	0	0	1	11	11.0	11	0	1

Other: 1 KO Returns, 6 yards, 6.0 avg., 6 long

SINGLE-GAME CAREER HIGHS

Receptions.....1.....at Cincinnati, 12/22/13
Receiving Yards.....11.....at Cincinnati, 12/22/13
KO Returns.....1.....vs. Philadelphia, 12/15/13
Long KO Return.....6.....vs. Philadelphia, 12/15/13
Special Teams Tackle.....1.....vs. Detroit, 12/29/13



JOE BERGER #61

POSITION: Center
HEIGHT/WEIGHT: 6-5/305
DOB: 5-25-82
HOMETOWN: Newaygo, MI

COLLEGE: Michigan Tech
ACQUIRED: FA for 2011
NFL SEASON: 10
VIKINGS SEASON: 4

GAMES/STARTS (regular season, playoffs)

2005 (3/0-Mia), 2006 (0/0-Mia/Dall), 2007 (3/0-Dall), 2008 (5/0-Dall), 2009 (16/6-Mia), 2010 (15/14-Mia), 2011 (13/7-Minn), 2012 (16/0, 1/0), 2013 (16/2). **Total-** 87/29, 1/0 (45/9, 1/0-Minn; 34/20-Mia; 8/0-Dall).

- Proven veteran lineman with ability to play multiple interior line positions as well as special teams.
- Was the 3rd player ever drafted from Michigan Tech when he was selected in 6th round of 2005 Draft by Carolina.
- Joins Cullen Loeffler (11th season) and Matt Cassel (10th) as the only players with a decade of experience on the 2014 Vikings roster.

OFF THE FIELD Earned degree from Michigan Tech in mechanical engineering...Has been active in community outreach during his career...Married to Abigail, the couple has 3 children...Active with Team Keegan, a childhood cancer foundation that sends get well packages to young patients across the country...Enjoys building furniture and woodworking projects along with trap shooting in his free time.

PRO Has appeared in all 32 games making 2 starts over the past 2 seasons for Vikings...Has stepped into starting lineup in 4 of the past 5 seasons between Minnesota and Miami...Regular on KO return unit for the Vikings that has posted some of the 6 longest KORs in team history since he joined team and has notched 3 KOR TDs...Acquired by Vikings on 9/12/11, the day after the regular season opener...Spent 2011 preseason and training camp with Miami...Signed as an unrestricted free agent on 2/27/09 by Miami from Dallas...Spent final part of 2006 season, 2007 and 2008 seasons with Dallas after being claimed off waivers by Dallas from Miami on 11/24/06...Played in Dallas when Mike Zimmer was Cowboys defensive coordinator...Saw action in final 3 games as a rookie with Miami in 2005 after spending opening 11 games of season inactive...Joined Miami after being signed off Carolina practice squad on 9/7/05...Was waived in Carolina's final roster cuts on 9/3/05 and signed to Panthers practice squad the following day before being signed by Miami to 53-man roster...Spent training camp and preseason with Carolina in 2005 after being drafted in 6th round (#183).

2013 Appeared in all 16 games, starting 2, contributing on specials teams and providing depth along the offensive line...Started at LG and RG in place of injured starters Charlie Johnson and Brandon Fusco respectively vs. Washington (11/7) and vs. Philadelphia (12/15)...Helped backup RB Matt Asiata tie the Vikings record with a 3-TD rushing day in upset win over playoff-bound Eagles...Vikings won both games he started...Played integral role on kickoff return unit that helped rookie WR/KR Cordarrelle Patterson set team records for return yards, return average and return TDs, en route to All-Pro and Pro Bowl honors...Team led the NFL in average starting field position after kickoffs (27.2).

2012 Played in all 16 games and saw his 1st career playoff action in Wild Card game at Green Bay (1/5/13)...Primarily

played on special teams but saw action on offensive line vs. Tennessee (10/7) and vs. Detroit (11/11)...Regular on KO return unit that ranked among NFL leaders in KO return average and was tied for 3rd in the NFL with 6 KO returns of 40+ yards on the season.

2011 Saw time in 13 games with 7 starts...Started at C, RG and LG during season, opening 1 game at C, 4 at RG and 2 at LG...Started 1st game of season at C vs. Green Bay (10/23), the 1st start of rookie QB Christian Ponder's career...Saw 1st extended action of season at Chicago (10/16), replacing injured starter John Sullivan at C in the 2nd half...Started 4-game span at RG in place of starter Anthony Herrera, the 1st of the 4 games coming at Carolina (10/30)...Started in final 2 games of season at LG in place of starter Steve Hutchinson...Signed by Vikings on 9/12, a day after the season opener at San Diego...Spent training camp and preseason with Miami.

2010 Saw time in 15 games with Miami with career-high 14 starts at C...Started opening 9 games of the season...Missed lone game of season vs. Chicago (11/18) with knee injury.

2009 Started final 6 games of season at C...Earned 1st career start at Buffalo (11/29)...Played in all 16 games.

2008 Saw time on special teams for Dallas in opening 5 games of the season...Inactive for the final 11 games.


2007 Played in 1 game during season in regular season finale at Washington (12/30)...Inactive for 13 games...Dressed but did not play in 2 games...Was inactive for playoff game.

2006 Spent time with Miami and Dallas during season...Was inactive for all 16 games during season between the 2 clubs...Inactive in 11 games with Miami and 5 with Dallas after being claimed off waivers from Miami on 11/24.

2005 Saw action in 3 games as a rookie with Miami, each of the final 3 contests...Inactive in 12 games for the Dolphins...Signed off Carolina practice squad to Miami's 53-man roster in Week 1 of season on 9/7...Waived following preseason by Carolina and signed to Panthers practice squad the following day on 9/4...Originally drafted in 6th round (#183) by Carolina.

COLLEGE Was a 28-game starter at Michigan Tech at RT...Earned 1st-Team All-Great Lakes Intercollegiate Conference honors as a junior and senior...Earned Jim Langer Award as the most valuable offensive lineman in the Cactus Bowl, the Division II all-star game...Started 3 games as a redshirt freshman in 2001 at LT.

PREP Earned All-Conference honors and Academic All-State as a senior...Played 2 seasons of football at Newaygo High in Michigan...Served as team captain as a senior...Competed in field events on track team.



BRANDAN BISHOP #30

POSITION: Safety
HEIGHT/WEIGHT: 6-1/208
DOB: 1-23-91
HOMETOWN: Boca Raton, FL

COLLEGE: North Carolina State
ACQUIRED: Rookie FA for 2013
NFL SEASON: 1
VIKINGS SEASON: 1

GAMES/STARTS (regular season, playoffs)

2013 (PS-Minn). Total- 0/0 (PS-Minn).

- College teammates at NC State with Vikings LB Audie Cole.
- Joined Vikings as a rookie free agent in 2013 and earned place on practice squad.

OFF THE FIELD Earned bachelor's degree in business administration at NC State...Hails from same hometown as Vikings K Blair Walsh.

PRO Landed spot on Vikings practice squad for final 11 games of rookie season...Spent training camp and preseason with Vikings in 2013 as a rookie free agent.

2013 Returned to team after Week 5 in the regular season to join Vikings practice squad...Spent final 11 weeks of season on practice squad...Waived in final roster cuts on 8/31...Went to training camp and played in preseason with Vikings...Originally

joined team as a rookie free agent following NFL Draft.

COLLEGE Capped NCSU career with 2nd-Team All-ACC honors from league coaches...Started 46 of his 50 career games for the Wolfpack...Ended career ranked 4th in school history with 12 INTs...Had career-best 111 tackles as a senior...Ranked 2nd on club...Snared career-high 5 INTs as a junior...Ranked 3rd on team in tackles as a junior with 99 stops...Scored TD on a fumble return against Georgia Tech as a junior...Led team with 4 INTs as a sophomore...Named to Sporting News ACC All-Freshman team.

PREP Standout DB and WR for Boca Raton High...Had 8 TD catches as a senior in 2008...Earned place on PrepStar All-Southeast Region team as a senior...A 1st-Team All-Conference choice as a junior and senior...Named to Class 2A All-County squad as a sophomore.

LONDON CALLING

The NFL has raised the profile of the game internationally in recent years and in 2013 the Vikings experienced the 1st regular season game on international soil in club history, a 34-27 victory over the Pittsburgh Steelers. The Vikings have a proud history of playing internationally and were among the groundbreaking teams in the NFL to play overseas- playing the 1st NFL game in London and the 1st NFL game in Sweden.

NFL INTERNATIONAL GAMES (REGULAR SEASON, home team CAPS)

10/2/05.....	Mexico City.....	ARIZONA 31, San Francisco 14
10/28/07.....	London.....	NY Giants 13, MIAMI 10
10/26/08.....	London.....	NEW ORLEANS 37, San Diego 32
12/7/08.....	Toronto.....	Miami 16, BUFFALO 3
10/29/09.....	London.....	New England 35, TAMPA BAY 7
12/3/09.....	Toronto.....	NY Jets 19, BUFFALO 13
10/31/10.....	London.....	SAN FRANCISCO 24, Denver 16
11/7/10.....	Toronto.....	Chicago 22, BUFFALO 19
10/23/11.....	London.....	Chicago 24, TAMPA BAY 18
10/30/11.....	Toronto.....	BUFFALO 23, Washington 10
10/28/12.....	London.....	New England 45, ST. LOUIS 7
12/16/12.....	Toronto.....	Seattle 50, BUFFALO 17
9/29/13.....	London.....	Pittsburgh 27 vs. MINNESOTA 34
10/27/13.....	London.....	San Francisco 42 vs. JACKSONVILLE 10
12/1/13.....	Toronto.....	Atlanta 34 vs. BUFFALO 31

VIKINGS INTERNATIONAL GAMES (PRESEASON)

8/6/83.....	London.....	Minnesota 28, St. Louis 10
8/14/88.....	Goteborg, Sweden.....	Minnesota 28, Chicago 21
8/7/93.....	Berlin.....	Minnesota 20, Buffalo 6
8/6/94.....	Tokyo.....	Minnesota 17, Kansas City 9



The Vikings practice in the shadow of Berlin's Olympic Stadium before facing the Buffalo Bills in a 1993 preseason game.

KICKOFF
EXECUTIVES
STAFF
COACHES
PLAYERS
ROOKIES
2013 SEASON
RECORDS
PLAYOFF RECORDS
HISTORY
EXTRA POINTS



ROBERT BLANTON #36

POSITION: Safety
HEIGHT/WEIGHT: 6-1/200
DOB: 9-7-89
HOMETOWN: Matthews, NC

COLLEGE: Notre Dame
ACQUIRED: D5 (#139) for 2012
NFL SEASON: 3
VIKINGS SEASON: 3

GAMES/STARTS (regular season, playoffs)

2012 (13/0, 1/0), 2013 (16/3). **Total**- 29/3, 1/0.

• Led the Vikings with 19 special teams tackles in 2013.

• Joined former collegiate teammate Harrison Smith in Vikings defensive backfield as rookies in 2012.

OFF THE FIELD Graduated from the Mendoza College of Business at Notre Dame with degree in finance...In high school, Blanton was a first lieutenant in Butler's JROTC program... Volunteered as a coach for a youth football team in Mint Hill, NC...Spokesperson for Butler High's D.R.E.A.M. Team and was recognized by the Carolina Panthers as a Panthers Community Captain during one of their games for his outstanding performance in the classroom and the community...Lived in Italy from 1996-2000 while his father served in US Air Force.

PRO Played in all 16 games while starting 3 in 2013...Made 1st career start at Baltimore (12/8/13)...Led the Vikings in special teams tackles in 2013 with 19...Saw action in 13 games and Wild Card playoff game as a rookie in 2012, primarily as a special teams stalwart...Played most of game at S in place of Smith after his ejection vs. Tennessee (10/7/12)...Selected in 5th round (#139 overall) in 2012...Joined former college teammate Smith in the Vikings 2012 draft class, the 1st ND pair to be drafted by the Vikings in the same year in team history.

2013 Played in all 16 games while starting 3...Played a key role on special teams and led the Vikings in special teams tackles with 19...Earned his 1st career start at Baltimore (12/8)...Started

and set a career high in tackles with 14 vs. Detroit (12/29)...Tied for 2nd-most tackles in a game by a Vikings DB in 2013 with his 14 stops against Detroit, trailing only Andrew Sendejor's 17 tackles vs. Washington...Recorded 3 special teams tackles at Chicago (9/15).

2012 Saw action in 13 games and the Wild Card playoff game at Green Bay (1/5/13)...Notched season-high with 5 tackles vs. Tennessee (10/7), playing the majority of the game after fellow S Harrison Smith was ejected from the game.

COLLEGE Appeared in 50 consecutive games at Notre Dame, making 26 starts...Missed only the Week 1 game as a freshman in 2008...Totaled 193 career tackles with 19 TFLs, 16 pass breakups and 8 INTs...Had 70 tackles as a senior...His 8 TFLs in 2011 were the most by a DB since the 1999 season...Blocked a Utah punt on 11/13/10 and returned it 8 yards for a TD, the 1st ND player to block a punt for a TD since 2008...Had 2 career TDs at Notre Dame; the 1st was a 47-yard INT return vs. Purdue on 9/27/08...Led ND with 9 tackles and 1 INT vs. Miami in the 2010 Sun Bowl...Started final 4 games as a freshman.

PREP Named 1st-Team All State in 2006 and 2007 by North Carolina Associated Press and by the Charlotte Observer for his play at Butler High School in Matthews, NC...2007 Defensive Player of the Year by the Charlotte Observer...Blocked 6 kicks as a senior and added 94 tackles and 5 INTs...Named 2nd-Team All State in 2005 after posting 126 tackles, 6 INTs, 6 FFs, 6 blocked kicks and 10 PBU...Standout in basketball and track, surpassing 21 feet in the long jump and 6'10" in the high jump.

BLANTON'S NFL TOTALS

Year	GP/GS	Tackles							QBH	FF/FR	Special Teams
		Solo	Asst.	Total	Sacks	INTs	PBU	TFL			
2012 (Minn).....	13/0	4	1	5	0.0	0	1	1.0	0	0/0	10
Playoffs.....	1/0	0	0	0	0.0	0	0	0	0	0/0	1
2013 (Minn).....	16/3	40	19	59	0.0	0	6	2.0	0	0/0	19
Totals.....	29/3	44	20	64	0.0	0	7	3.0	0	0/0	29
Playoffs.....	1/0	0	0	0	0.0	0	0	0	0	0/0	1

SINGLE-GAME CAREER HIGHS

Tackles.....14.....vs. Detroit, 12/29/13

Tackle For Loss.....1.....vs. Tennessee, 10/7/12, vs. Detroit, 12/29/13

Passes Defensed.....2.....at Green Bay 11/24/13, at Baltimore 12/8/13

Special Teams Tackles.....3.....at Chicago 9/15/13

VIKINGS NAMED YELLOW RIBBON ORGANIZATION IN 2013

The Minnesota Vikings were recognized as a Yellow Ribbon Company, becoming Minnesota's first professional sports team and 32nd organization to receive the honor. The recognition is given to companies that unite key areas for the purpose of proactively supporting Service members, veterans, and military families in the workplace. Companies must develop a sustainable action plan that demonstrates its commitment to leverage existing support activities, build awareness and take action to recognize and support those Servicemembers and their families. The Vikings, who consistently honor military members in various way throughout each season, have established a comprehensive plan involving front office personnel from multiple departments to be proactive in exhibiting that support.





JASPER BRINKLEY #54

POSITION: Linebacker
HEIGHT/WEIGHT: 6-1/252
DOB: 7-12-85
HOMETOWN: Thomson, GA

COLLEGE: South Carolina
ACQUIRED: FA (Ariz) for 2014
NFL SEASON: 6
VIKINGS SEASON: 5

GAMES/STARTS (regular season, playoffs)

2009 (16/4, 2/0), 2010 (16/0), 2011 (IR), 2012 (16/15, 1/0), 2013 (15/3-Ariz). **Total-** 63/22, 3/0 (48/19, 3/0-Minn; 15/3-Ariz).

- Full-time starter at MLB for Vikings in 2012.
- Played with his twin brother, Casper, at South Carolina.

OFF THE FIELD Earned his degree in African-American studies during the 2011 offseason...Played with twin brother, Casper, at USC...Casper signed as a rookie free agent in 2007 with Carolina and spent 13 weeks on Panthers practice squad...Enjoys working on cars and fishing in his free time...Got a true taste for Minnesota sports in Winter 2010 when he took part in Curling for a Cure fundraiser at the famous St. Paul Curling Club...Plans to coach high school football after NFL career.

PRO Returns to Minnesota in 2014 after spending 2013 with Arizona, signing as a free agent...Was Vikings full-time MLB during 2012 season when team set a franchise record for biggest improvement, going from 3-13 in 2011 to 10-6 and earning a playoff berth in 2012...Rebounded from season-ending injury during preseason 2011, spending entire season on injured reserve...Took over as starter at MLB after E.J. Henderson was injured for the final 4 games of the regular season and saw significant playing time in both playoff games in 2009...Acquired after trade up with Washington in 5th round to move from #158 to #150 to make the selection.

2013 Started 3 of the opening 4 games of the season for Arizona as an ILB in their 3-4 scheme...Notched team-high and season-best 10 tackles in opener at St. Louis (9/8)...Played in a reserve role and on special teams in final 11 games.

2012 Took over full-time starting job at MLB as team went 10-6 and advanced to Wild Card Playoffs at Green Bay...Started

career-best 15 games and played in every game...Played in 3rd career post-season game but did not start when team opened in nickel defense...Notched career-high 13 tackles in 3 games on the season and had 10+ tackles in 5 contests...Ranked 3rd on team with career-high 117 tackles.

2011 Spent season on injured reserve following hip injury suffered during preseason action.

2010 Saw action in each game and ranked 2nd on team with 17 special teams tackles, including team-high 15 solo stops...Notched season-high 5 tackles on defense vs. Green Bay...Tied career-high with 3 special teams tackles vs. Dallas (11/17).

2009 Started final 4 games of regular season and saw action in both playoff games...Had back-to-back 10-tackle games at Carolina (12/20) and at Chicago (12/28) in primetime games...Started 1st career game vs. Cincinnati (12/13)...Saw action in 1st career playoff game vs. Dallas (1/17/10) in Divisional Round, limiting Cowboys offense to 3 points, a Vikings record for fewest points allowed in a playoff game...Played in NFC Championship at New Orleans (1/24/10) but did not start when team opened in nickel defense.

COLLEGE Started all 30 games he played at South Carolina...Earned 2nd-Team All-SEC honors as a senior when he ranked 3rd on team in tackles...Entered 2007 highly touted as a pre-season All-SEC choice and on the watch list for several national awards...Played in only 4 games in 2007 before suffering knee injury that ended season...Spent 2004 and 2005 at Georgia Military College where he was team MVP each season.

PREP Earned All-State honors at Thomson High in Thomson, GA...Standout basketball and baseball player.


BRINKLEY'S NFL TOTALS

Year	GP/GS	Tackles				Sacks	INTs	PBU	TFL	QBH	FF/FR	Special Teams
		Solo	Asst.	Total								
2009 (Minn)	16/4	25	7	32	0.0	0	0	1.0	3	0/0	12	
Playoffs	2/0	8	2	10	0.0	0	0	1.0	0	0/0	1	
2010 (Minn)	16/0	5	1	6	0.0	0	0	0.0	0	0/0	17	
2011 (Minn)	injured reserve											
2012 (Minn)	16/15	74	43	117	0.0	0	4	2.0	1	3/0	0	
Playoffs	1/0	3	2	5	0.0	0	0	0.0	0	0/0	0	
2013 (Ariz)	15/3	22	8	30	0.0	0	1	--	--	0/0		
Totals	63/22	126	59	185	0.0	0	5	3.0	4	3/0	29	
Playoffs	3/0	11	4	15	0.0	0	0	1.0	0	0/0	1	

SINGLE-GAME CAREER HIGHS

- Tackles.....13.....at Detroit, 9/30/12; at Chicago, 11/25/12; vs. Chicago, 12/9/12
- Solo Tackles.....10.....at Chicago, 11/25/12; vs. Chicago, 12/9/12
- Passes Defensed3.....vs. Chicago, 12/9/12
- Forced Fumble.....1.....3 times, last at Houston, 12/23/12
- Special Teams Tackles3.....vs. Baltimore, 10/18/09; vs. Dallas, 10/17/10

KICKOFF
 EXECUTIVES
 STAFF
 COACHES
 PLAYERS
 ROOKIES
 2013 SEASON
 RECORDS
 PLAYOFF RECORDS
 HISTORY
 EXTRA POINTS



MATT CASSEL #16

POSITION: Quarterback
HEIGHT/WEIGHT: 6-4/228
DOB: 5-17-82
HOMETOWN: Chatsworth, CA

COLLEGE: Southern California
ACQUIRED: FA (KC) for 2013
NFL SEASON: 10
VIKINGS SEASON: 2

GAMES/STARTS (regular season, playoffs)

2005 (2/0-NE), 2006 (6/0-NE), 2007 (6/0-NE), 2008 (16/15-NE), 2009 (15/15-KC), 2010 (15/15, 1/1-KC), 2011 (9/9-KC), 2012 (9/8-KC), 2013 (9/6-Minn.). **Total-** 87/68, 1/1 (9/6-Minn; 48/47, 1/1-KC; 30/15-NE).

- Appeared in 9 games in 2013, including all 5 Vikings wins, and started 6.
- Has led 9 career comeback wins when tied or trailing in the 4th quarter of games.
- Part of 2007 Patriots squad that went undefeated in regular season and advanced to Super Bowl XLII against NY Giants.

OFF THE FIELD

Majored in communications and business, earning degree in 2004...Mother, Barbara, is a set decorator in Hollywood and late father, Greg, was a script writer...Married to Lauren, who was a captain of the USC volleyball team that won the 2002 national title...Couple has 3 children...Played in 1994 Little League World Series on the Northridge, CA team...Has worked with Shadow Buddies program, a charity that makes condition-specific dolls for children's hospitals...Played a season of baseball at USC and was drafted by the Oakland A's out of high school...Family lost their home in the 1994 Northridge, CA earthquake.

PRO Experienced veteran QB has started 68 of his 87 career regular season games...Appeared in 9 and started 6 games in his 1st season with the Vikings in 2013...Started 47 regular season games and 1 playoff contest for Kansas City from 2009-12...Stepped into starting job for New England in 2008 after Tom Brady was injured in the season opener, leading team to a 10-5 mark as the starter in the final 15 games...Has posted passer rating of 100+ in 15 career games, notching 11-4 record...Has thrown for 300+ yards in 7 career games and passed the 400+

PASSING FANCY

Matt Cassel threw for a career-best 469 yards at Denver (11/14/10), the 2nd-best passing game in Kansas City franchise history. As a starting QB, Cassel guided 2 teams to 10-5 marks- the 2008 Patriots and the 2010 Chiefs. Cassel led Kansas City to the 2010 playoffs and won the AFC West after finishing worst in the division the season before.

KANSAS CITY PASSING YARDS IN A GAME

QB, GAME	YARDS
Elvis Grbac, at Oakland (11/5/00)	504
Matt Cassel, at Denver (11/14/10)	469
Len Dawson, vs. Denver (11/1/64)	435

KANSAS CITY MOST PASS ATTEMPTS WITHOUT INT- GAME

QB, GAME	ATT
Matt Cassel, at Denver (11/14/10)	53
Trent Green, at Denver (12/7/03)	47

KANSAS CITY PASSING TDs IN A SEASON

QB, SEASON	TDs
Len Dawson, 1964	30
Len Dawson, 1962	29
Elvis Grbac, 2000	28
Matt Cassel, 2010	27
Trent Green, 2004	27

mark in 3 games...Has led his teams to 9 comeback wins when tied or trailing in the 4th quarter...Had a career-long streak of 162 passes without an INT in 2010...Ranked #2 in NFL in 2010 with +20 TD/INT ratio (27-7), trailing only Brady's +32 ratio...Helped 2010 Chiefs win AFC West title for 1st time since 2003 and completed turnaround from 2009 when team went 4-12 and finished last in Division to winning AFC West in 2010...Originally selected by New England in the 7th round of the 2005 NFL Draft (#230).

HONORS Selected to **Pro Bowl** in 2010...Named **AFC Offensive Player of the Month** in November 2011...**FedEx Air Player of the Week** vs. Philadelphia (12/15/13)...**FedEx Air Player of the Week** at Seattle (11/28/11)...**AFC Offensive Player of the Week** at Miami (11/23/08).

2013 Appeared in 9 games, including all 5 Vikings wins, starting 6...Connected on the Vikings 4 longest pass plays of the season (79t, 70t, 57t 65t)...Started the NFL International Series game vs. Pittsburgh (9/29) in London, the Vikings 1st win of the season and the Vikings 1st regular season game outside of the United States...Posted 248 yards, 2 TDs and 0 INTs on 16-of-25 passing for a team season-high 123.4 QB rating vs. the Steelers (9/29)...Started and threw for 382 yards, the most by a Viking in 2013, 2 TDs and 1 INT in the 48-30 upset victory over playoff bound Philadelphia (12/15)...Was named the **FedEx Air Player of the Week** for his performance against Philadelphia in Week 15...Threw 7 of the 8 TDs that WRs Greg Jennings and Cordarrelle Patterson caught during the 2013 season.

2012 Started 8 of the 9 games he played...Won lone game at New Orleans (9/23)...Threw for season-high 301 yards and 2 TDs at Buffalo (9/16)...Had 2-TD passing days at Buffalo (9/16) and vs. San Diego (9/30)...Notched season-high 85.1 passer rating vs. Oakland (10/28) coming off the bench...Had a 5-yard TD run vs. Atlanta (9/9) in the season opener...Inactive for game vs. Tampa Bay (10/14) after suffering head injury the previous week vs. Baltimore (10/7)...Started vs. Cincinnati (11/18).

2011 Started the opening 9 games of season, going 4-5...Posted career-best 138.9 passer rating and tied career-best with 4 TD passes at Indianapolis (10/9)...Led Chiefs to 4 straight wins - vs. Minnesota (10/2), at Indianapolis (10/9), at Oakland (10/23) and vs. San Diego (10/31)...Threw for season-high 261 yards vs. San Diego (10/31)...Suffered hand injury vs. Denver (11/13) and placed on injured reserve on 11/21.

2010 Named to 1st **Pro Bowl**...Had career-highs with 27 TD passes, 93.0 passer rating, a +20 TD/INT ratio (27-7), career-low 1.6 INT ratio (7 INT/450 attempts)...Guided Chiefs to 10-5 record as the starter...Helped win the AFC West with 10-6 overall mark and host Baltimore in AFC Wild Card playoff round...Keyed KC turnaround from 4-12 mark in 2009 and last-place finish in AFC West to winning Division in 2010...AFC West title was KC's 1st since 2003...Won career-best 5 straight starts vs. Arizona (11/21) through vs. Tennessee (12/26)...Threw for career-best 469 yards, the 2nd-highest total in KC team history, at Denver (11/14), going 33-for-53 on the day to set a pair of career highs...His 53 attempts without an INT set a Chiefs team record...Had a pair of 4-TD days, at Denver (11/14) and at Seattle (11/23)...Added a rushing TD at Seattle (11/23) en route

KICKOFF
EXECUTIVES
STAFF
COACHES
PLAYERS
ROOKIES
2013 SEASON
RECORDS
PLAYOFF RECORDS
HISTORY
EXTRA POINTS

to being named FedEx Air Player of the Week for his efforts... Named AFC Offensive Player of the Month for November when he went 90-for-144 (62.5%), for 1,111 yards and 12 TDs with 1 INT and a 111.2 passer rating... Had streak of 162 passes without an INT during the season, his career-long and the 3rd-longest in KC team history... Ended season with 6 games of 60.0% and 7 games with passer rating of 100+... Missed lone game of season with appendectomy.

2009 Started 15 games in his 1st season with Chiefs... Led NFL with 10 TDs in 4th-quarter action... Took over reins of a team that went 2-14 in 2008 and led club to 4-11 mark as the starter... Threw for season-high 331 yards vs. Cleveland (12/20)... Posted season-high 124.5 rating at Philadelphia (9/27) and vs. Pittsburgh (11/22)... Had 6 multi-TD passing games.

2008 Pressed into starting duty for final 15 games and led Patriots to a 10-5 mark with club going 11-5 but missing the AFC playoff field... Posted career-highs with 3,693 yards and 63.4% completions... Replaced Tom Brady in the lineup during season opener vs. Kansas City (9/7) when he went down with a knee injury... His 63.4% completion rate ranked 3rd in New England team history and his yardage mark ranked 8th in club records... Started 1st career game and notched 19-10 win at NY Jets (9/14)... Had back-to-back 400+ yard passing days vs. NY Jets (11/13) and at Miami (11/23)... Won final 4 games of season... Had 5 games with passer rating of 100+... Tossed 1st career 4-TD game at Oakland (12/14).

CASSEL'S NFL TOTALS

PASSING

Year	GP/GS	Att.	Comp.	Pct.	Yards	Yds/Att	TD	INT	LG	Sk/Yds	Rating
2005 (NE)	2/0	24	13	54.2	183	7.6	2	1	36	1/1	89.4
2006 (NE)	6/0	8	5	62.5	32	4.0	0	0	10	3/15	70.8
2007 (NE)	6/0	7	4	57.1	38	5.4	0	1	21	0/0	32.7
2008 (NE)	16/15	516	327	63.4	3,693	7.2	21	11	76t	47/219	89.4
2009 (KC)	15/15	493	271	55.0	2,924	5.9	16	16	61	42/243	69.9
2010 (KC)	15/15	450	262	58.2	3,116	6.9	27	7	75t	26/182	93.0
Playoffs	1/1	18	9	50.0	70	3.8	0	3	22	2/14	64.5
2011 (KC)	9/9	269	160	59.5	1,713	6.4	10	9	52t	22/120	76.6
2012 (KC)	9/8	277	161	58.1	1,796	6.5	6	12	46	19/101	66.7
2013 (Minn.)	9/6	254	153	60.2	1,807	7.1	11	9	79t	16/85	81.6
Totals	87/68	2,298	1,356	59.0	15,302	6.7	93	66	79t	176/966	80.5
Playoffs	1/1	18	9	50.0	70	3.8	0	3	22	2/14	64.5

Record as Starter (regular/playoffs): 32-36; 10-5 in 2008, 4-11 in 2009, 10-5/0-1 in 2010, 4-5 in 2011, 1-7 in 2012, 3-3 in 2013.

RUSHING

Year	Att.	Yards	Avg.	LG	TD
2005	6	12	2.0	9	0
2006	2	4	2.0	5	0
2007	4	12	3.0	15t	1
2008	73	270	3.7	19	2
2009	50	189	3.8	13	0
2010	33	125	3.8	23	0
2011	25	99	4.0	11	0
2012	27	145	5.4	21	1
2013	18	57	3.2	12	1
Totals	238	913	3.8	23	5

SINGLE-GAME CAREER HIGHS

Attempts 53 @ Denver, 11/14/10

Completions 33 @ Denver, 11/14/10

Passing Yards 469 @ Denver, 11/14/10

Long Pass 79t @ Baltimore, 12/8/13

Highest QB Rating 138.9 @ Indianapolis, 10/9/11

Passing TDs 4 4 times, last @ Indianapolis, 2011

Interceptions 4 vs. Buffalo, 12/13/09

2007 Played in 6 games during season... Scored 1st career rushing TD vs. Washington (10/28) on a 15-yard run... Part of New England squad that became 1st NFL team to go 16-0 in regular season and fell in Super Bowl XLIII.

2006 Saw time in 6 games... Completed 5-of-8 passes during season... Saw time in all 3 playoff games taking care of holding duties on FGs and PATs.

2005 Played in 2 games during rookie season... Saw action in his 1st career game vs. San Diego (10/2) and completed 1st career pass to RB Patrick Pass for a 3-yard gain... Saw action vs. Miami (1/1/06) and tossed 2 TD passes, his 1st career TD pass going to Tim Dwight... Played in AFC Wild Card game vs. Jacksonville (1/7/06), downing the ball on a kneel down.

COLLEGE Played in 25 career games at USC as a backup to Heisman Trophy winners Carson Palmer and Matt Leinart... Trojans won back-to-back national titles in 2003 and 2004... Saw some time at TE as a junior... Saw action in career-high 10 games as a sophomore... Earned USC's Howard Jones/Football Alumni Club Academic Award for the upperclassman with the highest GPA... Played a season of baseball in 2004, going 0-1 as a starting pitcher for the Trojans.

PREP Standout in football and baseball at Chatsworth, CA High... Helped team win Los Angeles city title in baseball as a senior in 1999 where he played 1B and 3B... Threw for over 2,000 yards as a senior QB with 14 TDs through the air and 11 on the ground.

Rushing Attempts 9 vs. Buffalo, 11/9/08;

..... vs. Miami, 11/6/11

Rushing Yards 62 vs. NY Jets, 11/13/08

Long Rush 23 @ Seattle, 11/28/10

Rushing TDs 1 5 times, last vs. Philadelphia, 12/15/13

CASSEL'S TOUCHDOWNS

GAME	Play
vs. Miami, 1/1/06.....	9 pass to T. Dwight, 9 pass to B. Watson
vs. Washington, 10/28/07.....	15 run
vs. Kansas City, 9/7/08.....	10 pass to R. Moss
vs. Miami, 9/21/08.....	5 pass to J. Gaffney
@ San Francisco, 10/5/08.....	66 pass to R. Moss
vs. Denver, 10/20/08.....	13 pass to R. Moss, 27 pass to R. Moss, 6 pass to W. Welker
vs. St. Louis, 10/26/08.....	15 pass to K. Faulk
vs. Buffalo, 11/9/08.....	13 run
vs. NY Jets, 11/13/08.....	19 pass to J. Gaffney, 10 pass to B. Watson, 16 pass to R. Moss
@ Miami, 11/23/08.....	8 run, 25 pass to R. Moss, 8 pass to R. Moss, 29 pass to R. Moss
@ Seattle, 12/7/08.....	2 pass to B. Watson
@ Oakland, 12/14/08.....	7 pass to K. Faulk, 20 pass to R. Moss, 13 pass to W. Welker, 9 pass to R. Moss
vs. Arizona, 12/21/08.....	15 pass to K. Faulk, 11 pass to W. Welker, 76 pass to R. Moss
vs. Oakland, 9/20/09.....	29 pass to D. Bowe
@ Philadelphia, 9/27/09.....	13 pass to M. Bradley, 9 pass to B. Wade
vs. NY Giants, 10/4/09.....	1 pass to S. Ryan, 2 pass to B. Wade
vs. Dallas, 10/11/09.....	1 pass to M. Vrabel, 16 pass to D. Bowe
vs. San Diego, 10/25/09.....	7 pass to D. Bowe
@ Jacksonville, 11/8/09.....	54 pass to C. Chambers, 5 pass to C. Chambers
vs. Pittsburgh, 11/22/09.....	21 pass to L. Pope, 2 pass to J. Charles
@ San Diego, 11/29/09.....	7 pass to C. Chambers
vs. Cleveland, 12/20/09.....	9 pass to C. Chambers, 12 pass to M. Bradley
@ Cincinnati, 12/27/09.....	20 pass to T. Castille
vs. San Diego, 9/13/10.....	2 pass to T. Moeaki
vs. San Francisco, 9/26/10.....	31 pass to D. McCluster, 45 pass to D. Bowe, 18 pass to T. Moeaki
@ Houston, 10/17/10.....	2 pass to M. Vrabel, 17 pass to D. Bowe, 42 pass to D. Bowe
vs. Jacksonville, 10/24/10.....	53 pass to D. Bowe, 6 pass to Bowe
vs. Buffalo, 10/31/10.....	1 pass to D. Bowe
@ Oakland, 11/7/10.....	11 pass to V. Tucker, 20 pass to D. Bowe
@ Denver, 11/14/10.....	5 pass to J. Charles, 15 pass to D. Bowe, 11 pass to D. Bowe, 22 pass to D. Bowe
vs. Arizona, 11/21/10.....	1 pass to D. Bowe, 38 pass to D. Bowe
@ Seattle, 11/28/10.....	7 pass to D. Bowe, 36 pass to D. Bowe, 9 pass to D. Bowe, 6 pass to T. Moeaki
vs. Denver, 12/5/10.....	2 pass to L. Pope
@ St. Louis, 12/19/10.....	2 pass to L. Pope
vs. Tennessee, 12/26/10.....	14 pass to J. Charles, 5 pass to J. Charles, 75 pass to D. Bowe
vs. Buffalo, 9/11/11.....	6 pass to J. Charles
@ San Diego, 9/25/11.....	4 pass to D. Bowe, 1 pass to L. Pope
vs. Minnesota, 10/2/11.....	52 pass to D. Bowe
@ Indianapolis, 10/9/11.....	41 pass to D. Bowe, 16 pass to S. Breaston, 5 pass to D. Bowe, 11 pass to D. Bowe
vs. San Diego, 10/31/11.....	39 pass to J. Baldwin
vs. Denver, 11/13/11.....	1 pass to L. McClain
vs. Atlanta, 9/9/12.....	22 pass to K. Boss, 5 run
@ Buffalo, 9/16/12.....	33 pass to D. Bowe, 2 pass to D. Bowe
vs. San Diego, 9/30/12.....	13 pass to J. Charles, 29 pass to D. Bowe
vs. Oakland, 10/28/12.....	10 pass to D. McCluster
vs. Pittsburgh, 9/29/13.....	70 pass to G. Jennings, 16 pass to G. Jennings
vs. Carolina, 10/13/13.....	23 pass to K. Rudolph
@ Seattle, 10/17/13.....	21 pass to J. Wright
vs. Chicago, 12/1/13.....	8 pass to G. Jennings
@ Baltimore, 12/8/13.....	8 pass to J. Simpson, 79 pass to C. Patterson
vs. Philadelphia, 12/15/13.....	57 pass to G. Jennings, 6 run, 5 pass to C. Patterson
@ Cincinnati, 12/22/13.....	36 pass to J. Wright
vs. Detroit, 12/29/13.....	8 pass to C. Patterson
Total.....	98 (93 passing, 5 rushing)

TAKE THEM OUT TO THE BALL GAME

Matt Cassel pitched for a season at USC and baseball was a big part of the Cassel family as Matt helped his Northridge, CA team advance to the 1994 Little League World Series. Cassel's older brother, Jack, pitched for the Houston Astros , Cleveland Indians and San Diego Padres. His younger brother, Justin, was a pitcher in the Chicago White Sox organization.



CASSEL'S CAREER GAME-BY-GAME (* starts; scores for games started only)

2005 NEW ENGLAND..... Att.	Comp.	Yards	Pct.	TD	INT	Lg	Sk/Yds	Rating	Rush	Yds	TD	Score
10/2 San Diego 4	2	15	50.0	0	1	12	0/0	19.8	1	-1	0	
1/1/06 .. Miami 20	11	168	55.0	2	0	36	1/1	116.3	5	13	0	
Totals.....24	13	183	54.1	2	1	36	1/1	89.4	6	12	0	
PLAYOFFS												
1/7/06...Jacksonville..... 0	0	0	0.0	0	0	0	0/0	0.0	1	-1	0	
2006 NEW ENGLAND												
10/30 @ Minnesota 0	0	0	0.0	0	0	0	0/0	0.0	1	-1	0	Score
11/19 @ Green Bay 0	0	0	0.0	0	0	0	1/5	0.0	0	0	0	
12/10 @ Miami 3	2	12	66.7	0	0	8	1/4	74.3	0	0	0	
12/17 Houston 4	3	20	75.0	0	0	10	0/0	85.4	0	0	0	
12/24..... @ Jacksonville..... 0	0	0	0.0	0	0	0	0/0	0.0	0	0	0	
12/31 @ Tennessee 1	0	0	0.0	0	0	0	1/6	39.6	1	5	0	
Totals.....8	5	32	62.5	0	0	10	3/15	70.8	2	4	0	
PLAYOFFS												
1/7/07...NY Jets..... 0	0	0	0.0	0	0	0	0/0	0.0	0	0	0	
1/14/07...@ San Diego 0	0	0	0.0	0	0	0	0/0	0.0	0	0	0	
1/21/07... @ Indianapolis..... 0	0	0	0.0	0	0	0	0/0	0.0	0	0	0	
Totals.....0	0	0	0.0	0	0	0	0/0	0.0	0	0	0	
2007 NEW ENGLAND..... Att.												
9/9 @ NY Jets..... 0	0	0	0.0	0	0	0	0/0	0.0	1	0	0	
9/23 Buffalo 0	0	0	0.0	0	0	0	0/0	0.0	0	0	0	
10/1 @ Cincinnati 0	0	0	0.0	0	0	0	0/0	0.0	2	-3	0	
10/21 @ Miami 2	0	0	0.0	0	1	0	0/0	0.0	0	0	0	
10/28 Washington..... 3	2	28	66.7	0	0	21	0/0	96.5	1	15	1	
11/18 @ Buffalo 2	2	10	100.0	0	0	6	0/0	87.5	0	0	0	
Totals.....7	4	38	57.1	0	1	21	0/0	32.7	4	12	1	
2008 NEW ENGLAND												
9/7 Kansas City 18	13	152	72.2	1	0	51	2/16	116.0	4	13	0	
9/14 @ NY Jets* 23	16	165	69.6	0	0	26	4/9	89.9	1	7	0	W 19-10
9/21 Miami* 31	19	131	61.3	1	1	21	4/17	68.1	2	4	0	L 13-38
10/5 @ San Francisco* .. 32	22	259	68.8	1	2	66t	5/26	77.5	4	5	0	W 30-21
10/12 @ San Diego* 28	22	203	57.9	0	1	28	4/10	61.6	7	29	0	L 10-30
10/20.... Denver* 24	18	185	75.0	3	0	29	6/38	136.3	4	1	0	W 41-7
10/26 St. Louis* 33	21	267	63.6	1	2	30	3/17	73.7	7	22	0	W 23-16
11/2 @ Indianapolis* ... 34	25	204	73.5	0	1	20	0/0	76.1	5	20	0	L 15-18
11/9 Buffalo* 32	22	234	68.8	0	0	27	1/8	89.8	9	22	1	W 20-10
11/13 NY Jets* 51	30	400	58.8	3	0	43	3/14	103.4	8	62	0	L 31-34
11/23 @ Miami* 43	30	415	69.8	3	1	64	2/7	114.0	2	14	1	W 48-28
11/30 Pittsburgh* 39	19	169	48.7	0	2	27	5/24	39.4	2	1	0	L 10-33
12/7 @ Seattle* 44	26	268	59.1	1	0	33	3/8	84.3	7	14	0	W 24-21
12/14 @ Oakland* 30	18	218	60.0	4	1	30	3/8	108.1	6	18	0	W 49-26
12/21 Arizona* 36	20	345	55.6	3	0	76t	1/12	116.1	2	19	0	W 47-7
12/28..... @ Buffalo* 8	6	78	75.0	0	0	19	1/5	105.2	3	19	0	W 13-0
Totals.....516	327	3,693	63.4	21	11	76t	47/219	89.4	73	270	2	
2009 KANSAS CITY..... Att.												
9/20 Oakland* 39	24	241	61.5	1	2	29t	2/5	66.3	5	34	0	W 44-24
9/27 @ Philadelphia* ... 18	14	90	77.8	2	0	13t	3/19	124.5	2	-1	0	L 14-34
10/4 NY Giants* 32	15	127	46.9	2	0	43	5/39	78.5	4	25	0	L 16-27
10/11..... Dallas* 41	23	253	56.1	2	0	25	4/21	90.8	4	28	0	L 20-26
10/18..... @ Washington* 31	16	186	51.6	0	0	32	5/28	70.1	6	16	0	W 14-6
10/25 San Diego* 25	10	97	40.0	1	3	24	5/18	25.3	5	24	0	L 7-37
11/8 @ Jacksonville* 39	23	262	59.0	2	0	54t	3/21	96.3	2	3	0	L 21-24
11/15 @ Oakland* 34	19	216	55.9	0	1	41	2/10	62.9	4	-3	0	W 16-10
11/22 Pittsburgh* 30	15	248	50.0	2	0	61	5/34	100.4	1	-1	0	W 27-24
11/29 @ San Diego* 31	19	178	61.3	1	1	49	1/11	74.4	6	22	0	L 14-43
12/6 Denver* 29	10	84	34.5	0	2	16	2/6	14.6	3	17	0	L 13-44
12/13 Buffalo* 43	26	224	60.5	0	4	26	3/15	35.4	2	-6	0	L 10-16

12/20....Cleveland*.....	40	22	331	55.0	2	0	39	1/8	99.1	2	10	0	L 34-41
12/27....@ Cincinnati*.....	37	22	180	59.5	1	2	20t	1/8	58.4	3	21	0	L 10-17
1/3/10....@ Denver*.....	24	13	207	54.2	0	1	50	0/0	65.8	1	0	0	W 44-24
Totals.....	493	271	2,924	55.0	16	16	61	42/243	69.9	50	189	0	


2010 KANSAS CITY.....Att.	Comp.	Yards	Pct.	TD	INT	Lg	Sk/Yds	Rating	Rush	Yds	TD	Score	
9/13.....San Diego*.....	22	10	68	45.5	1	0	16	1/6	68.0	2	4	0	W 21-14
9/19.....@ Cleveland*.....	28	16	176	57.1	0	2	27	1/4	46.1	4	5	0	W 16-14
9/26....San Francisco*.....	27	16	250	59.3	3	1	45t	0/0	111.7	2	7	0	W 31-10
10/10.....@ Indianapolis*.....	29	16	156	55.2	0	0	27	1/8	70.5	1	1	0	L 9-19
10/17....@ Houston*.....	29	20	201	69.0	3	0	42t	1/12	122.9	1	8	0	L 31-35
10/24....Jacksonville*.....	18	13	193	72.2	2	0	53t	1/13	144.0	0	0	0	W 42-20
10/31.....Buffalo*.....	26	14	152	53.8	1	0	31	3/12	84.1	2	13	0	W 13-10
11/7.....@ Oakland*.....	35	20	216	57.1	2	1	23	3/16	82.6	3	14	0	L 20-23(OT)
11/14....@ Denver*.....	53	33	469	62.3	4	0	38	4/36	116.0	2	3	0	L 29-49
11/21....Arizona*.....	24	15	193	62.5	2	0	38t	0/0	115.5	0	0	0	W 31-13
11/28....@ Seattle*.....	32	22	233	68.8	4	0	36t	0/0	129.3	5	28	0	W 42-24
12/5.....Denver*.....	31	17	196	54.8	1	0	21	2/22	84.9	2	5	0	W 10-6
12/19.....@ St. Louis*.....	29	15	184	51.7	1	1	28	3/11	68.8	6	17	0	W 27-13
12/26....Tennessee*.....	34	24	314	70.6	3	0	75t	1/6	128.8	3	20	0	W 34-14
1/2/11....Oakland*.....	33	11	115	33.3	0	2	19	5/46	19.1	0	0	0	L 10-31
Totals.....	450	262	3,116	58.2	27	7	75t	26/182	93.0	33	125	0	

PLAYOFFS													
1/9/11....Baltimore*.....	18	9	70	50.0	0	3	22	2/14	64.5	3	6	0	L 7-30

2011 KANSAS CITY.....Att.	Comp.	Yards	Pct.	TD	INT	Lg	Sk/Yds	Rating	Rush	Yds	TD	Score	
9/11.....Buffalo*.....	36	22	119	61.1	1	1	20	2/14	64.5	0	0	0	L 7-41
9/18.....@ Detroit*.....	22	15	133	68.2	0	3	45	2/17	44.5	0	0	0	L 3-48
9/25....@ San Diego*.....	24	17	176	70.7	2	1	43	1/5	102.1	1	1	0	L 17-20
10/2....Minnesota*.....	29	18	260	62.1	1	0	52t	3/13	102.7	4	20	0	W 22-17
10/9....@ Indianapolis*.....	29	21	257	72.4	4	0	41t	2/15	138.9	5	12	0	W 28-24
10/23....@ Oakland*.....	30	15	161	50.0	0	2	21	0/0	38.3	2	-2	0	W 28-0
10/31.....San Diego*.....	32	19	261	59.4	1	2	39t	3/14	69.9	2	14	0	W 23-20
11/6.....Miami*.....	39	20	253	51.3	0	0	37	5/26	71.8	9	38	0	L 3-31
11/13.....Denver*.....	28	13	93	46.4	1	0	15	4/16	66.5	2	16	0	L 10-17
Totals.....	269	160	1,713	59.5	10	9	52t	22/120	76.6	25	99	0	

2012 KANSAS CITY.....Att.	Comp.	Yards	Pct.	TD	INT	Lg	Sk/Yds	Rating	Rush	Yds	TD	Score	
9/9.....Atlanta*.....	33	21	258	63.6	1	2	24	3/17	72.5	4	20	1	L 24-40
9/16.....@ Buffalo*.....	42	23	301	54.8	2	1	33t	5/29	83.5	2	25	0	L 17-35
9/23.....@ New Orleans*.....	44	26	248	59.1	0	1	20	3/11	65.3	1	2	0	W 27-24
9/30.....San Diego*.....	42	24	251	57.1	2	3	29t	2/17	60.7	0	0	0	L 20-37
10/7.....Baltimore*.....	15	9	92	60.0	0	2	26	0/0	38.1	4	14	0	L 6-9
10/28....Oakland.....	30	20	218	66.7	1	1	46	2/15	85.1	7	35	0	
11/1.....@ San Diego*.....	29	19	181	65.5	0	1	22	1/5	68.3	6	37	0	L 13-31
11/12.....@ Pittsburgh*.....	26	11	154	42.3	0	1	38	2/6	46.0	2	12	0	L 13-16
11/18.....Cincinnati*.....	16	8	93	50.0	0	0	26	1/1	68.0	1	0	0	L 6-28
Totals.....	277	161	1,796	58.1	6	12	46	19/101	66.7	27	145	1	

2013 MINNESOTA.....Att.	Comp.	Yards	Pct.	TD	INT	Lg	Sk/Yds	Rating	Rush	Yds	TD	Score	
9/29....vs. Pittsburgh*.....	25	16	248	64.0	2	0	70t	1/0	123.4	2	5	0	W 34-27
9/13.....vs. Carolina*.....	44	32	241	72.7	1	2	23t	3/26	74.1	2	7	0	L 10-35
11/7.....vs. Washington.....	6	4	47	66.6	0	0	25	0/0	90.3	1	-1	0	
11/17.....@ Seattle.....	13	5	78	38.4	1	1	30	0/0	52.7	0	0	0	
12/1.....vs. Chicago.....	33	20	243	60.6	1	1	24	2/9	80.7	1	0	0	
12/8.....@ Baltimore*.....	38	17	265	44.7	2	0	79t	0/0	86.0	2	6	0	L 26-29
12/15....vs. Philadelphia*.....	35	26	382	74.2	2	1	57t	3/12	116.6	3	19	1	W 48-30
12/22.....@ Cincinnati*.....	27	13	114	48.1	1	3	36t	4/20	32.6	3	16	0	L 14-42
12/29....vs. Detroit*.....	33	20	189	60.6	1	1	23	3/18	73.9	4	5	0	W 14-13
Totals.....	254	153	1,807	60.2	11	9	79t	16/85	81.6	18	57	1	



AUDIE COLE #57

POSITION: Linebacker
HEIGHT/WEIGHT: 6-5/239
DOB: 6-1-89
HOMETOWN: Monroe, MI

COLLEGE: North Carolina State
ACQUIRED: 7th (210) for 2012
NFL SEASON: 3
VIKINGS SEASON: 3

GAMES/STARTS (regular season, playoffs)

2012 (5/0, 1/0), 2013 (13/5). **Total-** 18/5, 1/0.

- Was a Golden Gloves boxer during his youth.
- Was released midseason in 2013 before being re-signed and claiming the starting MLB spot. Cole had 18 tackles, the most among Vikings in 2013, in his 1st career start at GB (11/24/13) and sacked QB Scott Tolzien on the 1st play of the game.

OFF THE FIELD Cut his trademark long hair during 2013 offseason and donated to charity program benefitting youth fighting cancer- Children With Hair Loss- in Michigan...Took part in 2013 Minnesota Governor's Fishing Opener weekend activities in Park Rapids, MN, helping youth get involved in outdoor activities and helping promote outdoors programs through Minnesota Department of Natural Resources...Graduated in 2011 with a parks, recreation and tourism degree...A Golden Gloves winner in boxing...Enjoys waterfowl and deer hunting along with walleye fishing...Avid movie buff.

PRO Continued to improve and started 5 games in 2013 after playing in 5 as a rookie in 2012...Appeared in 18 games while starting 5 in his 1st 2 seasons...Was released on 11/7/13 prior to the Washington game and re-signed after clearing waivers on 11/9/13...Made his 1st career start at Green Bay (11/24/13) and had 1st sack when he led team with season-best 18 tackles, 2 TFLs and 1.0 sack...Lowest-drafted Viking to make the 53-man roster in 2012...Selected #210 overall in 2012 by the Vikings...First NC State LB ever drafted by the Vikings...Selected in 7th round (#210) by Vikings in 2012.

2013 Appeared in 13 games while starting 5... Was released on 11/7 prior to the Washington game and re-signed after clearing waivers on 11/9...Played mainly on special teams until his 1st career start at Green Bay (11/24) when he had a team season-

best 18 tackles, 2 TFLs and 1.0 sack...Registered 12 tackles at Chicago (12/1) and at Baltimore (12/8)...Totaled 49 tackles, 3.0 TFLs, 1.0 sack and 3 PBUs in limited time...Also added 3 special teams tackles...Was injured at Cincinnati (12/22) and placed on IR on 12/27.

2012 Earned spot on special teams as a rookie...Saw time in 5 regular season games and in the Wild Card playoff contest at Green Bay (1/5/13)...Made NFL debut vs. San Francisco (9/23)...A longshot to make the team as a 7th-round draft pick, he cracked the 53-man roster with a strong preseason performance, returning a pair of INTs for TDs against Buffalo on back-to-back defensive plays.

COLLEGE Finished his career at N.C. State ranked 12th in school history with 328 tackles...His 32.5 TFLs rank 13th and his 15 sacks rank him 10th in school history...Led the team in tackles in his final 3 seasons at State...A semi-finalist for the 2011 Butkus Award after he led the team with 132 tackles...Started every game at MLB in 2011 after moving to the position during spring drills...Recorded a career-high 16 tackles at Cincinnati and vs. Georgia Tech in 2011...Tied for the team lead in tackles with 97 in 2010 and led the defense with 809 snaps from scrimmage...Led the team with 12 tackles and nabbed his 1st INT at Central Florida in 2010 and was named ACC Defensive Back of the Week by the league for his performance...Team's leading tackler in 2009 with 85 stops...Started all 12 games in 2009...Recipient of the team's Al Michaels Award for selfless play...Redshirted in 2007.

PREP Attended Monroe HS in Monroe, MI where he played QB, S and LB...Threw for 3,285 yards and 23 TDs in his career...Named All-League as a senior...Three-year starter at QB and played defense as a senior...Lettered in baseball and basketball, in addition to football.

COLE'S NFL TOTALS

Year	GP/GS	Tackles			Sacks	INTs	PBU	TFL	QBH	FF/FR	Special Teams
		Solo	Asst.	Total							
2012 (Minn).....	5/0	0	0	0	0.0	0	0	0	0/0	0	
Playoffs.....	1/0	0	0	0	0.0	0	0	0	0/0	0	
2013 (Minn).....	13/5	33	16	49	1.0	0	3	3	6	1/0	4
Totals.....	18/5	33	16	49	1.0	0	3	3	6	1/0	4
Playoffs.....	1/0	0	0	0	0	0	0	0	0/0	0	

SINGLE-GAME CAREER HIGHS

- Tackles.....18..... @ Green Bay, 11/24/13
- Solos.....13..... @ Green Bay, 11/24/13
- Pass Defensed.....2..... vs. Chicago, 12/1/13
- Tackle for Loss.....2..... @ Green Bay, 11/24/13
- Sack.....1.0..... @ Green Bay, 11/24/13
- Forced Fumbles.....1..... vs. Chicago, 12/1/13
- Special Teams Tackles.....1..... 4 times, last @ Baltimore 12/8/13

COLE'S SACK		
GAME	QB	SACK
at Green Bay, 11/24/13.....	Scott Tolzien.....	1.0
Total.....		1.0

KICKOFF
EXECUTIVES
STAFF
COACHES
PLAYERS
ROOKIES
2013 SEASON
RECORDS
PLAYOFF RECORDS
HISTORY
EXTRA POINTS



KURT COLEMAN #20

POSITION: Safety
HEIGHT/WEIGHT: 5-11/200
DOB: 7-1-88
HOMETOWN: Clayton, OH

COLLEGE: Ohio State
ACQUIRED: UFA (Phil) for 2014
NFL SEASON: 5
VIKINGS SEASON: 1

GAMES/STARTS (regular season, playoffs)

2010 (15/2, 1/1-Phil), 2011 (15/13-Phil), 2012 (14/14-Phil), 2013 (15/0, 1/0-Phil). **Total-** 59/29, 2/1 (59/29, 2/1-Phil).

- Became 1st Eagles player to have 3-INT day since 1966 when he snared 3 INTs off Rex Grossman at Washington (10/16/11).
- Started 2 games and a playoff contest as a rookie in 2010.
- Father, Ron, is a cancer survivor and Kurt has been active with cancer charities.

OFF THE FIELD Earned degree in exercise science at OSU... Married to Laura, the couple has a daughter, Kyla... Active with cancer charities and has a personal stake in the fight after his father, Ron, battled cancer during Kurt's college football career but survived the experience after surgery and extensive chemotherapy... Kurt experienced tragedy during his freshman season in 2006 when he tackled WR Tyson Gentry during spring practice and Gentry was paralyzed on the play. Coleman nearly gave up the game before Gentry forgave him and encouraged him to continue playing despite the accident... Father, Ron, is an assistant principal at Stebbins High in Dayton, OH... Enjoys speaking to youngsters about motivation and spirituality... Works through his foundation- Coleman 4 a Cure- to help fund cancer research.

HONORS Named **NFC Defensive Player of the Week** at Washington (10/16/11).

PRO Comes to Minnesota with 29 career starts under his belt and playoff experience... Had career-best 105 tackles in 2012 when he started career-high 14 games... Started NFC Wild Card Playoff game vs. Green Bay as a rookie in 2010... Had career-best 3-INT game at Washington (10/16/11), becoming the 1st Eagles player to snare 3 picks in a game since 1966... Grabbed 1st career INT off Donovan McNabb at Washington in 2010, the former Eagles QB's 1st game against his old team... Originally entered

NFL as a 7th-round (#244) pick by Eagles in 2010.

2013 Played in 15 games during regular season and NFC Wild Card playoffs vs. New Orleans... Missed 1 game with hamstring injury vs. Chicago (12/22)... Notched season-high 3 tackles vs. Washington (11/17).

2012 Started all 14 games he played... The 14 starts is a career-high... Ranked 2nd on team with career-high 105 tackles... Had both INTs for the season at Cleveland (9/9) in the season opener... Snared 1 of the 2 INTs in the end zone during 17-16 Eagles win... Had season-best 13 tackles and a FF vs. Atlanta (10/28).

2011 Became full-time starter, opening 13 games and playing in 15... Led team with 4 INTs, 3 coming in game at Washington (10/16)... Had a pair of career-high 14-tackle games, vs. Chicago (11/7) and vs. New England (11/27)... Posted career-long 35-yard INT return at Miami (12/11)... Went on injured reserve for the season finale with biceps injury.

2010 Saw action in 15 games and made 1st career start at Washington (11/15)... Started vs. Minnesota (12/28) in game postponed by weather from Sunday night to Tuesday night, the only Tuesday game in Vikings history... Snared 1st career INT at Washington (11/15).

COLLEGE Started 35 of his 49 career games... Team captain as a senior and voted by teammates as MVP as a senior in 2009... Named 1st-Team All-Big Ten in 2009 and 2nd-Team in 2008... Ended career with 219 tackles and 9 INTs... Played in national title game in 2006 and 2007 against Florida and LSU... Capped career with Rose Bowl win over Oregon as a senior.

PREP Named All-Ohio as a junior and senior at Northmont High in Clayton... Standout DB and WR... Earned all-conference as a CF in baseball... Graduated a semester early to enroll at Ohio State.

COLEMAN'S NFL TOTALS

Year	GP/GS	Tackles		Sacks	INTs	PBU	TFL	QBH	FF/FR	Special Teams	
		Solo	Asst.								
2010 (Phil)	15/2	19	9	28	0.0	1 (7)	3	--	2	0/0	12
Playoffs	1/1	8	0	8	0.0	0	0	--	0	0/0	0
2011 (Phil)	15/13	68	28	96	0.0	4 (60)	4	--	2	1/0	9
2012 (Phil)	14/14	73	32	105	0.0	2 (13)	2	--	0	1/0	4
2013 (Phil)	15/0	4	6	10	0.0	0	0	--	0	1/0	9
Playoffs	1/0	0	0	0	0.0	0	0	--	0	0/0	1
Totals	59/29	164	75	239	0.0	7 (80)	9	--	4	3/0	34
Playoffs	2/1	8	0	8	0.0	0	0	--	0	0/0	1

SINGLE-GAME CAREER HIGHS

Tackles..... 14..... vs. Chi., 11/7/11; vs NE, 11/27/11
 Solos..... 12..... vs. Chicago, 11/7/11
 Interceptions..... 3..... @ Washington, 10/16/11
 Long INT Return..... 35..... @ Miami, 12/11/11
 Forced Fumble..... 1..... 3 times, last vs. Wash., 11/7/13

COLEMAN'S INTERCEPTIONS

GAME	QB	INT
at Washington, 11/15/10	Donovan McNabb	1 (7)
at Washington, 10/16/11	Rex Grossman	3 (25)
at Miami, 12/11/11	Matt Moore	1 (35)
at Cleveland, 9/9/12	Brandon Weeden	2 (13)
Total		7 (80)



JOSH COOPER #11

POSITION: Wide Receiver
HEIGHT/WEIGHT: 5-11/185
DOB: 1-8-89
HOMETOWN: Mustang, OK

COLLEGE: Oklahoma State
ACQUIRED: UFA (Clev) for 2014
NFL SEASON: 3
VIKINGS SEASON: 1

GAMES/STARTS (regular season, playoffs)

2012 (6/0-Clev), 2013 (5/0-Clev). **Total-** 11/0 (11/0-Clev).

- Joined Vikings as a free agent in time for 2014 mandatory mini camp in June.
- Played in Norv Turner's offense during 2013 season with Cleveland where he had 9 catches in final 2 games.

OFF THE FIELD

Majored in business management at OSU... Musically inclined, has taken up playing guitar...An avid golfer... Enjoys hunting in his free time, especially waterfowl hunting.

PRO

Joined Vikings as a free agent following his release by Cleveland in spring 2014...Joined Vikings on 6/13/14 and participated in mandatory mini camp the following week...Spent time on Browns practice squad in 2012 as a rookie for opening 5 weeks of the season and again in 2013 for 5 weeks at mid-season...Played in 1st career NFL game and caught 1st career passes against Mike Zimmer's Bengals in win vs. Cincinnati (10/14/12), hauling in a career-long 28 yarder from Brandon Weeden for 1st reception...Originally joined Cleveland as a rookie free agent in 2012, signing on 5/9/12.

2013

Notched career high with 5 catches in season finale at Pittsburgh (12/29)...Had 9 catches in the final 2 games of the season, pulling in 4 for 26 yards at NY Jets (12/22)...Played in season opener vs. Miami (9/8) before a 3-game stretch when he did not play and was waived from team on 9/30...Joined Cleveland practice squad on 10/7 and spent 5 weeks there

COOPER'S NFL TOTALS

Year	GP/GS	RECEIVING					TD
		No.	Yds.	Avg.	Lg		
2012 (Clev)	6/0	8	106	13.3	28	0	
2013 (Clev)	5/0	9	60	6.7	16	0	
Total	11/0	17	166	9.7	28	0	

SINGLE-GAME CAREER HIGHS

Receptions.....5..... at Pittsburgh, 12/29/13
 Receiving Yards53..... at Indianapolis, 10/21/12
 Long Reception 28..... vs. Cincinnati, 10/14/12

COOPER'S CAREER GAME-BY-GAME

2012	CLEVELAND	No.	Yards	Avg.	Long	TD
10/14	Cincinnati	2	39	19.5	28	0
10/21	@ Indianapolis	4	53	13.3	14	0
11/18	@ Dallas	1	6	6.0	6	0
12/30	@ Pittsburgh	1	8	8.0	8	0
Totals	GP/GS: 6/0	8	106	13.3	28	0
2013	CLEVELAND	No.	Yards	Avg.	Long	TD
12/22	@ NY Jets	4	26	6.5	11	0
12/29	@ Pittsburgh	5	34	6.8	16	0
Totals	GP/GS: 5/0	9	60	6.7	16	0

before moving back to 53-man roster on 11/20 to play in 4 of the final 6 games...Caught 1st passes of the season at NY Jets (12/22), including a 5-yarder on fourth-and-2 that extended Browns drive and resulted in a FG.

2012

Started season on practice squad for opening 5 weeks before moving to 53-man roster...Played in 1st career game and caught 2 passes, including a career-long 28-yarder vs. Cincinnati (10/14) from QB Brandon Weeden...Had career-best 53 yards in a game at Indianapolis (10/21) on 4 catches, all 4 of which went for a 1st down...Played in 6 games in the final 11 weeks...Originally joined team as a rookie free agent on 5/9.

COLLEGE

Saw action in 46 career games as OSU climbed back to national prominence, capping college career with a Fiesta Bowl win over Stanford in his final game as a Cowboy...As a junior and senior had 68 and 71 receptions respectively, good for the 9th and 10th-best single season reception marks in Cowboys history...Had a 13-catch game against Iowa State that ranks tied for the 2nd-best in school history...Served as full-time punt returner for OSU as a junior and senior...Ended collegiate career with 1,695 yards on 161 receptions.

PREP

Standout in all phases at Mustang High in Mustang, OK...Played WR, DB, KR, PR and booted FGs...Consensus 1st-Team All-State...Helped team to state runner-up honors as a junior...Ranked the 10th-best prospect in Oklahoma by Rivals... Played soccer and basketball.



DEREK COX #37

POSITION: Cornerback
HEIGHT/WEIGHT: 6-1/195
DOB: 9-22-86
HOMETOWN: Greenville, NC

COLLEGE: William & Mary
ACQUIRED: UFA (SD) for 2014
NFL SEASON: 6
VIKINGS SEASON: 1

GAMES/STARTS (regular season, playoffs)

2009 (16/16-Jax), 2010 (13/11-Jax), 2011 (6/6-Jax), 2012 (12/11-Jax), 2013 (16/11-SD). **Total-** 63/55 (47/44- Jax, 16/11-SD).

- Most veteran Vikings DB with 55 career starts under his belt.
- Tied for 2nd among NFL rookies in 2009 with 4 INTs and led Jacksonville in picks 3 times during his 4 years with Jaguars-2009, 2010, 2012 with 4 INTs each season.

OFF THE FIELD

Earned degree in business administration/marketing from William and Mary...Participated in NFL Business Management and Entrepreneurial Program at Penn's Wharton School in 2013...Served in an externship program in February 2014 at the US House of Representatives with Congresswoman Robin Kelly from Illinois...Wife, Julie, is a graduate of George Mason University School of Law...Couple had a son, Asa, in April 2014...Family includes 2 dogs- George and Rambo...Active with food banks and prostate cancer awareness...Is the youngest of 5 children and as a fraternal twin sister, Shanno...Has sister Alisha and brothers Lyman III and Travis, who played football at East Carolina...Father served in the US Navy and reserves for 19 years...Parents, Lyman II and Claudette, have been married 45 years.

PRO

Comes to Minnesota in 2014 after spending 2013 with San Diego where he was a free agent pickup from Jacksonville... During Jacksonville career he led team in INTs with 4 in 3 of his 4 seasons with the club...During his 4 seasons with Jaguars his 12 INTs was double that of his closest teammate...Played under Jags head coaches who had both played for the Vikings- Jack Del Rio and Mike Mularkey.

2013

Started opening 11 games of season and saw action in all 16 regular season contests...Helped 9-7 Chargers advance to playoffs, going 1-1 with Wild Card win over Cincinnati on the road before losing at Denver in Divisional Round to end the season...Played against Mike Zimmer's Bengals in playoff win, the final game Zimmer coached with Cincinnati before taking the Vikings head coaching job...Saw time as a sub in both playoff games, the 1st post-season action of his career...Spent season with San Diego after joining club as a free agent pickup from Jacksonville...Snared INT off Colts QB Andrew Luck vs. Indianapolis (10/14)...Notched season-best 7 tackles in season opener vs. Houston (9/9)...Ranked tied for 3rd among Chargers DBs with 6 PD on season.

GRAND THEFT INT

The Vikings picked up a trio DBs via free agency in 2014 that have a nose for the ball, led by 6th-year CB Derek Cox, whose 13 career INTs are the most by any current Viking. Joined in the new-look backfield by CB Captain Munnerlyn and S Kurt Coleman, the unit will benefit from a new scheme implemented by defensive-minded Head Coach Mike Zimmer.

CAREER INTs BY CURRENT VIKINGS

PLAYER	INTs
Derek Cox, CB*	13
Chad Greenway, LB	9
Captain Munnerlyn, CB*	7
Kurt Coleman, S*	7
Harrison Smith, S	5

*- 2014 Vikings free agent acquisition

2012 Started 11 of the 12 games he played in final season with Jacksonville...Tied career-high with 4 INTs and notched career-best 16 PDs...Had INTs in consecutive games vs. Chicago (10/7) and at Oakland (10/21)...Had best game as a pro at Houston (11/18), posting career-best 15 tackles with 14 solo and added an INT...Forced a fumble vs. NY Jets (12/9).

2011 Battled injuries throughout the season before going on injured reserve to end the year on 11/25 with knee injury suffered at Cleveland (11/20)...Started the 6 games he played in during the season and still had 10 PDs...Ended season with 16 tackles.

2010 Started 11 of his 13 games...Led team with 4 INTs... Had career-high 2 INTs at Dallas (10/31) to tie a Jaguars team record, returning 1 of the picks 14 yards...Had 52 tackles on the season...Posted season-high 9 tackles at Cleveland (11/21).

2009 Made immediate impact as a rookie, snaring an INT off Peyton Manning at Indianapolis (9/13) in the end zone in his 1st series of his 1st NFL game and on the 2nd series recovered a Joseph Addai fumble...Led team with 4 INTs...Became only 2nd Jags rookie CB to start a season opener and started all 16 games...2nd in the NFL among rookie defenders with 4 INTs.

COLLEGE

A 2-time team captain...At the time of his selection in the 3rd round, he was the 2nd-highest drafted William and Mary player in school history...Scored 4 TDs as a senior, 2 INTs and 2 PRs...Named 2nd-Team All-CAA as a senior and 3rd-Team as a junior...Ended college career with 9 INTs.

PREP

Helped lead Rose High in Greenville, NC to state title in Class 4A football as a senior in 2003 at WR/DB and return man...Played CF on state-champion baseball team.



While working an externship at the US House of Representatives in 2014, Derek Cox had the chance to meet Rep. Walter Jones, who serves Derek and his family in North Carolina.

COX'S NFL TOTALS


Year	GP/GS	Tackles			Sacks	INTs	PBU	TFL	QBH	FF/FR	Special
		Solo	Asst.	Total							Teams
2009 (Jax)	16/16	56	20	76	0.0	4 (6)	7	0.0	0	0/1	0
2010 (Jax)	13/11	36	16	52	0.0	4 (14)	9	1.0	0	0/0	1
2011 (Jax)	6/6	12	4	16	0.0	0	10	0.0	0	0/0	0
2012 (Jax)	12/11	49	10	59	0.0	4 (18)	16	3.0	0	1/0	0
2013 (SD)	16/11	35	4	39	0.0	1 (2)	6	0	0	0/0	0
Playoffs	2/0	0	0	0	0.0	0	0	0	0	0/0	0
Totals	63/55	188	54	242	0.0	13 (40)	48	4.0	0	1/1	1
Playoffs	2/0	0	0	0	0.0	0	0	0	0	0/0	0

SINGLE-GAME CAREER HIGHS

Tackles.....15..... @ Houston, 11/18/12
 Solos.....14..... @ Houston, 11/18/12
 Interceptions.....2..... Dallas, 10/31/10
 Fumble Recovery.....1..... @ Indianapolis, 9/13/09
 Forced Fumble.....1..... vs. NY Jets, 12/9/12
 Passes Defended.....3..... last vs. New England, 12/23/12

COX'S INTERCEPTIONS

GAME	QB	INT
at Indianapolis, 9/13/09	Peyton Manning	1 (0)
vs. Tennessee, 10/4/09	Kerry Collins	1 (0)
vs. Miami, 12/13/09	Chad Henne	1 (6)
at Cleveland, 1/3/10	Derek Anderson	1 (0)
at Dallas, 10/31/10	Jon Kitna	2 (14)
at Tennessee, 12/5/10	Kerry Collins	1 (0)
Washington, 12/26/10	Rex Grossman	1 (0)
vs. Chicago, 10/7/12	Jay Cutler	1 (0)
at Oakland, 10/21/12	Carson Palmer	1 (2)
at Houston, 11/18/12	Matt Schaub	1 (16)
vs. New England, 12/23/12	Tom Brady	1 (0)
vs. Indianapolis, 10/14/13	Andrew Luck	1 (2)
Total		13 (40)



LARRY DEAN #51

POSITION: Linebacker
HEIGHT/WEIGHT: 6-0/226
DOB: 8-7-88
HOMETOWN: Tifton, GA

COLLEGE: Valdosta State
ACQUIRED: Rookie FA for 2011
NFL SEASON: 4
VIKINGS SEASON: 4

GAMES/STARTS (regular season, playoffs)

2011 (16/0), 2012 (16/0, 1/0), 2013 (16/0). **Total:** 48-0, 1/0.

- Has not missed a game in his opening 3 seasons and ranked 2nd on club in special teams tackles in 2013.
- Broke the Valdosta State career tackles record held by former Blazer star and NFL standout Jessie Tuggle.

OFF THE FIELD Majored in criminal justice, earning his degree in the summer of 2011, just days before joining Vikings at training camp...Active in Vikings community relations visits to schools and hospitals...Hosts annual "Back To School" camp in Tifton, GA before leaving for Vikings training camp.

PRO Has carved out a role as the Vikings special teams ace for the last 3 seasons...Has not missed a game in his opening 3 seasons...Made biggest impact among the Vikings rookie free agents in 2011...Ranked 4th on team with 14 special teams tackles and played in all 16 games...The lone Vikings rookie free agent to earn a spot on the 53-man roster entering Week 1 preparation for season opener at San Diego.

2013 Appeared in all 16 games for the 3rd consecutive season...Was a leader on special teams recording a career-high 18 special teams tackles, ranking 2nd on team behind Robert Blanton's 19...Had a career-high 4 special teams tackles at Baltimore (12/8).

2012 Saw action in all 16 games and the Wild Card playoff game...Ranked 2nd on team with 15 special teams stops...Had 2 special teams tackles in 5 separate games during the season.

2011 Was 1-of-2 Vikings rookies in 2011 to play in all 16 games...Made biggest impact by the Vikings rookie free agents in 2011...Ranked 4th on team with 14 special teams tackles...Saw 1st career action on defense at Chicago (10/16) and notched a tackle...Posted 7 special teams tackles in the opening 4 games of the season, including season-best 3 in the season opener at San Diego (9/11).

COLLEGE Started in all 47 career games he played...Consensus All-American as a senior...Earned Daktronics National Defensive Player of the Year honors...Left VSU as the school record holder in tackles with 368 and set the Gulf South Conference record in career tackles...Named Gulf South Defensive Player of the Year...Helped Valdosta win 2007 Division II national title.


PREP Standout at Tift County High in Tifton, GA was twice named Region 1-A AAAA Defensive Player of the Year...Helped basketball team make state tournament.

DEAN'S NFL TOTALS

Year	GP/GS	Tackles			Sacks	INTs	PBU	TFL	QBH	FF/FR	Special
		Solo	Asst.	Total							Teams
2011 (Minn)	16/0	1	0	1	0.0	0	0	0.0	0	0/0	14
2012 (Minn).....	16/0	0	1	1	0.0	0	0	0.0	0	0/0	15
Playoffs.....	1/0	0	0	0	0.0	0	0	0.0	0	0/0	1
2013 (Minn).....	16/0	1	1	2	0.0	0	0	0.0	0	1/1	18
Totals.....	48/0	2	2	4	0.0	0	0	0.0	0	1/1	47
Playoffs.....	1/0	0	0	0	0.0	0	0	0.0	0	0/0	1

SINGLE-GAME CAREER HIGHS

Special Teams Tackles 4 @ Baltimore, 12/1/13
 Tackles.....1..... 4 times, last vs. Chicago, 12/1/13
 Fumble Recoveries1..... vs. Cleveland, 9/22/13
 Forced Fumbles.....1..... @ New York Giants, 10/21/13



DOM DeCICCO #49

POSITION: Linebacker
HEIGHT/WEIGHT: 6-3/235
DOB: 9-11-88
HOMETOWN: Jefferson Hills, PA

COLLEGE: Pittsburgh
ACQUIRED: FA for 2014
NFL SEASON: 3
VIKINGS SEASON: 1

GAMES/STARTS (regular season, playoffs)

2011 (16/0-CHI), 2012 (4/0-CHI), 2013 (0/0-TB). **Total-** 20/0 (20/0-CHI)

- Signed with Chicago as an undrafted free agent on 7/26/11 where he played in all 16 games in 2011 and 4 games in 2012, totaling 12 special team tackles.
- Attended training camp with Tampa Bay in 2013, where he played in 3 preseason games.

OFF THE FIELD Returned to Pittsburgh during time away from football and earned degree in communications with a minor in computer sciences...Theme park enthusiast, enjoys riding some of the fastest roller coasters in the country.

PRO Provides depth to the Vikings LB corps and on special teams after spending 2 seasons with the Bears as a special teams contributor...Has played in 20 NFL games, including all 16 games during the 2011 season and 4 games for Chicago during the 2012 campaign...Teammates with DE Corey Wootton in Chicago during the 2011-12 seasons...Has recorded 12 career special teams tackles...Despite playing the Vikings 3 times, DeCicco hasn't recorded a tackle against his current team.

2013 Played in 3 preseason games for Tampa Bay before being released on 8/31...Joined Buccaneers during training camp on 7/31.

2012 Appeared in the final 4 games for Chicago after signing with the Bears for the 2nd time on 12/4...Spent 2012 training camp with Bears before being released on 8/29.

2011 Played in all 16 games for the Bears, recording 12 special teams tackles including 11 solos...Recorded 4 multiple tackle games, helping the Bears to an 8-8 record.

COLLEGE Played 4 seasons at Pittsburgh from 2007-10, where he spent time with Vikings QB coach Scott Turner...Had 37 starts in 49 career collegiate games...2010 Big East 1st-Team as a DB...As a senior led the Panthers with 66 solo tackles and 94 total tackles...In 2010, tied a team-best 5 INTs...Appeared in 3 bowl games for the Panthers including wins over North Carolina (Meineke Car Care, 2011) and Kentucky (BBVA Compass Bowl, 2010) and a loss to Oregon State in 2008.

PREP A 3-year starter on both sides of the ball for Thomas Jefferson High (Jefferson Hills, PA)...Switched from WR to QB for his senior season and was a 1,000-yard rusher and passer...Had 17 career INTs...Led team to the WPIAL Class AAA championship and the semifinals of the PIAA playoffs with a 14-1 record his senior year...In his 3 seasons as a starter, Thomas Jefferson went a combined 39-5 with 2 WPIAL titles and a PIAA Class AAA championship his sophomore year...Named Associated Press Pennsylvania Class AAA 2nd-Team All-State as a senior...Was also a 4-year letter winner on the hardwood, scoring over 1,000 career points.

DeCICCO'S NFL TOTALS

Year	GP/GS	Tackles			Sacks	INTs	PBU	TFL	QBH	FF/FR	Special
		Solo	Asst.	Total							Teams
2011 (Chi)	16/0	0	0	0	0.0	0	0	0.0	0	0/0	12
2012 (Chi).....	4/0	0	0	0	0.0	0	0	0.0	0	0/0	0
2013 (TB).....	0/0	0	0	0	0.0	0	0	0.0	0	0/0	0
Totals.....	20/0	0	0	0	0.0	0	0	0.0	0	0/0	12

SINGLE-GAME CAREER HIGHS

Special Teams Tackles2..... 4 times; last vs. KC, 12/4/11



VLADIMIR DUCASSE #62

POSITION: Guard
HEIGHT/WEIGHT: 6-5/325
DOB: 10-15-87
HOMETOWN: Stamford, CT

COLLEGE: Massachusetts
ACQUIRED: UFA (NY) for 2014
NFL SEASON: 5
VIKINGS SEASON: 1

GAMES/STARTS (regular season, playoffs)

2010 (2/0, 1/0-NY), 2011 (16/1-NY), 2012 (16/0-NY), 2013 (16/4-NY). **Total-** 50/5, 1/0 (50/5, 1/0-NY).

- Native of Haiti, moved to the United States at age 15.
- Originally a 2nd-round draft pick by NY Jets in 2010.

OFF THE FIELD Majored in African-American studies...Born in Port-Au-Prince, Haiti before moving to Connecticut with his brother, Macarthur, in 2002 to live with aunt and uncle, Virginia and Lezanoro Ducasse...Father, Delinois, still lives in Haiti.

PRO Former 2nd-round draft pick by NY Jets in 2010...Has played in all 48 games over the past 3 seasons...Started career-best 4 games in 2013...Has 5 career starts to his credit...Part of Jets squad that advanced to the AFC Championship game against Pittsburgh as a rookie...Started 1st career game vs. Kansas City (12/11/11) when team opened with an extra lineman...Originally selected in 2nd round (#61) in 2010.

2013 Appeared in all 16 games for the 3rd straight season...Started opening 4 games of the season at LG...Helped squad go 8-8...Jets ranked #6 in NFL in rushing yards per game at 134.9...His best performance of the season came vs. Buffalo (9/22) when Bilal Powell ran for 149 yards, Santonio Holmes (154) and Stephen Hill (108) each had 100+ receiving yards and QB Geno Smith threw for season-high 331 yards...Served as backup and on special teams for final 12 games of season.

2012 Played in all 16 games as reserve and on special teams...Helped RB Shonn Greene run for 100+ yards in a pair of games, vs. Indianapolis (10/14) and vs. Arizona (12/2), including Greene's career-high 161 yards and career-high-matching 3 rushing TDs.

2011 Played in all 16 games for the 1st time in his career...Started 1st career game vs. Kansas City (12/11) when team opened with an extra offensive lineman, he lined up as a TE.

2010 Saw action in 2 regular season games and 1 playoff contest as a rookie...Made NFL debut at Buffalo (10/3)...Played extensively at G when Brandon Moore left game with injury vs. Buffalo (1/2/11) in regular season finale when fellow rookie Joe McKnight ran for his 1st career 100+ game, notching 158 yards on 32 carries...Jets went 11-5 in regular season to earn Wild Card Playoff berth...Was inactive for Wild Card win at Indianapolis...Played in Divisional Round game at New England (1/16)...Active but did not play in AFC Championship Game at Pittsburgh.

COLLEGE Full-time starter at LT in his junior and senior seasons at UMass...Named 1st-Team All-America by AP as a senior...Named 1st-Team All-CAA as a junior and senior...Played alongside fellow lineman Josh Samuda, who is now a Vikings teammate.

PREP Started 20 straight games at Stamford, CT...Earned spot in Governor's Cup All-Star Game vs. Rhode Island All-Stars...Named 1st-Team All-Fairfield County...Lettered in track and basketball...Earned league title in discus and runner-up in shot put.

EXPANSION VIKINGS LAND 36 VETS TO START CLUB

From the 1961 Vikings Press, Radio and TV Guide, the following explanation described the Vikings 1961 expansion draft additions that would lay the personnel groundwork of the team:

In an effort to assist the Vikings in stocking the nucleus of a playing roster, the National Football League established a program whereby Minnesota could select three veteran ball players from each team in the NFL, with the lone exception of Dallas.

Each club was allowed to "freeze" 30 of the 38 men on its roster. There were not available for selection by the Vikings. From the remaining eight, the Vikings chose three from each of the 12 clubs.

Minnesota purchased these players at a total cost of \$600,000. Of this amount, \$50,000 went to the league and the balance was divided 12 equal ways. The Vikings' philosophy as pre-determined by General Manager Bert Rose and Head Coach Norm Van Brocklin, was to accent youth in making the selections from the available lists. With very few (and those were notable) exceptions, the Viking choices were in line with that philosophy.

1961 Vikings Expansion Draft selections

- Giants Bill Kimber, E; Don Ball, T; Frank Youso, T
- Lions Dave Middleton, E; Grady Alderman, G; Dave Whitsell, DB
- Browns Fred Murphy, E; Gene Selawski, T; Richard Mostardi, DB
- Cards Perry Richards, E; Mike Rabold, G; Ed Culpepper, DT
- Rams Don Ellersick, FL; Charlie Janerette, G; Jerry Stalcup, LB
- Steelers Jack Morris, FL; Byron Beams, T; Tom Barnett, RB
- Eagles Gerry Huth, G; Bill Lapham, C; Gene Johnson, DB
- Redskins ... Red Stephens, G; Bill Roehneit, LB; Dick Haley, DB
- 49ers Hugh McElhenny, RB; Clancy Osborne, LB; Karl Rubke, LB
- Packers Paul Winslow, RB; Ken Beck, DT; Dick Pesonen, DB
- Bears Glenn Shaw, FB; Bill Bishop, DT; Charlie Sumner, DB
- Colts Don Joyce, DE; Lebron Shields, DT; Zeke Smith, LB



Grady Alderman

KICKOFF
EXECUTIVES
STAFF
COACHES
PLAYERS
ROOKIES
2013 SEASON
RECORDS
PLAYOFF RECORDS
HISTORY
EXTRA POINTS



RHETT ELLISON #85

POSITION: Tight End
HEIGHT/WEIGHT: 6-5/250
DOB: 10-3-88
HOMETOWN: Portola Valley, CA

COLLEGE: Southern California
ACQUIRED: D4b (#128) for 2012
NFL SEASON: 3
VIKINGS SEASON: 3

GAMES/STARTS (regular season, playoffs)

2012 (16/7, 1/0), 2013 (11/6). **Total-** 27/13, 1/0.

- Father, Riki, was a 2-time Super Bowl champ and 10-year NFL vet with San Francisco (1983-89) and LA Raiders (1990-92).
- Spent 3 years in his father's homeland, attending school and playing rugby and cricket in Christchurch, New Zealand.

OFF THE FIELD Earned bachelor's degree in international relations in spring 2011 and master's degree in communication management in 2013 offseason...Father, Riki, was a USC standout from 1978-82, helping Trojans to the 1978 national championship and played for the Trojans when Vikings offensive coordinator Norv Turner served on coaching staff...Riki went on to a 10-year NFL career with San Francisco (1983-89) and LA Raiders (1990-92)...Sister, Wesley, played water polo at Michigan...Father was the 1st New Zealander to play in the NFL and Rhett lived in New Zealand from age 4-7...Family ties to the Twin Cities and his mother grew up in Edina...Uncle, Dave Maley, played in the NHL and works on San Jose Sharks broadcasts.

PRO Caught his 1st NFL TD on a 12-yard pass from Christian Ponder at Green Bay (11/24/13)...Joined 4 other Vikings rookies that started vs. Chicago (12/9/12), setting a Vikings record with 5 rookies opening a game...Lowest-drafted Vikings rookie in 2012 to start a game...Joins USC teammate Matt Kalil in 2012 Vikings draft class...Selected with club's 2nd of 3 picks in the 4th round (#128 overall)...Teammates at USC with Kalil and DE Everson Griffen.

2013 Appeared in 11 games, starting 6 of them during his 2nd NFL season...Started the season opener at Detroit (9/8), serving as the lead blocker on Adrian Peterson's 78-yard TD run on the Vikings 1st play from scrimmage...Hauled in his 1st career TD on a 12-yard pass from Christian Ponder at Green Bay (11/24)...Had a season-best 2 catches at Cincinnati (12/22)...2

ELLISON'S NFL TOTALS

Year	GP/GS	No.	RECEIVING			Lg	TD
			Yds.	Avg.			
2012 (Minn).....	16/7	7	65	9.3	29	0	
Playoffs.....	1/0	0	0	0.0	0	0	
2013 (Minn).....	11/6	5	61	12.2	14	1	
Total.....	27/13	12	126	10.5	29	1	
Playoffs.....	1/0	0	0	0.0	0	0	

SINGLE-GAME CAREER HIGHS

- Receptions.....2..... 3 times, most recent @ Cincinnati, 12/22/13
- Receiving Yards35..... vs. Tennessee, 10/7/12
- Receiving Touchdowns1..... @ Green Bay 11/24/13
- Long Reception29..... vs. Tennessee, 10/7/12
- Forced Fumble.....1..... vs. Arizona, 10/21/12
- Special Teams Tackles2..... 5x, last vs. Green Bay, 12/30/12

separate injuries held him out of 5 games throughout the course of the season...Spent time on special teams, recording 3 tackles on the season...Had 4 of his 5 receptions result in 1st downs for the Vikings.


2012 Started 7 games as a rookie, playing in all 16 and the Wild Card playoff at Green Bay...Regular on special teams units, ranked 3rd on team with 13 special teams tackles...Had season-best 2 catches with a long of 29 vs. Tennessee (10/7)...Hauled in 16-yard catch at Washington (10/14)...Played as an in-line TE and out of the backfield, paving the way for 2012 NFL MVP Adrian Peterson to rush for 2,097 yards, the 2nd-best season in NFL history...Started 1st career game at Detroit (9/30)...Helped set team record with 5 rookies starting a game vs. Chicago (12/9), joining Kalil, Jarius Wright, Harrison Smith and Josh Robinson.

COLLEGE Started 31 career games...Versatile performer who saw time at TE and FB while excelling on special teams as well...Was a full-time starter as a sophomore and junior before moving to FB as a senior...Started all 25 games over his final 2 seasons...Served as a team captain as a senior...Garnered 1st-Team All-Pac 12 honors as a special teamer as a senior in 2011...Earned Honorable Mention All-Pac 10 as a junior...Named USC's Co-Lifter of the Year as a junior and won team's Leadership Award...Scored final collegiate TD in final game as a Trojan against UCLA in 2011...Had career-high 45 yards receiving at Minnesota as a junior in 2010...Scored career-best 3 TDs in 2010, catching TDs against Hawaii, Arizona and UCLA...Scored 1st career TD against San Jose State in 2009.

PREP Standout TE and LB at St. Francis High in Mountain View, CA...Earned SuperPrep All-Farwest and Prep Star All-West honors as a senior.

ELLISON'S TOUCHDOWNS

Game	Play
@ Green Bay, 11/24/1312 pass from C. Ponder



FRED EVANS #90

POSITION: Defensive Tackle
HEIGHT/WEIGHT: 6-4/305
DOB: 11-6-83
HOMETOWN: Morgan Park, IL

COLLEGE: Texas State
ACQUIRED: FA for 2007
NFL SEASON: 9
VIKINGS SEASON: 8

GAMES/STARTS (regular season, playoffs)

2006 (1/0-Mia.), 2007 (11/0), 2008 (16/2, 1/1), 2009 (13/0, 2/0), 2010 (8/0), 2011 (16/0), 2012 (16/1, 1/0), 2013 (14/3) **Total-** 95/6, 4/1 (94/6, 4/1-Minn., 1/0-Mia.).

- Notched 1st career sack when he caught Giants QB Eli Manning at NY Giants (11/25/07).
- Posted career-best 2.0 sacks in 2012.

OFF THE FIELD

Majored in exercise and sports science with a minor in business administration at Texas State...Active with Vikings Victory Visits, the Vikings blood drive and Salvation Army events...Uncle and cousin of former Major League Baseball players Gary Matthews, Sr. and Gary Matthews, Jr.... Sister, Aja Evans, was an All-American, Big Ten champion and set school record in shot put for Illinois and was a member of the 2014 US Olympic bobsled team that earned a bronze medal in Sochi...Fred made the journey with his family to watch Aja compete in the Olympics.

PRO

Played in all 16 games in 2012 for the 3rd time in his career...Had career-high 35 tackles in 2011...Excelled in 2009 playoff action for the Vikings, notching 10 tackles, 6 QB hurries, 2 tackles for loss and a fumble recovery in 3 career playoff games...Replaced injured DT Pat Williams in 2008 for the final 2 regular season games and Wild Card playoff game...Notched 1st career sack at NY Giants (11/25/07) when he caught eventual Super Bowl XLII MVP Eli Manning...Helped 2007 and 2008 Vikings rank #1 in the NFL against the run.

2013

Appeared in 14 games, starting career-high 3, as he rotated along the defensive line...Started the season opener at Detroit (9/8) and finished with 4 tackles and 1 pass defensed... Forced the first fumble of his career at Seattle (11/24), a game that saw him also record 1 of his 2 TFLs on the season... Recorded a career-best 4 passes defensed, having entered the season with only 2 in his career...Missed back-to-back games, at Dallas (11/3) and vs. Washington (11/7), with knee injury.

2012

Posted career-best 2.0 sacks during the season, catching Jay Cutler at Chicago (11/25) and Matt Schaub at Houston (12/23)...Helped preserve a goal-line stand at Houston with his sack in an upset win over the playoff-bound Texans...Had consecutive 4-tackle games at Chicago (11/25) and at Green Bay (12/2)...Saw action in 4th career playoff game at Green Bay (1/5/13) in Wild Card round...Notched season-best 5 tackles in playoff game...Played in all 16 games for the 2nd straight season.

2011

Had career-best 35 tackles and played in all 16 games... Notched 3+ tackles in 6 games during the season...Set career-high with 6-tackle performances in consecutive games at Chicago (10/16) and vs. Green Bay (10/23)...Notched season-high 3 QB hurries vs. Chicago (1/11/12) and 2 tackles for loss vs. Oakland (11/20).

2010

Played in 8 games as part of interior line rotation...Had tackles for loss in consecutive games at New England (11/7) and vs. Arizona (10/31)...Posted 2 tackles against Patriots.

2009

Saw action in 13 games during the regular season and both playoff games...Had career-high 6 tackles in Divisional

Round playoff game vs. Dallas (1/17/10) along with 5 QB hurries...Tied for team-high with 5 QB hurries in Dallas game...Had 2 tackles at St. Louis and vs. NY Giants during regular season.

2008

Started first 2 regular season games and Wild Card Playoff game vs. Philadelphia (1/4/09) in place of injured Pro Bowler Pat Williams...Recovered a fumble in Wild Card game when he punched on a fumble by Eagles QB Donovan McNabb forced by DE Jared Allen...Played in all 16 games for 1st time in career...Helped Vikings rank #1 in rushing defense for 3rd straight season, the 1st team since the 1970 AFL-NFL merger to accomplish the feat...Part of Vikings defense that did not allow a 100-yard rusher all season.

2007

Played in 11 games as part of the Vikings defensive line rotation...Sacked eventual Super Bowl XLII MVP Eli Manning in game at NY Giants (11/25) during the Vikings upset win...Had career-best 2 tackles vs. Philadelphia (10/28)...Played in opener vs. Atlanta (9/9), his 1st action as a Viking.

2006

Played in 1 game for Miami during his rookie season, suiting up for the season finale at Indianapolis (12/31)...Had 2 tackles in his lone appearance of the season...Inactive for the opening 15 games of the season...Entered the NFL as a 7th-round pick by the Dolphins, #207 overall.

COLLEGE

Finished his career with 2 seasons at Texas State where he was a full-time starter...Named Southland Conference Defensive Player of the Year as a senior...Tabbed as a 1st-Team All-Southland player as a junior and senior...Competed in Hula Bowl all-star game following his senior year...Helped Bobcats advance to NCAA Division I-AA playoffs as a senior, moving to the semifinals...Named Southland Conference Newcomer of the Year in 2004 in his 1st season at Texas State...Transferred to TSU from College of DuPage, a junior college in Glen Ellyn, IL.

PREP

Was a 2-way starter on the line at Morgan Park High in Chicago...Played 1 season of varsity high school football as a senior...Excelled at swimming and water polo.



Aja Evans, sister of Vikings DT Fred Evans, was a Bronze Medalist in bobsled at the 2014 Winter Olympics in Sochi.

EVANS' NFL TOTALS


Year	GP/GS	Tackles				Sacks	INTs	PBU	TFL	QBH	FF/FR
		Solo	Asst.	Total							
2006 (Mia)	1/0	2	0	2	0.0	0	0	0.0	0	0/0	
2007 (Minn)	11/0	4	1	5	1.0	0	0	0.0	2	0/0	
2008 (Minn)	16/2	8	9	17	0.0	0	0	1.0	16	0/0	
Playoffs	1/1	1	3	4	0.0	0	0	0.0	1	0/1	
2009 (Minn)	13/0	7	4	11	0.0	0	0	0.0	4	0/0	
Playoffs	2/0	6	0	6	0.0	0	0	2.0	5	0/0	
2010 (Minn)	8/0	4	1	5	0.0	0	0	2.0	0	0/0	
2011 (Minn)	16/0	23	12	35	0.0	0	0	5.0	11	0/0	
2012 (Minn)	16/1	16	12	28	2.0	0	2	6.0	6	0/0	
Playoffs	1/0	4	1	5	0.0	0	0	1.0	0	0/0	
2013 (Minn)	14/3	12	9	21	0.0	0	4	2.0	4	1/0	
Total	95/6	76	38	114	3.0	0	6	16.0	43	1/0	
Playoffs	4/1	11	4	15	0.0	0	0	3.0	6	0/1	

SINGLE-GAME CAREER HIGHS

Tackles..... 6..... @ Chicago, 10/16/11; vs. Green Bay, 10/23/11
 Solo Tackles.....5..... vs. Green Bay, 10/23/11
 Passes Defended2..... @ Detroit, 9/30/12; vs. Chicago, 12/9/12
 Sack.....1.0..... 3x last @ Houston, 12/23/12
 Tackle For Loss..... 3.0..... @ Chicago, 11/25/12
 Forced Fumbles.....1..... at Seattle, 11/24/13
 QB Hurries5..... vs. Houston, 11/2/08

EVANS' SACKS

GAME	QB	SACK
at NY Giants, 11/25/07	Eli Manning	1.0
at Chicago, 11/25/12	Jay Cutler	1.0
at Houston, 12/2/12	Matt Schaub	1.0
Total		3.0



JEROME FELTON #42

POSITION: Fullback
HEIGHT/WEIGHT: 6-0/248
DOB: 7-3-86
HOMETOWN: Madisonville, TN

COLLEGE: Furman
ACQUIRED: FA (Ind) for 2012
NFL SEASON: 7
VIKINGS SEASON: 3

GAMES/STARTS (regular season, playoffs)

2008 (13/6-Det), 2009 (13/8-Det), 2010 (16/2-Det), 2011 (14/3; 9/1-Car, 5/2-Ind), 2012 (16/7, 1/1), 2013 (13/9). **Total- 85/35, 1/1** (29/16, 1/1-Minn, 42/19-Det, 9/1-Car, 5/2-Ind).

- Earned Pro Bowl and All-Pro honors in his 1st season with the Vikings, paving the way for Adrian Peterson to take home NFL MVP honors after rushing for 2,097 yards - 2nd in NFL history.
- Mother was a professional gymnast.

OFF THE FIELD

Took part in the NFL's Entrepreneur and Business workshop during the 2014 offseason...Was inducted to Furman Hall of Fame during the 2013 football season... Earned degree in political science at Furman and twice earned Academic All-Conference...Has a brother who has served multiple tours in Iraq and Afghanistan with the US Army...Mother was a professional gymnast...Born in West Germany...Has a daughter, Natalyah...Active with Boys and Girls Club.

HONORS

Named 2nd-Team Associated Press **All-Pro** in 2012...Earned **Pro Bowl** berth 2012.

PRO

Became the 1st Vikings FB to be named All-Pro and only the 3rd Vikings FB to earn Pro Bowl honors...In his 1st season with the Vikings, paved the way for Adrian Peterson to rush for

2,097 yards and nearly break NFL single-season record...Has not scored a TD in regular season play, but found the end zone in Pro Bowl...Served as regular FB for Detroit from 2008-10... Played with Carolina and Indianapolis in 2011...Originally joined NFL as a 5th-round (#146) Draft pick by Detroit in 2008.

2013

After missing the first 3 games of the season due to a suspension, appeared in 13 contests, including 9 starts...In 1st game of the season, helped block for Adrian Peterson's 140-yard performance in the NFL International Series in London vs. Pittsburgh (9/29)...Helped block for 5 games with a 100-yard rusher during the season, including Matt Asiata who rushed for 115 yards vs. Detroit (12/29)...Blocked for 4 Adrian Peterson 100-yard games...Helped the Vikings score a Metrodome-high 48 offensive points in the Vikings win over Philadelphia (12/15)... Caught 6 passes for 37 yards on the season, his 2nd-highest reception total of his career behind 8 in 2010.

2012

Made immediate impact in his 1st season with the Vikings, helping Adrian Peterson earn NFL MVP honors and rush for 2,097 yards, the 2nd-highest total in NFL history... Earned 2nd-Team All-Pro honors from Associated Press and was the Pro Bowl starter for the NFC...Started and played in 1st career playoff game at Green Bay (1/5/13) in Wild Card playoff... Helped Peterson break the 100+ yard rushing mark in 10 games, matching his own team record.

KICKOFF
 EXECUTIVES
 STAFF
 COACHES
 PLAYERS
 ROOKIES
 2013 SEASON
 RECORDS
 PLAYOFF RECORDS
 HISTORY
 EXTRA POINTS

2011 Played in 14 games for Carolina and Indianapolis during season...Helped Colts win 2 of their final 5 games of the season, the only 2 wins of the year...Started a pair of games for Colts...Played in 9 games with 1 start for Carolina early in the season...Signed by Carolina on 8/31 after his release by Detroit on 8/30...Played in 1st game with Carolina vs. Green Bay (9/18)...Played during preseason with Detroit before his release on 8/30.

2010 Had career-high 22 carries for Detroit...Played in all 16 games and started 2...Had career-high 6 carries in game vs. Green Bay (12/12) and tallied 15 yards on the day...Notched a 37-yard KO return vs. Washington (10/31)...Hauled in a season-long 19-yard pass at Buffalo (11/14).

2009 Started a then-career-high 8 games...Posted career-highs with 13 receptions and 133 yards receiving...Had career-high 3 catches at Chicago (10/4) and vs. Pittsburgh (10/11)...Set career-high 37 receiving yards, including a 27-yarder vs. Pittsburgh (10/11)...Caught 21-yard pass vs. Minnesota (9/20).

2008 Started 6 of the 12 games he played as a rookie...Started season opener at Atlanta (9/7)...Recorded 1st career catch for 3 yards vs. Green Bay (9/14)...Had 11-yard reception at Houston (10/19)...Missed 3 games at mid-season with ankle injury...Caught 2 passes for 7 yards vs. Minnesota (12/7).

COLLEGE Ended Furman career with most rushing TDs in school history, finding the end zone 63 times, including 23 times as a junior in 2006...Set school record with 414 points...Helped Furman advance to Division I-AA playoffs each of his final 3 seasons...Played in East-West Shrine Game after senior season...Earned 1st-Team All-Southern Conference honors as a junior when he tallied 707 yards rushing on 162 carries...Shared Furman's Freshman of the Year honor in 2004.

PREP Standout FB and LB at Sequoyah High in Madisonville, TN...Named All-County 3 times and All-Region...Broke the 3,000-yard career rushing mark and topped 300 tackles...Earned All-American Scholar honors and Outstanding African-American Student of Tennessee along with receiving the 2001-02 United States National Minority Leadership Award.

FELTON'S NFL TOTALS

Year	GP/GS	No.	RUSHING				TD	No.	RECEIVING			
			Yds.	Avg.	Lg	TD			Yds	Avg	LG	TD
2008 (Det)	13/6	2	4	2.0	4	0	9	53	5.9	12	0	
2009 (Det)	13/8	15	46	3.1	10	0	13	133	10.2	27	0	
2010 (Det)	16/2	22	76	3.5	9	0	8	54	6.8	19	0	
2011 (Car)	9/1	3	10	3.3	4	0	2	24	12.0	17	0	
(Ind)	5/2	0	0	0.0	0	0	2	16	8.0	9	0	
2012 (Minn)	16/7	0	0	0.0	0	0	3	35	11.7	17	0	
Playoffs	1/1	0	0	0.0	0	0	0	0	0.0	0	0	
2013 (Minn)	13/9	0	0	0.0	0	0	6	37	6.2	27	0	
Total	85/35	42	136	3.2	10	0	43	352	8.2	27	0	
Playoffs	1/1	0	0	0.0	0	0	0	0	0.0	0	0	

SINGLE-GAME CAREER HIGHS

Receptions.....3..... @ Chicago, 10/4/09; vs. Pittsburgh, 10/11/09
 Receiving Yards37..... vs. Pittsburgh, 10/11/09
 Long Reception27..... vs. Pittsburgh, 10/11/09
 Rushing Attempts.....6..... vs. Green Bay, 12/12/10
 Rushing Yards15..... vs. Green Bay, 12/12/10
 Long Rush10..... @ Chicago, 10/4/09



SHARRIF FLOYD #73

POSITION: Defensive Tackle
HEIGHT/WEIGHT: 6-3/305
DOB: 5-28-91
HOMETOWN: Philadelphia, PA
COLLEGE: Florida
ACQUIRED: D1a (#23) for 2013
NFL SEASON: 2
VIKINGS SEASON: 2

GAMES/STARTS (regular season, playoffs)

2013 (16/1). **Total-** 16/1.

- Was the 3rd DT drafted in 2013, the 1st DT the Vikings have selected in the 1st Round since Kevin Williams in 2003.
- The 1st of 3 players drafted in the 1st round by the Vikings in 2013, only the 2nd time the Vikings have had 3 picks in the 1st round and 1st time by an NFL team since St. Louis in 2001.

OFF THE FIELD Visited and spoke to Gainesville elementary students while at Florida...Position coach at Florida was former NFL All-Pro DT Bryant Young...Majored in social and behavioral sciences...Switched jersey to #73 for the 2014 season, going

back to his high school and college number after wearing #95 for his rookie NFL campaign.

PRO Appeared in all 16 games during 1st NFL season...Made 1st career start vs. Washington (11/7), finishing with 3 tackles...Selected #23 overall in 2013, the 3rd DT selected overall...Shared 1st NFL sack during International Series game vs. Pittsburgh in London (9/29/13)...Is the 1st DT selected by the Vikings in the 1st round since 2003 when the club drafted Kevin Williams 9th overall...The 1st of 3 players drafted by the Vikings in the 1st round, marking only the 2nd time in team history the team had 3 picks in the 1st round and the 1st time for an NFL team since St. Louis did it in 2001... Was 1 of 8 Gators selected in the 2013 NFL Draft.

2013 Saw action in all 16 games, including 1 start, during his rookie season...Recorded the 1st sack of his career when he and Jared Allen combined to sack Pittsburgh's Ben Roethlisberger during the NFL International Series in London (9/29)...Tipped a pass at the line of scrimmage vs. Cleveland (9/22) that resulted in an Erin Henderson INT, a turnover that resulted in a Viking score...Recorded a season-best 4 tackles at Baltimore (12/8)...Finished with 3 tackles in his 1st NFL start at Washington (11/7)...1 of 10 Vikings rookies to see action during the 2013 season.

COLLEGE Played in 37 career games, making 26 starts as a Gator...Declared for the NFL Draft following his junior season... Had 115 career tackles, 26.0 TFL, 4.5 sacks, a pass breakup, 3 blocked FGs and a FF...His 3 career kick/punt blocks is tied for 5th in school history...Appeared in and started all 13 games during the 2012 season and was named 1st-Team Defense AP All-SEC (DT), 1st-Team Defense Coaches' All-SEC (DL), Sporting News All-American, Phil Steele Postseason All-SEC 1st-Team (DL)...1st DL at Florida since 2001 to earn All-America honors...Recorded 46 tackles on the season and led the team with 13.0 TFL, added one forced fumble and two blocked kicks

during his junior season...Recorded 5 tackles, including 2.0 sacks for a loss of 12 yards and blocked a field goal against his current Vikings teammate Teddy Bridgewater and Louisville in the Sugar Bowl...Started the final 11 games of the season at DE after being suspended for the 1st 2 games by the NCAA in 2011...Totaled 46 tackles, 6.5 TFL, 1.5 sacks, a pass breakup and a blocked kick during his sophomore campaign...Named to the 2010 Coaches' Freshman All-SEC Team...Had 23 tackles, 13 assisted and 10 solo, with 6.5 for loss in 2010...Was 1 of 7 true freshmen to make a start in 2010...Earned a starting spot and contributed 2 tackles, including 1 for loss, in the Gators' win over Penn State in the Outback Bowl.

PREP Was ranked the No. 1 DT by Scout.com and selected the Maxwell Football Club's National High School Player of the Year in 2009...Attended George Washington High School... Garnered Public League Player of the Year accolades and was named to the All-City squad by the Daily News his senior year...Also named to the Daily News All-Decade Team as well as naming him the Public League Player of the Decade... Graduated with a 3.0 GPA.

FLOYD'S NFL TOTALS

Year	GP/GS	Tackles			Sacks	INTs	PBU	TFL	QBH	FF/FR
		Solo	Asst.	Total						
2013	16/1	17	12	29	2.5	0	4	7.5	7	0/0
Totals	16/1	17	12	29	2.5	0	4	7.5	7	0/0

SINGLE-GAME CAREER HIGHS

Tackles.....4@ Baltimore, 12/8/13
 Solo Tackles.....3@ Baltimore, 12/8/13
 Sack.....1vs. Carolina, 10/13/13, vs. Chicago, 12/1/13
 Passes Defensed14 times, last vs. Cincinnati 12/22/13
 QB Pressures2.....@ Baltimore, 12/8/13

FLOYD'S SACKS

GAME	QB	SACK
vs. Pittsburgh, 9/29/13.....	Ben Roethlisberger	0.5
vs. Carolina, 10/13/13.....	Cam Newton	1.0
vs. Chicago, 12/1/13	Josh McCown.....	1.0
Total.....		2.5


YESTERDAY AND TODAY, PP&K THE VIKINGS WAY

Building football skills and keeping kids involved in an active lifestyle makes Punt, Pass and Kick one of the Vikings longest-standing and most popular events. Every year, kids from across the Upper Midwest compete in local events with the hope of competing nationally for a PP&K title.

Punt, Pass and Kick was established in 1961, just like the Vikings. The competition is the oldest youth football activity sponsored by the NFL. The PPK program is a national skills competition for boys and girls between the ages of 6 and 15 to compete separately against their peers. Girls and boys in five separate age divisions (6-7, 8-9, 10-11, 12-13, and 14-15) compete against each other in punting, passing and place kicking in a fun and engaging forum. The PPK program is free - both to organizers who host a local competition and to every youngster who wants to participate. With more than three million boys and girls from around the country taking part in PPK competitions every year from July through January, it is one of the world's largest youth sports participation programs.

In 2013, Alex Folz of Spring Grove, MN (pictured above right) captured the 12-13 age division title representing the Vikings at the National PPK competition. Folz and other winners were recognized during an on-field presentation during the Chargers-Broncos Divisional playoff game.





CHASE FORD #86

POSITION: Tight End
HEIGHT/WEIGHT: 6-6/255
DOB: 7-19-90
HOMETOWN: Corrigan, TX

COLLEGE: Miami
ACQUIRED: FA for 2012
NFL SEASON: 2
VIKINGS SEASON: 2

GAMES/STARTS (regular season, playoffs)

2012 (PS-Minn, Dall, Phil), 2013 (9/0-Minn) . **Total-** 9/0 (9/0-Minn).

- Stepped into void in the final 3 games of the 2013 season and produced as a receiving threat with 7 of his 10 catches going for a 1st down.
- Originally joined Philadelphia as a rookie free agent in 2012.

OFF THE FIELD Majored in sociology, earning his degree in spring 2012 from University of Miami...Enjoys fishing in his free time.

PRO Earned more playing time as season went on and Vikings TEs were hit with injuries...Posted career-high 5 catches in final game at Mall of America Field in win over Detroit (12/29/13)...Spent a week on practice squads of Dallas and Philadelphia in 2012...Originally entered the NFL as a rookie free agent on 4/29/12 with Philadelphia.

2013 Moved from practice squad to active roster for the final 10 games of the season...As Vikings TEs were decimated by injuries, he took on larger role in passing game...Had 7 of his 10 catches on the season go for a 1st down...Ended season with career-best 5 catches vs. Detroit (12/29) in final game at MOA Field at HHH Metrodome...Reeled in career-long 37-yard pass vs. Philadelphia (12/15) in upset win over playoff-bound Eagles...Made NFL debut at Dallas (11/3), playing in his 1st career regular season game in his home state...Caught 1st

FORD'S NFL TOTALS

Year	GP/GS	No.	RECEIVING			TD
			Yds.	Avg.	Lg	
2013 (Minn).....	9/0	10	122	12.2	37	0
Total	9/0	10	122	12.2	37	0

SINGLE-GAME CAREER HIGHS

Receptions.....5..... vs. Detroit, 12/29/13
 Receiving Yards55..... vs. Philadelphia, 12/15/13
 Long Reception37..... vs. Philadelphia, 12/15/13

FORD CAREER GAME-BY-GAME

2013	MINNESOTA	No.	Yards	Avg.	Long	TD
10/27	vs. Green Bay	did not play			
11/3	@ Dallas	0	0.0	0	0
11/7	vs. Washington	1	2	2.0	2
11/17	@ Seattle	0	0	0.0	0
11/24	@ Green Bay	1	20	20.0	20
12/1	vs. Chicago	1	2	2.0	2
12/8	at Baltimore	0	0	0.0	0
12/15	vs. Philadelphia	2	55	27.5	37
12/22	@ Cincinnati	0	0	0.0	0
12/29	vs. Detroit	5	43	8.6	14
Totals	GP/GS: 9/0	10	122	12.2	37	0

career pass vs. Washington (11/7) on NFL Network's Thursday Night Football.

2012 Spent final week of regular season and playoff week on Vikings practice squad, joining Vikings on 12/26...Was member of Dallas practice squad for a week, joining club on 12/5 until release on 12/11...Went to training camp and through preseason with Philadelphia, spending the opening week of the regular season on Eagles practice squad...Originally joined Philadelphia as a rookie free agent on 4/29.

COLLEGE Ended Miami career with 21 games played and 7 starts...Played in 12 and started 6 as a senior in 2011...Caught lone TD of senior year against Duke...Had 37 yards receiving in Sun Bowl against Notre Dame to cap his junior season in 2010... Played at Kilgore (TX) Junior College before transferring to Miami...Earned 2nd-Team JUCO All-America honors at Kilgore.


PREP Standout at Corrigan-Camden High School in Texas... Competed in track, baseball and basketball along with football in high school...Named to All-State basketball team in Class 2A...Helped team win 4x400 relay at state track meet.

FROM DEEP IN THE HEART OF TEXAS

The Vikings feature 10 players who played HS football in the Lone Star State, trailing only the 11 Floridians and Californians on the roster.

2014 VIKINGS FROM TEXAS

PLAYER	HOMETOWN
Chase Ford	Corrigan
Christian Ponder	Colleyville
Joe Banyard	Sweetwater
Adrian Peterson	Palestine
Andrew Sendejo	San Antonio
Cullen Loeffler	Ingram
Spencer Nealy	San Antonio
Charlie Johnson	Sherman
Kheeston Randall	Beaumont
Brian Robison	Splendora



BRANDON FUSCO #63

POSITION: Guard
HEIGHT/WEIGHT: 6-4/306
DOB: 7-26-88
HOMETOWN: Cranberry Township, PA

COLLEGE: Slippery Rock
ACQUIRED: D6c (#172) for 2011
NFL SEASON: 4
VIKINGS SEASON: 4

GAMES/STARTS (regular season, playoffs)

2011 (3/0), 2012 (16/16, 1/1), 2013 (15/15). **Total-** 34/31, 1/1.

- The highest-drafted player from Slippery Rock in school history and 1st to be invited to Senior Bowl and NFL Scouting Combine.

- Part of Vikings o-line in 2012 that started all 16 games as a unit, paving the way for Adrian Peterson to earn NFL MVP honors and rush for 2,097 yards, the 2nd-best performance in NFL history.

OFF THE FIELD Majored in safety and environmental management at SRU, earning degree in December 2010...Has a twin brother, Josh, who played rugby at Clarion University...High school honor roll student...Helped teach kids about outdoor activities and fishing at the annual Lake Minnetonka Crappie Contest in 2013, sponsored by Minnesota Bound TV...High school teammates with Packers G/T Don Barclay at Seneca Valley High and remains close friends.

PRO Started all 15 games he appeared in during 2013, missing only the game vs. Philadelphia (12/15/13) due to a knee injury... Helped the Vikings rush for an NFL-best 23 TDs during 2013... Started all 16 games and Wild Card playoff game in 2012 at RG... Only Division II player for the Vikings who is a full-time starter... Helped Peterson lead the NFL in rushing for the 2nd time in his career, the only Vikings player who has led the League in rushing...Saw time in 3 games during rookie season...Spent 13 weeks of his rookie season as an inactive player or did not play as he learned the NFL game...Became the 5th overall player and the highest-drafted player selected from Slippery Rock at #172 overall...Was the 1st SRU player to earn an invite to the Senior Bowl and to the Scouting Combine.

2013 Made 15 starts during his 2nd season as a full-time starter at RG...Part of an offensive line that helped the Vikings finish 8th in the NFL in total rushing yards (2,081) and 1st in rushing TDs (23)...Helped pave the way for Adrian Peterson's 79-yard TD run on the Vikings 1st offensive play of the season vs. Detroit (9/8)...Helped the team set a season-high 232 total

rushing yards in a tie at Green Bay (11/24)...Blocked for Adrian Peterson's season-best 211 rushing yards on a career-high 35 carries vs. Chicago (12/1)...In the final game of the season vs. Detroit (12/29) allowed Matt Asiata to rush for a career-high 115 yards on just 14 carries.

2012 Stepped into starting lineup at RG in his 2nd season... Part of Vikings offensive line that started all 16 games and the Wild Card playoff game as a unit...Started 1st career game in season opener vs. Jacksonville (9/9)...Helped Peterson bounce back from severe knee injury to rush for 2,097 yards, the 2nd-best single-season performance in NFL history, en route to earning NFL MVP honors...Peterson matched his own team record with 10 games of 100+ yards on the season.

2011 Saw action in 3 games in his rookie campaign...Made NFL debut vs. Green Bay (10/23), getting time at RG in place of injured Anthony Herrera...Helped Adrian Peterson rush for season-high 175 yards in Packers game...Played briefly at RG at Washington (12/24).

COLLEGE Ended collegiate career as one of the most decorated Slippery Rock players in school history...Was 1st player in SRU history to be invited to NFL Scouting Combine and play in the Senior Bowl...Named winner of the Gene Upshaw Award as the top offensive lineman in Division II as a senior and selected as Division II Rimington Award winner, honoring the top centers in college football...Earned All-America honors as a senior from AFCA, Daktronics and earned a spot on Associated Press Little All-America team honor non-Division I players... Named All-Pennsylvania State Athletic Conference - Western Division as a sophomore, junior and senior...Started all 44 games at Slippery Rock during his career...Named Offensive MVP as a junior...Moved from OT to C during spring practice of his redshirt freshman season...Redshirted in 2006.

PREP Did not play football until his senior season at Seneca Valley High in Harmony, PA...Standout OT during his 2 seasons...Named to All-WPIAL Class AAA-1 team as a senior and was honorable mention Quad North All-Star as a junior...High school teammate of Green Bay Packers lineman Don Barclay.

2015 VIKINGS SCHEDULE ROTATION

The Vikings 2015 schedule rotation will feature the team facing the NFC West and AFC West in intraconference and interconference play and will face teams finishing in their same position from the NFC East and NFC South.

2015 VIKINGS SCHEDULE ROTATION

HOME	AWAY
Chicago	Chicago
Detroit	Detroit
Green Bay	Green Bay
St. Louis	Arizona
Seattle	San Francisco
Kansas City	Denver
San Diego	Oakland
NFC East	NFC South





CHAD GREENWAY #52

POSITION: Linebacker

HEIGHT/WEIGHT: 6-3/237

DOB: 1-12-83

HOMETOWN: Mt. Vernon, SD

COLLEGE: Iowa

ACQUIRED: D1 (#17) for 2006

NFL SEASON: 9

VIKINGS SEASON: 9

GAMES/STARTS (regular season, playoffs)

2006 (1R), 2007 (16/16), 2008 (16/15, 1/1), 2009 (16/16, 2/2), 2010 (16/16), 2011 (16/16), 2012 (16/16, 1/1), 2013 (16/16). **Total:** 112/111, 4/4.

- Has led Vikings in tackles for each of the past 6 seasons, tying Scott Studwell's franchise record.
- Became 1st Vikings LB to earn **AP All-Pro (2nd Team)** honors in 2012 since Matt Blair in 1980.
- Honored as 2012 **Korey Stringer Good Guy Award** winner by Twin Cities media for his cooperation and attitude.
- Voted by teammates as Vikings **Defensive MVP** in 2010, 2012 and 2013.

OFF THE FIELD Raised on a farm in South Dakota and still involved in farming today, he has been active with the ANF - America Needs Farmers - efforts that have been re-kindled with the Iowa football program in recent years... Recognized as **2011 Vikings Community Man of the Year** for his generosity and charity in the Twin Cities and his home state of South Dakota... Active with the America Needs Farmers campaign with the Iowa Hawkeyes and Iowa Farm Bureau... Donated time and money with teammate John Sullivan to build his Sully's Playground project at Amplatz Children's Hospital at University of Minnesota... Has donated several "Chad's Lockers" to local children's hospitals, giving patients and their families a resource to find games and books... Works through his Lead The Way Foundation to enhance education and health opportunities for children... Donated funds to build a new track at his alma mater, Mt. Vernon High School... Made generous donation of \$100,000 to Sanford Hospital in Sioux Falls, SD in spring 2008 to help children's cancer patients and families... Recognized by teammates as the 2007 winner of the Ed Block Courage Award for his dedication and effort coming back from season-ending knee injury as a rookie... Graduated with a degree in communication studies from Iowa... Married in July 2006 to Jennifer Capista, a former track and field athlete at Iowa... Couple has daughters, Maddyn and Beckett... Joins his wife and members of the Vikings organization in hosting the annual Greenway Gridiron Gallop 5K fun run on Father's Day... Grew up on a hog and crop farm in Mount Vernon, SD, which has a population under 400... Played 9-man football in high school... Had his high school jersey, #8, retired in a winter 2009 event at Mt. Vernon High.

HONORS 2012 Associated Press **2nd Team All-Pro**... Earned **Pro Bowl** berths in 2011 and 2012... Recognized as 2012 **Korey Stringer Good Guy Award** winner... Selected as **2011 Vikings Community Man of the Year**... Named **Vikings Defensive MVP** in 2010, 2012 and 2013 by teammates... Earned **NFC Defensive Player of the Week** at Detroit (9/20/09).

PRO Earned consecutive **Pro Bowl** berths in 2011 and 2012, the 1st Vikings LB to achieve the feat since Scott Studwell in 1987-88... Voted by teammates as **Defensive MVP** in 2010, 2012 and 2013... Led Vikings in tackles in 2008-2013 and ranked 2nd

in 2007... Posted career-best 191 tackles in 2012... Tied Scott Studwell for the Vikings franchise record by leading the team in tackles for 6 straight seasons (2008-13)... Set career high with 22 tackles vs. Oakland (11/20/11), the 2nd-most in Vikings history behind Studwell's 24 at Detroit in 1985... Since spending his rookie season on injured reserve with a preseason knee injury, he has not missed a game in the following 7 seasons... Has started 111 of the 112 career games he has played and all 4 playoff contests... From 2007-13, his 11 FRs ranks tied for 2nd in the NFL... Notched 6 takeaways in each 2007 and 2009... Named **NFC Defensive Player of the Week** for game at Detroit (9/20/09) when he had 3 takeaways (2 INT, 1 FR) and recovered an onside kick... Tied for NFL lead with 4 FRs in 2007 and tied for 2nd in 2009 with 3... Scored 1st career TD on a 37-yard INT return at NY Giants (11/25/07), part of a record-setting day against Giants as the Vikings returned 3 INTs for TDs... Helped Vikings tie team record with 6 INT-return TDs in 2007, matching the mark of the 1992 team... Helped Vikings rank #1 in the NFL against the run in 2007 and 2008... Is the only Iowa LB ever selected in the 1st round of the NFL Draft... Selected #17 overall in the 2006 NFL Draft and was the 3rd LB taken, behind only A.J. Hawk (#5) and Ernie Sims (#9).

2013 Played in all 16 games for the 6th consecutive season... Led the team in tackles (167) for the 6th straight season, tying former LB Scott Studwell's franchise record... Was voted by teammates as Vikings **Defensive MVP** for the 2nd-consecutive season and 3rd time overall... Appeared in his 100th career game when the Vikings faced the Steelers in the NFL International Series in London (9/29)... Became the 7th player and 5th LB to record 1,000 career tackles when he tallied 7 at Dallas (11/3)... Tied a career-high with a team-best 3 INTs on the season... Had 3 TFLs vs. Chicago (12/1), tying his single-game high.

2012 Named **Associated Press 2nd-Team All-Pro**... Earned 2nd straight **Pro Bowl** berth... Selected by teammates as Vikings **Defensive MVP**... Helped key Vikings defensive effort that jumped from #21 overall to #16 in total defense... Led team with a career-best 191 tackles... Posted 10+ tackles in 11 games in regular season... Led team with 14 tackles in Wild Card Playoff game at Green Bay (1/5/13)... Had career-high 2.0 sacks in win over eventual NFC champions San Francisco (9/23), catching Alex Smith twice... Had season-high 18 tackles at Green Bay (12/2)... Snared an INT vs. Detroit (11/25)... Had 3rd sack of season at St. Louis (12/16) to add to a FR and 15 tackles in the game.

2011 Selected to **Pro Bowl** for the 1st time in his career... Led team with a then-career-best 174 tackles... Shattered his previous career-high tackles of 150 set in 2008... Set career-high and notched 2nd-best mark in team history with 22-tackle day vs. Oakland (11/20) and had career-high 4 tackles for loss vs. Oakland... Notched 10+ tackles in 9 games during the season.

2010 Recognized by teammates as Vikings **Defensive MVP**... Helped Vikings defense rank in NFL's top-10 for 3rd straight season... Led team in tackles for 3rd straight season with 149, just shy of his career-best 150... Notched 10+ tackles in 6

KICKOFF EXECUTIVES STAFF COACHES PLAYERS ROOKIES 2013 SEASON RECORDS PLAYOFF RECORDS HISTORY EXTRA POINTS

TOPS IN STOPS

Chad Greenway continues to make a mark on the Vikings record book with his prolific performances, he can move into 4th place in career Vikings tackles in 2014.

VIKINGS CAREER TACKLES

PLAYER, GAME	TACKLES
Scott Studwell, 202	1,928
Matt Blair, 160	1,404
Jeff Siemon, 156	1,375
Alan Page, 160	1,118
Chad Greenway, 112	1,088

TACKLES BY A VIKING IN A GAME

PLAYER, GAME	TACKLES
Scott Studwell, at Detroit (11/17/85)	24
Chad Greenway, vs. Oakland (11/20/11)	22
Scott Studwell, at Pittsburgh (9/24/89)	21
Ed McDaniel, at Green Bay (9/4/94)	21

CONSECUTIVE SEASONS LEADING VIKINGS IN TACKLES

PLAYER, SEASONS	CONSECUTIVE SEASONS
Scott Studwell, 1980-85	6
Chad Greenway, 2008-13	6

games during the season...Notched a sack vs. Arizona (11/7)... Recovered a Lions fumble on punt coverage vs. Detroit (9/26) that led to a Vikings TD...Posted 14 tackles vs. Detroit.

2009 Led team in tackles for 2nd straight season...Posted team-high 6 takeaways (3 INTs, 3 FRs) which was tops on NFL LBs...Became only the 3rd Vikings LB to have a 3-takeaway game at Detroit (9/20) with 2 INTs and a FR, returning an INT 36 yards for his season long...Earned 1st career **NFC Defensive Player of the Week** honor at Detroit...Key part of the Vikings defense that finished ranked #6 in the NFL for total defense for the 2nd straight year...Led team in tackles during NFC Championship game with 9...Posted 1st career playoff sack vs. Dallas in Divisional Playoff game against Tony Romo.

2008 Had breakout season in his 2nd year on the field, leading the team in tackles with 150, and posting the 4th-best total by a Vikings LB in team history with 5.5 sacks...Key part of the Vikings ranking #1 in the NFL against the run for the 3rd straight season...Helped Vikings rank #6 in the NFL in total defense, the highest rank since 1994...Had sacks in 3 straight games...Had 10+ tackles in 6 games...Led team with 10 tackles in Wild Card playoff game vs. Philadelphia (1/4/09).

2007 Bounced back from knee injury that cost him his rookie year to lead the team in takeaways with 6...Led the team with 4 FFs and finished 2nd in tackles with 130...Part of record-setting defensive effort that matched the Vikings record with 6 INT-return TDs and posted team-best 3 INT-return TDs in a game at NY Giants (11/25), joining Darren Sharper and Dwight Smith in scoring on returns during the game...The 3 INT-return TDs tied

PICKIN' AND GRINNIN'

Chad Greenway's 9 career INTs ranks 8th in team history by a LB and he's poised to climb that chart as he enters 2014. He snared 3 INTs in 2013, joining only 4 other LBs in the NFL with 3+ INTs and 3+ sacks on the season.

VIKINGS CAREER INTERCEPTIONS BY LINEBACKERS

PLAYER	INTs
Matt Blair	16
Lonnie Warwick	12
Roy Winston	12
Rip Hawkins	12
Scott Studwell	11
Jeff Siemon	11
Jack Del Rio	10
Chad Greenway	9

BIG PLAY GREENWAY

Chad Greenway's 5.5 sacks in 2008 ranked as the 4th-most in a season by a Vikings LB and his 14.5 career sacks is climbing the club's all-time list by LBs.

NFL OPPONENT FUMBLE RECOVERIES 2007-13

PLAYER	FRs
Rob Ninkovich	12
Chad Greenway	11
Bradie James	11
Kerry Rhodes	10
Brian Urlacher	10
Julius Peppers	10
Josh Wilson	10

SACKS IN A CAREER BY VIKINGS LBs

PLAYER, SEASON	SACKS
Matt Blair, 1974-85	23.0
Ed McDaniel, 1992-2001	20.5
Fred McNeill, 1974-85	16.5
E.J. Henderson, 2003-11	15.5
Chad Greenway, 2006-present	14.5
Ben Leber, 2006-11	12.0

for the 2nd-most in an NFL game...Scored 1st career TD on a 37-yard INT return at NY Giants (11/25) off Eli Manning, his 2nd straight week with an INT after picking Daunte Culpepper the week before vs. Oakland (11/18).

2006 Suffered torn ACL in left knee on kickoff coverage in the preseason opener vs. Oakland (8/14)...Placed on injured reserve on 8/17, ending his rookie season.

COLLEGE A 2-time All-Big Ten selection who finished his career ranked 5th in Iowa history with 416 tackles...Started 38 of the 45 games he played in and recorded 10+ tackles in a game 25 times...Iowa's Co-MVP as a senior...His 156 tackles as a senior in '05 rank 3rd in school history...Earned 2nd-team All-Big Ten honors as a sophomore...Redshirted in 2001.

PREP A 1st-team All-State selection as a junior and senior and 3rd-team as a sophomore at Mount Vernon (SD) High...Played 9-man football in high school...Led team to back-to-back state titles as a QB and FS...Named Gatorade Player of the Year for the state...Team captain in football for 3 straight years...Also lettered in basketball, baseball, and track...Won 4 events at the 2000 state track meet, including the triple jump.

STARTING STALWART

Chad Greenway can climb into elite company in Vikings history this season. He enters 2014 with 111 career starts to his credit, good for 7th in team history among LBs. Greenway can move into 5th place by starting every game this season and move his consecutive games played streak to 128.

CAREER GAMES STARTED BY VIKINGS LBs

PLAYER	STARTS
Scott Studwell (1977-90)	160
Roy Winston (1962-76)	160
Jeff Siemon (1972-82)	149
Matt Blair (1974-85)	130
Fred McNeill (1974-84)	121
Wally Hilgenberg (1968-79)	116
Chad Greenway (2007-Present)	111

GREENWAY'S NFL TOTALS

Year	GP/GS	Tackles				Sacks	INTs	PBU	TFL	QBH	FF/FR	Special
		Solo	Asst.	Total	Teams							
2006 (Minn).....	injured reserve											
2007 (Minn).....	16/16	83	47	130	0.0	2 (37)	5	3.0	7	4/4	8	
2008 (Minn).....	16/15	103	47	150	5.5	0	8	8.0	11	3/0	2	
<i>Playoffs</i>	<i>1/1</i>	<i>9</i>	<i>1</i>	<i>10</i>	<i>0.0</i>	<i>0</i>	<i>1</i>	<i>1.0</i>	<i>1</i>	<i>0/0</i>	<i>1</i>	
2009 (Minn).....	16/16	88	39	127	0.0	3 (49)	7	4.0	4	1/3	1	
<i>Playoffs</i>	<i>2/2</i>	<i>12</i>	<i>5</i>	<i>17</i>	<i>1.0</i>	<i>0</i>	<i>2</i>	<i>1.0</i>	<i>1</i>	<i>0/0</i>	<i>0</i>	
2010 (Minn).....	16/16	106	43	149	1.0	0	2	10.0	1	1/1	5	
2011 (Minn).....	16/16	104	70	174	2.0	0	5	13.0	4	0/1	0	
2012 (Minn).....	16/16	121	70	191	3.0	1 (3)	7	7.0	6	0/2	0	
<i>Playoffs</i>	<i>1/1</i>	<i>9</i>	<i>5</i>	<i>14</i>	<i>0.0</i>	<i>0</i>	<i>1</i>	<i>0.0</i>	<i>0</i>	<i>0/0</i>	<i>0</i>	
2013 (Minn).....	16/16	113	54	167	3.0	3 (23)	7	10.0	11	0/0	0	
Total	112/111	718	370	1,088	14.5	9 (112)	41	55.0	44	9/11	16	
<i>Playoffs</i>	<i>4/4</i>	<i>30</i>	<i>11</i>	<i>41</i>	<i>1.0</i>	<i>0</i>	<i>4</i>	<i>2.0</i>	<i>2</i>	<i>0/0</i>	<i>1</i>	

SINGLE-GAME CAREER HIGHS

Tackles.....22..... vs. Oakland, 11/20/11

Solo Tackles.....15..... @ Tampa Bay, 11/16/08

Sack.....2.0..... vs. San Francisco, 9/23/12

QB Hurries.....3..... @ Arizona, 12/14/08; vs. Chicago, 1/1/12

Passes Defensed.....3..... @ Arizona, 12/14/08; @ Cleveland, 9/13/09

Interceptions.....2..... @ Detroit, 9/20/09

Long INT Return.....37t..... @ NY Giants, 11/25/07

Forced Fumbles.....2..... vs. Green Bay, 9/30/07

Fumble Recovery.....1..... 11 times, last @ St. Louis, 12/16/12

Tackles For Loss.....4.0..... vs. Oakland, 11/20/11

GREENWAY'S INTERCEPTIONS			GREENWAY'S SACKS		
GAME	QB	INTs	GAME	QB	SACKS
vs. Oakland, 11/18/07.....	Daunte Culpepper.....	1 (0)	vs. Carolina, 9/21/08.....	Jake Delhomme.....	1.0
@ NY Giants, 11/25/07.....	Eli Manning.....	1 (37t)	vs. Houston, 11/2/08.....	Matt Schaub.....	1.0
@ Detroit, 9/13/09.....	Matthew Stafford.....	2 (49)	vs. Green Bay, 11/9/08.....	Aaron Rodgers.....	1.0
vs. NY Giants, 1/3/10.....	Eli Manning.....	1 (0)	@ Tampa Bay, 11/16/08.....	Jeff Garcia.....	1.0
vs. Detroit, 11/11/12.....	Matthew Stafford.....	1 (3)	@ Arizona, 12/14/08.....	Kurt Warner.....	1.0
vs. Cleveland, 9/22/13.....	Brian Hoyer.....	1 (23)	vs. NY Giants, 12/28/08.....	David Carr.....	0.5
vs. Pittsburgh, 9/29/13.....	Ben Roethlisberger.....	1 (0)	vs. Dallas, 1/17/10*.....	Tony Romo.....	1.0
@ Baltimore, 12/8/13.....	Joe Flacco.....	1 (0)	vs. Arizona, 11/7/10.....	Derek Anderson.....	1.0
Total		9 (112)	vs. Oakland, 11/20/11.....	Carson Palmer.....	1.0
			vs. Chicago, 1/1/12.....	Josh McCown.....	1.0
			vs. San Francisco, 9/23/12.....	Alex Smith.....	2.0
			@ St. Louis, 12/16/12.....	Sam Bradford.....	1.0
			vs. Pittsburgh, 9/29/13.....	Ben Roethlisberger.....	1.0
			vs. Green Bay 10/27/13.....	Aaron Rodgers.....	1.0
			vs. Chicago 12/1/13.....	Josh McCown.....	1.0
			Total		14.5

*playoffs


GREENWAY'S TOUCHDOWN

GAME

@ NY Giants, 11/25/07.....37 INT return



Chad and Jenni Greenway sponsor the annual Greenway Gridiron Gallop 5K race on Father's Day, getting a little help from some Vikings teammates. The event promotes physical fitness and family in conjunction with the Minneapolis Parks Board.



EVERSON GRIFFEN #97

POSITION: Defensive End
HEIGHT/WEIGHT: 6-3/273
DOB: 12-22-87
HOMETOWN: Avondale, AZ

COLLEGE: Southern California
ACQUIRED: D4 (#100) for 2010
NFL SEASON: 5
VIKINGS SEASON: 5

GAMES/STARTS (regular season, playoffs)

2010 (11/0), 2011 (16/0), 2012 (16/1, 1/0), 2013 (16/0). **Total-** 59/1, 1/0.

- Ranked 3rd on team in sacks in 2012 and 2013 and scored 1st career TD on INT return at St. Louis in 2012.
- Attended same high school, Agua Fria in Avondale, AZ, as Vikings Hall of Famer Randall McDaniel.

OFF THE FIELD

Active in the Leaders of Tomorrow program that makes meals available for school-age kids in Minnesota... Married with a son...Takes part in the annual Vikings blood drive and community events with teammates...Majored in sociology at USC...Enjoys being on the water in his free time, with boating, wave runners and water skiing among his favorite activities...Enjoys fishing...Looked up to Vikings legend Randall McDaniel as a young athlete.

PRO

Re-signed with Vikings prior to the opening of free agency in 2014 offseason...Recorded 5.5 sacks in his 4th NFL season, including 2.5 in the last two games of 2013...Had 1st FF of his career vs. Pittsburgh in the NFL International Series in London (9/29/13)...Made impact on Vikings defense in his 2nd season, ranking 3rd on team with 8.0 sacks...Scored 1st career TD on 1st career INT at St. Louis (12/16/12), taking back a Sam Bradford pass 29 yards for a TD...Posted career-best 3.0 sacks vs. Green Bay (12/30/12) in regular season finale, a must-win game that gave the Vikings a playoff berth...Ranked 4th on team in 2011 with 4.0 sacks despite not starting a game...Notched 18 special teams tackles in 2011 to rank #2 on team...Carved out role on special teams to get playing time as a rookie, seeing action in final 11 straight games of season...Burst onto scene with 5 tackles in his 1st career game, at Green Bay (11/21/10)...Selected with the 2nd pick in the 4th round of the 2010 NFL Draft, the 100th player selected overall...Declared for the draft after his junior season at USC.

2013

Saw action along the defensive line in all 16 games... Finished with 5.5 sacks, including 2.5 in the final 2 games of the regular season...Recorded the game-winning strip-sack against Pittsburgh in the NFL International Series in London (9/29), the 1st FF of his career...Tipped a Jay Cutler pass at Chicago (9/15) that led to a Kevin Williams interception in the endzone for a touchback...Recorded sacks in back-to-back games twice during the season...Had a career-best 6 tackles and tied a career-high with 3.0 TFLs at Cincinnati (12/22).

2012

Came on strong late in season, posting 5.0 sacks, 1 INT, 1 TD and 16 QB hurries in the final 7 games...Had a sack in his playoff debut at Green Bay (1/5/13) in NFC Wild Card game... Posted career-best 3.0 sacks vs. Green Bay (12/30) in regular season finale win over Packers that gave the Vikings a playoff berth...Started 1st career game at Houston (12/23)...Scored 1st career TD on 1st career INT at St. Louis (12/16/12), taking back a Sam Bradford pass 29 yards for a TD...His 29-yard INT return TD ranks as the 4th-longest in Vikings history by a defensive lineman...Posted a 22-yard sack against Andrew Luck at Indianapolis (9/16), the 3rd-longest sack in team history.

2011

Played in all 16 games...Notched 4.0 sacks to rank 4th on team...Ranked 2nd on team with 18 special teams tackles, 4 behind team-leader Eric Frampton...Posted 1st career sack vs. Tampa Bay (9/18) when he caught Josh Freeman...Notched

career-best 3 special teams tackles at Kansas City (10/2) and vs. Green Bay (10/23)...Versatile special teamer played as a gunner on punt coverage at times as well as serving as a regular on return units...Contributed to the Vikings 50.0 sacks on the season, tied for 1st in the NFL...Helped Vikings special teams unit set a team record with 26.9 kickoff return average for the season and tied for 1st in the NFL with 4 kickoff returns of 50+ yards.

2010

Played in final 11 games after being inactive for the opening 5 games of the season...Notched career-high 5 tackles on defense vs. Green Bay (11/21)...Had 5 QB hurries in a 5-game span with a season-high 2 vs. Buffalo (12/5)...Posted 8 special teams tackles, notching season-high 2 at Chicago (11/14) and at Detroit (1/2/11).

COLLEGE

Helped USC win or tie for PAC 10 titles in 2007 and 2008...Trojans won Rose Bowl as a freshman and sophomore, topping Illinois as a freshman and Penn State as a sophomore... USC won Emerald Bowl over Boston College as a junior...Earned 2nd-Team All-Pac 10 honors as a junior...Burst onto the scene as a true freshman, starting 2 games...Started 2007 opener vs. Idaho as a true freshman, becoming the 1st USC true freshman to start an opener since Tim Ryan in 1986...Notched career-high 3.5 sacks vs. Oregon State as a true freshman.

PREP

Attended Agua Fria High in Avondale, AZ...Named Super Prep and Scout.com Player of the Year in Arizona... Consensus All-America...Gatorade Circle of Champions Player of the Year for Arizona...Had 16.0 sacks on defense and ran for 1,251 yards and 20 TDs on offense as a senior...Earned 1st-Team All-Region in basketball...Competed as a shot putter... Played AAU hoops.

RAPID RETURNS

Everson Griffen returned an INT 29 yards for his 1st career TD at St. Louis in 2012. The play ranked as the 4th-longest INT return for a TD by a Vikings defensive lineman.

LONGEST INT RETURN TDs BY VIKINGS DEFENSIVE LINEMEN

PLAYER, GAME	PLAY
Kevin Williams, vs. Atlanta, 9/9/07	54t
Jared Allen, at Detroit, 1/2/11	36t
Lance Johnstone, vs. Denver, 10/19/03	33t
Everson Griffen, at St. Louis, 12/16/12	29t

KICKOFF
EXECUTIVES
STAFF
COACHES
PLAYERS
ROOKIES
2013 SEASON
RECORDS
PLAYOFF RECORDS
HISTORY
EXTRA POINTS

GRIFFEN'S NFL TOTALS

Year	GP/GS	Tackles							Special Teams		
		Solo	Asst.	Total	Sacks	INTs	PBU	TFL	QBH	FF/FR	Teams
2010 (Minn)	11/0	5	2	7	0.0	0	0	0	5	0/0	8
2011 (Minn)	16/0	12	3	15	4.0	0	2	4.0	8	0/1	18
2012 (Minn).....	16/1	21	15	36	8.0	1 (29t)	3	10.0	27	0/2	7
Playoffs.....	1/0	3	1	4	1.0	0	0	1.0	1	0/0	0
2013 (Minn).....	16/0	19	11	30	5.5	0	1	9.0	27	1/0	0
Total.....	59/1	57	31	88	17.5	1 (29t)	6	23.0	67	1/3	33
Playoffs.....	1/0	3	1	4	1.0	0	0	1.0	1	0/0	0

SINGLE-GAME CAREER HIGHS

- Tackles..... 6..... @ Cincinnati, 12/22/13
- Solo Tackles.....5..... @ Cincinnati, 12/22/13
- Sack 3.0..... vs. Green Bay, 12/30/12
- Interception 1..... @ St. Louis, 12/16/12
- Long INT Return 29t..... @ St. Louis, 12/16/12
- Fumble Recovery 1..... vs. San Francisco, 9/24/12; @ Houston, 12/23/12
- QB Hurries 4..... vs. Green Bay, 12/30/12
- Special Teams Tackles3..... @ Kansas City, 10/2/11; vs. Green Bay, 10/23/11

GRIFFEN'S SACKS (* Playoffs)

GAME	QB	SACKS
vs. Tampa Bay, 9/18/11.....	Josh Freeman.....	1.0
@ Kansas City, 10/2/11.....	Matt Cassel.....	1.0
vs. Green Bay, 10/13/11.....	Aaron Rodgers.....	1.0
@ Atlanta, 11/27/11.....	Matt Ryan.....	1.0
@ Indianapolis, 9/16/12.....	Andrew Luck.....	1.0
@ Detroit, 9/30/12.....	Matthew Stafford.....	2.0
vs. Detroit, 11/11/12.....	Matthew Stafford.....	1.0
vs. Chicago, 12/9/12.....	Jay Cutler.....	1.0
vs. Green Bay, 12/30/12.....	Aaron Rodgers.....	3.0
@ Green Bay, 1/5/13*.....	Aaron Rodgers.....	1.0
vs. Pittsburgh, 9/29/13.....	Ben Roethlisberger.....	1.0
@ Dallas 11/3/13.....	Tony Romo.....	1.0
vs. Washington 11/7/13.....	Robert Griffin III.....	1.0
@ Cincinnati 12/22/13.....	Andy Dalton.....	1.5
vs. Detroit 12/29/13.....	Matthew Stafford.....	1.0
Total.....		18.5

GRIFFEN'S INTERCEPTION

GAME	QB	INT
@ St. Louis, 12/16/12.....	Sam Bradford.....	1 (29t)

GRIFFEN'S TOUCHDOWN

GAME	PLAY
@ St. Louis, 12/16/12.....	29 INT Return

FOURS SCORE IN RECENT YEARS

The Vikings have had success finding talent in the 4th round of the NFL Draft in recent seasons and the current roster features several 4th-rounders who have become key contributors to the squad.

RECENT VIKINGS 4TH-ROUND PICKS

- 2013 ... Gerald Hodges, LB, Penn State (4b, #120)
- 2012 ... Jarius Wright, WR, Arkansas (4b, #118)
- 2012 ... Rhett Ellison, TE, USC (4c, #128)
- 2010 ... Everson Griffen, DE, USC (4a, #100)
- 2007... Brian Robison, DE, Texas (4a, #102)

4TH ROUND SELECTIONS BY OTHERS TEAMS WITH VIKINGS

- 2010 ... Corey Wootton, DE, Northwestern (4, #109 - Chicago)





GERALD HODGES #50

POSITION: Linebacker
HEIGHT/WEIGHT: 6-2/243
DOB: 1-17-91
HOMETOWN: Paulsboro, NJ

COLLEGE: Penn State
ACQUIRED: D4 (#120) for 2013
NFL SEASON: 2
VIKINGS SEASON: 2

GAMES/STARTS (regular season, playoffs)

2013 (11/0). Total- 11/0

- Led Penn State in tackles as a junior and senior, posting over 100 stops each season.
- The highest-drafted LB by the Vikings since Chad Greenway in 2006, the #17 pick overall

OFF THE FIELD Has completed coursework for a degree in rehabilitation...Aspires to a career in teaching or counseling following his football career...Joins fellow LB from PSU Michael Mauti in the 9-member Vikings 2013 Draft class.

PRO Appeared in 11 games, mainly on special teams, during his rookie season...1 of 10 rookies to see action for the Vikings in 2013...At the time of his selection, he was the highest LB drafted by the Vikings since Chad Greenway was taken #17 overall in 2006.

2013 Played primarily as a special teamer in 11 games, including the last 10 straight games, in his 1st NFL season...Recorded multiple special teams tackles in 3 games (at Dallas, at Green Bay and at Baltimore)...Had 9 total special teams tackles (6 solo).

COLLEGE Started 26 of the 44 games he played at SAM LB for PSU...Earned 2nd-Team All-Big Ten honors as a senior by conference coaches and media as senior...Tabbed as 1st-Team All-Big Ten honoree by coaches and 2nd-Team honoree by media as a junior...Selected Big Ten Defensive Player of the Week 3 times in his career, twice as a junior and once as a

senior...Became only 11th player in Nittany Lions history to lead the team in tackles in consecutive seasons...Ended career ranked #15 in school history with 249 tackles, posting only 34 in his opening 2 seasons...Played in 2013 East-West Shrine Game following senior season...Ranked #4 in the Big Ten with 109 tackles...Named Big Ten Defensive Player of the Week as a senior for performance against Northwestern...Took home Big Ten Defensive Player of the Week recognition in consecutive weeks as a junior against Northwestern and Illinois...Had INTs against Navy and Indiana as a senior...Set career-high with 14 tackles as a junior at Northwestern along with snaring his 1st career INT and returning it 63 yards...Started 1st career game as a sophomore vs. Indiana...Tied season-best with 6 tackles vs. Florida in Outback Bowl...Saw time in each game as a freshman in 2009, 1 of 8 true freshmen to get game action...Began season at safety but moved to LB following a series of injuries that depleted the unit.

PREP Was twice named All-South Jersey and All-Conference at Paulsboro, NJ High...Standout QB, S and return man...Was a 3-year starter at QB...Ended prep career ranked the #4 OLB in the nation by Scout.com...Helped team to South Jersey Group I title as a junior and senior...Captained wrestling and track teams...Ended junior wrestling season with 40-1 record and ranked 3rd in state.

HODGES' NFL TOTALS

Year	GP/GS	Tackles			Sacks	INTs	PBU	TFL	QBH	FF/FR	Special
		Solo	Asst.	Total							Teams
2013 (Minn).....	11/0	0	0	0	0.0	0	0	0.0	0	0/0	9
Totals	11/0	0	0	0	0.0	0	0	0.0	0	0/0	9

SINGLE-GAME CAREER HIGHS

Special Teams Tackles2..... 3x, last @ Baltimore, 12/8/13

VIKINGS RANK AMONG NFL'S ALL-TIME LEADERS

The Vikings 25 all-time playoff berths and 19 Division titles rank among the NFL's all-time leaders with only Pittsburgh and Dallas making more trips to the playoffs than the Vikings and only Pittsburgh, San Francisco and Dallas have more Division titles than the Vikings 16.

NFL DIVISION TITLES SINCE THE 1970 MERGER

Pittsburgh.....	20
San Francisco	19
Dallas	17
Minnesota	16
New England	15
Indianapolis	14

NFL PLAYOFF BERTHS SINCE THE 1970 MERGER

Pittsburgh.....	26
Dallas	26
Minnesota	25
San Francisco	24
Miami	22
Indianapolis.....	21



GREG JENNINGS #15

POSITION: Wide Receiver
HEIGHT/WEIGHT: 6-0/195
DOB: 9/21/83
HOMETOWN: Kalamazoo, MI

COLLEGE: Western Michigan
ACQUIRED: UFA (GB) for 2013
NFL SEASON: 9
VIKINGS SEASON: 2

GAMES/STARTS (regular season, playoffs)

2006 (14/10-GB), 2007 (13/13, 2/0-GB), 2008 (16/15-GB), 2009 (16/13, 1/1-GB), 2010 (16/16, 4/4-GB), 2011 (13/13, 1/1-GB), 2012 (8/5, 2/2-GB), 2013 (15/15). **Total:**111/101, 10/8 (15/15-Minn, 96/86, 10/8-GB)

- Led the Vikings in receptions (68), receiving yards (804) and tied for team lead in TD receptions in 2013 in only 15 games.
- Has posted 24 career games with 100+ yards receiving and 7 career games with multiple receiving TDs. Is the NFL's active leader with 4 TDs over 80 yards.
- Helped lead Green Bay to Super Bowl XLV crown, catching 2 TDs in title game against Pittsburgh.

OFF THE FIELD

Started the Greg Jennings foundation in 2008, focusing on striving for a community where all educational needs for youth are met...Has hosted an annual golf tournament that was hosted in Milwaukee, WI for 4 consecutive years and currently takes place in Kalamazoo, MI for 3 consecutive years and has raised more than \$200,000 for his foundation...Built his 1st Habitat for Humanity house in June of '08 with the proceeds from his charity golf tournament...The foundation has also hosted several charity bowl-a-thons which raised money for Habitat for Humanity...Has held 6 Greg Jennings Foundation Football and Cheer Camps...Worked with local Minnesota company, Starkey, in 2012 when going on an African mission trip to fit children with hearing aids...Returned to Western Michigan in 2010 and graduated with a major in public relations and a minor in drug abuse counseling...Plays the bass and guitar...Is active in the church as his father, Greg, is a pastor at Progressive Deliverance Ministries in Kalamazoo and his mother, Gwen, is a missionary...Created his own website, www.theofficialgjj.com...Has experience in acting and has played a lab technician in the CBS crime drama Criminal Minds, a football coach on USA's Royal Pains and playing himself in several Old Spice commercials...First cousin of former Denver Broncos LB Ian Gold...Sister, Valynia, is an up-and-coming musician looking to release her first collaborative gospel album...Brother, Cortney, played basketball at Wayne State...Sister, Ebony, is a recent graduate from Western Michigan with a Masters in Sport Management...Wife, Nicole, who also attended WMU...The couple has 4 children: Amya, Alea, Ayva and Aice...The Jennings family resides in Edina.

HONORS Earned back-to-back **Pro Bowl** honors in 2010 and 2011...Chosen as the **NFC Offensive Player of the Week** with his

7 receptions, 152 yards and 3 TDs at Minnesota (11/21/10)... Selected to the USA Today's **All-Joe** Team in 2009...Named to PFW/PFWA **All-Rookie** team in 2006.

PRO Changed to jersey #15, his college jersey, when he came to Minnesota after wearing #85 during Green Bay career...In his 1st season with Vikings in 2013, notched 68 receptions, his highest total since 2010...Hauled in 2 of the 3 longest TD passes by the Vikings in 2013, a 70 and a 57-yarder, each from QB Matt Cassel...Vikings priority free agent signing in 2013 offseason...A 2-time Pro Bowler (2010, '11)...Super Bowl XLV champion...Recorded 3 consecutive 1,000 yard seasons (2008-10) and has twice caught 12 TDs in a season (2007, '10)...Has 24 100-yard receiving games in his career and 7 career games with multiple TD receptions...Is the NFL's active leader with 4 receiving TDs of 80+ yards...Since 2007, is among the NFL's leaders in 25-yard receptions (7th-65), TD receptions (4th-54) and yards per catch average (4th-15.0)...Ranks in the top-10 in Green Bay history in receptions (7th, 425), receiving yards (7th, 6,537), 100-yard receiving games (4th, 23) and TD catches (5th, 53)...Ranks 1st in Packers history with 50 postseason receptions and ranks 3rd in postseason team receiving yards with 673...The 4th WR selected (1-25-PIT), Chad Jackson (2-36-NE) and Sinorice Moss (2-44-NYG).

2013 Led team with 68 receptions and 804 yards...Caught 2 TDs passes vs. Pittsburgh (9/29/13) at Wembley Stadium, his 7th career game with 2 or more TDs, scoring on 70 and 16-yard passes...The 70-yard TD was his 7th of 70+ yards which ranks him 3rd all-time in NFL history...All 4 TDs came from QB Matt Cassel...Started and appeared in 15 games...Had career-high 11 catches season-high 163 yards vs. Philadelphia (12/15) in win over playoff-bound Eagles, including a 57-yard TD from Cassel...His long TD against Philadelphia was his 2nd 50+ yard TD of season.

2012 Limited to 8 games while making 5 starts in 2012 due to a groin/abdomen injury...Finished the season strong with 15 receptions for 165 yards and 3 TDs over the final 2 regular season games...Had his most productive day of the season in season finale at Minnesota and finished with season highs in catches (8), yards (120) and TDs (2)...Started in both playoff games...Led the team in receiving yards (61) in the Wild Card game vs. Minnesota and led the team in receptions (6) in the Divisional game at San Francisco...Led Packers in playoffs with 10 receptions, 115 yards and 1 TD.

WAY ABOVE AVERAGE

Greg Jennings's 15.0 yards per catch ranks 4th among players since 2007 with at least 350 receptions. Jennings has amassed 26 career 100-yard games in his career- 23 in the regular season and 3 in the playoffs. Jennings set his career-high with 11 receptions in a game vs. Philadelphia (12/15/13) in the Vikings win over the playoff-bound Eagles.

NFL RECEIVING AVERAGE 2007-13 WITH MIN. 350 CATCHES

PLAYER	AVG
Vincent Jackson	17.5
DeSean Jackson	17.2
Calvin Johnson	16.3
Greg Jennings	15.0

JENNINGS JUMP OUT

Since his breakout season in 2007, Greg Jennings ranks 6th in the NFL receiving TDs. Among his TDs was Brett Favre's NFL record-breaking #421 against the Vikings in 2007.

NFL RECEIVING TDs 2007-13

PLAYER	TDs
Calvin Johnson	66
Larry Fitzgerald	63
Randy Moss (retired)	55
Marques Colston	55
Brandon Marshall	55
Greg Jennings	54
Antonio Gates	53

KICKOFF EXECUTIVES STAFF COACHES PLAYERS ROOKIES 2013 SEASON RECORDS PLAYOFF RECORDS HISTORY EXTRA POINTS

2011 Selected to his 2nd consecutive **Pro Bowl**...Started all 13 games he appeared in, including the NFC Divisional playoff game vs. NY Giants...Ranked 2nd on the team in receptions (67), yards (949) and TDs (9)...Fell 51 yards shy of his 4th consecutive 1,000 yard season...Recorded 3 games with 100+ receiving yards on the season, 4th straight season with at least 3 over the century mark.

2010 Earned his 1st **Pro Bowl** selection after starting all 16 games and posting his 3rd consecutive 1,000-yard season...Tied for 1st in the NFC (12- C.Johnson-DET) and 2nd in the NFL in TD receptions (15-D. Bowe-KC) in TD catches...His 1,265 receiving yards was 4th in the League...Tied a career-high 5 100-yard games for a 3rd straight year...His 16.6-yard average per catch ranked 2nd in the NFL with players over 65 receptions...Had 8 catches for 130 yards in the NFC Championship Game at Chicago...Caught 2 TD passes, a 21-yarder and 8-yarder, in Super Bowl XLV victory vs. Pittsburgh...Had 100+ yards receiving in NFC Divisional Round game at Atlanta (1/15/11) and NFC Championship Game at Chicago (1/23/11)...Had 2nd career 3-game streak with 100+ receiving yards.

2009 Played 16 games for a 2nd straight year, earning 13 starts...Named to the **USA Today All-Joe Team**...Led the team with 1,113 receiving yards on 68 catches...Caught 4 TDs on the season and tied a career best with 5 games of 100+ yards...Had 8 receptions, 130 yards (season-high) and 1 TD at Arizona in the NFC Wild Card game.

2008 Appeared in all 16 games for the 1st time in his career and made 15 starts...Led the Packers with a career-high 80 receptions for a career-best 1,292 yards adding a team-high 9 TDs...Had 5 games with 100+ yards on the season...Ranked 7th in the NFC in receptions and 6th in the NFL in receiving yards...Led the League with 8 receptions over 40 yards.

2007 Started all 13 games he played...Tied for 7th in the NFL and 3rd in the NFC in scoring (72) for non-kickers...His 17.4-yard average per catch was 4th in the League...Caught a TD in 5 consecutive games (Weeks 11-15)...Caught Brett Favre's 420th TD pass (tying Dan Marino) with a 57-yard score vs. San Diego (9/23)...Caught Favre's record-breaking 421st TD pass at Minnesota (9/30) on a 16-yard reception...Scored the game-

winning TD in OT at Denver (10/29) with a 82-yarder on the 1st play of OT...Caught Aaron Rodgers' 1st career TD pass at Dallas (11/29), an 11-yard score...Made playoff debut vs. Seattle (1/12/08) in Divisional Round and caught a team-high 6 passes for 71 yards and 2 TDs...Caught 1 pass in NFC Championship game loss vs. NY Giants (1/20/08).

2006 Played in 14 games with 11 starts in his rookie season...Ranked 3rd on the team with 45 receptions, 632 receiving yards and 2nd with 3 TD catches...Returned 5 punts for 29 yards (5.8) and recorded 3 special teams tackles...Named to the Pro Football Weekly/PFWA **All-Rookie** team...Made his NFL debut vs. Chicago (9/10/06)...Started his 1st game vs. New Orleans (9/17/06) and caught his 1st TD pass on a 22-yard toss from Brett Favre...Earned **Diet Pepsi NFL Offensive Rookie of the Week** at Detroit (9/24/06) as he had 3 receptions for 101 yards and 1 TD (75), Favre's 400th TD pass of his career.

COLLEGE Finished his Western Michigan career as the school's all-time leader in receptions (238), TD catches (39), and all-purpose yards (5,093)...Ranked 2nd in receiving yards with (3,539)...Became just the 11th player in NCAA Division I history to record 3 career 1,000-yard receiving seasons (2003-05)...Recorded 18 career 100-yard games...Was a 3rd-Team All-America pick by the Associated Press and received 2nd-Team honors by SI following his senior season...MAC's Vern Smith Leadership Award (conference MVP) winner along with the MAC Offensive Player of the Year, becoming the 1st player to win both awards since Randy Moss from Marshall in '97...The 1st WR drafted out of Western Michigan.

PREP Was All-Conference in three sports - football, basketball and track - at Kalamazoo Central...Lettered 3 times in FB and played WR, RB, OLB and DB...Was 2nd-Team All-State after his junior year...Played with RB Jerome Harrison (Browns, Eagles, Lions) and helped Central to its 1st Big Eight Conference title...Named 2nd-Team All-State in basketball as a senior when they went 24-4...Won state long jump title (21-9) as a senior and ran a leg of the 4x100 team as a junior...Attended the same high school as Yankees legend Derek Jeter.

JENNINGS' NFL TOTALS

Year	GP/GS	RECEIVING					TD
		No.	Yds.	Avg.	Lg		
2006 (GB)	14/11	45	632	14.0	75t	3	
2007 (GB)	13/13	53	920	17.4	82t	12	
Playoffs	2/0	7	85	12.1	24	2	
2008 (GB)	16/15	80	1,292	16.2	63	9	
2009 (GB)	16/13	68	1,113	16.4	83t	4	
Playoffs	1/1	8	130	16.3	35	1	
2010 (GB)	16/16	76	1,265	16.6	86t	12	
Playoffs	4/4	21	303	14.4	31	2	
2011 (GB)	13/13	67	949	14.2	79t	9	
Playoffs	1/1	4	40	10.0	14	0	
2012 (GB)	8/5	36	366	10.2	45	4	
Playoffs	2/2	10	115	11.5	32	1	
2013 (Minn)	15/15	68	804	11.8	70t	4	
Total	111/101	493	7,341	14.9	86t	57	
Playoffs	10/8	50	673	13.5	35	6	

SINGLE-GAME CAREER HIGHS

Receptions.....11.....vs. Philadelphia, 12/15/13
 Receiving Yards 167.....@ Detroit, 9/14/08
 Receiving TDs3.....@ Minnesota, 11/21/10
 Long Reception86t.....vs. Miami, 10/17/10

JENNINGS' 100-YARD GAMES (*-playoffs)	
Game	Yds/Rec/TD
@ Detroit, 9/24/06	101/3/1
vs. St. Louis, 10/8/06	105/5/1
@ Denver, 10/29/07	141/6/1
vs. Oakland, 12/9/07	100/2/1
@ Detroit, 9/14/08	167/6/0
vs. Dallas, 9/21/08	115/8/0
@ Tampa Bay, 9/28/08	109/6/2
@ New Orleans, 11/24/08	101/8/1
vs. Detroit, 12/28/08	101/5/0
vs. Chicago, 9/13/09	106/6/1
@ St. Louis, 9/27/09	103/2/0
vs. San Francisco, 11/22/09	126/5/1
@ Pittsburgh, 12/20/09	118/5/1
vs. Seattle, 12/27/09	111/4/0
@ Arizona, 1/10/10*	130/8/1
vs. Miami, 10/17/10	133/6/1
@ Minnesota, 11/21/10	152/7/3
@ Atlanta, 11/28/10	119/5/0
vs. San Francisco, 12/5/10	122/6/2
vs. NY Giants, 12/26/10	142/7/0
@ Atlanta, 1/15/11*	101/8/0
@ Chicago, 1/23/11*	130/8/0
@ Chicago, 9/25/11	119/9/0
vs. Denver, 10/2/11	103/7/1
@ Minnesota, 10/23/11	147/7/1
@ Minnesota, 12/30/12	120/8/2
vs. Philadelphia, 12/15/13	163/11/1
Total	27 (24 regular season, 3 playoffs)

GREG GOES DEEP

Greg Jennings leads all active NFL receivers with 4 TD receptions of 80+ yards with 4. All 4 of his 80+ yard catches have been for TDs, 2 each from Brett Favre and Aaron Rodgers, the last and longest was an 86t from Rodgers vs. Miami in 2010.

NFL 80+ YARD TDs BY ACTIVE RECEIVERS

PLAYER	80+ TDs
Greg Jennings	4
Julio Jones.....	3
Jordy Nelson.....	3
Mike Wallace.....	3
Kenny Britt, Dallas Clark.....	2
Victor Cruz, Pierre Garcon.....	2
Josh Gordon, DeSean Jackson.....	2
Calvin Johnson, Mario Manningham.....	2

THAT 70+ SHOW

Greg Jennings hauled in a 70-yard TD catch from Matt Cassel against Pittsburgh during the International Series game in London (9/29/13), his 7th career 70+ TD, tying him for the most among active players. His play against the Steelers in London keyed the Vikings to the International Series win.

NFL 70+ YARD TDs BY RECEIVERS SINCE THE 1970 MERGER

PLAYER	70+ TDs
Jerry Rice.....	9
James Lofton.....	8
Terrell Owens.....	8
Greg Jennings	7
Victor Cruz.....	7
Calvin Johnson.....	7
John Taylor.....	7

JENNINGS' TOUCHDOWNS (*-playoffs, #-International Series, London, England)

Game	PLAY
vs. New Orleans, 9/17/06.....	22 pass from Favre at Detroit, 9/24/06.....
vs. St. Louis, 10/8/06.....	46 pass from Favre vs. San Diego, 9/23/07.....
vs. Minnesota, 9/30/07.....	16 pass from Favre vs. Chicago, 10/7/07.....
at Denver, 10/29/07.....	82 pass from Favre at Kansas City, 11/4/07.....
13 pass, 60 pass from Favre vs. Carolina, 11/18/07.....	4 pass from Favre at Detroit, 11/22/07.....
11 pass, 4 pass from Favre at Dallas, 11/29/07.....	11 pass from Rodgers vs. Oakland, 12/9/07.....
80 pass from Favre at St. Louis, 12/16/07.....	44 pass from Favre vs. Seattle, 1/12/08*.....
15 pass, 2 pass from Favre at Tampa Bay, 9/28/08.....	25 pass, 48 pass from Rodgers vs. Atlanta, 10/5/08.....
25 pass from Rodgers at Seattle, 10/12/08.....	45 pass from Rodgers vs. Chicago, 11/16/08.....
3 pass from Rodgers at New Orleans, 11/24/08.....	7 pass from Rodgers vs. Carolina, 11/30/08.....
21 pass from Rodgers at Jacksonville, 12/14/08.....	4 pass from Rodgers at Chicago, 12/22/08.....
7 pass from Rodgers vs. Chicago, 9/13/09.....	50 pass from Rodgers vs. Minnesota, 11/1/09.....
10 pass from Rodgers vs. San Francisco, 11/22/09.....	64 pass from Rodgers at Pittsburgh, 12/20/09.....
83 pass from Rodgers at Arizona, 1/10/10*.....	6 pass from Rodgers at Philadelphia, 9/12/10.....
32 pass from Rodgers at Chicago, 9/27/10.....	7 pass from Rodgers vs. Detroit, 10/3/10.....
17 pass from Rodgers	


vs. Miami, 10/17/10.....	86 pass from Rodgers vs. Minnesota, 10/24/10.....
14 pass from Rodgers vs. Dallas, 11/7/10.....	8 pass from Rodgers at Minnesota, 11/21/10.....
11 pass, 46 pass, 22 pass from Rodgers vs. San Francisco, 12/5/10.....	57 pass, 1 pass from Rodgers at New England, 12/19/10.....
1 pass from Rodgers vs. Pittsburgh, 2/6/11*.....	21 pass, 8 pass from Rodgers vs. New Orleans, 9/8/11.....
7 pass from Rodgers at Carolina, 9/18/11.....	49 pass from Rodgers vs. Denver, 10/2/11.....
17 pass from Rodgers at Atlanta, 10/9/11.....	29 pass from Rodgers at Minnesota, 10/23/11.....
79 pass from Rodgers at San Diego, 11/6/11.....	4 pass from Rodgers vs. Minnesota, 11/14/11.....
24 pass from Rodgers at Detroit, 11/24/11.....	3 pass from Rodgers at New York Giants, 12/4/11.....
20 pass from Rodgers vs. New Orleans, 9/30/12.....	9 pass from Rodgers vs. Tennessee, 12/23/12.....
1 pass from Rodgers at Minnesota, 12/30/12.....	3 pass, 5 pass from Rodgers at San Francisco, 1/12/13*.....
3 pass from Rodgers vs. Pittsburgh, 9/29/13#.....	70 pass, 16 pass from Cassel vs. Chicago, 12/1/13.....
8 pass from Cassel vs. Philadelphia, 12/15/13.....	57 pass from Cassel
Total	63 (57 regular season, 6 playoffs)

JENNINGS' CAREER GAME-BY-GAME (*-start, ^-Super Bowl)

2006	GREEN BAY	No.	Yards	Avg.	Long	TD
9/10	Chicago	1	5	5.0	5	0
9/17	New Orleans*	6	67	11.2	23	1
9/24	@ Detroit*	3	101	33.7	75t	1
10/2	@ Philadelphia*	5	86	17.2	30	0
10/8	St. Louis*	5	105	21.0	46t	1
10/22	@ Miami*	1	14	14.0	14	0
11/5	@ Buffalo	5	69	13.8	25	0
11/12	@ Minnesota	3	38	12.7	14	0
11/19	New England*	1	26	26.0	26	0
11/27	@ Seattle*	6	50	8.3	17	0
12/3	NY Jets*	2	14	7.0	7	0
12/10	@ San Francisco*	5	50	10.0	17	0
12/17	Detroit*	1	5	5.0	5	0
12/21	Minnesota*	1	2	2.0	2	0
Totals	GP/GS: 14/11	45	632	14.0	75t	3

2007	GREEN BAY	No.	Yards	Avg.	Long	TD
9/23	San Diego*	4	82	20.5	57t	1
9/30	@ Minnesota*	3	43	14.3	18	1
10/7	Chicago*	4	83	20.8	41t	1
10/14	Washington*	3	20	6.7	8	0
10/29	@ Denver*	6	141	23.5	82t	1
11/4	@ Kansas City*	3	85	28.3	60t	2
11/11	Minnesota*	4	63	15.8	34	0
11/18	Carolina*	7	48	6.9	12	1
11/22	@ Detroit*	5	60	12.0	24	2
11/29	@ Dallas*	5	87	17.4	43	1
12/9	Oakland*	2	100	50.0	80t	1
12/16	@ St. Louis*	4	66	16.5	44t	1
12/23	@ Chicago*	3	42	14.0	20	0
Totals	GP/GS: 13/13	53	920	17.4	82t	12
PLAYOFFS						
1/12/08	Seattle	6	71	11.8	24	2
1/20/08	NY Giants	1	14	14.0	14	0
Totals	GP/GS: 2/0	7	85	12.1	24	2

2008					2011										
GREEN BAY	No.	Yards	Avg.	Long	TD	GREEN BAY	No.	Yards	Avg.	Long	TD				
9/8	Minnesota*	91	18.2	56	0	9/8	New Orleans*	89	12.7	22	1				
9/14	@ Detroit*	167	27.8	62	0	9/18	@ Carolina*	55	27.5	49t	1				
9/21	Dallas*	115	14.4	26	0	9/25	@ Chicago*	119	13.2	25	0				
9/28	@ Tampa Bay*	109	18.2	48t	2	10/2	Denver*	103	14.7	43	1				
10/5	Atlanta*	87	21.8	36	1	10/9	@ Atlanta*	82	20.5	39	1				
10/12	@ Seattle*	84	16.8	45t	1	10/16	St. Louis*	82	13.7	24	0				
10/19	Indianapolis*	32	10.7	14	0	10/23	@ Minnesota*	147	21.0	79t	1				
11/2	@ Tennessee*	79	26.3	52	0	11/6	@ San Diego*	46	7.7	21	1				
11/9	@ Minnesota*	37	12.3	15	0	11/14	Minnesota*	32	10.7	24t	1				
11/16	Chicago*	64	12.8	29	1	11/20	Tampa Bay*	6	3.0	4	0				
11/24	@ New Orleans*	101	12.6	24	1	11/24	@ Detroit*	74	14.8	31	1				
11/30	Carolina*	91	11.4	21t	1	12/4	@ NY Giants*	94	13.4	20t	1				
12/7	Houston*	74	37.0	63	0	12/11	Oakland*	20	10.0	12	0				
12/14	@ Jacksonville*	22	7.3	11	1	Totals	GP/GS: 13/13	949	14.2	79t	9				
12/22	@ Chicago*	38	6.3	10	1	PLAYOFFS									
12/28	Detroit*	101	20.2	47	0	1/15/12	NY Giants*	40	10.0	14	0				
Totals	GP/GS: 16/15	1,292	16.2	63	9	Totals	GP/GS: 1/1	40	10.0	14	0				
2009					2012										
GREEN BAY	No.	Yards	Avg.	Long	TD	GREEN BAY	No.	Yards	Avg.	Long	TD				
9/13	Chicago*	106	17.7	50t	1	9/9	San Francisco*	34	6.8	10	0				
9/20	Cincinnati*	0	0.0	0	0	9/24	@ Seattle*	35	5.8	13	0				
9/27	@ St. Louis*	103	51.5	53	0	9/30	New Orleans*	9	9.0	9t	1				
10/5	@ Minnesota*	31	10.3	14	0	12/2	Minnesota*	46	11.5	18	0				
10/18	Detroit*	64	10.7	26	0	12/9	Detroit*	27	27.0	27	0				
10/25	@ Cleveland*	52	10.4	18	0	12/16	@ Chicago*	50	12.5	19	0				
11/1	Minnesota*	81	11.6	30	1	12/23	Tennessee*	45	6.4	9	1				
11/8	@ Tampa Bay*	61	12.2	21	0	12/30	@ Minnesota*	120	15.0	45	2				
11/15	Dallas*	45	11.3	14	0	Totals	GP/GS: 8/5	366	10.2	45	4				
11/22	San Francisco*	126	25.2	64t	1	PLAYOFFS									
11/26	@ Detroit*	53	13.3	33	0	1/5/13	Minnesota*	61	15.3	32	0				
12/7	Baltimore*	77	12.8	21	0	1/12/13	@ San Francisco*	54	9.0	30	1				
12/13	@ Chicago*	56	18.7	25	0	Totals	GP/GS: 2/2	115	11.5	32	1				
12/20	@ Pittsburgh*	118	23.6	83t	1										
12/27	Seattle*	111	27.8	40	0										
1/3/10	@ Arizona*	29	9.7	12	0										
Totals	GP/GS: 16/13	1,113	16.4	83t	4										
PLAYOFFS					2013										
1/10/10	@ Arizona*	130	16.3	35	1	MINNESOTA	No.	Yards	Avg.	Long	TD				
Totals	GP/GS: 1/0	130	16.3	35	1	9/8	@ Detroit*	33	11.0	33	0				
										9/15	@ Chicago*	84	16.8	22	0
										9/22	Cleveland*	43	14.3	27	0
										9/29	Pittsburgh*	92	17.7	70t	2
										10/13	Carolina*	34	5.7	20	0
										10/21	@ NY Giants*	41	10.3	12	0
										10/27	Green Bay*	9	9.0	9	0
										11/3	@ Dallas*	56	9.3	27	0
										11/7	Washington*	18	6.0	10	0
										11/17	@ Seattle*	inactive			
										11/24	@ Green Bay*	29	14.5	21	0
										12/1	Chicago*	78	11.1	19	1
										12/8	@ Baltimore*	53	10.6	19	0
										12/15	Philadelphia*	163	14.8	57t	1
										12/22	@ Cincinnati*	27	6.8	14	0
										12/29	Detroit*	44	8.8	14	0
										Totals	GP/GS: 15/15	804	11.8	70t	4
2010					2014										
GREEN BAY	No.	Yards	Avg.	Long	TD	GREEN BAY	No.	Yards	Avg.	Long	TD				
9/12	@ Philadelphia*	82	16.4	32t	1	9/7	Atlanta*	80	12.8	28	0				
9/19	Buffalo*	36	12.0	21	0	9/14	@ Detroit*	106	17.7	50t	1				
9/27	@ Chicago*	18	9.0	11	1	9/21	Dallas*	115	14.4	26	0				
10/3	Detroit*	25	12.5	17t	1	9/28	@ Tampa Bay*	109	18.2	48t	2				
10/10	@ Washington*	22	11.0	14	0	10/5	Atlanta*	87	21.8	36	1				
10/17	Miami*	133	22.2	86t	1	10/12	@ Seattle*	84	16.8	45t	1				
10/24	Minnesota*	74	12.3	24	1	10/19	Indianapolis*	32	10.7	14	0				
10/31	@ NY Jets*	81	13.5	30	0	11/2	@ Tennessee*	79	26.3	52	0				
11/7	Dallas*	80	11.4	33	1	11/9	@ Minnesota*	37	12.3	15	0				
11/21	@ Minnesota*	152	21.7	47	3	11/16	Chicago*	64	12.8	29	1				
11/28	@ Atlanta*	119	23.8	35	0	11/24	@ New Orleans*	101	12.6	24	1				
12/5	San Francisco*	122	20.3	57t	2	11/30	Carolina*	91	11.4	21t	1				
12/12	@ Detroit*	52	13.0	32	0	12/7	Houston*	74	37.0	63	0				
12/19	@ New England*	30	7.5	16	1	12/14	@ Jacksonville*	22	7.3	11	1				
12/26	NY Giants*	142	20.3	36	0	12/22	@ Chicago*	38	6.3	10	1				
1/2/11	Chicago*	97	24.3	46	0	12/28	Detroit*	101	20.2	47	0				
Totals	GP/GS: 16/16	1,265	16.6	86t	12	Totals	GP/GS: 16/15	1,292	16.2	63	9				
PLAYOFFS					2015										
1/9/11	@ Philadelphia*	8	8.0	8	0										
1/15/11	@ Atlanta*	101	12.6	30	0										
1/23/11	@ Chicago*	130	16.3	26	0										
2/6/11	Pittsburgh*	64	16.0	31	2										
Totals	GP/GS: 4/4	303	14.4	31	2										



CHARLIE JOHNSON #74

POSITION: Guard
HEIGHT/WEIGHT: 6-4/305
DOB: 5-2-84
HOMETOWN: Sherman, TX

COLLEGE: Oklahoma State
ACQUIRED: FA (Ind) for 2011
NFL SEASON: 9
VIKINGS SEASON: 4

GAMES/STARTS (regular season, playoffs)

2006 (16/1, 4/0-Ind), 2007 (14/10, 1/0-Ind), 2008 (16/16, 1/1-Ind), 2009 (12/12, 3/3-Ind), 2010 (15/15, 1/1-Ind), 2011 (16/16), 2012 (16/16, 1/1), 2013 (15/15). **Total-** 120/101, 11/6 (47/47, 1/1-Minn; 73/54, 10/5-Ind).

- Starter at LT for Colts in Super Bowl XLIV and saw action as a reserve in Super Bowl XLI at RT.
- Has been a full-time starter blocking for the NFL MVP in 3 seasons over his career, paving the way for Adrian Peterson in 2012 after blocking for Peyton Manning in 2008 and 2009.
- Played in his 11th career playoff game and 1st for Vikings in Wild Card game at Green Bay in 2012.

OFF THE FIELD Earned degree in education from OSU... Married to Nicole, couple has 2 sons, Chandler and Cyrus..... Collegiate teammates with former Vikings DT Kevin Williams... Joined teammate Phil Loadholt as an instructor at his 1st annual football camp in Colorado in June 2013 and again in 2014... Appeared on tattoo reality TV show Ink Masters on Spike TV.

PRO Has started every game he has played over the past 6 seasons, including all 47 since joining the Vikings in 2011...Has only missed 2 games in the past 4 seasons...Helped Adrian Peterson take home NFL MVP honors after rushing for the 2nd-best total in NFL history in 2012, finishing with 2,097 yards...Made transition to LG in 2012 following the selection of LT of Matt Kalil with the #4 overall pick in the 2012 Draft...Opened all 16 games at LT for the Vikings in 2011 after signing as a free agent during early in training camp as a free agent...Veteran was a full-time starter in Indianapolis from 2008-10...From 2008-10 the Colts allowed 1 sack every 44.4 pass plays, setting a team record in 2009 by allowing 1 every 47.2 pass plays...Served as blind-side protector for Colts offense that was the NFL's #1 passing unit in 2010 and #2 in 2009...Indianapolis ranked #4 in NFL total offense in 2010 and #9 in 2009...Started in Super Bowl XLIV against New Orleans and saw action in Super Bowl XLI against Chicago...Was the Colts regular starter at LT when Peyton Manning won NFL MVP in 2008 and 2009...Has played on 5 straight playoff teams with Colts...Part of Colts team that won AFC South titles in 5 of his 6 seasons, 2006, '07, '09, '10...Originally acquired as a 6th-round draft pick in 2006 by Indianapolis.

2013 Started all 15 games he played at LG, his 2nd season at that position in Minnesota...Helped Vikings lead the NFL with 23 rushing TDs...Played a major role in Adrian Peterson eclipsing the 1,000 yard rushing mark with 10+ rushing TDs...Paved way for 3rd-string RB Matt Asiata to tie Vikings record with 3 rushing TDs in a game vs. Philadelphia (12/15) and followed up 2 weeks later in the final game at Mall of America Field with his 1st career 100-yard day, going for 115 against Detroit (12/29) in the last win at the old stadium...Helped the Vikings offense put up a franchise-record 48 offensive points in the Metrodome vs. Philadelphia (12/15)...The Vikings rushing attack ranked 8th in the NFL.

2012 Started every game at LG after moving from LT in 2011... Part of Vikings offensive line that started all 5 players as a unit throughout the season...Helped Adrian Peterson re-write the record book with an MVP performance after rushing for 2,097

yards, the 2nd-best single-season mark in NFL history...Helped Peterson break the 100-yard mark 10 times during the season and break the 200-yard plateau twice...The Vikings tied a club record with 2,634 net yards rushing...Shifted from LT to LG after Vikings drafted Matt Kalil with #4 overall pick to play LT.

2011 Stepped in to start all 16 games at LT after joining Vikings as a free agent early in training camp...Helped Adrian Peterson break the 100-yard rushing mark 3 times during the season and Joe Webb and Toby Gerhart 1 time each...Joined only RT Phil Loadholt as the only Vikings lineman to start every game... Helped Vikings rushing offense rank #4 in the NFL in yards per game at 144.9 and #3 in the NFL with 18 rushing TDs.

2010 Started 15 games and the Wild Card playoff game vs. NY Jets...Part of offensive line unit that allowed only 16 sacks, tied for fewest in the NFL...Squad allowed 1 sack for every 43.4 pass plays...Helped Manning throw for 4,000+ yards for the 11th straight season.

2009 Started all 12 games he played at LT in regular season and opened all 3 playoff contests, including Super Bowl XLIV... Club allowed only 13 sacks...Helped Colts rank #9 in NFL total offense and #2 in passing offense...Protected Manning as he earned 2nd straight NFL MVP award...Played under Jim Caldwell in his debut season as Colts head coach.

2008 Opened all 16 games, 12 at LG and 4 at LT...Stepped in mid-season at LT...Joined Ryan Diem as the only Colts lineman to start all 16 games...Protected Manning as he earned NFL MVP award...Team allowed only 14 sacks during the season... Colts ranked #5 in NFL for passing offense.

2007 Filled in at LT and RT during the season, establishing himself as a starter...Stepped into lineup at LT for injured Tony Ugo at Jacksonville (10/22) and went on to start the next 5 games at LT...Moved to RT for injured Ryan Diem for the final 5 games of the season...Club ranked #5 in NFL total offense... Paved the way for Joseph Addai to rush for 1,072 yards and 12 TDs...Offense produced a 4,000-yard passer a 1,000-yard rusher and a 1,000-yard receiver (Reggie Wayne) for the 7th time in team history.

2006 Played in each game of his rookie campaign...Started 1 contest at RT at Tennessee (12/3)...Saw time at RT vs. Philadelphia (11/26) and LT at Houston (12/24)...Played in Super Bowl XLI vs. Chicago at RT in place of injured Diem...Selected with 6th-round pick by Colts.

COLLEGE Began collegiate career at TE before moving to offensive line as a senior...Started 9 games as a senior...Started 5 games at TE as a freshman and sophomore...Caught 4 TDs during career.

PREP Named All-District as a TE at Sherman High...Earned Co-MVP of district in basketball.



TOM JOHNSON #92

POSITION: Defensive Tackle

HEIGHT/WEIGHT: 6-3/288

DOB: 8-30-84

HOMETOWN: Moss Point, MS

COLLEGE: Southern Mississippi

ACQUIRED: UFA (N.O.) for 2014

NFL SEASON: 4

VIKINGS SEASON: 1

GAMES/STARTS (regular season, playoffs)

2011 (13/0, 2/0-N.O.), 2012 (15/0-N.O.), 2013 (12/0, 2/0-N.O.).
Total- 40/0, 4/0 (40/0, 4/0-N.O.).

- Played in NFL Europa, Arena Football League and Canadian Football League before landing a roster spot in 2011 with New Orleans, 5 seasons after his rookie season in 2006.

OFF THE FIELD

Majored in coaching and sport administration...Aspires to a career in real estate when his football playing days are over...Has started a non-profit in his hometown of Moss Point, MS that promotes youth education...Is the youngest child in his family with 3 older sisters...Has a daughter, Autumn Celeste Johnson...Father works as an electrician in the local shipyards in Mississippi.

PRO

Began his NFL career as a rookie free agent in 2006 with Indianapolis, where he was rookie classmates with Vikings G Charlie Johnson...Career took a winding path before finally earning a roster spot with New Orleans, playing in NFL Europa, the Arena Football League and Canadian Football League from 2007-10...Notched his 1st NFL sack against the Vikings in 2011...Saw action in all 4 Saints playoff games from 2011-13.

2013

Played in 12 games as Saints went 11-5 and earned Wild Card berth in the playoffs...Saw action in Wild Card Playoff win at Philadelphia (1/4/14) and Divisional Game loss to eventual Super Bowl champions Seattle (1/11/14)...Had season-high 4 tackles at Seattle (12/4)...Had a pair of games with a sack- at New England (10/13) and vs. Dallas (11/10)...Was inactive for final 2 regular season games and missed weeks 2 and 3 of the season with hamstring injury.

2012

Played in career-high 15 games...Had career-high 33 tackles during the season and 2.0 sacks...Had season-high 4 tackles vs. Carolina (12/30)...Notched sacks at Oakland (11/18) and at Dallas (12/23).

2011

Made debut on an NFL regular-season roster for Saints club that went 13-3 and advanced to the NFC Divisional Playoffs...Played in both New Orleans playoff games, a win over Detroit in Wild Card round and loss at San Francisco in Divisional Round...Posted 1st career sack when he caught Christian Ponder at Minnesota (12/18)...Had FF and set career-high with 4 tackles against his old Colts teammates vs. Indianapolis (10/23).

2010

Played for Calgary in CFL...HelpedStampeders go 13-5 in regular season before losing in West Final to Saskatchewan...Had 4.0 sacks and 39 tackles.

2009

Saw action in 6 games for Calgary in his CFL debut season, starting all 6 games...Notched 3.0 sacks and 13 tackles...Club advanced to West Final before losing to Saskatchewan.

2008

Played in the Arena Football League with Philadelphia Soul and Grand Rapids Rampage.

2007

Re-signed by Colts and allocated to NFL Europa's Cologne Centurions...Notched 2.5 sacks...Returned to the States to go to training camp with Colts...Released on 8/28 in roster cutdown.

2006

Joined Colts as a rookie free agent on 5/9 and waived following preseason on 9/3...Was out of football for rest of 2006 season.

COLLEGE

Played final 2 seasons with 12 starts at Southern Miss after transferring from Gulf Coast JC...Notched 54 tackles as a senior.

PREP

Helped Moss Point (MS) High to Class 5A state title in 2000...Played football as a junior and senior.

JOHNSON'S NFL TOTALS


Year	GP/GS	Tackles			Sacks	INTs	PBU	TFL	QBH	FF/FR
		Solo	Asst.	Total						
2011 (NO)	13/0	11	14	25	1.0	0	1	--	--	1/0
Playoffs	2/0	0	1	1	0.0	0	0	--	--	0/0
2012 (NO)	15/0	21	12	33	2.0	0	0	--	--	0/0
2013 (NO)	12/0	6	9	15	2.0	0	0	--	--	0/0
Playoffs	2/0	0	1	1	0.0	0	0	--	--	0/0
Totals	40/0	38	35	73	5.0	0	1	--	--	1/0
Playoffs	4/0	0	2	2	0.0	0	0	--	--	0/0

SINGLE-GAME CAREER HIGHS

Tackles.....4 5 times, last @ Seattle, 12/2/13
 Solo Tackles.....2..... @ Seattle, 12/2/13
 Sacks.....1.0..... 5 times, last vs. Dallas, 11/10/13
 Forced Fumble.....1..... vs. Indianapolis, 10/23/11

JOHNSON'S SACKS

GAME	QB	SACK
@ Minnesota, 12/18/11	Christian Ponder	1.0
@ Oakland, 11/18/12	Carson Palmer	1.0
@ Dallas, 12/23/12	Tony Romo	1.0
@ New England, 10/13/13	Tom Brady	1.0
vs. Dallas, 11/10/13	Tony Romo	1.0
Total		5.0



KAMAR JORDEN #12

POSITION: Wide Receiver
HEIGHT/WEIGHT: 6-3/200
DOB: 5/17/89
HOMETOWN: Darby, PA

COLLEGE: Bowling Green
ACQUIRED: FA for 2014
NFL SEASON: 1
VIKINGS SEASON: 1

- Played in 2013 with Arena Football League's Spokane Shock.
- Originally joined Vikings in 2012 as a rookie free agent.

OFF THE FIELD Earned bachelor's degree in liberal arts from Bowling Green...Experienced video editor who compiled his own highlight tapes from Arena League as he worked to get another shot in the NFL...Has a son, Isaias.

PRO Returns to Vikings in 2014 after a standout 2013 campaign in the Arena Football League...Went to mini camp with Indianapolis Colts in 2013...Originally signed with Vikings as a rookie free agent in 2012.

2013 Hauled in 27 TDs in 17 games with Arena League's Spokane Shock...Had 96 receptions for 1,119 yards...Ran for a TD against New Orleans...Played defense and notched 19 tackles during the season...Had a streak of 3 consecutive games with 3 receiving TDs during season, vs. Iowa, vs. Arizona and vs. San Jose...Posted season-high 9 receptions vs. Tampa Bay...Spent time on practice squad of the Canadian Football League's Calgary Stampeders.

2012 Went to training camp as a rookie free agent with Minnesota...Suffered injury during training camp that sidelined him.

COLLEGE Twice named All-Mid-America Conference honoree during college career...Earned All-MAC honors in 2011 when he caught 12 TDs on 78 receptions for 1,089 yards...Hauled in 96 receptions for 1,109 yards and 4 TDs in 2010 to take home All-MAC honors...Transferred to Bowling Green from Hudson Valley CC in upstate New York after 2 seasons...Set HVCC school record with 60 catches and 938 yards receiving in his 2nd season...Served as a team captain.

PREP Named 2nd-Team All-State at Penn Wood High as a senior...Played in Delaware County Hero Bowl in high school and PSFCA East-West All-Star game...Had 10 TD receptions during senior season...Named team captain...Lettered in basketball.


50 GREATEST VIKINGS HONORED DURING VIKINGS 50TH SEASON

The 50 Greatest Vikings were recognized as the pinnacle of a season-long celebration of the club's 50th season in 2010. The Vikings legends took part in a weekend of activities leading up to the regular season home finale vs. Chicago on 12/20/10.

50 GREATEST VIKINGS

PLAYER, POSITION	SEASONS
Grady Alderman, T	1961-74
Jared Allen, DE	2008-13
Matt Birk, C	1998-2008
Matt Blair, LB	1974-85
Bill Brown, RB	1962-74
Joey Browner, S	1983-91
Bobby Bryant, CB	1967-80
Anthony Carter, WR	1985-93
Cris Carter, WR	1990-2001
Fred Cox, K	1963-77
Daunte Culpepper, QB	1999-2005
Chris Doleman, DE	1985-93, '99
Carl Eller, DE	1964-78
Chuck Foreman, RB	1973-79
John Gilliam, WR	1972-75
Bud Grant, Head Coach	1967-83, '85
Wally Hilgenberg, LB	1968-79
Steve Hutchinson, G	2006-11
Tim Irwin, T	1981-93
Steve Jordan, TE	1982-94
Tommy Kramer, QB	1977-89
Paul Krause, S	1968-79
Gary Larsen, DT	1965-74
Carl Lee, CB	1983-93
Randall McDaniel, G	1988-99
Keith Millard, DT	1985-91
Randy Moss, WR	1998-2004, '10
Dave Osborn, RB	1965-75
Alan Page, DT	1967-78
Adrian Peterson, RB	2007-present
John Randle, DT	1990-2000
Ahmad Rashad, WR	1976-82
Ed Sharockman, CB	1962-72
Jeff Siemon, LB	1972-82
Robert Smith, RB	1993-2000
Scott Studwell, LB	1977-90
Doug Sutherland, DT	1971-81
Fran Tarkenton, QB	1961-66, '72-78
Henry Thomas, DT	1987-94
Mick Tingelhoff, C	1962-78
Stu Voigt, TE	1970-80
Gene Washington, WR	1967-72
Ed White, G	1969-77
Sammy White, WR	1976-86
Kevin Williams, DT	2003-13
Antoine Winfield, CB	2004-12
Roy Winston, LB	1962-76
Ron Yary, T	1968-81
Gary Zimmerman, T	1986-92





LINVAL JOSEPH #98

POSITION: Defensive Tackle
HEIGHT/WEIGHT: 6-4/323
DOB: 10/10/88
HOMETOWN: Gainesville, FL

COLLEGE: East Carolina
ACQUIRED: UFA (NYG) for 2014
NFL SEASON: 5
VIKINGS SEASON: 1

GAMES/STARTS (regular season, playoffs)

2010 (6/0-NYG), 2011 (16/15, 4/4-NYG), 2012 (16/16-NYG), 2013 (15/15-NYG). **Total:** 53/46, 4/4 (53/46, 4/4-NYG).

- Veteran DT earned Super Bowl XLVI title as a starter with NY Giants in win over New England following 2011 season.
- Joined Vikings as 1st UFA signing of 2014 free agency period.

OFF THE FIELD

Born in the Virgin Islands and moved to the US at age 10, settling with his family in Florida...Visited his home islands during 2014 with fellow Vikings defensive lineman Sharrif Floyd...Floyd and Joseph have become friends as Joseph grew up in Gainesville, FL where Floyd attended UF... Majored in communications at ECU...Has a Maltese-Yorkie cross named Lucky...Was a state-champion weightlifter as a junior in high school.

PRO

Starter on Giants run to Super Bowl XLVI after the 2011 season when the team went from a 9-7 regular season to the Super Bowl win, including road wins in the NFC Divisional Round (at Green Bay) and NFC Championship Game (at San Francisco)...Durable player comes to the Vikings with 46 starts in 53 career games and has missed only 1 game from 2011-13... Originally selected in 2nd Round (#46) by Giants in 2010.

2013

Started 15 games...Part of NYG defense that ranked #12 in the NFL in total defense...Posted career-high 10 tackles at Carolina (9/22)...Notched 7 tackles and a sack against eventual Super Bowl champion vs. Seattle (12/15)...Missed 1 game with injury, inactive vs. Philadelphia (10/6)...Notched sack in a game at Philadelphia (10/27) when he caught Matt Barkley...Shared sack on Cowboys' Tony Romo at Dallas (9/8).

2012

Started all 16 games for 1st time in career...Ranked 5th on team with 72 tackles...Notched career-high 4.0 sacks... Posted career-best 2.0 sacks at Dallas (10/28)...Had FF and FR vs. Washington (10/21).

2011

Moved into full-time starter role with 15 starts and played in 16 games...Opened all 4 playoff games en route to Super Bowl XLVI title...Had career-high 9 solo tackles vs. Green Bay (12/4)...Had a tackle and tackle for loss in Super Bowl... Had 3 tackles each in opening 3 playoff games of run to the title...Notched 1st career sack on Dolphins QB Matt Moore vs. Miami (10/30/11).

2010

Saw time in 6 games as a rookie, inactive for 10...Had season-best 5 solo stops at Green Bay (12/26)...Played in 1st NFL game vs. Chicago (10/3).

COLLEGE

Started 27 of his 41 career games at ECU, opening 9 at NT and 18 at RDE...Earned 1st-Team All-Conference USA as a senior in 2009...Earned Honorable Mention All-CUSA as a junior...Scored a rushing TD in 2009 for the Pirates on a 1-yard carry.

PREP

Twice named Class AAA All-State and lettered 4 times in football...Earned state title in weightlifting as a junior... Competed in shot put and discus as team advanced to state meet.


JOSEPH'S NFL TOTALS

Year	GP/GS	Tackles			Sacks	INTs	PBU	TFL	QBH	FF/FR
		Solo	Asst.	Total						
2010 (NYG)	6/0	8	3	11	0.0	0	0	--	--	0/0
2011 (NYG)	16/15	34	15	49	2.0	0	3	--	--	0/0
Playoffs	4/4	6	5	11	0.0	0	0	--	--	0/0
2012 (NYG)	16/16	39	33	72	4.0	0	0	--	--	1/2
2013 (NYG)	15/15	51	24	75	3.0	0	0	--	--	1/1
Totals	53/46	132	75	207	9.0	0	3	--	--	2/3
Playoffs	4/4	6	5	11	0.0	0	0	--	--	0/0

SINGLE-GAME CAREER HIGHS

- Tackles.....10..... at Carolina, 9/22/13
- Solo Tackles.....9..... vs. Green Bay, 12/4/11
- Sacks.....2.0..... at Dallas, 10/28/12
- Forced Fumble.....1..... vs. Washington, 10/21/12;
..... at Dallas, 9/9/13
- Fumble Recovery.....1..... vs. Washington, 10/21/12;
..... vs. N.O., 12/9/12;
..... vs. Washington, 12/29/13

JOSEPH'S SACKS	QB	SACK
vs. Miami, 10/30/11	Matt Moore	1.0
@ San Francisco, 11/13/11	Alex Smith	1.0
vs. Dallas, 9/5/12	Tony Romo	1.0
@ San Francisco, 10/14/12	Alex Smith	1.0
@ Dallas, 10/28/12	Tony Romo	2.0
@ Dallas, 9/8/13	Tony Romo	0.5
@ Philadelphia, 10/27/13	Matt Barkley	1.0
vs. Dallas, 11/24/13	Tony Romo	0.5
vs. Seattle, 12/15/13	Russell Wilson	1.0
Total		9.0



MATT KALIL #75

POSITION: Tackle
HEIGHT/WEIGHT: 6-7/308
DOB: 7-6-89
HOMETOWN: Corona, CA

COLLEGE: Southern California
ACQUIRED: D1a (#4) for 2012
NFL SEASON: 3
VIKINGS SEASON: 3

GAMES/STARTS (regular season, playoffs)

2012 (16/16, 1/1), 2013 (16/16). Total-32/32, 1/1.

- The 2nd-highest drafted offensive lineman in Vikings history behind Hall of Famer and fellow USC star Ron Yary, #1 in 1968.
- Brother, Ryan, is a Pro Bowl C for Carolina and father, Frank, was signed by Buffalo as a C before playing in the USFL.
- Has not missed a game in his 1st 2 NFL seasons with 32 consecutive starts.

OFF THE FIELD

Strong football family includes father, Frank, who played C at Arkansas and Arizona before being signed by Buffalo (1982) and going on to play in the USFL with the Arizona Wranglers (1983) and Houston Gamblers (1984)...Brother, Ryan, is a Pro Bowl C for Carolina Panthers...Mother, Cheryl, was Miss California 1981...Sister, Danielle, has performed the national anthem at NFL games, including Vikings-Carolina game in 2013 when her brothers were playing against each other for the 1st time in their careers...Majored in sociology...Owns several locations of Pieology Pizzeria in California and Minnesota.

HONORS Named to 2012 **Pro Bowl**...Earned 2012 **All-Rookie** honors from PFW/PFWA.

PRO Helped Adrian Peterson run to 2nd-best rushing season in NFL history with 2,097 yards in 2012 en route to earning MVP honors...Vikings offensive line coach Jeff Davidson has coached both Matt and Ryan Kalil during their NFL careers...Honored with a **Pro Bowl** berth and **All-Rookie** notice in 2012...Stepped into starting lineup at LT as a rookie in 2012, opening all 16 games and Wild Card playoff...Joined Todd Steussie in 1994 as the only OTs to start all 16 games of their rookie campaigns in team history...Was the #4 overall pick in 2012 Draft and the highest-selected offensive lineman...Started all 16 games at LT in 2013...Became the 8th offensive lineman drafted by the Vikings in the 1st round in team history...The 2nd-highest drafted O-lineman in Vikings history behind Hall of Famer and fellow USC OT Ron Yary, the #1 overall pick in 1968...Becomes the 3rd USC OT the Vikings have drafted in the 1st round, joining Yary and Steve Riley, #25 in 1974...Was the highest-drafted Vikings player since Hall of Fame DE Chris Doleman was #4 in the 1985 Draft...Declared for the NFL Draft following his junior season.

2013 Started all 16 games for the 2nd consecutive season...Joins John Sullivan as the only 2 offensive linemen to start in every game over the past 2 seasons...Played a major role in Adrian Peterson eclipsing the 1,000 yard rushing mark with 10+ rushing TDs for the 2nd consecutive season...Paved the way for 3rd-string RB Matt Asiata to tie Vikings record with 3 rushing TDs in a game vs. Philadelphia (12/15) and 2 weeks later post his 1st career 100-yard day against Detroit (12/29) with 115 yards in the final game played at Mall of America Field...Helped the Vikings offense put up a franchise-record 48 offensive points in the Metrodome vs. Philadelphia (12/15/13)...The Vikings rushing attack ranked 8th in the NFL and led the NFL with 23 rushing TDs as a team.

2012 Part of Vikings line that started all 16 games and the Wild Card playoff game as a unit...Helped Adrian Peterson set franchise record and post the 2nd-best season in NFL history with 2,097 yards en route to earning NFL MVP honors...Tabbed as an **All-Rookie** choice...Named to **Pro Bowl** roster as a late injury replacement...Paved the way for Peterson to tie his own Vikings record with 10 games over the 100-yard mark and tied his own team record with 2 games of 200+ yards during the season...Joined TE Rhett Ellison, WR Jarius Wright, S Harrison Smith and CB Josh Robinson to set a team record for most rookies to start in a game vs. Chicago (12/9).

COLLEGE Consensus All-American as a junior in 2011...Joined brother, Ryan, as only the 3rd set of brothers in USC history to each earn 1st-Team All-America honors, joining Marlin and Mike McKeever and Clay and Bruce Matthews...Started his final 26 games at USC at LT along with his 1st career start coming at RT in the 2009 Emerald Bowl...Won the Morris Trophy as a junior, presented to the Pac 12's top offensive lineman, joining brother, Ryan, in winning the award in 2006, the only brother duo to earn the honor...As a junior, notched a pair of blocked PATs and FGs...Tabbed as 1st-Team All-Pac 12 as a sophomore and junior...Started 13 games as junior and 13 games as a sophomore at LT...Started 1st career game at RT in 2009 vs. Boston College in Emerald Bowl...Redshirted in 2008.

PREP Standout at Servite High in Anaheim...Earned consensus All-America honors from Parade, Super Prep and Prep Star...Named 2nd-Team USA Today All-USA honoree...Tabbed as 1st-Team All-State player as a sophomore, junior and senior...Selected as All-Trinity League Co-Lineman of the Year as a senior...A 5-star recruit by Rivals.com.



The Kalil brothers, Ryan and Matt, have each earned Pro Bowl berths and their father, Frank, played offensive line in the USFL.

KICKOFF
EXECUTIVES
STAFF
COACHES
PLAYERS
ROOKIES
2013 SEASON
RECORDS
PLAYOFF RECORDS
HISTORY
EXTRA POINTS



ZACH LINE #48

POSITION: Fullback
HEIGHT/WEIGHT: 6-1/233
DOB: 4-26-90
HOMETOWN: Oxford, MI

COLLEGE: Southern Methodist
ACQUIRED: Rookie FA for 2013
NFL SEASON: 2
VIKINGS SEASON: 2

GAMES/STARTS (regular season, playoffs)

2013 (3/1) Total- 3/1, 0/0.

- The only undrafted rookie from the 2013 class to make the Vikings opening day roster.
- Tied with Eric Dickerson for rushing TDs at SMU with 47. 2nd in SMU history with 4,185 rushing yards , trailing only the Hall of Famer.
- Conference USA Offensive Player of the Year in 2012.

OFF THE FIELD Business and Political Science major at SMU...Got married during 2014 offseason...Prior to game vs. Detroit (9/8/13) in season opener, was inducted into his high school hall of fame at nearby Oxford, MI...Younger brother, Prescott, is a sophomore RB at SMU who became a starter as a redshirt freshman in 2013 and is a former Mr. Football in Michigan.

PRO Went from rookie free agent to making his 1st career start in his 3rd career game vs. Cleveland (9/22/13)...Made his NFL debut on 9/8/13 at Detroit, caught 1 pass for 8 yards...Signed with the Vikings as an undrafted free agent on 5/3/13...Is the only UDFA from the 2013 class to make the Vikings 53-man opening day roster...Recorded the longest play in the preseason

with a 61-yard TD reception against Houston (8/9/13)...Finished the preseason with 2 receiving TDs (61, 1).

2013 Appeared on offense in his NFL debut at Detroit (9/8) and caught 1 pass for 8 yards...Made his 1st NFL start vs. Cleveland (9/22)...Filled in at FB while regular starter Jerome Felton was serving NFL suspension...Placed on IR with an ankle injury on 9/23...Had impressive start to his NFL career when he caught a 61-yard TD in his 1st preseason action vs. Houston (8/9).

COLLEGE Totaled 4,185 rushing yards, which is 2nd in school history behind Eric Dickerson, and 47 rushing TDs, which is tied for the most in school history with Dickerson, in 50 career games, including 41 starts...Only player in SMU history to have 3 seasons of 1,200+ rushing yards...Had 4,784 career all-purpose yards (2nd at SMU) and 282 career points (3rd at SMU)...Named the Conference USA Offensive Player of the Year after rushing for 1,278 yards and 13 TDs in 2012. Also added 33 receptions for 229 yards during his senior campaign...Selected 1st-Team All-C-USA 3 straight seasons (2010-12).

PREP Attended Oxford HS in Michigan where he was an All-State selection after rushing for 1,723 yards and 17 TDs...Threw for 3 TDs as a senior...Recorded 154 tackles, forced 8 fumbles and recovered 4 fumbles while playing defense...Was a wrestler and finished 3rd at State in his weight class.

LINE'S NFL TOTALS

Year	GP/GS	No.	RUSHING			Lg	TD	RECEIVING			Lg	TD
			Yds.	Avg.	0.0			No.	Yds.	Avg.		
2013 (Minn)	3/1	0	0	0.0	0.0	0	0	1	8	8.0	8	0
Total	3/1	0	0	0.0	0.0	0	0	1	8	8.0	8	0

SINGLE-GAME CAREER HIGHS

- Receptions.....1.....@ Detroit, 9/8/13
- Receiving Yards 8..... @ Detroit, 9/8/13
- Long Reception 8..... @ Detroit, 9/8/13

VIKINGS HAVE PLAYED WHERE GOPHERS ROAM BEFORE

The Vikings will share a home field for the 2014 and 2015 seasons with the University of Minnesota Golden Gophers. The Vikings played a game there recently, hosting Chicago in the 2010 home finale following the weather-related collapse of the Metrodome roof.

But, the Vikings have also played a pair of games at the old Memorial Stadium on the U of M campus. In 1969 the Vikings hosted Green Bay at Memorial on October 5 due to scheduling conflict with the Minnesota Twins who were in the playoffs. In 1971, New England visited Memorial Stadium in the preseason opener on August 8, a game that helped donate proceeds to U of M scholarships.

The Patriots visit Minnesota on September 14 for the Vikings 2014 home opener. The Patriots will have the distinction of being the 1st team to play the Vikings in 4 different stadiums in Minnesota- Memorial, Met, Metrodome and TCF Bank.





PHIL LOADHOLT #71

POSITION: Tackle
HEIGHT/WEIGHT: 6-8/343
DOB: 1-21-86
HOMETOWN: Fountain, CO

COLLEGE: Oklahoma
ACQUIRED: D2 (#54) for 2009
NFL SEASON: 6
VIKINGS SEASON: 6

GAMES/STARTS (regular season, playoffs)

2009 (15/15, 2/2), 2010 (16/16), 2011 (16/16), 2012 (16/16, 1/1), 2013 (15/15). Total-78/78, 3/3.

- Has started all 78 games he has played with the Vikings, only missing 2 games in his opening 5 seasons.
- Named **All-Rookie** after stepping into starting RT job in 2009.

OFF THE FIELD

Hosted football camp for youth in his hometown, Fountain, CO, in June 2013 and 2014 with fellow linemates Charlie Johnson and Brandon Fusco...Taught young anglers fishing skills during the 2012 Minnesota Governor's Fishing Opener at Lake Waconia...Visited troops at the US Army recruiting station in Bloomington, MN, during 2009 season...Earned degree in multidisciplinary studies from Oklahoma in December 2008...Born in Honolulu but went to high school in Colorado...The oldest of 2 children, his father was a career US Army Sgt. 1st Class...Younger sister played basketball at Garden City CC...Was the tallest starting football player in Sooners history...Wants to pursue a career in high school coaching when his NFL playing days are over...Enjoys fishing in his free time...Married to Shannon, has sons Cameron and Philip III.

HONORS

2009 PFW/PFWA **All-Rookie** team.

PRO Part of Vikings line that returns intact for the 3rd consecutive season in 2014...Helped pave the way for Adrian Peterson to rush for 2,097 yards and NFL MVP honors in 2012...Has missed only 2 games in his opening 5 NFL seasons...In 4 of his 5 seasons he has aided Adrian Peterson in gaining over 1,000 rushing yards and 10 rushing TDs...Joined fellow 2009 Vikings rookie Percy Harvin on the **All-Rookie** team...Became the 1st Vikings rookie OT to start at least 15 games in their 1st season since Corey Stringer in 1995...The 6th OT drafted in 2009 NFL, selected in the 2nd round (#54 overall).

2013 Lined up as the starting RT for the 5th straight season, opening 15 games...4th time in his career where he has helped Adrian Peterson go over 1,000 rushing yards and 10 rushing TDs in a single-season...Paved the way for 3rd-string RB Matt Asiata to tie team record with 3 rushing TDs vs. Philadelphia (12/15) and have 1st career 100+ rushing yard vs. Detroit (12/29)...Helped the Vikings put up a franchise-record 48 offensive points in the Metrodome vs. Philadelphia (12/15)...Vikings rushing attack ranked #8 in the NFL...Helped Vikings lead the NFL with 23 rushing TDs.

2012 Part of Vikings line that started all 16 games and playoff contest as a unit...Helped pave the way for Adrian Peterson to notch the 2nd-best rushing season in NFL history with 2,097 yards en route to earning NFL MVP...Cleared path for Peterson to tie his own Vikings record with 10 games of 100+ yards and a pair of 200+ performances...Vikings rushing offense tied team record with 2,634 team rushing yards, an average of 164.6 per game...Helped Peterson rush for a pair of 82 yard TDs at St. Louis (12/16) and at Green Bay (12/2).

2011 joined fellow OT Charlie Johnson as the only Vikings linemen to start all 16 games during the season...Helped Adrian Peterson break the 100-yard mark in 3 games during the season with Toby Gerhart and Joe Webb each breaking the 100-yard

plateau once during the year...Helped pace the Vikings rushing offense to rank #4 in the NFL with an average of 144.9 yards per game and rank #3 in the NFL with 18 rushing TDs.

2010 Started all 16 games, joining only fellow OT Bryant McKinnie along the offensive line to start all 16 games...Helped pave the way for Peterson to rush for 1,298 yards and break the 100-yard mark 5 times during the season...In game vs. Dallas (10/17), he joined former OU teammate Jon Cooper as a starter on the line when Cooper opened the game at center...Helped Peterson rumble for an 80-yard TD vs. Detroit (9/26)...Protected Brett Favre as he threw for a career-best 446 yards in comeback win vs. Arizona (11/7).

2009 Stepped into starting role at RT as a rookie, opening 15 regular season games and both playoff contests...Started in NFC Championship game as a rookie...Named to **All-Rookie** team...Became the 5th Vikings rookie OT to start a season opener and joined Doug Davis in 1966 as the only other RT...Helped Vikings offense rank #5 in the NFL in total offense, the highest ranking since 2004...Paved the way for Peterson to rush for 1,383 yards and 18 TDs, a new team record for rushing TDs and the 3rd-best single-season rushing total in team history...15 starts were most by a Vikings rookie OT since Corey Stringer in 1995...Inactive at St. Louis (10/11) with leg injury.

COLLEGE Spent 2 seasons at OU, transferring after 2 seasons at Garden City (KS) Community College...Started all 48 collegiate games he played, 27 for the Sooners...Protected 2008 Heisman Trophy winner QB Sam Bradford...Sooners went 23-5 during his 2 seasons and won consecutive Big 12 Conference titles...Won Big 12 title and advanced to National Championship game against Florida...Named 1st-Team All-Big 12 by coaches and Associated Press as a senior...Started all 14 games at LT in 2007...Named 2nd-Team All-Big 12 by the league coaches and Associated Press...Earned 2006 All-America honors in his 2nd season at Garden City Community College...Jayhawk Conference Offensive Lineman of the Year...Earned J.C. All-America honors at Garden City.

PREP Standout in football, track and basketball at Fountain Fort Carson High in Colorado...Played defensive line and TE...Led basketball team to state title game as a senior...Won Colorado state title in discus.

FINE ALONG THE O-LINE

Phil Loadholt has been a steady force at RT since being drafted in 2009 and has only missed 2 games in his Vikings career his 78 career starts puts him among elite company in team history.

CAREER GAMES STARTED BY VIKINGS OTs	STARTS
PLAYER	
Tim Irwin	181
Ron Yary	180
Grady Alderman	178
Bryant McKinnie	131
Steve Riley	128
Todd Steussie	111
Gary Zimmerman	108
Korey Stringer	91
Phil Loadholt	78

KICKOFF
EXECUTIVES
STAFF
COACHES
PLAYERS
ROOKIES
2013 SEASON
RECORDS
PLAYOFF RECORDS
HISTORY
EXTRA POINTS



JEFF LOCKE #18

POSITION: Punter
HEIGHT/WEIGHT: 6-0/203
DOB: 9-27-89
HOMETOWN: Glendale, AZ

COLLEGE: UCLA
ACQUIRED: D5 (#155) for 2013
NFL SEASON: 2
VIKINGS SEASON: 2

GAMES/STARTS (regular season, playoffs)

2013 (16/0) Total- 16/0.

- Set a Vikings rookie record with 75 punts, ranked 2nd with 23 punts inside the 20, ranked 2nd with a 44.2 gross punting average and ranked 3rd in team history with a 39.2 net average.
- Is the highest drafted punter in Vikings history (155th overall) and the 6th punter chosen in team history.
- Was born in Germany while his father was stationed there with the US Air Force.

OFF THE FIELD Teammates at UCLA with current Vikings teammates G Jeff Baca and LB Anthony Barr...Appeared on the UCLA honor roll each year from 2008-2012...Was a 3-year representative on UCLA's student-athlete advisory council... Graduated with a degree in economics...Has interest in going back to school to earn his MBA and run his own business... Earned 1st-Team All-Pac 12 academic honors in 2012, was named 2nd-Team twice... Presented with the Athletic Director's Academic Excellence Award in 2012...Selected as UCLA's 2011-12 Male Student-Athlete of the Year...His father is a member of the Air Force and he enjoys military history books...Was born in Frankfurt, Germany and has lived in Kansas and Arizona.

PRO Ranked 2nd in Vikings rookie history with a 44.2 gross punting average in 2013 and ranked 3rd in team history with a 39.2 net average...Selected in 5th round (#155 overall), the highest selected punter in Vikings history...Joined former UCLA teammates and LB Anthony Barr and G Jeff Baca in Minnesota... Was the 1st P/K selected in the 2013 NFL Draft...Only 8 punters have been selected higher since 2003.

2013 Punted and handled holding duties on FGs and PATs for all 16 games as a rookie...Registered at least 1 50-yard punt in 14 of his 16 games and had 24 punts of 50+ for the season...Held on Blair Walsh's NFL-record 12th consecutive FG of 50+ yards at Wembley Stadium vs. Pittsburgh (9/29) during International Series game, a 54-yarder...Handled kickoff duties for Blair Walsh vs. Carolina (10/13)...Ranked 2nd in team rookie

history with a 44.2 punting average...Finished 3rd in team rookie history with a 39.2 net average...Placed 23 punts inside the 20-yard line and only allowed 3 touchbacks on the season.

COLLEGE Appeared in 53 games at UCLA...Won back-to-back Pac 12 South Division Championships in 2011-12...Served as a special teams co-captain in 2012...Handled punting and kicking duties for UCLA...Ranks 2nd in UCLA history in punts (275), yardage (12,163) and punting average (44.23)...Semifinalist for the Ray Guy Award in 2 of his 4 seasons as a Bruin...1st-Team All-Pac-12 as selected by the coaches in 2012, 2nd-Team All-Pac-12 in 2009, '10...Was an honorable mention for All-American by SI.com in '12...Selected to play in the Senior Bowl... Named to The Sporting News All-Freshman team...As a senior, led Pac 12 punters with 35 punts inside the 20-yard line (21 at or inside the opponent's 10-yard line)...Averaged 43.3 yards per punt in 2012...Ranked 5th in the nation in gross punting average (44.3) in 2011...Earned the UCLA Tommy Prothro award in '11 for the Outstanding Special Teams Player, also shared the honor in 2009, '10...In 2010, ranked 1st in the Pac-10 and 4th in the NCAA with a punting average of 45.8 which ranked 2nd all-time in Bruins history...Recorded a career-long 81-yard punt at Arizona in 2009...Did not see action in 2008 as a redshirt.

PREP A 4-year letterman at Mountain Ridge HS in Glendale, AZ...Played WR, K and P...Was a Parade All-American, EA Sports 1st-team All-American and ranked as the #1 kicker coming out of HS by ESPN.com...Appeared in the Under Armour All-American Game...As a senior, was selected All-Arizona and 1st-team All-State...Team captain as a senior and named 5A All-state as a K...Set school records for most FGs in a season (11), longest punt (71 yards) and longest FG (63, a state record)...Also participated in soccer, earning 3 letters...Named All-Region in soccer in the 3 years that he participated...Selected as 2nd-team all-state as a junior and Region Player of the Year.

LOCKE'S NFL TOTALS

Year	GP	No	Yds	Gr Avg	Net Avg	Long	IN20	50+	TBs
2013 (Minn)	16/0	75	3,316	44.2	39.2	65	23	24	3
Totals	16/0	75	3,316	44.2	39.2	65	23	24	3

SINGLE-GAME CAREER HIGHS

Punts 9 at Baltimore, 12/8/13
 Punting Yards 397 at Baltimore, 12/8/13
 Punting Average 56.7 @ Chicago, 9/15/13
 Net Average 50.0 @ Chicago, 9/15/13
 Long Punt 65 @ Chicago, 9/15/13
 Inside 20-Yd line 3 @ Green Bay, 11/24/13
 vs. Detroit, 12/29/13
 50+ Yd Punts 3 3 times; last vs. Carolina, 10/13/13
 Kickoffs 2 vs. Carolina, 10/13/13

BOMBS AWAY

Punter Jeff Locke posted the 2nd-best gross punting average by a Vikings rookie punter in 2013 and 3rd-best in net average while ranking 2nd by a rookie with 23 inside the 20.

PUNTS INSIDE THE 20 BY VIKINGS ROOKIE PUNTERS

PUNTER, SEASON	IN 20
Bobby Walden, 1964	26
Jeff Locke, 2013	23

GROSS PUNTING AVERAGE VIKINGS ROOKIE PUNTERS

PUNTER, SEASON	GROSS AVG.
Bobby Walden, 1964	46.4
Jeff Locke, 2013	44.2



CULLEN LOEFFLER #46

POSITION: Long Snapper
HEIGHT/WEIGHT: 6-5/241
DOB: 1-27-81
HOMETOWN: Ingram, TX

COLLEGE: Texas
ACQUIRED: Rookie FA for '04
NFL SEASON: 11
VIKINGS SEASON: 11

GAMES/STARTS (regular season, playoffs)

2004 (16/0, 2/0), 2005 (16/0), 2006 (16/0), 2007 (16/0), 2008 (16/0, 1/0), 2009 (16/0, 2/0), 2010 (16/0), 2011 (11/0), 2012 (16/0, 1/0), 2013 (16/0). **Total**-155/0, 6/0.

- Won Vikings long snapping job as a rookie free agent in 2004 and has only missed a 5-game span that ended his 2011 season.
- Snapped on 10 of the 11 longest FGs in Vikings history.
- Is the longest-tenured Vikings player on the roster with 155 career games under his belt entering 2014.

OFF THE FIELD

One of the most active Vikings players in the Twin Cities community with a special focus on veterans and military family charitable outreach programs...Participates in annual visit to Minnesota VA Hospital...Is an avid hunter and fisherman, especially enjoys fly fishing...Spends offseason in Austin, TX...Dabbles in metallurgy...Member of the Big 12 Academic Honor Roll 4 times during his time at Texas...Married during 2006 offseason to Jardin, the couple have a daughter, Landyn, and son, Senate...Family has Labs named Sage and Tanner...Went on shark cage swim in Hawaii during 2013 offseason...Recognized by USA Football with a spot on the All-Fundamentals team in 2011.

PRO Has 38 special teams tackles in his 10 seasons...Enters 2014 with 155 career games played and can move into the Vikings all-time top 20 by playing a full slate of games in 2014...If he plays all 16 games, would tie Paul Krause and Kevin Williams for 17th in club history with 171 career games played...Passed former Vikings long snapper Mike Morris (144) for most games played by a long snapper in team history...Was recognized by USA Football as its All-Fundamentals Team in 2011...Delivered the ball in pressure-packed situations and has been critical to several game-winning FGs and record-setting performances by Vikings specialists...Ranks 1st in Vikings history for career games played by a long snapper...Originally signed by the Vikings on 5/3/04.

2013 Returned for his 10th year as the long snapper...Set the team record for most games played (145) by a Vikings long snapper with his appearance on MNF at New York Giants (10/21)...Appeared in all 16 games...Finished the season with 5 special teams tackles and 1 fumble recovery...Snapped on Walsh's 12 consecutive 50+ yard FG vs. Pittsburgh (9/29), an NFL record...Snapped on the game-winning 34-yard FG in overtime vs. Chicago (12/1).

SNAPPING TO IT

Since coming to the Vikings as a rookie free agent in 2004, Cullen Loeffler has snapped on 4 of the 6 longest game-winning FGs in Vikings history.

VIKINGS LONGEST GAME-WINNING FGs

KICKER, GAME	FG, TIME
Paul Edinger vs. Green Bay (10/23/06)	56, 0:00
Ryan Longwell @ Chicago (10/14/07)	55, 0:00
Jan Stenerud vs. Tampa Bay (11/4/84)	53, 0:02
Gary Anderson vs. Miami (12/21/02)	53, 0:17
Ryan Longwell vs. NY Giants (12/28/08)	50, 0:00
Paul Edinger @ NY Giants (11/13/05)	48, 0:10

2012 Helped rookie K Blair Walsh have a record-setting debut season while earning **All-Pro** and **Pro Bowl** honors...Snapped on all of Walsh's NFL-record 10 FGs of 50+ yards...Snapped on both of Walsh's game-winning FGs, vs. Jacksonville (9/9) and vs. Green Bay (12/30), sealing the win over the Packers as time expired to earn the Vikings a berth in the playoffs...Snapped on Walsh's 56-yard FG at Houston (12/23) to tied team record.

2011 Missed 1st time of his NFL career, going on injured reserve for the final 5 games...Injured during game at Atlanta (11/27)...Vikings All-Pro DE Jared Allen finished snapping on special teams at Atlanta (11/27) after Loeffler left game with injury...Notched 3 special teams tackles during season.

2010 Handled all snapping duties...Helped P Chris Kluge notch career-best net punting average and 2nd-best in team history...Snapped on a pair of game-winning Ryan Longwell FGs, including an OT game-winner vs. Arizona (11/7).

2009 Snapped on every special teams play during the regular season and both playoff games...Helped Longwell set a career-best with 132 points and 26-of-28 (92.9%) FG performance...Longwell's 132 points ranks tied for 2nd-most in a season in Vikings history...Longwell booted career-best 16 straight FGs from game at St. Louis (10/11) through game vs. Cincinnati (12/13), the 4th-longest streak in Vikings history...Snapped on a pair of 52-yard Longwell FGs, helping him set a then-Vikings record for most career 50+ yarders made with 9.

2008 Handled long-snapping duties in all 16 games and the Wild Card Playoff vs. Philadelphia (1/4/09)...Delivered the ball to Longwell and Kluge, who both set team records for single-season and single-game performances...Snapped for Longwell's then-team-record 6 FGs of 50+ yards and his 3 game-winning kicks...Helped Kluge break team records for single-season gross punting average, punts of 50+ yards in a game and punts of 50+ yards in a season...Contributed to the coverage units with career-high 5 special teams tackles.

2007 Helped P Chris Kluge set team records for most punts inside the 20 in a season with 34 and most punts of 50+ yards in a season with 29...Snapped on Ryan Longwell's game-winning 55-yard FG at Chicago (10/14).

2006 Played in every game and handled all of the long-snapping duties...Snapped on Longwell's game-winning 31-yard FG with 1:00 left to play in the season opener at Washington (9/11)...Snapped for Longwell's 19-yard FG in OT win over Carolina (9/17) and also on the fake FG that Longwell threw a 16-yard TD pass to Richard Owens.

2005 Played in every regular season game, handling all long-snapping duties...Helped Paul Edinger tie a then-Vikings' record with 3 FGs of 50+ yards (56, 54, 54)...Snapped on Edinger's team-record and career-long 56-yard game-winning FG vs. Green Bay (10/23)...Was a part of all 3 game-winning kicks by Edinger...Helped Chris Kluge become the only Vikings' rookie to ever earn a Player of the Month honor when he was NFC Special Teams Player of the Month for September.

2004 Played in all 16 games and both playoff games as team advanced to NFC Divisional Playoffs...Had a special teams

KICKOFF
EXECUTIVES
STAFF
COACHES
PLAYERS
ROOKIES
2013 SEASON
RECORDS
PLAYOFF RECORDS
HISTORY
EXTRA POINTS

tackle vs. Tennessee (10/24) and at Detroit (12/19) and a stop in the playoffs.

COLLEGE A 3-year letterman for the Longhorns...Handled the majority of snapping duties for his final 3 seasons...Shared UT's Frank Denius Most Valuable Special Teams Player Award and the Longhorn Club Sportsmanship Award.

PREP Earned All-District honors at Tom Moore High in Ingram, TX at 4 different positions...Played DE and TE during his opening 3 seasons...Played DE, QB and punted as a senior...Earned All-District honors at DE as a senior...Honorable Mention All-District QB and All-District at punter...All-District TE as a sophomore and junior...A 4-time letterman in football, basketball and participated in state tennis tournament 4 consecutive years...District MVP in basketball.

LOEFFLER'S NFL TOTALS

SPECIAL TEAMS TACKLES

2004-2, 2005-4, 2006-3, 2007-3, 2008-5, 2009-5, 2010-3, 2011-3, 2012-5, 2013-5. Total- 38.

FUMBLE RECOVERY

2013-1.



MICHAEL MAUTI #56

POSITION: Linebacker

HEIGHT/WEIGHT: 6-2/243

DOB: 1-19-90

HOMETOWN: Mandeville, LA

COLLEGE: Penn State

ACQUIRED: D7a (#213) for 2013

NFL SEASON: 2

VIKINGS SEASON: 2

GAMES/STARTS (regular season, playoffs)

2013 (14/0) Total- 14/0.

- Appeared in 14 games during his rookie season and finished tied for 3rd with 13 special teams tackles.
- Father, Rich, played with New Orleans (1977-83) and Washington (1984) as a WR and played at Penn State from 1975-76. His brother, Patrick, was a teammate of his at PSU.
- Named the Big Ten's Butkus-Fitzgerald Linebacker of the Year winner in 2012.

OFF THE FIELD Earned bachelor's degree in criminal justice... Son of former Penn State and NFL WR, Rich Mauti...Brother, Patrick, played at Penn State from 2005-09 and sister, Rachel, played volleyball at Louisiana-Lafayette...Active in fundraising efforts with his dad's Rich Mauti Cancer Fund.

PRO Finished tied for 3rd on the team in 2013 with 13 special teams tackles...Was the 1st of 3 players drafted in the 7th round by the Vikings, 213th overall...Drafted along with fellow PSU LB Gerald Hodges who was a 4th-round pick.

2013 Made his NFL debut vs. Cleveland (9/22) and was credited with 1 special teams tackle...Tallied 2 special teams tackles at Wembley Stadium against the Steelers (9/29)...Recorded 2 special teams tackles 5 times during the season...Credited with 2 defensive tackles @ Seattle (11/17), his first defensive stats in the NFL...Finished tied for 3rd on the team with 13 total special teams tackles...Appeared in 14 games.

COLLEGE Started 22 of the 39 games he played at PSU... Part of 8-4 PSU team in 2012 that was not eligible for bowl game...Capped Nittany Lions career by being honored with Big Ten's Butkus-Fitzgerald Linebacker of the Year award as a senior in 2012 and earned 1st-Team All Big Ten honors from conference coaches and media...Selected as Nittany Lions' 2012 Outstanding Senior Player...Took Big Ten Defensive Player of the Week honors 3 times in his career, twice as a senior...PSU co-captain as a senior...Led the conference with 125 INT return yards as a senior...Named conference Defensive Player of the Week as a senior against Illinois and selected as Walter Camp Defensive Player of the Week for same game when he notched 2 INTs, including a 99-yard return against the Illini but did not score on the play, the 2nd-longest INT return in PSU history... Had season-best and tied career-high with 13 tackles against Ohio State...Had 8 tackles, a sack and an INT in win at Iowa... Ranked 2nd on team as a senior with 95 tackles, trailing only fellow Vikings draft pick Gerald Hodges...Had 13 tackles against Alabama as a junior as the #3-ranked Crimson Tide visited #23 Penn State...Started all 4 games he has played a junior in 2011... Granted medical redshirt in 2009...Saw action in 13 games as a true freshman in 2008.

PREP Standout at Mandeville, LA High...Ended prep career ranked as the #3 MLB prospect in the nation by ESPN and ranked #58 overall on the ESPN Top 150...Played in US Army All-American Bowl following high school career...Earned Louisiana All-Class 5A honors as a senior.

MAUTI'S NFL TOTALS

Year	GP/GS	Tackles			Sacks	INTs	PBU	TFL	QBH	FF/FR	Special Teams
		Solo	Asst.	Total							
2013 (Minn).....	14/0	1	1	2	0.0	0	0	0.0	0	0/0	13
Totals.....	14/0	1	1	2	0.0	0	0	0.0	0	0/0	13

SINGLE-GAME CAREER HIGHS

Tackles.....2..... @ Seattle, 11/17/13
 Special Teams Tackles2..... 5 times; last @ Baltimore, 12/8/13

KICKOFF
EXECUTIVES
STAFF
COACHES
PLAYERS
ROOKIES
2013 SEASON
RECORDS
PLAYOFF RECORDS
HISTORY
EXTRA POINTS



CAPTAIN MUNNERLYN #24

POSITION: Cornerback
HEIGHT/WEIGHT: 5-8/195
DOB: 4-10-88
HOMETOWN: Mobile, AL

COLLEGE: South Carolina
ACQUIRED: UFA (CAR) for 2014
NFL SEASON: 6
VIKINGS SEASON: 1

GAMES/STARTS (regular season, playoffs)

2009 (15/4-Car), 2010 (16/5-Car), 2011 (14/14-Car), 2012 (16/11-Car), 2013 (16/16, 1/1-Car). **Total-** 77/50, 1/1 (77/50, 1/1-Car)

• Tied for NFL lead since 2010 with 5 INT return TDs, matching the total of Charles Tillman.

• Holds Carolina Panthers career INT return TD record with 5 and is tied for single-season record with 2, achieved in both 2012 and 2013.

OFF THE FIELD Active with March of Dimes charities, a cause close to the heart as he was a premature baby himself... Majored in criminal justice at South Carolina...Was college teammates and roommates with Vikings LB Jasper Brinkley... Named for his great grandfather-Captain Moore...Has a son, Captain, and daughter, Eden...Has hosted youth football camps in Mobile each season he's been in the NFL.

PRO Has returned 5 of his 7 career INTs for TDs...Tied for NFL lead since 2010 with 5 INT return TDs, matching total of Charles Tillman...Holds Panthers career INT return TD record with 5 and is tied for the club single-season record with 2, a feat he achieved in 2012 and in 2013, the only Panthers player to have multiple INT return TDs in a season twice...Helped Panthers win NFC South title in 2013 and earn #2 seed in NFC playoffs... Originally joined Panthers as a 7th-round (#216 overall) pick in the 2009 NFL Draft.

2013 Started all 16 regular season games and NFC Divisional Playoff game vs. San Francisco, his 1st career playoff game... Started all 16 games for 1st time in his career...Scored TDs on both INTs during the season, matching the team record for a single season, a mark he also tied in 2012...Helped Panthers defense rank #3 in the NFL in total defense...Ranked 3rd on team with 86 tackles and led club with 13 passes defended... Led Panthers with 86 INT return yards...Had career-best 3.5 sacks...Scored TDs on INTs vs. St. Louis (10/20) and vs. NY Jets (12/15)...Scored on INT vs. Rams on 1st play of the game, notching the 2nd-fastest score in Panthers franchise history, a mere :21 seconds into the game...Added a career-high 2.0 sacks along with the INT-return TD vs. NY Jets...Notched career-best 13 tackles at Miami (11/24)...Had 1.5 sacks on Drew Brees vs. New Orleans (12/22)...Forced a fumble on Adrian Peterson at Vikings (10/13).

VETERAN VOICE

Vikings 2014 free agent pickup Captain Munnerlyn has played in 77 career games with 50 starts, the most games played among the Vikings DBs.

CAREER GAMES PLAYED/STARTED BY VIKINGS DBs

PLAYER	GAMES/STARTS
Captain Munnerlyn	77/50
Jamarca Sanford	70/44
Derek Cox	63/55
Kurt Coleman	59/29
Josh Robinson	26/16
Harrison Smith	24/23

2012 Started 11 of his 16 games during the season...Tied team record with 2 INT return TDs, taking back both INTs on the season for TDs...Notched 66 tackles for Panthers defense that ranked #10 in the NFL in total defense...Started 11 of the final 12 games of the season...Led team with 14 punt returns... Scored on 33-yard INT return TD vs. Seattle (10/7) and took back a Josh Freeman pass 74 yards for a score vs. Tampa Bay (11/18)...Had season-high 7 tackles vs. Denver (11/11) and at New Orleans (12/30).

2011 Started all 14 games he played...Notched 55 tackles and a pair of sacks, the first 2 sacks of his career...Missed final 2 games of season with hamstring injury, going on injured reserve on 12/23...Posted 1st career sack vs. New Orleans (10/9) when he caught Drew Brees on a blitz...Caught Vikings QB Christian Ponder vs. Minnesota (10/30) and later in the game had a FF and FR on the same play against WR Percy Harvin.

2010 Played in all 16 and started 5 games...Led team with 10 passes defended and tied for 2nd on club with 3 INTs... Scored 1st INT return TD at Cleveland (11/28), returning a Jake Delhomme pass 30 yards for the score...Notched 1st career INT vs. Cincinnati (9/26) off Bengals QB Carson Palmer...Had 30 punt returns with a 10.9-yard average...Returned a pair of kickoffs during the season...Started 5 of the final 6 games of the season.

2009 Saw action in 15 games and made 4 starts...Averaged 9.0 yards per return on 31 punt returns during the season... Notched 1st career start vs. Buffalo (10/25)...Posted 1st career FR at New England (12/13)...Had a FF on Eli Manning at NY Giants (12/27)...Made NFL debut in season opener vs. Philadelphia (9/13)...Drafted in 7th round (#216) by Carolina.

COLLEGE Started 28 of his 36 career games at South Carolina...Declared for NFL Draft after his junior season...Had career 127 tackles, 5 INTs, 2.0 sacks and 19 PBU...Scored TD on an 81-yard blocked FG return vs. Kentucky as a junior in 2008 and also had 84-yard KOR during game...Named 1st-Team All-SEC in 2007...Started 6 games as a freshman in 2005.

PREP Standout at Murphy HS in Mobile, AL...Earned All-State as a senior and was All-Region 3 times...Helped team to a 10-2 mark as a senior and finished as regional runner-up...Won Class 6A state title in the 100m as a junior in high school.

SICK PICK SIX

Over the past 4 seasons Vikings CB Captain Munnerlyn has notched 5 INT-return TDs, matching Bears CB Charles Tillman for the most in the NFL over that span. Munnerlyn has scored on 5 of his 7 career INTs and the past 4 in a row have wound up in the end zone. Munnerlyn's 5 career defensive TDs are the most by an active Viking.

NFL INTERCEPTION-RETURNS FOR TDs FROM 2010-13

PLAYER	INT TDs
Captain Munnerlyn	5
Charles Tillman	5
Aqib Talib	4

KICKOFF EXECUTIVES STAFF COACHES PLAYERS ROOKIES 2013 SEASON RECORDS PLAYOFF RECORDS HISTORY EXTRA POINTS

MUNNERLYN'S NFL TOTALS

Year	GP/GS	Tackles			Sacks	INTs	PBU	TFL	QBH	FF/FR	Special
		Solo	Asst.	Total							Teams
2009 (Car)	15/4	35	8	43	0.0	0	2	--	--	1/1	4
2010 (Car)	16/5	41	6	47	0.0	3 (37)	10	--	--	1/0	0
2011 (Car)	14/14	36	19	55	2.0	0	7	--	--	1/1	6
2012 (Car)	16/11	51	15	66	0.0	2 (107)	6	--	--	0/0	2
2013 (Car)	16/16	60	26	86	3.0	2 (86)	13	--	3	1/1	0
Playoffs	1/1	4	0	4	0.0	0	0	--	0	0/0	0
Totals	77/50	223	74	297	5.0	7 (230)	38	--	--	4/3	0
<i>Playoffs</i>	<i>1/1</i>	<i>4</i>	<i>0</i>	<i>4</i>	<i>0.0</i>	<i>0</i>	<i>0</i>	<i>--</i>	<i>0</i>	<i>0/0</i>	<i>0</i>

SINGLE-GAME CAREER HIGHS

Tackles	9	@ Washington, 11/4/12; @ Miami, 11/24/13; vs. New Orleans, 12/22/13
Solo Tackles	8	@ Miami, 11/24/13
Passes Defensed	3	@ Seattle, 12/5/10
Forced Fumble	1	@ NY Giants, 12/27/09; vs. Minnesota, 10/30/11; @ Minnesota, 10/13/13
Fumble Recovery	1	5 times, last vs. St. Louis, 10/20/13
Sacks	2.0	vs. NY Jets, 12/15/13
Interception	1	7 times, last vs. NY Jets, 12/15/13
Long INT Return	74t	vs. Tampa Bay, 11/18/12

MUNNERLYN'S INTERCEPTIONS

GAME	QB	INT (YDS)
vs. Cincinnati, 9/26/10	Carson Palmer	1 (2)
at Cleveland, 11/28/10	Jake Delhomme	1 (37t)
at Seattle, 12/5/10	Matt Hasselbeck	1 (-2)
vs. Seattle, 10/7/12	Russell Wilson	1 (33t)
vs. Tampa Bay, 11/18/12	Josh Freeman	1 (74t)
vs. St. Louis, 10/20/13	Sam Bradford	1 (45t)
vs. NY Jets, 12/15/13	Geno Smith	1 (41t)
Total		7 (230)

MUNNERLYN'S SACKS

GAME	QB	SACK
vs. New Orleans, 10/9/11	Drew Brees	1.0
vs. Minnesota, 10/30/11	Christian Ponder	1.0
vs. NY Jets, 12/15/13	Geno Smith	2.0
vs. New Orleans, 12/22/13	Drew Brees	1.5
Total		5.5

MUNNERLYN'S TOUCHDOWNS

GAME	PLAY
at Cleveland, 11/28/10	37-yd INT return
vs. Seattle, 12/5/10	33-yd INT return
vs. Tampa Bay, 11/18/12	74-yd INT return
vs. St. Louis, 10/20/13	45-yd INT return
vs. NY Jets, 12/15/13	41-yd INT return
Total	5

A.D. GIVES VIKINGS MVP TIMES 3

When Adrian Peterson was honored as the NFL's MVP following the 2012 season he became the 3rd Vikings player to earn the award and broke a streak of 5 consecutive QBs to win the award. Peterson joins Vikings Hall of Famers DT Alan Page (1971) and QB Fran Tarkenton (1975) to be recognized as the NFL's MVP. Page's honor was unique as he was the 1st defensive player to be named MVP and still stands as only 1 of 2 defenders to be selected, joining Giants LB Lawrence Taylor in 1986. Vikings Offensive Coordinator Norv Turner coached Emmitt Smith in 1993 when he won MVP, the lone Dallas Cowboy to take home the honor.


ASSOCIATED PRESS MVPs BY TEAM

Indianapolis/Baltimore Colts	8
Green Bay Packers	7
San Francisco 49ers	5
St. Louis/Los Angeles Rams	4
Minnesota Vikings	3
Denver Broncos	3
Oakland/Los Angeles Raiders	3
Washington Redskins	3

ASSOCIATED PRESS MVPs BY POSITION

Quarterbacks	36 (Fran Tarkenton, 1975)
Running Backs	16 (Adrian Peterson, 2012, last)
Defensive Tackle	1 (Alan Page, 1971)
Kicker	1 (Mark Moseley, 1982)
Linebacker	1 (Lawrence Taylor, 1986)

Total Associated Press MVPs	55
Five-time winner	Peyton Manning
Three-time winner	Brett Favre
Two-time winners	Tom Brady, Joe Montana, Johnny Unitas, Kurt Warner, Steve Young



KEVIN MURPHY #68

POSITION: Tackle
HEIGHT/WEIGHT: 6-7/305
DOB: 2/16/90
HOMETOWN: San Clemente, CA

COLLEGE: Harvard
ACQUIRED: FA for 2012
NFL SEASON: 1
VIKINGS SEASON: 1

GAMES/STARTS (regular season, playoffs)

2012 (PS-Minn), 2013 (0/0-Minn). **Total-** 0/0.

• Spent 2012 and 2013 on Vikings practice squad with a 1-game promotion to the 53-man roster in 2013.

OFF THE FIELD Engineering major at Harvard with a bio-medical focus...Plays guitar in his free time...Played football at Harvard when Vikings K Blair Walsh's brother was on the Crimson soccer team...National Honor Society member.

PRO Earned spot on active roster for a week in 2013 when injuries cut into offensive line depth but did not play vs. Washington (11/7/13)...Returns in 2014 to compete for roster spot on strong Vikings offensive line...Signed as a rookie free agent following the 2012 Draft with San Francisco but was released on 5/14/12...Signed briefly with Vikings in May 2012 but was released before signing with the Vikings on 7/24/12 where he spent all of training camp and the preseason.


2013 Signed to active roster and was active for Thursday Night Football game vs. Washington (11/7) when injuries hit the offensive line and 2 starters were out but did not play...Spent

1 week on active roster and remainder of season on practice squad...Signed to practice squad on 9/1...Went to training camp with Vikings before being waived on 8/31.

2012 Spent entire regular season and Wild Card Playoff week on Vikings practice squad...Joined practice squad on 9/3 after his release on 8/31...Originally entered the NFL as a rookie free agent with San Francisco on 5/4 but was released on 5/14... Signed with Vikings on 5/15 but was released on 5/17 before re-joining the team prior to training camp on 7/24.

COLLEGE Started all 20 games of his final 2 seasons at Harvard and played in 30 career contests...Named Harvard's Joseph E. Wolf Award-winner as the top interior lineman on the squad as a senior in 2011.

PREP Attended San Clemente High and was a 2-time All-South Coast League honoree...Made transition during junior season from TE to OT.



SPENCER NEALY #69

POSITION: Defensive Tackle
HEIGHT/WEIGHT: 6-3/295
DOB: 12-8-90
HOMETOWN: San Antonio, TX

COLLEGE: Texas A&M
ACQUIRED: FA for 2014
NFL SEASON: 1
VIKINGS SEASON: 1

GAMES/STARTS (regular season, playoffs)

2013 (PS-Minn). **Total-** 0/0.

• Spent 6 of the final 7 weeks of his rookie season on the Vikings practice squad.

• Father, Ed Nealy, played 10 seasons in the NBA.

OFF THE FIELD Majored in agri-business at Texas A&M... Joins fellow Viking Andrew Sendejo as products of San Antonio...Played at A&M when Vikings assistant coach Clint Kubiak was on Aggies coaching staff...Father, Ed Nealy, played in the NBA from 1982-93, originally drafted by the Kansas City Kings...Played on the 1992-93 Chicago Bulls squad that won the NBA title.

PRO Spent 6 weeks on Vikings practice squad in 2013... Originally signed as a rookie free agent with Detroit in 2013.

2013 Spent 6 of the final 7 weeks of the season on Vikings practice squad...Joined Vikings for final 2 weeks of preseason, joining team on 8/20 and was released on 8/31...Played in Vikings 3rd and 4th preseason games, at San Francisco (8/25) and vs. Tennessee (8/29)...Signed with Detroit on 5/28 and went to training camp with the team before his release on 8/1.

COLLEGE Played in all 52 games possible during his A&M career...Named All-Big 12 Honorable Mention as a junior... Started his final 22 career games for the Aggies...Started all 13 contests as a senior...Ended junior season with 9 straight starts...Ended collegiate career with 126 tackles, 4.5 sacks, 5 PDs and 1 FF...During his sophomore season in 2010 he made a key play in win over rivals Texas when he tipped a pass that was intercepted by Von Miller...Played in every game as a true freshman in 2009.

PREP Named San Antonio Area Defensive Player of the Year as a senior at Regan High...Led team to state quarterfinals as a senior.

KICKOFF
EXECUTIVES
STAFF
COACHES
PLAYERS
ROOKIES
2012 SEASON
RECORDS
PLAYOFF RECORDS
HISTORY
EXTRA POINTS



CORDARRELLE PATTERSON #84

POSITION: Wide Receiver
HEIGHT/WEIGHT: 6-2/220
DOB: 3-17-91
HOMETOWN: Rock Hill, SC

COLLEGE: Tennessee
ACQUIRED: D1c (#29) for 2013
NFL SEASON: 2
VIKINGS SEASON: 2

GAMES/STARTS (regular season, playoffs)

2013 (16/6). **Totals-** 16/6.

- Set Vikings record and tied NFL mark with 109-yard KO return on opening kickoff vs. Green Bay (10/27/13), setting mark for longest NFL KO return and tied the longest play in NFL history.
- Is tied for most career plays of 105+ yards (2) in NFL history with Jacoby Jones and Ed Reed.
- Earned 1st-Team AP **All-Pro** honors and **Pro Bowl** berth, only the 3rd Vikings rookie to earn 1st-Team honors from the AP.

OFF THE FIELD

Majored in communications at UT and returned to campus in 2014 offseason...Has taken up photography as a hobby...Aspires to be an entrepreneur following his football career...Has a daughter, Cienna...Threw out 1st pitch at Twins game in April 2014...Active in the local sports scene regularly attending Wild, Timberwolves and Twins games...Responded to a 1st-grader's request for a visit to their Maple Grove, MN school in May 2014...Shares hometown of Rock Hill, SC with fellow NFL 1st-rounders Jadeveon Clowney and Stephon Gilmore.

PRO Earned 1st-Team **All-Pro** honors from Associated Press and selected to **Pro Bowl**...Is only the 3rd rookie to be 1st-Team AP All-Pro in team history, joining Randy Moss (1998) and Blair Walsh (2012)...Scored 9 TDs, the 4th-most by a rookie in Vikings history...Scored a TD in the final 5 straight games of rookie season in 2013...Scored 3 different ways during his rookie season- by rushing, receiving and return- only the 6th player in team history to achieve the feat and the 1st rookie...Scored 1st career TD in his 2nd career game with a 105-yard KO return TD at Chicago (9/15/13)...Scored 2nd career TD with a 109-yard KO return vs. Green Bay (10/27/13), setting Vikings record for longest play in team history, matching team record for most KO return TDs in a season with 2 and tied an NFL record for the longest play in league history...Both kickoff return TDs as a rookie were on the opening kickoff of the game...Acquired with #29 overall pick in 2013 Draft after a trade with New England, giving the Vikings 3 picks in the 1st round for only the 2nd time in franchise history, the last coming in 1967...Was the 3rd WR drafted in 2013.

HONORS

Named **1st-Team All-Pro** by Associated Press in 2013...Selected to **Pro Bowl** in 2013...Voted 2013 **Vikings Special Teams MVP** and 2013 **Vikings Children's Fund Rookie of the Year** by teammates...**NFC Special Teams Player of the Month** for September 2013...**NFC Special Teams Player of the Week** vs. Green Bay (10/27/13)...**NFL Offensive Rookie of the Month** in December 2013.

2013

Led NFL and set Vikings record with 32.4-yard average on KO returns...Set team record with 1,393 kickoff return yards in a season, a mark held by Buster Rhymes since 1985...Tied longest play in NFL history and set longest KO return with 109-yarder vs. Green Bay (10/27) and took opening kickoff at Chicago (9/15) back 105 yards for a TD in his 2nd career game...Tied Vikings record with 2 KO return TDs in a season...Scored TDs 3 different ways during season- rushing, receiving and returning- only the

6th Viking to do so and the 1st rookie in team history...The 1st NFL player with a 100+ KO return TD, a 75+ receiving TD and a 50+ rushing TD...Scored 9 TDs on the season, the 4th-most by a rookie in team history...Notched career-high 141 receiving yards, the 2nd-most by a 2013 rookie, and hauled in 79-yard TD from Matt Cassel at Baltimore (12/8), the 3rd-longest reception by a Vikings rookie in team history...Posted longest rushing TD and 2nd-longest rush by a Vikings WR with a 50-yarder vs. Detroit (12/29) in the final game at MOA Field and caught an 8-yard TD, scoring the final 2 TDs in Dome history...Set an NFL record since the 1970 merger and a Vikings record for most rushing TDs by a WR in a season with 3...Caught 1st career pass from Christian Ponder for 10-yard gain at Detroit (9/8) in season opener.

COLLEGE

In his lone season of Division I football, earned All-SEC honors and started all 12 games for Tennessee...Tabbed as 1st-Team All-SEC by Associated Press as an All-Purpose Player...Earned 1st-Team All-SEC All-Purpose Player by conference coaches and 2nd-Team Return Specialist by the coaches...Set UT record with 1,858 all-purpose yards, breaking record set by Reggie Cobb in 1987...Became 1st player in NCAA to score a TD 4 different ways in a season since 2008 (receiving, rushing, PR, KOR)...Was rated the #1 JUCO WR recruit coming out of Hutchinson and #4 overall JUCO prospect...Earned NJCAA All-America honors both seasons at Hutchinson CC...Ran on Hutch track team.

PREP

Standout WR at Northwestern High in Rock Hill, SC...Helped lead team to Class 4A Division II state title game as a senior in 2008...Named All-State as a senior...High school teammate with future UT teammate QB Justin Worley...Attended North Carolina Tech Christian Academy in 2010.

THE CORDARRELLE DEAL

In his rookie campaign, Cordarrelle Patterson notched the longest KO return in NFL history, set the Vikings record for KO return avg. in a season and scored a TD in 5 consecutive games to end the 2013 season.

LONGEST KO RETURNS IN VIKINGS HISTORY

PLAYER, GAME	YARDS
Cordarrelle Patterson, vs. Green Bay, 10/27/13	109t
Cordarrelle Patterson, at Chicago, 9/15/13	105t
Percy Harvin, at Detroit, 9/30/12	105t

LONGEST PLAYS IN NFL HISTORY

PLAYER, GAME	YARDS
Cordarrelle Patterson, Minn vs. GB, 10/27/13	109t KOR
Antonio Cromartie, SD at Minn, 11/4/07	109t Missed FG Ret.
5 others tied at	108t

VIKINGS KO RETURN AVERAGE IN A SEASON

PLAYER, SEASON	AVG
Cordarrelle Patterson, 2013	32.4
Aundrae Allison, 2007	28.7

NFL KO RETURN AVERAGE IN A SEASON SINCE 1970 MERGER

PLAYER, SEASON	AVG
Jim Duncan, Baltimore, 1970	35.4
Ron Brown, LA Rams, 1985	32.8
Cecil Turner, Chicago, 1970	32.7
Cordarrelle Patterson, 2013	32.4

PATTERSON'S NFL TOTALS

Year	GP/GS	No.	RECEIVING				TD	RUSHING				
			Yds.	Avg.	Lg	TD		No.	Yds.	Avg.	Lg	TD
2013 (Minn)	16/6	45	469	10.4	79t	4	12	158	13.2	50t	3	
Total	16/6	45	469	10.4	79t	4	12	158	13.2	50t	3	

KICKOFF RETURNS

Year	GP/GS	No.	Yds.	Avg.	Lg	TD
2013 (Minn)	16/6	43	1,393	32.4	109t	2
Total	16/6	43	1,393	32.4	109t	2

SINGLE-GAME CAREER HIGHS

- Receptions..... 8..... @ Green Bay, 11/24/13
- Receiving Yards.....141..... @ Baltimore, 12/8/13
- Long Reception 79t..... @ Baltimore, 12/8/13
- Receiving TD.....1..... 4x, last vs. Detroit, 12/29/13
- Rushing Attempts.....3..... @ Cincinnati, 12/22/13
- Rushing Yards 54..... 2x, last vs. Detroit, 12/29/13
- Long Rush 50t..... vs. Detroit, 12/29/13
- Rushing TD 1..... 3x, last vs. Detroit, 12/29/13
- Kickoff Returns5..... vs. Green Bay, 10/27/13
- Kickoff Return Yards.....228..... vs. Green Bay, 10/27/13
- Long Kickoff Return 109t..... vs. Green Bay, 10/27/13
- Kickoff Return Avg.49.7..... @ Chicago, 9/15/13 (min. 3 returns)

PATTERSON'S TOUCHDOWNS

GAME	PLAY
@ Chicago, 9/15/13	105t KO Return
vs. Green Bay, 10/27/13	109t KO Return
vs. Washington, 11/7/13	2t pass from Ponder
vs. Chicago, 12/1/13	33t run
@ Baltimore, 12/8/13	79t pass from Cassel
vs. Philadelphia, 12/15/13	5t pass from Cassel
@ Cincinnati, 12/22/13	35t run
vs. Detroit, 12/29/13	50t run, 8t pass from Cassel

PATTERSON'S 100-YARD GAMES

GAME	Rec/Yds/TD
@ Baltimore, 12/8/13	5/141/1

2013	MINNESOTA	No.	RECEIVING				Long	TD	Att.	RUSHING		
			Yards	Avg.	Long	TD				Yards	Avg.	Long
9/8	@ Detroit	1	10	10	10	10	0	0	0	0	0	0
9/15	@ Chicago	2	14	7	14	0	0	0	0	0	0	0
9/22	Cleveland	2	49	24.5	37	0	1	0	0	0	0	0
9/29	Pittsburgh	1	9	9	9	0	0	0	0	0	0	0
10/13	Carolina	2	3	1.5	5	0	0	0	0	0	0	0
10/21	@ NY Giants	3	22	7.3	15	0	1	2	2	2	2	0
10/27	Green Bay	2	26	13	17	0	0	0	0	0	0	0
11/3	@ Dallas	3	13	4.3	5	0	0	0	0	0	0	0
11/7	Washington	2	22	11	20	1	0	0	0	0	0	0
11/17	@ Seattle*	3	28	9.3	15	0	0	0	0	0	0	0
11/24	@ Green Bay	8	54	6.8	21	0	0	0	0	0	0	0
12/1	Chicago*	1	4	4	4	0	2	27	13.5	33t	1	1
12/8	@ Baltimore*	4	141	28.2	79t	1	1	6	6	6	6	0
12/15	Philadelphia*	5	35	7.9	11	1	2	15	7.5	12	0	0
12/22	@ Cincinnati*	3	8	2.7	11	0	3	54	18	35t	1	1
12/29	Detroit*	2	31	15.5	23	1	2	54	27	50t	1	1
Totals	GP/GS: 16/6	45	469	10.4	79t	4	12	158	13.2	50t	3	3

KICKOFF RETURNS

2013	MINNESOTA	No	Yards	Avg.	Lg	TD
9/8	@ Detroit	2	54	27.0	30	0
9/15	@ Chicago	3	149	49.7	105t	1
9/22	Cleveland	2	59	29.5	30	0
9/29	Pittsburgh	5	144	28.8	42	0
10/13	Carolina	0	0	0.0	0	0
10/21	@ NY Giants	1	69	69.0	69	0
10/27	Green Bay	5	228	45.6	109t	1
11/3	@ Dallas	4	105	26.3	45	0
11/7	Washington	2	37	18.5	23	0
11/17	@ Seattle	4	117	29.3	35	0
11/24	@ Green Bay	4	126	31.5	57	0
12/1	Chicago	0	0	0.0	0	0
12/8	@ Baltimore	4	111	27.8	42	0
12/15	Philadelphia	0	0	0.0	0	0
12/22	@ Cincinnati	4	143	35.8	48	0
12/29	Detroit	3	51	17.0	23	0
Totals		43	1,393	32.4	109t	2

RUNNING DOWN A DREAM

Cordarrelle Patterson proved he is a threat to score any way at any time as a rookie in 2013. He set an NFL record since the 1970 merger with 3 rushing TDs by a WR and is closing in on the Vikings career record for rushing TDs by a WR.

RUSHING TDs IN A SEASON BY WRs SINCE 1970 MERGER


PLAYER	TDs
Cordarrelle Patterson, 2013	3
Jerry Rice, 1994	2
Percy Harvin, 2011	2

CAREER RUSHING TDs BY VIKINGS WRs

PLAYER	TDs
Percy Harvin	4
Cordarrelle Patterson	3

LONGEST RUSHES BY VIKINGS WRs

PLAYER, GAME	YDS
Bob Grim, at NY Giants , 10/31/71	54
Cordarrelle Patterson, vs. Detroit, 12/29/13	50t



ADRIAN PETERSON #28

POSITION: Running Back

HEIGHT/WEIGHT: 6-1/217

DOB: 3-21-85

HOMETOWN: Palestine, TX

COLLEGE: Oklahoma

ACQUIRED: D1 (#7) for 2007

NFL SEASON: 8

VIKINGS SEASON: 8

GAMES/STARTS (regular season, playoffs)

2007 (14/9), 2008 (16/15, 1/1), 2009 (16/15, 2/2), 2010 (15/15), 2011 (12/12), 2012 (16/16, 1/1), 2013 (14/14). **Totals-** 103/96, 4/4.

• In 2012 became 3rd Vikings player to earn NFL MVP honors, joining Alan Page (1971) and Fran Tarkenton (1975).

• The 1st Vikings RB to lead the NFL in rushing in 2008, setting the team record with 1,760 yards and led NFL with 2,097 yards in 2012, the 2nd-most yards in a season in NFL history.

• Set NFL single-game rushing record with 296 yards vs. San Diego in 2007, the 8th game of his career.

OFF THE FIELD

Has taken mission trips to Africa in the 2010 and 2011 offseasons, working with Starkey Hearing to provide hearing aids to disadvantaged children and adults, joining other NFL stars on the trips...Addressed crowd following game vs. Detroit (12/29/13) as part of the closing ceremonies at Mall of America Field following the final game at the stadium...Works with youth through his All Day Foundation, with the motto "Giving Back Every Day, All Day"...Has hosted Special Olympics of Minnesota Punt, Pass and Kick events at Winter Park... Comes from an athletic family as mother, Bonita Jackson, was a track and field star and father, Nelson Peterson, was a collegiate basketball player at Idaho State...His uncle, Ivory Lee Brown, was an NFL player and suited up for the Vikings in 1993...Majored in sociology...Active yearly around Holiday season through "Shop With A Viking" program...Sponsors an AAU girl's basketball team in Texas-the AD Elite team.

HONORS

Named 2012 **NFL MVP**...Selected 2012 **NFL Offensive Player of the Year**...2008, 2009, 2012 Associated Press **All-Pro** 1st Team and 2nd-Team honoree in 2007 and 2013...2008 and 2012 **Bert Bell Player of the Year** Award by Maxwell Club... Named to **50 Greatest Vikings** team as part of 50th season celebration in 2010...Named to **Vikings All-Mall of America Field Team** in 2013 in honoring the final season in the Dome...2008 **FedEx Ground Player of the Year**...2007, 2008, 2009, 2012 **Pro Bowl** starter, 2010 and 2013 **Pro Bowl** selection but not a starter...**Pro Bowl MVP** as a rookie...2007 Associated Press **Offensive Rookie of the Year**...2007 **Diet Pepsi NFL Rookie of the Year**...2007, 2008, 2010, 2012 and 2013 **Vikings Offensive MVP** as voted by teammates...2007 Pro Football Weekly **All-Rookie Team**...NFL **Rookie of the Month** in September 2007 and October 2007...**NFC Offensive Player of the Week** at Chicago (10/14/07), vs. San Diego (11/4/07), vs. Green Bay (11/9/08), vs. Detroit (9/26/09), vs. Arizona (10/9/11)...**FedEx Ground Player of the Week** at Chicago (10/14/07), vs. San Diego (11/4/07), vs. Arizona (10/9/11), vs. Arizona (10/21/12), vs. Pittsburgh (9/29/13), vs. Chicago (12/1/13).

PRO Notched 2nd-best single-season rushing mark in NFL history with 2,097 yards in 2012...Tied his own team record with 10 games over 100 yards...In 7 seasons with the Vikings he has posted 6 of the top 8 single-season rushing yardage marks in club history- #1, #2, #4, #5, #6 and #8...Holds 9 of the 10 top single-game rushing marks in Vikings history...Holds Vikings career record with 86 rushing TDs...Has posted 10+ rushing TDs in each of his opening 7 NFL seasons, joining only LaDainian Tomlinson as the only players who have achieved the feat in NFL history...Holds Vikings career rushing yardage record... Ranks 1st in team history for career 100-yard rushing games

with 42, passing Robert Smith's 29...Set Vikings record with 18 rushing TDs in 2009 and ranks 2nd in team history for total TDs in a season, trailing Chuck Foreman's 22 in 1975...Holds Vikings record with 18 career runs of 50+ yards...Holds the **Pro Bowl** record for career rushing TDs with 4...Became the 1st Viking to lead the NFL in rushing in 2008...Tabbed by the Maxwell Club as the **Bert Bell Award** winner as the Player of the Year in 2008 and 2012...Re-wrote the Vikings rookie record book with one of the biggest debut seasons in NFL history en route to the **NFL Offensive Rookie of the Year** and **Diet Pepsi NFL Rookie of the Year** awards...Set NFL single-game rushing mark with 296 yards vs. San Diego (11/4/07)...Came to the Vikings as the 10th RB selected by the team in the 1st round...The only Vikings RBs selected as high or higher were Tommy Mason (#1, 1961), Clinton Jones (#2, 1967) and Darrin Nelson (#7, 1982).

2013

Earned 2nd-Team Associated Press **All-Pro** honors, his 5th time being 1st or 2nd-team in his 7-year career...Selected to **Pro Bowl** but did not play due to injury...Ran for 1,000+ yards for 6th time in his 7 seasons...Notched 7th straight season with 10+ rushing TDs...Set career-high with 35 carries vs. Chicago (12/1) and season-high 211 yards rushing, his 5th career game with 200+...Surpassed 10,000 career rushing yards vs. Chicago (12/1)...Had 146 yards at Green Bay (11/24) and notched a rushing TD...Rushed for 140 yards at Dallas (11/3)...Ran for 2 TDs vs. Washington (11/7)...Notched a pair of rushing TDs and ran for 140 yards in International Series game vs. Pittsburgh (9/29) in London, scoring on runs of 60 and 7 yards...Ran for 100 yards at Chicago (9/15)...Took the 1st offensive play of the season for the Vikings for a 78-yard TD run at Detroit (9/8), matching Robert Smith's team record for longest opening-day run and setting an NFL record for the longest TD run on a player's first carry in a season since the 1970 merger...Tied career-high with 3 TDs in opener at Detroit, scoring 2 rushing TDs and 1 receiving score.

2012

Earned **NFL MVP**, **Offensive Player of the Year** and **1st-Team Associated Press All-Pro** honors following offseason knee surgery...Became only the 3rd Vikings player to take home NFL MVP, joining Alan Page in 1971 and Fran Tarkenton in 1975...Ran for 2,097 yards, the 2nd-best mark in NFL history behind Eric Dickerson's 2,105...Tied his own team record with 10 games of 100+ yards on the season and 2 games of 200+ on the season...Matched NFL record held by Earl Campbell in 1980 with 7 games with 150+ yards...Tied NFL record with 7 runs of 50+ yards on the season, matching Barry Sanders in 1997...Broke Vikings career rushing yardage record in season opener vs. Jacksonville (9/9)...Set NFL record for rushing yards in a month when he amassed 861 yards during December...Posted career-long 82-yard TD run in a pair of games, at Green Bay (12/2) and at St. Louis (12/16).

2011

Ran for 970 yards in 12 games during the season, falling just 66 yards shy of the Vikings career rushing yards record...Broke the Vikings career rushing TD record vs. Tampa Bay (9/18) with his 53rd career score on a 1-yard run in the 1st quarter...Missed 3 games following ankle injury suffered vs. Oakland (11/20)...Had season cut short by knee injury at Washington (12/24), going on injured reserve before the season finale...Ended season with 12 rushing TDs, giving him 64 for his career...Ranked 3rd in NFL with 12 rushing TDs...Broke the 100-yard mark 3 times during the season, moving his career

total to 27...Tied Vikings record and career-best with 3 rushing TDs vs. Arizona (10/9) in the 1st win of the season...Named **NFC Offensive Player of the Week** and **FedEx Ground Player of the Week** vs. Arizona...Posted season-best 175 yards on the ground vs. Green Bay (10/23).

2010 Earned 4th trip to **Pro Bowl**...Rushed for 1,298 yards, the 6th-best total in team history...Tied for Vikings career rushing TDs record with 52, matching total of Chuck Foreman and Bill Brown...Tied for the 5th-best mark in Vikings history with 12 rushing TDs...Notched long rush with 80-yard TD burst vs. Detroit (9/26)...Moved into 3rd place in team history for career rushing yards with 5,782...Had 5 games with 100+ yards rushing, giving him 24 games over the 100-yard mark for his career...Notched his 4th career 3-rushing TD game vs. Buffalo (12/5)...Had a streak of 350 offensive touches without a fumble (11/29/09-12/28/10), the 2nd-longest streak in Vikings history.

2009 Earned 1st-Team Associated Press **All-Pro** and selected to the **Pro Bowl**...Set Vikings record with 18 rushing TDs and led all NFL non-kickers in scoring...Posted the 4th-highest single-season rushing total in team history...Teamed with Sidney Rice to form the NFC's top rushing-receiving tandem with a combined 2,695 yards (1,383 rushing/1,312 receiving)...Moved into tie for 3rd in team history with 40 career rushing TDs...Moved into 2nd in Vikings history with 19 career 100-yard rushing games...Ranked 2nd in the NFC in rushing yards...Had career-best 43 receptions for 436 yards...Ran for 3 TDs to set a team playoff record and tied a team playoff record with 3 total TDs with his performance at New Orleans (1/24/10) in NFC Championship game...His 122 rushing yards at New Orleans are the 3rd-most in a playoff game in Vikings history...Set a Vikings opening-day record with 180 yards rushing at Cleveland (9/13).

2008 Led NFL in rushing and set a then-Vikings single-season record with 1,760 yards, becoming the 1st Vikings RB to lead the League in rushing yards...Recognized by Maxwell Club with the **Bert Bell Player of the Year** award, 1st-Team Associated Press **All-Pro** honoree, **Pro Bowl** starter and voted by teammates as **Vikings Offensive MVP**...Tied for 2nd in Associated Press voting for Offensive Player of the Year and finished 4th in AP polling for NFL MVP...Set Vikings record with 10 games over the 100-yard mark...Set team record for rushing attempts with 363, breaking the old record held by Chester Taylor in 2006 by 60 carries...Set then-Vikings record for yards rushing per game at 110.0...Ran for 192 yards vs. Green Bay (11/9)...Named the **NFC Offensive Player of the Week** for his performance vs. Green Bay (11/9) along with **FedEx Ground Player of the Week**...Earned **FedEx Ground Player of the Week** honors for games vs. Houston (11/2) and at Arizona (12/14).

2007 Burst onto the NFL scene with a record-breaking rookie season...Earned **Offensive Rookie of the Year** honors from Associated Press and Diet Pepsi **Rookie of the Year**...Named a starter in the **Pro Bowl** and earned MVP of the game...Led the NFC with 1,341 rushing yards, ranked 2nd in the NFL and had the 5th-best single season in Vikings history, 2nd-best

CARRYING THE LOAD

Adrian Peterson's 98.2 yards per game ranks 3rd in NFL history among players with a minimum of 100 career games and his 5.0 yards per carry ranks tied for 2nd among players with a minimum of 1,000 career attempts.

NFL CAREER YARDS PER GAME RUSHING (MIN. 100 GAMES)

PLAYER, GAMES	YDS/GM
Jim Brown, 118	104.3
Barry Sanders, 153	99.8
Adrian Peterson, 103	98.2
Eric Dickerson, 146	90.8

NFL CAREER YARDS PER CARRY (MIN. 1,000 ATTEMPTS)

PLAYER, AVG	AVG
Jim Brown, 2,539 att/12,312 yds	5.2
Adrian Peterson, 2,033 att/10,115 yds	5.0
Barry Sanders, 3,062 att/15,261 yds	5.0

at the time...Set an NFL single-game record with 296 rushing yards vs. San Diego (11/4), breaking the old record of 295 by Jamal Lewis...Set the #1 and #2 single-game rushing totals in Vikings history with the 296 vs. San Diego and 224 at Chicago (10/14)...Teamed with Chester Taylor to set a Vikings record for combined rushing yards with 2,185...The Vikings set a team rushing record with 2,634 yards and helped team rank #1 in the NFL in rushing offense...Led the NFL in rushing yards per game with 95.8...Set then-Vikings record with an average of 5.6 yards per carry...Set then-Vikings record with 4 rushes of 50+ yards during the season and tied a Vikings record with 7 plays of 50+ yards (4 runs, 1 reception, 2 kickoff returns).

COLLEGE A 3-time All-Big 12 1st-Team honoree...2004 Heisman Trophy runner-up...2004 AP 1st-Team All-America, the 1st OU true freshman to earn the honor and the 1st true freshman on the team since 1996 (Dre Bly)...Played 31 games over 3 seasons...Set the school record with 1,925 yards as a freshman in 2004, breaking Billy Sims' record of 1,896 in 1978...Broke Ron Dayne's NCAA freshman rushing record...Ranks 3rd in OU history with 4,045 yards and 4th with 41 rushing TDs...The only OU RBs with more career yards are Billy Sims and Joe Washington...Rice the 100-yard mark 22 times in 31 games.

PREP Was the consensus national player of the year as a senior at Palestine (TX) High...Broke the 2,000-yard mark as a junior and senior...Competed in basketball and track.

PETERSON POWERS ON

Adrian Peterson continues to move up the NFL's all-time rushing yardage list and passing plays he admired and watched as a youngster. Peterson trails only Steven Jackson among active NFL runners and Frank Gore is poised to also break the 10,000 yard plateau in 2014.

NFL ALL-TIME LEADING RUSHERS (*-active in 2014)

RB, SEASONS	YARDS
1) Emmitt Smith, 1990-2004	18,355
2) Walter Payton, 1975-87	16,726
3) Barry Sanders, 1989-93	15,269
4) Curtis Martin, 1995-2005	14,101
5) LaDainian Tomlinson, 2001-11	13,684
6) Jerome Bettis, 1993-2005	13,662
7) Eric Dickerson, 1983-93	13,259
8) Tony Dorsett, 1977-88	12,739
9) Jim Brown, 1957-65	12,312
10) Marshall Faulk, 1994-2005	12,279
11) Edgerrin James, 1999-2009	12,246
12) Marcus Allen, 1982-97	12,243
13) Franco Harris, 1972-84	12,120
14) Thurman Thomas, 1988-2000	12,074
15) Fred Taylor, 1998-2010	11,695
16) John Riggins, 1971-85	11,352
17) Corey Dillon, 1997-2006	11,241
18) O.J. Simpson, 1969-79	11,236
19) Warrick Dunn, 1997-2008	10,967
20) Steven Jackson, 2004-13*	10,681
21) Ricky Watters, 1992-2001	10,643
22) Jamal Lewis, 2000-09	10,607
23) Thomas Jones, 2000-11	10,591
24) Tiki Barber, 1997-2006	10,449
25) Eddie George, 1996-2004	10,441
26) Ottis Anderson, 1979-1992	10,273
27) Adrian Peterson, 2007-13*	10,115
28) Ricky Williams, 1999-2011	10,009
29) Frank Gore, 2005-13*	9,967

PETERSON'S NFL TOTALS

Year	GP/GS	No.	RUSHING				TD	RECEIVING				
			Yds.	Avg.	Lg	No.		Yds.	Avg.	Lg	TD	
2007 (Minn).....	14/9	238	1,341	5.6	73t	12	19	268	14.1	60t	1	
2008 (Minn).....	16/15	363	1,760	4.8	67t	10	21	125	6.0	16	0	
<i>Playoffs</i>	<i>1/1</i>	<i>20</i>	<i>83</i>	<i>4.2</i>	<i>40t</i>	<i>2</i>	<i>0</i>	<i>0</i>	<i>0.0</i>	<i>0</i>	<i>0</i>	
2009 (Minn).....	16/15	314	1,383	4.4	64t	18	43	436	10.1	63	0	
<i>Playoffs</i>	<i>2/2</i>	<i>51</i>	<i>185</i>	<i>3.6</i>	<i>27</i>	<i>3</i>	<i>3</i>	<i>33</i>	<i>11.0</i>	<i>19</i>	<i>0</i>	
2010 (Minn).....	15/15	283	1,298	4.6	80t	12	36	341	9.5	34	1	
2011 (Minn).....	12/12	208	970	4.7	54	12	18	139	7.7	22	1	
2012 (Minn).....	16/16	348	2,097	6.0	82t	12	40	217	5.4	20	1	
<i>Playoffs</i>	<i>1/1</i>	<i>22</i>	<i>99</i>	<i>4.5</i>	<i>18</i>	<i>0</i>	<i>1</i>	<i>8</i>	<i>8.0</i>	<i>8</i>	<i>0</i>	
2013 (Minn).....	14/14	279	1,266	4.5	78t	10	29	171	5.9	22	1	
Total	103/96	2,033	10,115	5.0	82t	86	206	1,697	8.2	63	5	
<i>Playoffs</i>	<i>4/4</i>	<i>93</i>	<i>367</i>	<i>3.9</i>	<i>40t</i>	<i>5</i>	<i>4</i>	<i>41</i>	<i>10.3</i>	<i>19</i>	<i>0</i>	

KICKOFF RETURNS

Year	No.	Yds.	Avg.	Lg	TD
2007 (Minn).....	16	412	25.8	53	0
2008 (Minn).....	1	16	16.0	16	0
<i>Playoffs</i>	<i>1</i>	<i>20</i>	<i>20.0</i>	<i>20</i>	<i>0</i>
2009 (Minn).....	0	0	0.0	0	0
<i>Playoffs</i>	<i>0</i>	<i>0</i>	<i>0.0</i>	<i>0</i>	<i>0</i>
2010 (Minn).....	0	0	0.0	0	0
Total	17	428	25.2	53	0
<i>Playoffs</i>	<i>1</i>	<i>20</i>	<i>20.0</i>	<i>20</i>	<i>0</i>

SINGLE-GAME CAREER HIGHS

Rushing Attempts.....	35.....	vs. Chicago, 12/1/13
Rushing Yards.....	296.....	vs. San Diego, 11/4/07
Long Rush.....	82t.....	@ GB, 12/2/12; @ St.L., 12/16/12
Rushing TDs.....	3.....	5x; las vs. Ariz., 10/9/11
Receptions.....	6.....	@ Ariz., 12/6/09; vs. Clev., 9/22/13
Receiving Yards.....	73.....	@ Carolina, 12/20/09
Receiving TD.....	1.....	vs. Atl., 9/9/07; vs. Ariz., 11/7/10
Long Reception.....	63.....	@ Carolina, 12/20/09
Kickoff Returns.....	4.....	@ Chicago, 10/14/07
Kickoff Return Yds....	128.....	@ Chicago, 10/14/07
Long Kickoff Return....	53.....	@ Chicago, 10/14/07

BIG PLAY POTENTIAL

Adrian Peterson has showcased his ability to change games by running the ball, catching passes and fielding returns.

PETERSON'S LONGEST PLAYS (6 Int'l Series)

OPPONENT	PLAY
@ St. Louis, 12/16/12.....	82t rush
@ Green Bay, 12/2/12.....	82t rush
vs. Detroit, 9/26/10.....	80t rush
@ Detroit, 9/8/13.....	78t rush
@ Seattle, 11/4/12.....	74 rush
at Chicago, 10/14/07.....	73t rush
vs. NY Giants, 12/28/08.....	67t rush
at Chicago, 10/14/07.....	67t rush
vs. Tampa Bay, 10/25/12.....	64t rush
at Cleveland, 9/13/09.....	64t rush
vs. San Diego, 11/4/07.....	64t rush
at Carolina, 12/20/09.....	63 reception
vs. Detroit, 11/11/12.....	61t rush
vs. Atlanta, 9/9/07.....	60t reception
vs. Pittsburgh, 9/29/13.....	60t rush
vs. Chicago, 11/30/08.....	59 rush
vs. Baltimore, 10/18/09.....	58 rush
vs. Green Bay, 9/30/07.....	55 rush
at Chicago, 10/19/08.....	54t rush
vs. Chicago, 10/23/11.....	54 rush
at Chicago, 10/14/07.....	53 kickoff return
@ St. Louis, 12/16/12.....	52 rush
@ Dallas, 11/1/13.....	52 rush
vs. Chicago, 12/9/12.....	51 rush
vs. Green Bay, 9/30/07.....	51 kickoff return



Adrian Peterson joined Mark and Zygi Wilf, Bud Grant, Matt Birk and Robert Smith during the closing ceremony of Mall of America Field following the Vikings win over Detroit on 12/29/13, the final game after 32 seasons in the stadium.

PETERSON'S 100+ RUSHING DAYS (42 Reg Season, 1 Playoff)

GAME (+-starts; *-playoffs; &-Int'l Series) YARDS-ATT-TD

vs. Atlanta, 9/9/07.....	103-19-0
@ Kansas City, 9/23/07+.....	102-25-1
vs. Green Bay, 9/30/07.....	112-12-0
@ Chicago, 10/14/07+.....	224-20-3
vs. San Diego, 11/4/07+.....	296-30-3
vs. Detroit, 12/2/07+.....	116-15-2
@ Green Bay, 9/8/08+.....	103-19-1
vs. Indianapolis, 9/14/08+.....	160-29-0
vs. Detroit, 10/12/08+.....	111-25-0
@ Chicago, 10/19/08+.....	121-22-2
vs. Houston, 11/2/08+.....	139-25-1
vs. Green Bay, 11/9/08+.....	192-30-1
vs. Chicago, 11/30/08+.....	131-28-1
@ Detroit, 12/7/08+.....	105-22-0
@ Arizona, 12/14/08+.....	165-28-0
vs. NY Giants, 12/28/08+.....	103-21-1
@ Cleveland, 9/13/09+.....	180-25-3
vs. Baltimore, 10/18/09+.....	143-22-0
vs. Detroit, 11/15/09+.....	133-18-2
@ New Orleans, 1/24/10+.....	122-25-3
vs. Miami, 9/19/10+.....	28-145-1
vs. Detroit, 9/26/10+.....	23-160-2
@ Green Bay, 10/24/10+.....	28-131-1
vs. Buffalo, 12/5/10+.....	16-107-3
@ Philadelphia, 12/28/10+.....	22-118-1
vs. Tampa Bay, 9/18/11+.....	25-120-2
vs. Arizona, 10/9/11+.....	29-122-3
vs. Green Bay, 10/23/11+.....	24-175-1
@ Detroit, 9/30/12+.....	21-102-0
vs. Arizona, 10/21/12+.....	23-153-1
vs. Tampa Bay, 10/25/12+.....	15-123-1
@ Seattle, 11/4/12+.....	17-182-2
vs. Detroit, 11/11/12+.....	27-171-1
@ Chicago, 11/25/12+.....	18-108-0
@ Green Bay, 12/2/12+.....	21-210-1
vs. Chicago, 12/9/12+.....	31-154-2
@ St. Louis, 12/16/12+.....	24-212-1
vs. Green Bay, 12/30/12+.....	34-199-1
@ Chicago, 9/15/13+.....	26-100-0
vs. Pittsburgh, 9/29/13+ &.....	23-140-2
@ Dallas, 11/3/13+.....	25-140-1
@ Green Bay, 11/24/13+.....	32-146-1
vs. Chicago, 12/1/13+.....	35-211-0

PETERSON'S TOUCHDOWNS

Game (*playoffs, &International Series in London) Play

vs. Atlanta, 9/9/07.....	60 pass from T. Jackson
@ Kansas City, 9/23/07.....	11 run
@ Chicago, 10/14/07.....	67 run, 73 run, 35 run
@ Dallas, 10/21/07.....	20 run
vs. San Diego, 11/4/07.....	1 run, 64 run, 46 run
vs. Detroit, 12/2/07.....	16 run, 13 run
vs. Chicago, 12/17/07.....	1 run, 8 run
@ Green Bay, 9/8/08.....	3 run
@ Tennessee, 9/28/08.....	28 run, 3 run
@ Chicago, 10/19/08.....	1 run, 54 run
vs. Houston, 11/2/08.....	1 run
vs. Green Bay, 11/9/08.....	29 run
@ Jacksonville, 11/23/08.....	16 run
vs. Chicago, 11/30/08.....	1 run
vs. NY Giants, 12/30/08.....	67 run
vs. Philadelphia, 1/4/09*.....	40 run, 3 run
@ Cleveland, 9/13/09.....	1 run, 1 run, 64 run
@ Detroit, 9/20/09.....	27 run
vs. Green Bay, 10/5/09.....	1 run
@ St. Louis, 10/11/09.....	5 run, 7 run
@ Pittsburgh, 10/25/09.....	2 run
@ Green Bay, 11/1/09.....	1 run
vs. Detroit, 11/15/09.....	22 run, 1 run
vs. Chicago, 11/29/09.....	5 run
vs. Cincinnati, 12/13/09.....	1 run, 3 run
@ Carolina, 12/20/09.....	4 run
@ Chicago, 12/28/09.....	1 run, 1 run
vs. NY Giants, 1/3/10.....	1 run
@ New Orleans, 1/24/10*.....	19 run, 1 run, 2 run
vs. Miami, 9/19/10.....	1 run
vs. Detroit 9/26/10.....	6 run, 80 run
vs. Dallas, 10/17/10.....	1 run
@ Green Bay, 10/24/10.....	1 run
@ New England, 10/31/10.....	1 run
vs. Arizona, 11/7/10.....	12 pass from B. Favre, 4 run
@ Washington, 11/28/10.....	5 run
vs. Buffalo, 12/5/10.....	2 run, 3 run, 43 run
@ Philadelphia, 12/28/10.....	1 run
vs. Tampa Bay, 9/18/11.....	1 run, 9 run
vs. Detroit, 9/25/11.....	6 run
vs. Arizona, 10/9/11.....	4 run, 24 run, 14 run
@ Chicago, 10/16/11.....	4 run
vs. Green Bay, 10/23/11.....	1 run
@ Carolina, 10/30/11.....	19 pass from C. Ponder, 9 run
@ Green Bay, 11/14/11.....	3 run
vs. Oakland, 11/20/11.....	12 run
@ Washington, 12/24/11.....	1 run
vs. Jacksonville, 9/9/12.....	3 run, 2 run
vs. Arizona, 10/21/12.....	13 run
vs. Tampa Bay, 10/25/12.....	64 run
@ Seattle, 11/4/12.....	1 run, 4 run
vs. Detroit, 11/11/12.....	61 run
@ Green Bay, 12/2/12.....	82 run
vs. Chicago, 12/9/12.....	1 run, 1 run
@ St. Louis, 12/16/12.....	82 run
vs. Green Bay, 12/30/12.....	7 run, 2 pass from Ponder
@ Detroit, 9/8/13.....	78 run, 4 run, 4 pass from Ponder
vs. Cleveland, 9/22/13.....	2 run
vs. Pittsburgh, 9/29/13&.....	60 run, 7 run
vs. Green Bay, 10/27/13.....	8 run
@ Dallas, 11/3/13.....	11 run
vs. Washington, 11/7/13.....	18 run, 1 run
@ Green Bay, 11/24/13.....	1 run
Total.....	96 (91 regular season- 86 rushing, 5 receiving)

PLOWING UP THE RECORD BOOK

Adrian Peterson has joined rare company in his 7 NFL seasons. He broke the 10,000-yard rushing mark in only 101 games, the 3rd-fastest in NFL history and his 86 rushing TDs already ranks tied for 14th in NFL history.

NFL CAREER RUSHING TDs

Player, Years	TDs
1) Emmitt Smith, 1990-04.....	164
2) LaDainian Tomlinson, 2001-11.....	145
3) Marcus Allen, 1982-97.....	123
4) Walter Payton, 1975-87.....	110
5) Jim Brown, 1957-65.....	106
6) John Riggins, 1971-85.....	104
7) Shaun Alexander, 2000-08.....	100
7) Marshall Faulk, 1994-05.....	100
9) Barry Sanders, 1989-98.....	99
10) Jerome Bettis, 1993-05.....	91
10) Franco Harris, 1972-84.....	91
12) Eric Dickerson, 1983-93.....	90
12) Curtis Martin, 1995-05.....	90
14) Adrian Peterson, 2007-present.....	86
14) Priest Holmes, 1997-07.....	86
16) Jim Taylor, 1958-67.....	83
17) Corey Dillon, 1997-06.....	82
18) Ottis Anderson, 1979-92.....	81
19) Edgerrin James, 1999-09.....	80
20) Ricky Watters, 1992-01.....	78

PETERSON'S CAREER GAME-BY-GAME (* Starts)

2007	MINNESOTA	Att.	RUSHING				No.	RECEIVING			
			Yards	Avg.	Long	TD		Yards	Avg.	Long	TD
9/9	Atlanta.....	19	103	5.4	15	0	1	60	60.0	60t	1
9/16	@ Detroit*.....	20	66	3.3	11	0	4	52	13.0	24	0
9/23	@ Kansas City*.....	25	102	4.1	16	1	3	48	16.0	35	0
9/30	Green Bay.....	12	112	9.3	55	0	1	6	6.0	6	0
10/14	@ Chicago*.....	20	224	11.2	73t	3	1	9	9.0	9	0
10/21	@ Dallas.....	12	63	5.3	20t	1	1	12	12.0	12	0
10/28	Philadelphia*.....	20	70	3.5	17	0	0	0	0.0	0	0
11/4	San Diego*.....	30	296	9.9	64t	3	1	19	19.0	19	0
11/11	@ Green Bay*.....	11	45	4.1	12	0	3	14	4.7	11	0
11/18	Oakland.....		INACTIVE								
11/25	@ NY Giants.....		INACTIVE								
12/2	Detroit*.....	15	116	7.7	28	2	1	10	10.0	10	0
12/9	@ San Francisco.....	14	3	0.2	4	0	0	0	0.0	0	0
12/17	Chicago*.....	20	78	3.9	28	2	1	17	17.0	17	0
12/23	Washington*.....	9	27	3.0	18	0	2	21	10.5	14	0
12/30	@ Denver.....	11	36	3.3	8	0	0	0	0.0	0	0
Totals	GP/GS: 14/9	238	1,341	5.6	73t	12	19	268	14.1	60t	1

2008	MINNESOTA	Att.	RUSHING				No.	RECEIVING			
			Yards	Avg.	Long	TD		Yards	Avg.	Long	TD
9/8	@ Green Bay*.....	19	103	5.4	34	1	1	11	11.0	11	0
9/14	Indianapolis*.....	23	160	5.5	29	0	4	20	5.0	13	0
9/21	Carolina*.....	17	77	4.5	14	0	0	0	0.0	0	0
9/28	@ Tennessee*.....	18	80	4.4	28t	2	4	21	5.3	8	0
10/6	@ New Orleans*.....	21	32	1.5	7	0	1	9	9.0	9	0
10/12	Detroit*.....	25	111	4.4	13	0	1	-5	-5.0	-5	0
10/19	@ Chicago*.....	22	121	5.5	54t	2	1	9	9.0	9	0
11/2	Houston*.....	25	139	5.6	40	1	0	0	0.0	0	0
11/9	Green Bay*.....	30	192	6.4	29t	1	3	33	11.0	16	0
11/16	@ Tampa Bay*.....	19	85	4.5	22	0	1	3	3.0	3	0
11/23	@ Jacksonville.....	17	80	4.7	21	1	0	0	0.0	0	0
11/30	Chicago*.....	28	131	4.7	59	1	2	-1	-0.5	1	0
12/7	@ Detroit*.....	22	105	4.8	25	0	1	15	15.0	15	0
12/14	@ Arizona*.....	28	165	5.9	32	0	0	0	0.0	0	0
12/21	Atlanta*.....	22	76	3.5	17	0	2	16	8.0	11	0
12/30	NY Giants*.....	12	103	4.9	67t	1	0	0	0.0	0	0
Totals	GP/GS: 16/15	363	1,760	4.8	67t	10	21	125	6.0	16	0

PLAYOFFS

1/4/09	Philadelphia.....	20	83	4.2	40t	2	0	0	0.0	0	0
--------	-------------------	----	----	-----	-----	---	---	---	-----	---	---

2009	MINNESOTA	Att.	RUSHING				No.	RECEIVING			
			Yards	Avg.	Long	TD		Yards	Avg.	Long	TD
9/13	@ Cleveland*.....	25	180	7.2	64t	3	1	18	18.0	18	0
9/20	@ Detroit*.....	15	92	6.1	27t	1	4	24	6.0	11	0
9/27	San Francisco*.....	19	85	4.5	35	0	2	14	7.0	9	0
10/5	Green Bay*.....	25	55	2.2	12	1	1	0	0.0	0	0
10/11	@ St. Louis*.....	14	63	4.5	15	2	2	6	3.0	9	0
10/18	Baltimore*.....	22	143	6.5	58	0	4	23	5.8	10	0
10/25	@ Pittsburgh.....	18	69	3.8	19	1	4	60	15.0	29	0
11/1	@ Green Bay*.....	25	97	3.9	33	1	1	44	44.0	44	0
11/15	Detroit*.....	18	133	7.4	43	2	2	10	5.0	11	0
11/22	Seattle*.....	24	82	3.4	16	0	4	16	4.0	11	0
11/29	Chicago*.....	25	85	3.4	15	1	2	18	9.0	14	0
12/6	@ Arizona*.....	13	19	1.5	11	0	6	46	7.7	21	0
12/13	Cincinnati*.....	26	97	3.7	15	2	3	40	13.3	28	0
12/20	@ Carolina*.....	12	35	2.9	10	1	3	73	24.3	63	0
12/28	@ Chicago*.....	24	94	3.9	10	2	3	43	14.3	16	0
1/3/10	NY Giants*.....	9	54	6.0	23	1	1	1	1.0	1	0
Totals	GP/GS: 16/15	314	1,383	4.4	64t	18	43	436	10.1	63	0

EXTRA POINTS HISTORY PLAYOFF RECORDS RECORDS ROOKIE PLAYERS COACHES STAFF EXECUTIVES KICKOFF

PLAYOFFS

1/17/10	Dallas*	26	63	2.4	11	0	1	19	19.0	19	0
1/24/10	@ New Orleans*.....	25	122	4.9	27	3	2	14	7.0	11	0

RUSHING

RECEIVING

2010	MINNESOTA	Att.	Yards	Avg.	Long	TD	No.	Yards	Avg.	Long	TD
9/9	@ New Orleans*.....	19	87	4.6	14	0	3	14	4.7	11	0
9/19	Miami*.....	28	145	5.2	23	1	5	41	8.2	16	0
9/26	Detroit*.....	23	160	7.0	80t	2	5	30	6.0	17	0
10/11	@ NY Jets*.....	18	88	4.9	30	0	1	20	20.0	20	0
10/17	Dallas*.....	24	73	3.0	15	1	1	-2	-2.0	-2	0
10/24	@ Green Bay*.....	28	131	4.7	17	1	2	41	20.5	26	0
10/31	@ New England*.....	25	92	3.7	9	1	5	50	10.0	25	0
11/7	Arizona*.....	15	81	5.4	30	1	4	63	15.8	33	1
11/14	@ Chicago*.....	17	51	3.0	20	0	4	24	6.0	8	0
11/21	Green Bay*.....	14	72	5.1	25	0	1	16	16.0	16	0
11/28	@ Washington*.....	6	36	6.0	14	0	1	34	34.0	34	0
12/5	Buffalo*.....	16	107	6.7	43t	3	1	1	1.0	1	0
12/13	NY Giants*.....	14	26	1.9	7	0	0	0	0.0	0	0
12/20	Chicago.....	INACTIVE									
12/28	@ Philadelphia*.....	22	118	5.4	27	1	1	11	11.0	11	0
1/2/11	@ Detroit*.....	14	31	2.2	10	0	2	-2	-1.0	6	0
Totals	GP/GS: 15/15	283	1,298	4.6	80t	12	36	341	9.5	34	1

2011	MINNESOTA	Att.	Yards	Avg.	Long	TD	No.	Yards	Avg.	Long	TD
9/11	@ San Diego*.....	16	98	6.1	46	0	2	6	3.0	4	0
9/18	Tampa Bay*.....	25	120	4.8	19	2	2	21	10.5	10	0
9/25	Detroit*.....	17	78	5.0	43	1	4	19	4.8	7	0
10/2	@ Kansas City*.....	23	80	3.5	14	0	1	3	3.0	3	0
10/9	Arizona*.....	29	122	4.2	24	3	0	0	0.0	0	0
10/16	@ Chicago*.....	12	39	3.3	8	1	1	0	0.0	0	0
10/23	Green Bay*.....	24	175	7.3	54	1	1	0	0.0	0	0
10/30	@ Carolina*.....	20	83	4.1	15	1	5	76	15.2	22	1
11/14	Green Bay*.....	14	51	3.6	13	1	0	0	0.0	0	0
11/20	Oakland*.....	6	26	4.3	12t	1	0	0	0.0	0	0
11/27	@ Atlanta.....	INACTIVE									
12/4	Denver.....	INACTIVE									
12/11	@ Detroit.....	INACTIVE									
12/18	New Orleans*.....	10	60	6.0	39	0	0	0.0	0	0	0
12/24	@ Washington*.....	12	38	3.2	12	1	2	14	7.0	9	0
1/1/12	Chicago.....	INJURED RESERVE									
Totals	GP/GS: 12/12	208	970	4.7	54	12	18	139	7.7	22	1

2012	MINNESOTA	Att.	Yards	Avg.	Long	TD	No.	Yards	Avg.	Long	TD
9/9	Jacksonville*.....	17	84	4.9	20	2	1	3	3.0	3	0
9/16	@ Indianapolis*.....	16	60	3.8	6	0	3	20	6.7	20	0
9/23	San Francisco*.....	25	86	3.4	20	0	2	21	10.5	12	0
9/30	@ Detroit*.....	21	102	4.9	18	0	4	20	5.0	9	0
10/7	Tennessee*.....	17	88	5.2	34	0	3	15	5.0	10	0
10/14	@ Washington*.....	17	79	4.6	32	0	7	50	7.1	18	0
10/21	Arizona*.....	23	153	6.7	27	1	2	6	3.0	4	0
10/25	Tampa Bay*.....	14	123	8.2	64t	1	1	4	4.0	4	0
11/4	@ Seattle*.....	17	182	10.7	74	2	3	11	3.7	5	0
11/11	Detroit*.....	27	171	6.3	61t	1	3	5	1.7	6	0
11/25	@ Chicago*.....	18	108	6.0	23	0	6	30	5.0	9	0
12/2	@ Green Bay*.....	21	210	10.0	82t	1	1	10	10.0	10	0
12/9	Chicago*.....	31	154	5.0	51	2	2	16	8.0	14	0
12/16	@ St. Louis*.....	24	212	8.8	82t	1	0	0	0.0	0	0
12/23	@ Houston*.....	25	86	3.4	21	0	1	4	4.0	4	0
12/30	Green Bay*.....	34	199	5.9	28	1	1	2	2.0	2t	1
Totals	GP/GS: 16/16	348	2,097	6.0	82t	12	40	217	8.6	63	4

PLAYOFFS

1/5/13	@ Green Bay*	22	99	4.5	18	0	1	8	8.0	8	0
--------	--------------	----	----	-----	----	---	---	---	-----	---	---

2013	MINNESOTA	Att.	Yards	Avg.	Long	TD	No.	Yards	Avg.	Long	TD
9/8	@ Detroit*	18	93	5.2	78t	2	4	18	4.5	9	1
9/15	@ Chicago*	26	100	3.8	36	0	1	7	7.0	7	0
9/22	Cleveland*	25	88	3.5	9	1	6	27	4.5	7	0
9/29	Pittsburgh*	23	140	6.1	60t	2	0	0	0.0	0	0
10/13	Carolina*	10	62	6.2	31	0	3	21	7.0	11	0
10/21	@ NY Giants*	13	28	2.2	8	0	2	28	14.0	22	0
10/27	Green Bay*	13	60	4.6	17	1	3	23	7.7	13	0
11/3	@ Dallas*	25	140	5.6	52	1	3	37	12.3	19	0
11/7	Washington*	20	75	3.8	18	2	2	2	1.0	5	0
11/17	@ Seattle*	21	65	3.1	13	0	0	0	0.0	0	0
11/24	@ Green Bay*	32	146	4.6	22	1	1	2	2.0	2	0
12/1	Chicago*	35	211	6.0	23	0	2	0	0.0	2	0
12/8	@ Baltimore*	7	13	1.9	4	0	1	4	4.0	4	0
12/15	Philadelphia		INACTIVE								
12/22	@ Cincinnati*	11	45	4.1	11	0	1	2	2.0	2	0
12/29	Detroit		INACTIVE								
Totals	GP/GS: 14/14	279	1,266	4.5	78t	10	29	171	5.9	22	1

RUN ON RECORDS

Adrian Peterson's assault on the NFL and Vikings record books has been historic in only 7 seasons, including setting the NFL's single-game rushing record as a rookie and finishing 2nd in NFL single-season rushing in 2012. He holds the Vikings record with 10 games over the 100-yard mark in a season, a feat he has accomplished twice.

NFL RUSHING YARDS IN A GAME

RB, GAME	YARDS
Adrian Peterson (Minn.) vs. San Diego, 11/4/07	296
Jamal Lewis (Balt.) vs. Cleveland, 9/14/03	295

NFL RUSHING YARDS IN A SEASON

RB, SEASON	YARDS
Eric Dickerson, LA Rams, 1984	2,105
Adrian Peterson, Minnesota, 2012	2,097
Jamal Lewis, Baltimore, 2003	2,066

VIKINGS TOP RUSHING GAMES

RB, GAME	YARDS
Adrian Peterson vs. San Diego, 11/4/07	296
Adrian Peterson @ Chicago, 10/14/07	224
Adrian Peterson @ St. Louis, 12/16/12	212
Adrian Peterson vs. Chicago, 12/1/13	211
Adrian Peterson @ Green Bay, 12/2/12	210
Chuck Foreman @ Philadelphia, 10/24/78	200
Adrian Peterson vs. Green Bay, 12/30/12	199

VIKINGS TOP RUSHING SEASONS

RB, SEASON	YARDS
Adrian Peterson, 2012	2,097
Adrian Peterson, 2008	1,760
Robert Smith, 2000	1,521
Adrian Peterson, 2009	1,383
Adrian Peterson, 2007	1,341
Adrian Peterson, 2010	1,298
Michael Bennett, 2002	1,296
Adrian Peterson, 2013	1,266
Robert Smith, 1997	1,266

NFL RUSHING YARDS 2007-13

PLAYER	YARDS
Adrian Peterson	10,115
Chris Johnson	7,965
Frank Gore	7,664

VIKINGS 100+ YARD RUSHING GAMES IN A SEASON

PLAYER, SEASON	100+ GAMES
Adrian Peterson, 2012	10
Adrian Peterson, 2008	10
Robert Smith, 2000	8
Adrian Peterson, 2007	6
Robert Smith, 1997	6

ALL DAY ALL THE WAY

Adrian Peterson leads all active NFL players with 91 career TDs (86 rushing, 5 receiving). He is poised to break the 100-TD mark in 2014 and enters the season 19 TDs away from Cris Carter's franchise record. Peterson can join elite company in NFL history if he can reach 100 career TDs in 2014. When Peterson joined the Vikings the franchise had 1 RB ever rush for 200+ yards in a game, a feat he has achieved 4 times in his opening 7 seasons of his career.

CAREER TDs BY ACTIVE NFL PLAYERS

PLAYER	TDs
Adrian Peterson	91
Larry Fitzgerald	87
Antonio Gates	86

CAREER TDs IN VIKINGS HISTORY

PLAYER	TDs
Cris Carter	110
Randy Moss	93
Adrian Peterson	91

CAREER RUSHING TDs IN VIKINGS HISTORY

PLAYER	TDs
Adrian Peterson	86
Bill Brown	52
Chuck Foreman	52

MOST SEASONS WITH 10+ RUSHING TDs - NFL

RB, GAME	10+ TD SEASONS
LaDainian Tomlinson	9
Emmitt Smith	8
Adrian Peterson	7

NFL CAREER GAMES WITH 200+ YARDS RUSHING

RB	200+ GAMES
O.J. Simpson	6
Adrian Peterson	5
Tiki Barber	5

NFL GAMES WITH 150+ RUSHING YARDS IN A SEASON


RB, SEASON	150+ GAMES
Adrian Peterson, 2012	7
Earl Campbell, 1980	7

NFL CAREER TD RUNS OF 60+ YARDS

PLAYER, GAME	60+ TDs
Adrian Peterson	12
Jim Brown	9

VIKINGS CAREER RUSHES OF 50+ YARDS

PLAYER, GAME	50+ RUNS
Adrian Peterson	21
Robert Smith	12



CHRISTIAN PONDER #7

POSITION: Quarterback
HEIGHT/WEIGHT: 6-2/229
DOB: 2-25-88
HOMETOWN: Colleyville, TX

COLLEGE: Florida State
ACQUIRED: D1 (#12) for 2011
NFL SEASON: 4
VIKINGS SEASON: 4

GAMES/STARTS (regular season, playoffs)

2011 (11/10), 2012 (16/16), 2013 (9/9). **Total:** 36/35.

- Posted career-best 120.2 passer rating in 2012 regular season finale vs. Green Bay (12/30/12) in must-win game to earn Wild Card playoff berth.

- Father, David, was a DT at FSU from 1980-83 who went on to play for the Dallas Cowboys and in the Canadian Football League.

OFF THE FIELD Earned bachelor's degree in finance in only 2 1/2 years at FSU and went on to earn his MBA, playing his final season of football for the Seminoles with both degrees in hand, earning the bachelor's in May 2008 and MBA in May 2010... Earned National Football Foundation/College Football Hall of Fame Scholar-Athlete Award... Father, David Ponder, was a DT for FSU from 1980-83 who played for Dallas in 1985... Married during 2012 season to ESPN reporter Samantha Steele... Couple is active with MAD Ministries, an organization that benefits inner-city youth in the US and internationally.

HONORS Named inaugural **Vikings Children's Fund Rookie of the Year** for 2011.

PRO Ranks 5th in Vikings career history for rushing TDs by a QB with 6... Tied for 2nd in club history with 2 rushing TDs in a game vs. Cleveland (9/22/13)... Started all 16 regular season games in 2012, only the 6th QB in team history to achieve the feat... Had 8 games in 2012 when he didn't throw an INT, tied for the 2nd-most games in Vikings history... Last QB from FSU drafted by the Vikings was Brad Johnson (9th round, 1992)... Was the 4th QB selected in the 2011 Draft following Cam Newton, Jake Locker and Blaine Gabbert.

2013 Ran for 4 TDs on the season and tied for 2nd-most rushing TDs (2) in a game by a Viking QB vs. Cleveland (9/22)... Starter in 1st Vikings tie since 1978, a 26-26 deadlock at Green Bay (11/24), a game he posted a 103.9 passer rating and completed 21-of-30 passes for 233 yards... Notched win vs. Washington (11/7) on Thursday Night Football, posting a season-best 113.1 passer rating... Returned to starting lineup vs. Green Bay (10/27) where he ran for a TD and posted an 86.4 passer rating on Sunday Night Football... Inactive with rib injury vs. Pittsburgh (9/29) in International Series game at London... Served as backup QB vs. Carolina (10/13) and at NY Giants (10/21)... Threw season-high 42 passes vs. Cleveland (9/22)... Tossed 20-yard TD pass to Kyle Rudolph at Chicago (9/15)... Started 2nd straight season opener at Detroit (9/8)... Threw 1st TD pass of season to Adrian Peterson on 4-yard pass at Detroit (9/8).

2012 Helped key Vikings biggest turnaround in franchise history, going from 3-13 in 2011 to 10-6 and earning a Wild Card playoff berth in 2012... Started all 16 regular season games, the 6th QB in team history to achieve the mark... His 10 wins on the season is tied for the 7th-best mark in team history... Since the NFL expanded to a 16-game schedule, only 3 Vikings QBs have won more games in a season than Ponder's 10 in 2012, Randall Cunningham (13, 1998), Brett Favre (12, 2009) and Daunte

Culpepper (11, 2000)... Tied for 2nd best in Vikings history with 8 games on the season without throwing an INT, trailing only Favre's 10 games in 2009... Rambled for the 4th-longest TD run by a Vikings QB in team history with 23-yard scoring jaunt vs. San Francisco (9/23)... Led team to a pair of comeback victories vs. Jacksonville (9/9) and vs. Green Bay (12/30)... Had 4 games with 100+ passer rating, going 3-1 in those games... Posted career-best 120.2 passer rating vs. Green Bay (12/30) and tied career-high 3 passing TDs in season finale... Notched season-high 352 passing yards at Washington (10/14).

2011 Started final 10 games of season, matching Fran Tarkenton for team record for starts by a rookie QB and tied Tarkenton's team record with 2 wins as a rookie... Set Vikings rookie record for passing yards in a game with 381 vs. Denver (12/4), breaking Tarkenton's 51-year-old record by over 100 yards... Had a pair of games with a 100+ passer rating... Set team records for attempts, completions and completion % by a rookie QB for a season and single-game rookie records for passing attempts, completions, passing yards and longest pass play... Ranks 2nd among Vikings rookie QBs for passing TDs in a season and passing yards in a season... Started 1st career game vs. Green Bay (10/23) and set Vikings record on 1st play from scrimmage with a 72-yard pass to Michael Jenkins, the longest pass play by a Vikings rookie QB... Saw 1st game action of career at Chicago (10/16) on Sunday Night Football... Earned 1st career win at Carolina (10/30) in 2nd career start, taking team on a 7-minute drive in the 4th quarter for a game-winning FG in the 24-21 victory... Started win at Washington (12/24) but left in 3rd quarter with concussion, relieved by backup Joe Webb.

COLLEGE Ended Seminoles career ranked 3rd in school history with 22 career wins... Started 12 games as a senior, 9 as a junior and 13 as a sophomore... Named FSU offensive MVP as a sophomore in 2008... As a senior, became the 1st FSU QB to lead team to wins over Miami and Florida in the same season since Chris Weinke in 1999... As a senior, was a finalist for the Johnny Unitas Golden Arm Award... Finalist for Wuerffel Trophy, Maxwell Award and Manning Award as a junior... Threw a TD pass in 25 of his final 34 games... Left FSU ranked among the all-time school leaders in career completion percentage (2nd, 61.8%), career total offense (3rd, 7,705 yds), career completions (3rd, 596), career passing yards (4th, 6,872) and career passing TDs (5th, 49)... Threw for career-high 20 TDs as a senior and started 12 games... Ran for 423 yards as a sophomore, the 1st FSU QB to run for 400+ yards since Charlie Ward... Ran for 144 yards in win at Miami as a sophomore, the 2nd-best by an FSU QB in school history and the best mark in 60 years, 2 yards shy of Ken MacLean's mark of 146 against Cumberland in 1948... As a junior, tied FSU and ACC record with a 98-yard TD pass to Rod Owens at North Carolina as part of a 2nd-half comeback rally to win.

PREP Earned All-District V and All-Region I Class 5A as a senior at Heritage High in Colleyville, TX... Threw for 20 TDs and rushed for 12 more as a senior... Threw for 318 yards and 3 TDs against eventual state champion and perennial power Southlake Carroll as a senior.

KICKOFF
EXECUTIVES
STAFF
COACHES
PLAYERS
ROOKIES
2013 SEASON
RECORDS
PLAYOFF RECORDS
HISTORY
EXTRA POINTS

PONDER'S NFL TOTALS

PASSING

Year	GP/GS	Att.	Comp.	Pct.	Yards	Yds/Att	TD	INT	LG	Sk/Yds	Rating
2011 (Minn).....	11/10	291	158	54.3	1,853	6.4	13	13	72	30/164	70.1
2012 (Minn).....	16/16	483	300	62.1	2,935	6.1	18	12	65	32/184	81.2
2013 (Minn).....	9/9	239	152	63.6	1,648	6.9	7	9	47	27/119	77.9
Totals.....	36/35	1,013	610	60.2	6,436	6.4	38	34	72	89/467	77.3

Record as Starter (regular/playoffs): 14-20-1; 2-8 in 2011, 10-6 in 2012, 2-6-1 in 2013

RUSHING

Year	Att.	Yards	Avg.	LG	TD
2011.....	28	219	7.8	28	0
2012.....	60	253	4.2	29	2
2013.....	34	151	4.4	19t	4
Totals.....	122	623	5.1	29	6

SINGLE-GAME CAREER HIGHS

- Attempts52..... @ Washington, 10/14/12
- Completions39..... vs. Denver, 12/4/11
- Passing Yards381..... vs. Denver, 12/4/11
- Long Pass72..... vs. Green Bay, 10/23/11 (to M. Jenkins)
- Highest QB Rating120.2..... vs. Green Bay, 12/30/12
- Passing TDs3..... vs. Denver, 12/4/11; vs. Green Bay, 12/30/12
- Interceptions3..... vs. Oakland, 11/20/11; @ Detroit, 12/11/11
- Rushing Attempts7..... vs. San Francisco, 9/23/12; @ Houston, 12/23/12
- Rushing Yards71..... vs. Oakland, 11/20/11
- Long Rush28..... vs. Oakland, 11/20/11
- Rushing TDs2..... vs. Cleveland, 9/22/13

PONDER'S TOUCHDOWNS	GAME	Play
vs. Green Bay, 10/23/11.....	2 pass to Shiancoe, 24 pass to Jenkins	
@ Carolina, 10/30/11.....	19 pass to Peterson	
vs. Oakland, 11/20/11.....	26 pass to Harvin, 1 pass to Rudolph	
@ Atlanta, 11/27/11.....	38 pass to Harvin	
vs. Denver, 12/4/11.....	19 pass to Rudolph, 52 pass to Harvin, 48 pass to Harvin	
@ Detroit, 12/11/11.....	7 pass to Shiancoe, 6 pass to Harvin	
vs. New Orleans, 12/18/11.....	10 pass to Gerhart, 16 pass to Gerhart	
@ Indianapolis, 9/16/12.....	7 pass to Burton, 6 pass to Rudolph	
vs. San Francisco, 9/23/12.....	1 pass to Rudolph, 23 run, 2 pass to Rudolph	
vs. Tennessee, 10/7/12.....	10 pass to Harvin, 15 pass to Rudolph	
@ Washington, 10/14/12.....	9 pass to Jenkins, 1 pass to Rudolph	
vs. Arizona, 10/21/12.....	3 pass to Harvin	
vs. Tampa Bay, 10/25/12.....	18 pass to Harvin	
vs. Detroit, 11/11/12.....	3 pass to Wright, 20 pass to Rudolph	
@ Chicago, 11/25/12.....	2 pass to Rudolph	
@ Green Bay, 12/2/12.....	7 pass to Rudolph	
@ St. Louis, 12/16/12.....	5 run	
@ Houston, 12/23/12.....	3 pass to Rudolph	
vs. Green Bay, 12/30/12.....	8 pass to Wright, 2 pass to Peterson, 3 pass to Jenkins	
@ Detroit, 9/8/13.....	4 pass to Peterson	
@ Chicago, 9/15/13.....	20 pass to Rudolph	
vs. Cleveland, 9/22/13.....	6 run, 8 run	
vs. Green Bay, 10/27/13.....	19 run	
@ Dallas, 11/3/13.....	6 run, 31 pass to Rudolph	
vs. Washington, 11/7/13.....	2 pass to Patterson, 28 pass to Carlson	
@ Seattle, 11/17/13.....	38 pass to Wright	
@ Green Bay, 11/24/13.....	12 pass to Ellison	
Total.....	44 (38 passing, 6 rushing)	

PONDER'S CAREER GAME-BY-GAME (* starts; scores for games started only)

2011 MINNESOTA	Att.	Comp.	Yards	Pct.	TD	INT	Lg	Sk/Yds	Rating	Rush	Yds	TD	Score
10/16.....@ Chicago	17	9	99	52.9	0	0	23	0/0	70.5	1	8	0	
10/23.....Green Bay*	32	13	219	40.6	2	2	72	2/2	59.2	4	31	0	L 27-33
10/30.....@ Carolina*	28	18	236	64.2	1	0	24	4/7	102.7	4	4	0	W 24-21
11/14.....@ Green Bay*	34	16	190	47.0	0	1	33	3/28	52.3	2	17	0	L 7-45
11/20.....Oakland*	33	19	211	57.5	2	3	42	5/24	59.0	5	71	0	L 21-27
11/27.....@ Atlanta*	25	17	186	68.0	1	0	39	4/24	103.1	2	9	0	L 14-24
12/4.....Denver*	47	29	381	61.7	3	2	52t	3/29	90.8	1	12	0	L 32-35
12/11.....@ Detroit*	21	11	115	52.3	2	3	28	3/28	60.7	2	13	0	L 28-34
12/18.....New Orleans*	31	14	120	45.1	2	1	16t	4/18	63.9	3	34	0	L 20-42
12/24.....@ Washington*	13	8	68	61.5	0	0	14	1/1	75.2	4	20	0	W 33-26
1/1/12.....Chicago*	10	4	28	40.0	0	1	11	1/3	8.3	0	0	0	L 13-17
Totals	291	158	1,853	54.3	13	13	72	30/164	70.1	28	219	0	

2012 MINNESOTA	Att.	Comp.	Yards	Pct.	TD	INT	Lg	Sk/Yds	Rating	Rush	Yds	TD	Score
9/9.....Jacksonville*	27	20	270	74.0	0	0	29	2/4	105.5	1	1	0	W 26-23
9/16.....@ Indianapolis*	35	27	245	77.1	2	0	20	4/13	114.6	3	7	0	L 20-23
9/23.....San Francisco*	35	21	198	60.0	2	0	24	0/0	94.7	7	33	1	W 24-13
9/30.....@ Detroit*	26	16	111	61.5	0	0	27	2/11	71.2	1	5	0	W 20-13
10/7.....Tennessee*	35	25	258	71.4	2	2	45	1/0	87.6	3	31	0	W 30-7
10/14.....@ Washington*	52	35	352	67.3	2	2	23	4/25	83.2	4	13	0	L 26-38
10/21.....Arizona*	17	8	58	47.0	1	2	14	3/15	35.5	1	2	0	W 21-14
10/25.....Tampa Bay*	35	19	251	54.2	1	1	33	3/22	74.8	4	12	0	L 17-36
11/4.....@ Seattle*	22	11	63	50.0	0	1	14	4/19	37.3	5	23	0	L 20-30
11/11.....Detroit*	32	24	221	75.0	2	0	54	2/14	114.2	6	22	20	W 34-24
11/25.....@ Chicago*	43	22	159	51.1	1	1	25	2/15	58.2	2	6	0	L 10-28
12/2.....@ Green Bay*	25	12	119	48.0	1	2	21	0/0	41.9	6	28	0	L 14-23
12/9.....Chicago*	17	11	91	64.7	0	1	16	1/14	53.8	4	0	0	W 21-14
12/16.....@ St. Louis*	24	17	131	70.8	0	0	14	2/22	83.9	4	6	1	W 36-22
12/23.....@ Houston*	30	16	174	53.3	1	0	32	1/3	81.8	7	48	0	W 23-6
12/30.....Green Bay*	28	16	234	57.1	3	0	65	1/7	120.2	2	16	0	W 37-34
Totals	483	300	2,935	62.1	18	12	65	32/184	81.2	60	253	2	

PLAYOFFS

1/5/11.....@ Green Bay..... INACTIVE

2013 MINNESOTA	Att.	Comp.	Yards	Pct.	TD	INT	Lg	Sk/Yds	Rating	Rush	Yds	TD	Score
9/8.....@ Detroit*	28	18	236	64.3	1	3	47	3/11	63.1	4	12	0	L 24-34
9/15.....@ Chicago*	30	16	227	53.3	1	1	37	1/0	75.3	6	18	0	L 30-31
9/22.....Cleveland*	42	25	228	59.5	0	1	37	6/33	64.4	5	46	2	L 27-31
9/29.....Pittsburgh^													inactive
10/13.....Carolina													did not play
10/21.....@ NY Giants													did not play
10/27.....Green Bay*	21	14	145	66.6	0	0	18	3/13	86.4	5	38	1	L 31-44
11/3.....@ Dallas*	37	25	236	67.5	1	1	31t	2/12	82.7	4	29	1	L 23-27
11/7.....Washington*	21	17	174	80.9	2	1	28t	1/5	113.1	2	13	0	W 34-27
11/17.....@ Seattle*	22	13	129	59.0	1	2	38t	2/3	53.0	5	0	0	L 20-41
11/24.....@ Green Bay*	30	21	233	70.0	1	0	31	6/18	103.9	3	-5	0	T 26-26
12/1.....Chicago*	8	3	40	37.5	0	0	32	3/24	54.2	0	0	0	W 23-20 OT
12/8.....@ Baltimore													inactive
12/15.....Philadelphia													did not play
12/22.....@ Cincinnati													did not play
12/29.....Detroit													did not play
Totals	239	152	1,648	63.8	7	9	47	27/119	77.9	34	151	4	



JULIAN POSEY #38

POSITION: Cornerback
HEIGHT/WEIGHT: 6-0/195
DOB: 7-17-88
HOMETOWN: Cincinnati, Ohio

COLLEGE: Ohio
ACQUIRED: W (CLE) for 2014
NFL SEASON: 3
VIKINGS SEASON: 1

GAMES/STARTS (regular season, playoffs)

2011 (PS-NY Jets), 2012 (2/0-Mia.), 2013 (5/1-Clev.). **Total:** 7/1 (2/0-Mia., 5/1-Clev.)

- Younger brother, DeVier, is a WR for Houston Texans.
- Has played in 7 NFL games posting 5 career tackles and a sack.
- Played in 5 games for the Browns during the 2013 campaign, earning 1 start against Pittsburgh in the season finale as an extra DB in a nickel package.

OFF THE FIELD Comes from a family of NFL players, including his younger brother DeVier, who is a WR for the Texans...Three cousins- Andrew and Artrell Hawkins and Greg Jones- and uncle, Clint Haslerig, all played in the NFL...With his brother DeVier, has a joint foundation, Pocket Full of Poseys, which targets nutrition and fitness in today's youth and their communities...Enjoys DJing in his free time...Attended the Business of Music Boot Camp, which is sponsored by the NFL's Player Engagement department...Owns his own entertainment label and is in the process of expanding the business into a clothing line...Received his bachelor's degree in health services administration from Ohio.

PRO Has appeared in 7 career games with 1 start...Was claimed by the Vikings off of the waivers from Cleveland on 6/2/14 after being released by the Browns on 5/30/14...Moved from Browns practice squad to active roster on 12/3/13, his 2nd stint during 2013 on active roster for Cleveland...Spent 2013 training camp and preseason with Miami, waived on 8/31/13...Joined Cleveland practice squad on 9/2/13 and moved up to Browns active roster on 10/18/13...Waived by Browns on 10/21/13 and signed to practice squad on 10/23/13...Originally signed as an undrafted free agent by the NY Jets on 7/28/11...Waived by NYJ 9/3/11...Re-signed to Jets' practice squad 9/5/11...Released by NYJ 9/19/11...Resigned to NYJ practice squad 9/27/11...Re-signed by Jets as a reserve/future free agent 1/2/12... Waived by NYJ 3/31/12... Signed to the Miami practice

squad 10/3/12...Promoted to Dolphins' active roster 12/19/12.

2013 Notched 1st career sack when he caught Jay Cutler vs. Chicago (12/15)...Had career-best 3 tackles at Pittsburgh (12/29)...Made 2 separate trips to the Browns active roster, totaling 5 games...Started 1 contest, the season finale against Pittsburgh (12/29)...Played a total of 89 defensive snaps, posting 6 tackles (3 solo) and 1 sack after spending training camp with Miami...Notched 1st-career NFL tackle at New England (12/8).

2012 Played 2 games for the Dolphins...Signed to the Miami practice squad on 10/3/12 and moved to 53-man roster on 12/19 where he went on to play in 2 games...Made NFL debut vs. Buffalo (12/23)...Played on special teams the following week against New England.

2011 Signed as a UDFA with NY Jets following the lockout...Waived during final roster cuts before being signed to the practice squad, where he spent the majority of the season...Joined Jets practice squad on 9/27 and stayed there the rest of the season.

COLLEGE A 4-year letter winner at Ohio...As a senior in 2010 helped his squad to an 8-5 record, earning 13 starts and led the team with 14 pass breakups...During his junior campaign returned an interception 41 yards for a TD against Northern Illinois...Helped the Bobcats to a 27-24 record in his 4 year playing career...As a junior and senior appeared in the Little Caesars Pizza Bowl and the New Orleans Bowl, respectively...Senior season was teammates with current Viking Donte Foster.

PREP Lettered 2 years at La Salle High School, where he earned 1st-team all-conference and all-area honorable mention accolades as a senior...Averaged better than 5 yards per carry and ran for 2 TDs on the offensive side of the ball...Also competed in track and AAU basketball.

POSEY'S NFL TOTALS

Year	GP/GS	Tackles			Sacks	INTs	PBU	TFL	FF/FR
		Solo	Asst.	Total					
2012	2/0	0	0	0	0.0	0	0	0.0	0/0
2013	5/1	3	3	6	1.0	0	0	1.0	0/0
Totals	7/1	3	3	6	1.0	0	0	1.0	0/0

SINGLE-GAME CAREER HIGHS

Tackles.....3..... @ Pittsburgh, 12/29/13
 Sack1.0..... vs. Chicago, 12/15/13

POSEY'S SACK

GAME	QB	SACK
vs. Chicago, 12/15/13	Jay Cutler	1.0
Total		1.0



SHAUN PRATER #27

POSITION: Cornerback
HEIGHT/WEIGHT: 5-10/190
DOB: 10/27/89
HOMETOWN: Omaha, NE

COLLEGE: Iowa
ACQUIRED: W (PHI) for 2013
NFL SEASON: 3
VIKINGS SEASON: 2

GAMES/STARTS (regular season, playoffs)

2012 (IR-Cinn), 2013 (9/3; 8/3-Minn, 1/0-Phil). **Total-** 9/3 (8/3-Minn, 1/0-Phil).

- Snared 1st career INT in 1st career start vs. Philadelphia (12/15/13), the action coming against his old teammates.
- Grabbed 1 of only 2 INTs thrown by Eagles QB Nick Foles on the season.
- Originally drafted in 5th round (#156) of 2012 by Bengals where he played for Vikings head coach Mike Zimmer.

OFF THE FIELD Majored in psychology...Has a twin brother, Shane, who also played football at Iowa...Comes from athletic family, with brothers who also played football at Kansas State and Nebraska-Omaha...Part of state-championship 4x400 relay at Omaha Central High.

PRO Made most of his opportunity with the Vikings, starting 1st career game vs. Philadelphia (12/15/13) and grabbing 1st career INT in the game...Began NFL career as a draft pick by Cincinnati in 2012 where he played under Mike Zimmer, who served as Bengals Defensive Coordinator...Joined Vikings during Week 8 of 2013 as Vikings prepared to play Green Bay...Saw action in 1 game for Eagles in 2013, suiting up vs. Kansas City (9/19/13)...Spent 2012 on Bengals injured reserve after suffering knee injury during training camp practice...Originally selected in 5th round of 2012 Draft by Cincinnati (#156 overall).

2013 Had productive end to season by starting the final 3 contests...Helped key upset win over visiting Eagles in his 1st career start vs. Philadelphia (12/15)...Facing old Philadelphia teammates, he snared 1 of only 2 INTs by QB Nick Foles on

the season, returning the INT 30 yards...Had season-high 3 tackles in win vs. Detroit (12/29), the final game played at Mall of America Field...Had season-best 3 PDs against old Bengals teammates at Cincinnati (12/22)...Played in 1st game with Vikings at Dallas (11/3)...Joined Vikings on 10/23 after being claimed off waivers...Claimed off waivers by Eagles following his release from Cincinnati, joining Philadelphia on 9/1...Saw 1st NFL game action vs. Kansas City on Thursday Night Football with the Eagles...Inactive for other games he was with Eagles...Went to training camp and through preseason with Cincinnati before his release in final roster cuts on 8/31.

2012 Placed on injured reserve after suffering knee injury during training camp...Did not play in preseason for Bengals...Placed on IR on 8/24...Selected in 5th round (#156 overall).

COLLEGE Started his final 35 games at Iowa...Scored on a pair of INT returns during career...Notched 7 INTs...Named 1st-Team All-Big Ten by coaches as a senior...Scored on an 89-yard INT return as a senior against Tennessee Tech, the 5th-longest in Hawkeye history...Scored on 34-yard INT return against Penn State as a junior...Had career-high 10 tackles in a pair of games.

PREP Named 1st-Team All-State as a senior at Omaha Central and honorable mention as a junior...Part of state title-winning 4x400 relay team.

PRATER'S NFL TOTALS

Year	GP/GS	Tackles			Sacks	INTs	PBU	TFL	QBH	FF/FR	Special
		Solo	Asst.	Total							Teams
2012 (Cinn).....		injured reserve									
2013 (Phil).....	1/0	0	0	0	0.0	0	0	-	0	0/0	0
(Minn).....	8/3	6	0	6	0.0	1 (30)	7	0	0	0/0	3
Totals	9/3	6	0	6	0.0	1 (30)	7	0	0	0/0	3

SINGLE-GAME CAREER HIGHS

Tackles.....3..... vs. Detroit, 12/29/13
 Solo Tackles.....3..... vs. Detroit, 12/29/13
 Interceptions.....1..... vs. Philadelphia, 12/15/13
 Passes Defensed.....3..... @ Cincinnati, 12/22/13
 Special Teams Tackles.....2..... @ Green Bay, 11/24/13

PRATER'S INTERCEPTION

GAME	QB	INTs (Yds)
vs. Philadelphia, 12/15/13	Nick Foles	1 (30)
Total		1 (30)



KHEESTON RANDALL #79

POSITION: Defensive Tackle
HEIGHT/WEIGHT: 6-5/325
DOB: 5/7/90
HOMETOWN: Beaumont, TX

COLLEGE: Texas
ACQUIRED: FA for 2014
NFL SEASON: 2
VIKINGS SEASON: 1

GAMES/STARTS (regular season, playoffs)

2012 (12/0-Mia), 2013 (0/0-Cinn). **Total-** 12/0 (12/0-Mia, 0/0-Cinn).

- Spent 2 weeks in 2013 with Bengals where he played under defensive coordinator Mike Zimmer.
- Mother played basketball at LSU.

OFF THE FIELD Majored in liberal arts...Part of UT's Athletic Director's Honor Roll and active in UT community service programs...Mother played basketball at LSU.

PRO Joined Vikings as a free agent early in 2014 offseason...Spent 2 weeks with Bengals in 2013 where he played under Mike Zimmer...Saw time in 12 games as a rookie with Miami...Originally entered the NFL as a 7th-round pick (#215 overall).

2013 Spent 2 weeks with Bengals following his signing on 11/5...Was active but did not play for Cincinnati at Baltimore (11/10) and at Cleveland (11/17)...Waived by Cincinnati on 11/20...Went to training camp and played through preseason with Miami...Waived by Dolphins in final roster cuts following preseason action.

2012 Played in opening 11 games of season and 12 total games as a rookie with Dolphins...Made NFL debut in season opener at Houston (9/9) and set career-high with 2 tackles...Inactive for 4 of the final 5 games of the season...Selected in 7th round (#215 overall).

COLLEGE Started 35 of his 47 career games...Named 1st-Team All-Big 12 as a senior when he started all 14 games...As a senior in 2011, helped Longhorns lead the Big 12 and rank #6 nationally in rushing defense...Ended career with 98 tackles, 21 TFL and 4.0 sacks...Blocked a pair of kicks, a PAT and a FG...Honored for his work ethic with the Dr. Nasser Al-Rashid Strength and Conditioning Award at UT.

PREP Twice named All-State at DT at Kelly Catholic High School...Helped team to 9-1 mark and berth in region finals as a senior...Coached at Kelly and mentored by former NFL player Frank Middleton...Lettered in basketball...Threw shot put.

RANDALL'S NFL TOTALS

Year	GP/GS	Tackles								Special	
		Solo	Asst.	Total	Sacks	INTs	PBU	TFL	QBH	FF/FR	Teams
2012 (Mia)	12/0	6	2	8	0.0	0	0	0	0	0/0	0
2013 (Cinn)	0/0	0	0	0	0.0	0	0	0	0	0/0	0
Totals	12/0	6	2	8	0.0	0	0	0	0	0/0	0

SINGLE-GAME CAREER HIGHS

Tackles.....2.....@ Houston, 9/9/12

VIKINGS ORIGINAL STARTING LINEUP

The Vikings have seen the NFL change dramatically over the years. The players who started the upset win over Chicago in the 1961 opener were a mix of future stars and aging veterans who were embarking on a new adventure with the NFL's fledgling franchise. The team started veteran signal-caller George Shaw instead of rookie phenom Fran Tarkenton, a footnote in history to Tarkenton's Hall of Fame career. Tarkenton came off the bench late in the 1st quarter to spearhead the Vikings to a win over the same Bears club that posted a dominating 30-7 win only two weeks prior in a preseason game played in Cedar Rapids, IA.


Tarkenton threw 4 TDs passes and hit on 17-of-23 for 250 yards. The Vikings opened the scoring in the game with a Mike Mercer FG. Tarkenton connected with Bob Schnelker on the 1st TD pass of his career on a 14-yard toss. Tarkenton went on to throw TDs to Jerry Reichow from 29 yards, Hugh McElhenny from a yard out and ran for a 3-yard TD himself on a QB keeper. He rounded out the day with a 2-yard TD pass to Dave Middleton and the upset Vikings notched a 37-13 win.

VIKINGS STARTING LINEUP IN 1961 OPENER VS. CHICAGO

WR.....Dave Middleton, 6-1, 190, 7th Year, Auburn
 LT.....Grady Alderman, 6-3, 235, 2nd Year, Detroit
 LG.....Gary Huth, 5-11, 228, 4th Year, Wake Forest
 C.....Bill Lapham, 6-3, 250, 2nd Year, Iowa
 RG.....Mike Rabold, 6-2, 240, 3rd Year, Indiana
 RT.....Frank Youso, 6-4, 260, 4th Year, Minnesota
 TE.....Bob Schnelker, 6-4, 215, 9th Year, Bowling Green
 WR.....Dick Haley, 5-10, 195, 2nd Year, Pittsburgh
 QB.....George Shaw, 6-0, 185, 7th Year, Oregon
 HB.....Hugh McElhenny, 6-1, 190, 10th Year, Washington
 FB.....Mel Triplett, 6-1, 215, 7th Year, Toledo

VIKINGS STARTING LINEUP IN 1961 OPENER VS. CHICAGO

DE.....Jim Marshall, 6-3, 230, 2nd Year, Ohio State
 DT.....Bill Bishop, 6-4, 250, 10th Year, North Texas State
 DT.....Ed Culpepper, 6-1, 255, 4th Year, Alabama
 DE.....Don Joyce, 6-3, 255, 11th Year, Tulane
 LB.....Dick Grecni, 6-1, 230, Rookie, Ohio
 LB.....Rip Hawkins, 6-3, 230, Rookie, North Carolina
 LB.....Clancy Osborne, 6-3, 217, 3rd Year, Arizona State
 CB.....Jack Morris, 6-0, 190, 4th Year, Oregon
 CB.....Dick Pesonen, 6-0, 190, 2nd Year, Minnesota-Duluth
 SS.....Rich Mostardi, 5-11, 188, 2nd Year, Kent State
 FS.....Charlie Sumner, 6-1, 195, 5th Year, William & Mary



MISTRAL RAYMOND #41

POSITION: Safety
HEIGHT/WEIGHT: 6-1/202
DOB: 9/7/87
HOMETOWN: Palmetto, FL

COLLEGE: South Florida
ACQUIRED: D6b (#170) for 2011
NFL SEASON: 4
VIKINGS SEASON: 4

GAMES/STARTS (regular season, playoffs)

2011 (10/5), 2012 (10/3, 1/0), 2013 (12/2). **Total-** 32/10, 1/0.

- Started final 5 games of rookie season, the lowest-drafted Viking to start a game in the 2011 rookie class.
- Former walk-on at USF went on to earn 2nd-Team All-Big East as a senior.

OFF THE FIELD Majored in communications at USF and continues taking classes for his degree...Known by his nickname- Skinny...Turned down scholarships coming out of junior college to walk on at South Florida to be closer to his family in Palmetto, FL...Family suffered tragedy and violence during his collegiate career but he was not derailed by it...Name is pronounced miss-TRAIL...Received the Freddie Solomon Moral Courage Award in Tampa, FL during the 2012 offseason.

PRO Played in career-best 12 games in 2013...Posted career-best 5 starts as a rookie...Snared 1st career INT at Washington as a rookie...Was the 3rd of 4 selections by the Vikings in the 6th round of the 2011 Draft...Is the 1st USF player drafted by the Vikings in club history...USF began football in 1997...Played under USF head coach Skip Holtz.

2013 Played in career-high 12 games...Started consecutive games at Dallas (11/3) and vs. Washington (11/7)...Saw 1st game action of season vs. Pittsburgh (9/22) for International Series game in London, playing defense and special teams...Played extensively on defense at NY Giants (10/21) on Monday Night Football...Saw more time on defense vs. Green Bay (10/27) after Jamarca Sanford was injured in game.

2012 Started the opening 3 games of the season before being sidelined with ankle injury...Missed games 4-9, at Detroit (9/30) through at Seattle (11/4)...Had season-high 6 tackles vs.

Green Bay (12/30) in season finale win that earned Vikings a Wild Card Playoff berth...Notched 5 tackles at Chicago (11/25)...Had 2 passes defended in opener vs. Jacksonville (9/9)...Saw action in his 1st career playoff game at Green Bay (1/5/13) in Wild Card round.

2011 Started final 5 games and played in the final 10...Lowest-drafted Vikings rookie to start during the season...Snared 1st career INT at Washington (12/24) when he grabbed a Rex Grossman pass and returned it 31 yards...Started 1st game vs. Denver (12/4)...Played in 1st game vs. Green Bay (10/23), seeing action on special teams...Posted career-best 7 tackles in consecutive weeks vs. New Orleans (12/18) and at Washington (12/24)...Recorded 1st career defensive stats with 3 tackles vs. Oakland (11/20).

COLLEGE Beat the odds to develop from a walk-on for USF to a team captain and 2nd-Team All-Big East honoree...Started 11 of the 12 games he played as a senior in 2010...Posted career-best 56 tackles in 2010, ranking 5th on USF team...Led Bulls with 7 passes defended...Notched career-high 10 tackles and snared an INT against Cincinnati in 2010...Had 7 tackles against West Virginia and Pitt...Helped USF to Meineke Car Care Bowl win over Clemson to wrap up college career...Started 4 games and played in 13 as a junior...Grabbed 1st INT with USF against Western Kentucky at the back of the end zone...Posted 5 tackles against Louisville and UConn...Honored by team with the Green and Gold Award as the top walk-on...Transferred to USF from Ellsworth Community College in Iowa...Played in 2007 for Ellsworth, notching 66 tackles and an INT...Spent 2006 as a walk-on at Ellsworth and did not play in a game.

PREP Attended Palmetto High in Palmetto, FL...Played WR and DB as a prep, but was not highly recruited.

RAYMOND'S NFL TOTALS

Year	GP/GS	Tackles			Sacks	INTs	PBU	TFL	QBH	FF/FR	Special Teams
		Solo	Asst.	Total							
2011 (Minn)	10/5	15	21	36	0.0	1 (31)	2	0	2	0/1	2
2012 (Minn)	10/3	17	9	26	0.0	0	5	0	0	0/0	0
Playoffs	1/0	1	0	1	0.0	0	0	0	0	0/0	0
2013 (Minn)	12/2	11	7	18	0.0	0	2	0	0	0/0	3
Totals	32/10	43	37	80	0.0	1 (31)	9	0	2	0/1	5
Playoffs	1/0	1	0	1	0.0	0	0	0	0	0/0	0

SINGLE-GAME CAREER HIGHS

Tackles.....7..... vs. New Orleans, 12/18/11; @ Washington, 12/24/11
 Interceptions.....1..... @ Washington, 12/24/11
 Fumble Recovery.....1..... vs. New Orleans, 12/18/11
 QB Hurries.....1..... vs. Oakland, 11/20/11; @ Washington, 12/24/11
 Pass Defended.....2..... vs. Jacksonville, 9/9/12

RAYMOND'S INTERCEPTION

GAME	QB	INTs (Yds)
@ Washington, 12/24/11	Rex Grossman	1 (31)
Total		1 (31)



ALLEN REISNER #87

POSITION: Tight End
HEIGHT/WEIGHT: 6-3/255
DOB: 9/29/88
HOMETOWN: Marion, IA

COLLEGE: Iowa
ACQUIRED: UFA (Jax) for 2014
NFL SEASON: 4
VIKINGS SEASON: 3

GAMES/STARTS (regular season, playoffs)

2011 (6/0-Minn), 2012 (4/0-Minn), 2013 (5/3-Jax). **Total:** 15/3 (5/3-Jax, 10/0-Minn).

- Broke into Jacksonville's starting lineup in 2013 after spending the final week of 2012 with the club after being claimed off waivers from Minnesota.
- Originally a rookie free agent with Minnesota in 2011.

OFF THE FIELD Has a bachelor's degree in interdepartmental studies at Iowa...Married in summer 2013 to Lauren...Avid hunter and fisherman.

PRO Started career-best 3 games in 2013 for Jacksonville...Had career-best 3 catches for 31 yards with a 16-yarder vs. Kansas City (9/8/13) in season opener...Was placed on Jags Injured Reserve/Designated for Return on 10/8/13...Both catches as a Viking went for 1st downs...Caught 1st career pass on 5-yard toss from fellow rookie QB Christian Ponder at Atlanta (11/27/11)


2013 Started opening 3 games of the season and played in the first 5...Made 1st career start in season opener vs. Kansas City (9/8) where he had a career day receiving with 3 catches

REISNER'S NFL TOTALS

Year	GP/GS	No	Yds	Avg	LG	TD
2011 (Minn)	6/0	1	5	5.0	5	0
2012 (Minn)	4/0	1	13	13.0	13	0
2013 (Jax)	5/3	5	40	8.0	16	0
Totals	15/3	7	58	8.3	16	0

SINGLE-GAME CAREER HIGHS

Reception3..... vs. Kansas City, 9/8/13
 Receiving Yards3..... vs. Kansas City, 9/8/13
 Long Reception16..... vs. Kansas City, 9/8/13



MIKE REMMERS #67

POSITION: Tackle
HEIGHT/WEIGHT: 6-5/300
DOB: 4/11/89
HOMETOWN: Portland, OR

COLLEGE: Oregon State
ACQUIRED: W (SD) for 2013
NFL SEASON: 2
VIKINGS SEASON: 2

GAMES/STARTS (regular season, playoffs)

2012 (PS-TB), 2013 (1/0-SD). **Total:** 1/0 (1/0-SD).

- Joined Vikings as waiver claim from SD on 11/25/13 and spent 4 weeks on the roster, inactive for all 4 games.
- Originally entered the NFL as a rookie free agent with Denver in 2012, spending most of season on Tampa Bay practice squad before seeing 1st game action with San Diego in 2013.

for 31 yards with a long of 16...Started at Oakland (9/15) and at Seattle (9/22)...Placed on Injured Reserve/Designated for Return on 10/8.

2012 Saw action in 4 games for Minnesota, including the opening 3...Released and re-signed to practice squad for 5 weeks before being moved to active roster again and playing in 1 game...Was inactive for 5 games before being waived on 12/22 and being claimed off waivers by Jacksonville on 12/24...Inactive for lone game with Jaguars on 12/30.

2011 Played in 6 games as a rookie, including the opening 4...Joined LB Larry Dean as the only rookie free agents to play in season opener at San Diego (9/11)...Had 1st career catch at Atlanta (11/27), a 5-yarder from fellow rookie Christian Ponder.

COLLEGE Was a 4-year letterman...Hauled in 69 passes for 834 yards and 4 TDs...Started all 13 games as a senior...Earned 2nd-Team All-Big 10 as a senior...Started 3 times in 13 games as a junior...Was 1 of 11 true freshmen to play in 2007.

PREP Attended Marion High in Marion, IA...Played TE and DE...Tabbed as a 1st-Team All-State choice by Des Moines Register as a senior.

OFF THE FIELD Majored in communications at Oregon State, earning degree in spring 2012...Married during 2014 offseason to Kelly...Enjoys hunting and fishing in his free time...Father, Wally, played football at OSU and older brother, Vic, played basketball for the Beavers.

PRO Joined Vikings as a waiver claim from SD on 11/25/13...Saw game action for San Diego in 2013 after spending most of 2012 and beginning of 2013 season on Tampa Bay practice

squad...Signed as a rookie free agent with Denver in 2012 and saw action in a preseason game for the Broncos.

2013 Was inactive for 4 games in the final 5 weeks of the season with Vikings...Was inactive with Vikings for games vs. Chicago (12/1), at Baltimore (12/8), at Cincinnati (12/22) and vs. Detroit (12/29)...Claimed by Vikings on 11/25...Saw 1st career game action at Jacksonville (10/20) while playing with San Diego...Joined Chargers active roster on 10/10, getting signed off Tampa Bay practice squad...Spent opening 5 weeks of season on Bucs practice squad...Went through training camp and preseason with Tampa Bay...Signed back with Tampa Bay on 2/4/13 after spending most of 2012 season on their practice squad.

2012 Joined Tampa Bay practice squad on 9/11/12 as team prepared for NFL Week 2, where he spent the following 15 games...Originally signed as a rookie free agent with Denver on 5/7/12,

going through training camp and preseason with the Broncos...Saw action in 1 preseason game for Denver before being waived on 8/27, sitting out of football until he signed with Tampa Bay practice squad on 9/11.

COLLEGE Started 44 total games for Oregon State, including every game over his final 3 seasons...Earned Honorable Mention All-Pac 10 as a junior in 2010...Originally came to OSU as a walk-on...Was a finalist as a senior for the Burlsworth Trophy, an honor bestowed upon a collegiate player who began their career as a walk-on...Teammate of 2014 Vikings 3rd-round selection DE Scott Crichton.

PREP Attended Jesuit High in Portland, OR...Standout on offensive and defensive line for 2-time state championship team...Lettered 1 year in basketball.



XAVIER RHODES #29

POSITION: Cornerback
HEIGHT/WEIGHT: 6-1/210
DOB: 6-19-90
HOMETOWN: Miami, FL

COLLEGE: Florida State
ACQUIRED: D1b (#25) for 2013
NFL SEASON: 2
VIKINGS SEASON: 2

GAMES/STARTS (regular season, playoffs)

2013 (13/6). **Totals-** 13/6.

- Became only the 4th DB drafted by the Vikings in the 1st round and the 2nd CB among those 4.
- Set Vikings rookie record with 23 passes defended in 2013, the 2nd-most passes defended in a season in team history.

OFF THE FIELD Majored in social science at Florida State and is 16 credits shy of graduating...Joined teammates for the Adoption Family FunFest at Winter Park during 2013 season, supporting families who adopt...Would like to run his own business after football...Has a son, Justin.

PRO Poised in his 2nd pro season to benefit from the change in defensive scheme that Head Coach Mike Zimmer will install in 2014...Started 6 of the 13 games he played as a rookie, missing the final 3 games with ankle injury...Set Vikings rookie record with 23 passes defended in 2013...Part of the Vikings 3-member 1st-round draft class in 2013, only the 2nd time in team history

the team has had 3 picks in the 1st round, the other coming in 1967...Selected #25 overall in 2013 by the Vikings...Declared for NFL Draft after his junior season at FSU...Is the 4th DB in team history selected in the 1st round and the 2nd CB among the 4, joining 2012 pick Harrison Smith in consecutive seasons at DB in 1st round...Is the 3rd Florida State player chosen by the Vikings, 2nd in the 1st round...Teammates at FSU with Christian Ponder and Rodney Smith.

2013 Set Vikings rookie record with 23 passes defended, the 2nd most in team history...Started 6 games and saw action in 13, missing final 3 with ankle injury...Opened game at Green Bay (11/24), ended with season-high 9 tackles and 4 passes defended...Started consecutive games at Dallas (11/3) and vs. Washington (11/7)...Started NFL debut in season opener at Detroit (9/8) when team opened in nickel defense...Notched season-high 8 tackles, a TFL and PD vs. Green Bay (10/27).

COLLEGE Appeared in 43 games at Florida State, making 38 starts...Was part of teams that went 38-16 during his FSU career...Won the ACC Atlantic Division in 2010 and 2012...Won



Xavier Rhodes and teammates visited with guests at the Vikings Adoption Family Fun Fest at Winter Park during the 2013 season.

RHODES WARRIOR

Xavier Rhodes became the 4th DB drafted by the Vikings in the 1st round in franchise history in 2013 and had a record-setting season despite missing 3 games due to injury. The former FSU standout entered the NFL draft early and was the 2nd of 3 players the club drafted in the 1st round. His 23 passes defended set a team rookie record and ranked 2nd in a season in club history.

VIKINGS PASSES DEFENSED IN A SEASON (* rookie)

PLAYER, SEASON	PASSES DEFENSED
Jimmy Hitchcock, 1998	30
Xavier Rhodes, 2013*	23
Carl Lee, 1988	22

VIKINGS ALL-TIME 1ST-ROUND DRAFT PICK DBs

PLAYER, SCHOOL	DRAFTED
Joey Browner, Southern California, S	#19, 1983
DeWayne Washington, North Carolina St., CB	#18, 1994
Harrison Smith, Notre Dame, S	#29, 2012
Xavier Rhodes, Florida State, CB	#25, 2013

the ACC Championship in 2012...4-0 in bowl games at FSU with wins at the Gator Bowl, Chick-Fil-A Bowl, Champs Sports Bowl and the BCS Orange Bowl...Earned 1st-Team All-ACC honors following his junior season...Was the only ACC player to be named a semifinalist for the Jim Thorpe Award...Was twice selected (2011-12) as the Mr. Dependable Skill Award winner at Florida State annual team banquet...Was named the ACC Defensive Rookie of the Year in 2010.

PREP Attended Norland High in Miami, playing RB and WR...

RHODES' NFL TOTALS

Year	GP/GS	Tackles			Sacks	INTs	PBU	TFL	QBH	FF/FR	Special Teams
		Solo	Asst.	Total							
2013 (Minn).....	13/6	48	13	61	0.0	0	23	2.0	0	1/0	1
Totals	13/6	48	13	61	0.0	0	23	2.0	0	1/0	1

SINGLE-GAME CAREER HIGHS

Tackles..... 9..... at Green Bay, 11/24/13
 Passes Defensed 4..... 3 times, last at Baltimore, 12/8/13
 Tackle For Loss..... 1..... vs. Green Bay, 10/27/13; vs. Chicago, 12/1/13
 Forced Fumble..... 1..... @ Baltimore, 12/8/13



JOSH ROBINSON #21

POSITION: Cornerback
HEIGHT/WEIGHT: 5-10/199
DOB: 1-8-91
HOMETOWN: Sunrise, FL

COLLEGE: Central Florida
ACQUIRED: D3 (#66) for 2012
NFL SEASON: 3
VIKINGS SEASON: 3

GAMES/STARTS (regular season, playoffs)

2012 (16/6, 1/0), 2013 (10/10). **Total-** 26/16, 1/0.

- Started 6 games as a rookie and played in every game, including Wild Card playoff.
- Tied for 2nd on team in 2012 with 2 INTs and ranked 2nd with 68 INT return yards.

OFF THE FIELD Majored in criminal justice...Hosted his draft party at his church, the Hallandale Beach Church of Christ... Played at UCF under head coach George O'Leary, the Vikings former defensive coordinator...Is the youngest of 3 boys in his family...Enjoys fishing and bowling in his free time...Married during 2013 offseason...Son, Jesse, was born in 2014 offseason.

PRO Placed on injured reserve on 12/14/13 with chest injury after starting all 10 games he played earlier in the season... Declared for NFL Draft following his junior season...The 2nd DB selected by the Vikings with their top 3 choices in the 2012 Draft and 1 of 3 DBs drafted in the Vikings 10 choices... Posted the fastest 40-yard dash time at the 2012 combine at 4.33...Was the 1st player selected from a Florida college in the 2012 Draft...Is the 1st UCF player drafted by the Vikings since Daunte Culpepper in the 1st round of 1999...Selected in 3rd round (#66 overall).

2013 Started at LCB in the opening 10 games of the season... Placed on injured reserve on 12/14 with chest injury...Inactive for 3 games, at Green Bay (11/24), vs. Chicago (12/1) and at Baltimore (12/8)...Left game at Seattle (11/17) with sternum injury...Started season opener at Detroit (9/8), notching 4 tackles, a QB hurry and forced fumble...Notched career-high 12 tackles vs. Pittsburgh (9/29) at London...Had 8 tackles and 2 passes defensed vs. Green Bay (10/27).

2012 Started 6 games in debut season, the 2nd-most by a Vikings rookie defender behind Harrison Smith...Snared a

Led Norland in both rushing and receiving as a senior, earned Miami Herald All-Dade honors as an all-purpose back...Earned All-Dade honors on the defensive side of the ball.

pair of INTs, tied for 2nd-most by a Viking...Saw action in all 16 games and the Wild Card playoff at Green Bay (1/5/13)... Grabbed 1st career INT off Alex Smith vs. San Francisco (9/23) and notched a 24-yard return on the play...Started 1st career game at Detroit (9/30)...Had 2nd career INT vs. Chicago (12/9), returning the ball 44 yards to set up an Adrian Peterson TD run...Saw spot duty as a kickoff return man, taking back 3 for 61 yards on the season with a long of 24 vs. Green Bay (12/30) in the regular season finale...Started at Detroit and following week vs. Tennessee (10/7), at Seattle (11/4) and in 3 straight games at Green Bay (12/2), vs. Chicago (12/9) and at St. Louis (12/16)...Started in place of Chris Cook when he spent 6 weeks on injured reserve before returning to the lineup at Houston (12/23)...Had season-high 8 tackles in 1st career start at Detroit (9/30) with 7 solo stops...Tied season-high 7 solos the following week vs. Tennessee (10/7)...Played in 1st career playoff game at Green Bay (1/5/13).

COLLEGE Started 35 of his 38 career games played...Earned 1st-Team All-Conference USA as a sophomore and junior while garnering 2nd-Team honors as a true freshman...Set UCF freshman record with 6 INTs as a true freshman in 2009 and his 6 picks tied for 2nd in the Golden Knights' single-season records...Notched 10 career INTs, good for 5th in UCF history and his 147 career INT return yards ranks 8th in school history...Notched 15 passes defensed as a junior, which tied for 2nd in UCF history in a season...Scored 2 career TDs on INTs and 1 on a FR.

PREP Standout WR at Plantation High and excelled in return game...Selected to Dade-Broward All-Star Game.

ROBINSON'S NFL TOTALS


Year	GP/GS	Tackles					Sacks	INTs	PBU	TFL	QBH	FF/FR	Special
		Solo	Asst.	Total	Teams								
2012 (Minn).....	16/6	51	10	61	0.0	2 (68)	9	0.0	0	0/0	0	0/0	6
Playoffs.....	1/0	0	0	0	0.0	0	1	0.0	0	0/0	0	0/0	1
2013 (Minn).....	10/10	41	11	52	0.0	0	6	5.0	3	1/0	0	1/0	4
Totals	26/16	92	21	113	0.0	2 (68)	15	5.0	3	1/0	0	1/0	10
Playoffs	1/0	0	0	0	0.0	0	1	0.0	0	0/0	0	0/0	1

SINGLE-GAME CAREER HIGHS

Tackles..... 12..... vs. Pittsburgh, 9/29/13
 Solo Tackles..... 8..... vs. Pittsburgh, 9/29/13
 QB Hurry..... 2..... at Chicago, 9/15/13
 Forced Fumble..... 1..... at Detroit, 9/8/13
 Interception..... 1..... vs. San Francisco, 9/23/12; vs. Chicago, 12/9/12
 Passes Defensed..... 2..... at Detroit, 9/30/12; vs. Tennessee, 10/7/12; @ NY Giants, 10/21/13
 Long INT Return..... 44..... vs. Chicago, 12/9/12

ROBINSON'S INTERCEPTIONS

GAME	QB	INTs (Yds)
vs. San Francisco, 9/23/12.....	Alex Smith	1 (24)
vs. Chicago, 12/9/12.....	Jay Cutler.....	1 (44)
Total.....		2 (68)



BRIAN ROBISON #96

POSITION: Defensive End **COLLEGE:** Texas
HEIGHT/WEIGHT: 6-3/259 **ACQUIRED:** D4 (#102) for 2007
DOB: 4-27-83 **NFL SEASON:** 8
HOMETOWN: Splendora, TX **VIKINGS SEASON:** 8

GAMES/STARTS (regular season, playoffs) 2007 (16/5), 2008 (15/0, 1/1), 2009 (16/0, 2/0), 2010 (16/2), 2011 (16/16), 2012 (15/15, 1/1), 2013 (16/16). **Total-** 110/54, 4/2.

- Notched career-best 9.0 sacks in 2013 and has set a new career high in 3 consecutive seasons.
- Goes down in history as the last Viking to sack Brett Favre in game vs. Green Bay (9/30/07).
- Exceptional UT athlete was a full-time starter his final 3 seasons in football and was NCAA runner-up in the shot put.

OFF THE FIELD Majored in liberal arts at Texas...Father played on the Ranger (TX) Junior College team that won a national title...Wife, Jayme Miller, is an accomplished rodeo barrel racer...Couple has a daughter, Madelyn and expecting a son in July 2014...Competed in shot put during 2009 offseason, re-kindling his track and field skills as an unattached thrower...Avid fisherman, especially bass, spends his free time prowling the waters in Texas and Minnesota...Has fished in pro-am tournaments throughout 2014 offseason.

HONORS 2013 USA Today **All-Joe Team**...2007 *Pro Football Weekly All-Rookie* Team.

PRO Set career-high for a season with 9.0 sacks in 2013 after posting 2.0 vs. Philadelphia (12/15/13)...Scored 1st career TD on a 61-yard return of a Jay Cutler fumble forced by Jared Allen on a sack at Chicago (9/15/13)...His 8 passes defensed in 2012 are tied for the 2nd-most by a Vikings defensive lineman behind Kevin Williams' 10 in 2004...Posted sacks on back-to-back plays at Dallas (11/3/13) on Tony Romo, marking the 1st time since Kevin Williams vs. San Francisco (9/28/03) had sacks on consecutive plays and 1 play shy of the team record held by Gary Larsen vs. Detroit (10/6/68)...Became only the 7th Vikings DE to appear in 100+ career games during 2013 season...Signed contract extension in-season in 2013...Notched 8.5 sacks in 2012...Played in 4th and started 2nd career playoff game in Wild Card matchup at Green Bay (1/5/13)...Had career-best 3.5 sack day vs. Arizona (10/21/12)...Helped Vikings amass 50 sacks in 2011 to tie for the NFL lead and part of defensive line that

produced Allen's Vikings-record and NFL-leading 22.0 sacks...Signed contract extension in 2011 off-season...Was the last Viking to sack Packers QB Brett Favre.

2013 Started all 16 games for 2nd time in his career...Earned spot on USA Today's **All-Joe Team**, honoring the unsung players in the NFL...Led team with 40 QB hurries and notched career-high 9.0 sacks, ranking 2nd on team...Notched career-high 14 TFLs...Had sacks in 5 consecutive games from at Seattle (11/17) to vs. Philadelphia (12/15)...Had sacks on consecutive plays at Dallas (11/3), 1 play short of the Vikings team record of 3 straight plays with a sack...Had season-high 2.0 sacks in a pair of games- at Dallas (11/3) and vs. Philadelphia (12/15)...Posted a sack against Packers QB Scott Tolzien at Green Bay (11/24)...Notched 1st sack of season vs. Cleveland (9/22)...Posted the 3rd-longest FR by a Vikings DL at Chicago (9/15) with a 61-yard score, his 1st career TD.

2012 Spent 2nd season as full-time starter at LDE...Started all 15 games in regular season and started Wild Card playoff game...Had 8.5 sacks and ranked 2nd on team behind Jared Allen...Posted career-high 8 passes defensed, tied for the 2nd-most in team history by a defensive lineman in a season...Ranked tied for 2nd on team with 3 FFs...Set career-best with 3.5 sacks vs. Arizona (10/21)...Notched 3 passes defensed vs. Tampa Bay (10/25)...Notched career-best 11 tackles vs. Arizona (10/21) and tied career-high with 6 QB hurries during game.

2011 Took over as full-time starter at LDE in 2011, posting then career-best 8.0 sacks, ranking 2nd on team...Helped Vikings tie for NFL lead with 50 sacks as a team, the 3rd-most in Vikings history...Part of defensive line that produced 40.5 of the 50 team sacks...Started opposite Jared Allen as he set the Vikings single-season record with 22.0 sacks and led the NFL...Ranked 2nd on team with 40 QB hurries...Started season fast with 4.5 sacks in opening 5 games.

2010 Helped Vikings defense rank #8 in the NFL, the 3rd straight season with a top-10 ranking in the League...Started a pair of games at LDE in place of Ray Edwards, vs. Buffalo

(12/5) and vs. NY Giants (12/13)...Saw action in all 16 games... Notched 1st sack of season when he caught Shaun Hill vs. Detroit (9/26)...Recovered a pair of fumbles vs. Buffalo (12/5)... Replaced Edwards in the 2nd half of game at Washington (11/28) where he notched a sack of Donovan McNabb and added 3 QB hurries in the win.

2009 Tied a then career-best with 4.5 sacks on the season... Posted sacks in 3 of the final 4 regular season games... Played in all 16 games and both playoff contests...Ranked 4th on team with 13 QB hurries...Had 1.5 of the Vikings 8.0 sacks against Green Bay (10/5), which was 1 sack shy of the Vikings team record in a game...Posted 3 tackles at Arizona (12/6).

2008 Saw action in 15 games as Jared Allen's primary backup... Had a team-best 7 QB hurries in the Wild Card Playoffs vs. Philadelphia (1/4/09), also registering 2 solo tackles, and a tackle for a loss...Started Wild Card game in place of injured Ray Edwards, his lone start of the season...Notched his 2nd sack and 1st FF of the year when he knocked the ball free from Kurt Warner at Arizona (12/14)...Saw time vs. NY Giants (12/28) and posted career-high 7 tackles.

2007 Earned spot on *Pro Football Weekly's All-Rookie* Team and started 5 games...Opened the final 4 straight games at RDE and started 1st career game at Detroit (9/16) at LDE... Ranked 3rd in the NFL for sacks among rookies with 4.5... Had 2.0 sacks in the regular season opener vs. Atlanta (9/9)... Sacked Favre (9/30) on the day he broke NFL TD passes record.

COLLEGE His 6 career blocked kicks set a UT record and his 4 blocks in 2003 tied a single-season record...2006 NCAA runner-up in shot put as a junior and won Big 12 shot put title in 2005 and 2006...Won Big 12 shot put and discus titles in 2006... Holds the school record in the shot put at 68-4.25 and ranks 3rd in UT history with a discus mark of 195-10...Helped Longhorns win 2005 national championship with Rose Bowl win over USC.

PREP All-State in football and track at Splendor (TX) High... Won Class 3A discus title as a junior and senior and shot title as a senior...Had best throws in all Texas classes as a senior at 215-2 in the discus and 66-2 in the shot...Had #40 jersey retired at Splendor High in 2004.

ROBISON'S NFL TOTALS

Year	GP/GS	Tackles							Special		
		Solo	Asst.	Total	Sacks	INTs	PBU	TFL	QBH	FF/FR	Teams
2007 (Minn)	16/5	15	10	25	4.5	0	0	6.0	14	1/0	2
2008 (Minn)	15/0	12	8	20	2.5	0	1	3.0	19	1/0	0
Playoffs	1/1	2	0	2	0.0	0	0	1.0	7	0/0	0
2009 (Minn)	16/0	10	2	12	4.5	0	0	2.0	13	0/0	1
Playoffs	2/0	1	0	1	0.0	0	0	0.0	2	0/0	0
2010 (Minn)	16/2	14	4	18	2.0	0	1	2.0	15	0/2	0
2011 (Minn)	16/16	33	21	54	8.0	0	1	10.0	40	3/2	0
2012 (Minn)	15/15	26	26	52	8.5	0	8	8.0	21	3/1	0
Playoffs	1/1	0	0	0	0.0	0	0	0.0	0	0/0	0
2013 (Minn)	16/16	32	11	43	9.0	0	3	14.0	40	0/1	0
Totals	110/54	142	82	224	39.0	0	14	45.0	162	8/6	3
Playoffs	4/2	3	0	3	0.0	0	0	1.0	9	0/0	0

SINGLE-GAME CAREER HIGHS

Tackles.....11...vs. Arizona, 10/21/12
 Sacks.....3.5...vs. Arizona, 10/21/12
 Forced Fumble.....1...8 times, last vs. Green Bay, 12/30/12
 Fumble Recoveries.....2...vs. Buffalo, 12/5/10
 Long Fumble Ret.....61t...at Chicago, 9/15/13
 QB Hurries.....6...vs. Tampa Bay, 9/18/11; vs. Arizona, 10/21/12; at Chicago, 9/15/13
 Tackle For Loss.....3.0...vs. Arizona, 10/21/12
 Pass Defensed.....3...vs. Tampa Bay, 10/25/12

ROBISON'S TOUCHDOWN GAME		PLAY
@ Chicago, 9/15/13	61t Fumble Return

ROBISON'S SACKS

GAME	QB	SACKS
vs. Atlanta, 9/9/07	Joey Harrington	2.0
vs. Green Bay, 9/30/07	Brett Favre	1.0
@ Dallas, 10/21/07	Tony Romo	0.5
vs. Oakland, 11/18/07	Daunte Culpepper	1.0
vs. Green Bay, 11/9/08	Aaron Rodgers	1.0
vs. Chicago, 11/30/08	Kyle Orton	0.5
@ Arizona, 12/14/08	Kurt Warner	1.0
vs. Green Bay, 10/5/09	Aaron Rodgers	1.5
vs. Cincinnati, 12/13/09	Carson Palmer	1.0
@ Chicago, 12/28/09	Jay Cutler	1.0
vs. NY Giants, 1/3/10	Eli Manning	1.0
vs. Detroit, 9/26/10	Shaun Hill	1.0
@ Washington, 11/28/10	Donovan McNabb	1.0
@ San Diego, 9/11/11	Philip Rivers	0.5
vs. Detroit, 9/25/11	Matthew Stafford	2.0
vs. Arizona, 10/9/11	Kevin Kolb	2.0
vs. Oakland, 11/20/11	Carson Palmer	1.0
@ Detroit, 12/11/11	Matthew Stafford	0.5
@ Washington, 12/24/11	Rex Grossman	1.0
vs. Chicago, 1/1/12	Josh McCown	1.0
vs. Tennessee, 10/7/12	Matt Hasselbeck	1.0
vs. Arizona, 10/21/12	John Skelton	3.5
@ Seattle, 11/4/12	Russell Wilson	1.0
vs. Chicago, 12/9/12	Jay Cutler	1.0
@ St. Louis, 12/16/12	Sam Bradford	1.0
vs. Green Bay, 12/30/12	Aaron Rodgers	1.0
vs. Cleveland, 9/22/13	Brian Hoyer	1.0
@ Dallas, 11/3/13	Tony Romo	2.0
@ Seattle, 11/17/13	Russell Wilson	1.0
@ Green Bay, 11/24/13	Scott Tolzien	1.0
vs. Chicago, 12/1/13	Josh McCown	1.0
@ Baltimore, 12/8/13	Joe Flacco	1.0
vs. Philadelphia, 12/15/13	Nick Foles	2.0
Total		39.0

KICKOFF EXECUTIVES STAFF COACHES PLAYERS ROOKIES 2013 SEASON RECORDS HISTORY PLAYOFF RECORDS EXTRA POINTS



KYLE RUDOLPH #82

POSITION: Tight End

HEIGHT/WEIGHT: 6-6/259

DOB: 11-9-89

HOMETOWN: Cincinnati, OH

COLLEGE: Notre Dame

ACQUIRED: D2 (#43) for 2011

NFL SEASON: 4

VIKINGS SEASON: 4

GAMES/STARTS (regular season, playoffs)

2011 (15/8), 2012 (16/16, 1/1), 2013 (8/8). **Total-** 39/32, 1/1.

- Became 5th Viking to earn **Pro Bowl MVP** honors and is only the 4th Vikings TE selected to play in the all-star game.
- The 1st TE drafted in the 2011 rookie class.
- Highly-recruited basketball player in high school declined scholarship offers from ACC powers to pursue football.

OFF THE FIELD Majored in management-consulting at Notre Dame and is 2 semesters shy of earning his degree...Member of National Honor Society at Cincinnati's Elder High...Active with the Vikings Fuel Up To Play 60 initiative with the Vikings and Midwest Dairy Association, a program that works with local schools to raise awareness about proper diet and physical fitness...Has worked closely with the Minnesota Muscular Dystrophy Association "Muscle Team".

HONORS Selected for **Pro Bowl** in 2012...Named **Pro Bowl MVP** in 2012...Earned **All-Rookie** honors from Pro Football Weekly and National Football Post.

PRO Selected to **2013 Pro Bowl** and named **Pro Bowl MVP**, an honor only won by 4 other Vikings- Fran Tarkenton, Ahmad Rashad, Randy Moss and Adrian Peterson...Has caught 14 of his 15 career TDs from Christian Ponder...In 2012, scored 9 TDs, the 2nd-most in a season by a Vikings TE and tied for the 2nd-most by an NFL TE in 2012...Tied Vikings record for TDs in a game by a TE with 2 vs. San Francisco (9/23/12)...Scored all 3 of his TDs in the final 7 games of his rookie year...Was the 1st TE selected in the 2011 NFL Draft...Selected #43 overall, the 2nd-highest drafted TE in Vikings history behind Hal Besdoe (#19 overall) in 1964...Entered the NFL draft following his junior season at ND.

2013 Had promising season cut short by injury after 30 catches and 3 TDs in the opening 8 games of the season...Placed on injured reserve on 12/9...Inactive for 5 games after foot injury suffered at Dallas...Caught 31-yard TD at Dallas (11/3), his longest play of the season, and injured foot on play...Hauled in 1st TD of the season on 20-yarder from Ponder at Chicago (9/15)...Started season opener at Detroit (9/8) and caught 2 passes...Hauled in career-best 9 catches for career-best 97 yards and a 23-yard TD vs. Carolina (10/13)...Led team with 4 catches for 51 yards vs. Green Bay (10/27).

2012 Tabbed as **Pro Bowl MVP** after a 5-reception, 122-yard 1-TD effort in the all-star game...Late addition to Pro Bowl roster for NFC...Had breakout season with 9 TDs, the 2nd-most by a Vikings TE in a season in team history...His 9 TD catches were tied for 2nd-most by a TE in the NFL in 2012...Had career-best 2 TD catches vs. San Francisco (9/23), matching the Vikings single-game best by a TE...Caught a TD pass and 2-point conversion pass at Washington (10/14)...Hauled in 6-yard TD pass with :31 remaining in game at Indianapolis (9/16) to tie game 20-20 after being down 20-6 entering the 4th quarter of game that Colts won on late FG 23-20...Pulled in career-high 7 catches vs. Detroit (11/11) and had a then career-best 67 yards

vs. Jacksonville (9/9) in the season opener.

2011 Earned **All-Rookie** honors from Pro Football Weekly and National Football Post...Assumed larger role in offense as season progressed, catching all 3 of his TDs in the final 7 games of the season...Started 8 games and played in 15...Snared season-long 41-yard pass at Kansas City (10/2)...Had season-high 3 catches in 5 games...Scored 1st career TD on 1-yard pass from fellow rookie Christian Ponder vs. Oakland (11/20)...Hauled in TDs vs. Denver (12/4) and at Washington (12/24).

COLLEGE Ended 3-season Notre Dame career ranked among the all-time leading TEs in school history...Set ND record for receiving yards in a game by a TE vs. Michigan in 2010 with 164 yards...Ranks 2nd for receptions in a game by an Irish TE with 8 catches vs. Michigan and at Michigan State in consecutive games in 2010...Hauled in the 2nd-longest pass play in Notre Dame history with a 95-yard TD vs. Michigan in 2010...Was just shy of the school-record 96-yard pass play...His 90 career receptions are the 4th-most by a TE in ND history and his 1,032 career receiving yards are 4th-most...His pair of 8-catch games fell 1 reception short of the ND record for a TE of 9 receptions in a game...Is only the 4th Irish TE to break the 1,000-yard career yardage plateau...Had promising junior season derailed by hamstring injury that ended his season after 6 games...Became the 1st Irish true freshman TE to start a season opener in 2008.

PREP Productive in 2 sports at Cincinnati's Elder High...Selected to play in US Army All-America game...Earned 1st Team All-America honors by USA Today as a senior TE...Named 2nd-Team All-State by AP...Named conference basketball player of the year 3 times as a prep...Ended high school career as the 2nd-leading scorer in Elder High history and the 2nd player to break the 1,000-point mark.

RUDOLPH THE END ZONE REINDEER

Kyle Rudolph has been a scoring threat since entering the NFL in 2011, highlighted by his 9-TD season in 2012. He continues to climb the Vikings record book as he enters 2014.

VIKINGS CAREER TD RECEPTIONS BY TEs

PLAYER	TDs
Steve Jordan	28
Visanthe Shiancoe	24
Stu Voigt	17
Joe Senser	16
Kyle Rudolph	15

VIKINGS SINGLE-SEASON TD RECEPTIONS BY TEs

PLAYER, SCHOOL	TDs
Visanthe Shiancoe, 2009	11
Kyle Rudolph, 2012	9
Joe Senser, 1981	8

VIKINGS PRO BOWL TEs

PLAYER	SEASON
Joe Senser	1981
Steve Jordan	1986, '87, '88, '89, '90, '91
Byron Chamberlain	2001
Kyle Rudolph	2012

KICKOFF EXECUTIVES STAFF COACHES PLAYERS ROOKIES 2013 SEASON RECORDS PLAYOFF RECORDS HISTORY EXTRA POINTS

RUDOLPH'S NFL TOTALS

Year	GP/GS	No.	RECEIVING			
			Yds.	Avg.	Lg	TD
2011 (Minn)	15/8	26	249	9.6	41	3
2012 (Minn)	16/16	53	493	9.3	29	9
Playoffs	1/1	3	42	14.0	23	0
2013 (Minn)	8/8	30	313	10.4	31t	3
Totals	39/32	109	1,055	9.7	41	15
Playoffs	1/1	3	42	14.0	23	0

SINGLE-GAME CAREER HIGHS

Receptions..... 9..... vs. Carolina, 10/13/13
 Receiving Yards97..... vs. Carolina, 10/13/13
 Long Reception41..... @ Kansas City, 10/2/11
 Long TD Reception31t..... @ Dallas, 11/3/13
 TD Receptions2..... vs. San Francisco, 9/23/12
 2-Point Conversion1..... @ Washington, 10/14/12

RUDOLPH'S CAREER GAME-BY-GAME (* starts)

2011	MINNESOTA	No.	Yards	Avg.	Long	TD
9/11	@ San Diego	0	0	0.0	0	0
9/18	Tampa Bay	1	15	15.0	15	0
9/25	Detroit	3	39	13.0	20	0
10/2	@ Kansas City	3	44	14.7	41	0
10/9	Arizona	0	0	0.0	0	0
10/16	@ Chicago	2	20	10.0	18	0
10/23	Green Bay	0	0	0.0	0	0
10/30	@ Carolina	2	15	7.5	13	0
11/14	Green Bay	3	37	12.3	21	0
11/20	Oakland	3	7	2.3	4	1
11/27	@ Atlanta		inactive			
12/4	Denver	1	19	19.0	19t	1
12/11	@ Detroit	1	0	0.0	0	0
12/18	New Orleans	2	15	7.5	8	0
12/24	@ Washington	2	23	11.5	17t	1
1/1/12	Chicago	3	15	5.0	9	0
Totals	GP/GS: 15/8	26	249	9.6	41	3

2012	MINNESOTA	No.	Yards	Avg.	Long	TD
9/9	Jacksonville*	5	67	13.4	29	0
9/16	@ Indianapolis*	3	35	11.7	15	1
9/23	San Francisco*	5	36	7.2	16	2
9/30	@ Detroit*	2	8	4.0	7	0
10/7	Tennessee*	4	23	5.8	15t	1
10/14	@ Washington*	6	56	9.3	18	1
10/21	Arizona*	0	0	0.0	0	0
10/25	Tampa Bay*	2	17	8.5	12	0
11/4	@ Seattle*	0	0	0.0	0	0
11/11	Detroit*	7	64	9.1	20t	1
11/25	@ Chicago*	5	55	11.0	25	1
12/2	@ Green Bay*	6	51	8.5	21	1
12/9	Chicago*	0	0	0.0	0	0
12/16	@ St. Louis*	3	22	7.3	14	0
12/23	@ Houston*	3	39	13.0	27	1
12/30	Green Bay*	2	20	10.0	10	0
Totals	GP/GS: 16/16	53	493	9.3	29	9

PLAYOFFS


1/5/13	@ Green Bay	3	42	14.0	23	0
--------	-------------------	---	----	------	----	---

RUDOLPH'S TOUCHDOWNS

GAME	PLAY
vs. Oakland, 11/20/11	1 pass from C. Ponder
vs. Denver, 12/4/11	19 pass from C. Ponder
@ Washington, 12/24/11	17 pass from J. Webb
@ Indianapolis, 9/16/12	6 pass from C. Ponder
vs. San Francisco, 9/23/12	1 pass, 2 pass from C. Ponder
vs. Tennessee, 10/7/12	15 pass from C. Ponder
@ Washington, 10/14/12	1 pass from C. Ponder
vs. Detroit, 11/11/12	20 pass from C. Ponder
@ Chicago, 11/25/12	2 pass from C. Ponder
@ Green Bay, 12/2/12	7 pass from C. Ponder
@ Houston, 12/23/12	3 pass from C. Ponder
@ Chicago, 9/15/13	20 pass from C. Ponder
vs. Carolina, 10/13/13	23 pass from C. Ponder
@ Dallas, 11/3/13	31 pass from C. Ponder
Total	15

2013	MINNESOTA	No.	Yards	Avg.	Long	TD
9/8	@ Detroit*	2	27	13.5	21	0
9/15	@ Chicago*	3	42	14.0	20t	1
9/22	Cleveland*	5	28	5.6	9	0
9/29	Pittsburgh*	2	6	3.0	6	0
10/13	Carolina*	9	97	10.8	23t	1
10/21	@ NY Giants*	3	27	9.0	21	0
10/27	Green Bay*	4	51	12.8	17	0
11/3	@ Dallas*	2	35	17.5	31t	1
11/7	Washington		inactive			
11/17	@ Seattle		inactive			
11/24	@ Green Bay		inactive			
12/1	Chicago		inactive			
12/8	@ Baltimore		inactive			
12/15	Philadelphia		injured reserve			
12/22	@ Cincinnati		injured reserve			
12/29	Detroit		injured reserve			
Totals	GP/GS: 8/8	30	313	10.4	31t	3





JAMARCA SANFORD #33

POSITION: Safety
HEIGHT/WEIGHT: 5-10/200
DOB: 8-27-85
HOMETOWN: Batesville, MS

COLLEGE: Mississippi
ACQUIRED: D7 (#231) for 2009
NFL SEASON: 6
VIKINGS SEASON: 6

GAMES/STARTS (regular season, playoffs)

2009 (14/1, 2/0), 2010 (12/2), 2011 (15/15), 2012 (16/13, 1/1), 2013 (13/13). **Total-** 70/44, 3/1.

- Set a Vikings record in 2012 for most FFs in a season by a DB with 5, breaking the mark held by Joey Browner and Antoine Winfield.
- Had 1st career sack on Michael Vick at Philadelphia in 2010.
- Has started 41 of the 44 games he has played in the last 3 seasons and started 1st playoff game in Wild Card at Green Bay in 2012.

OFF THE FIELD Helped Vikings kick off the 2010 Vikings Children's Fund Summer Lunch Program at Ames Elementary School in St. Paul...Took part in the Vikings Planet Purple tree planting in 2009...Majored in criminal justice at Mississippi, earning his bachelor's degree in December 2008...Comes from a football family, cousin Peria Jerry was a fellow 2009 NFL Draft pick and related to Dwayne Rudd, a 1st-round pick by the Vikings in 1997...Has a daughter, Janarria...Recognized after 2008 spring practice at Ole Miss with the Chucky Mullins Courage Award and wore the #38 patch to recognize the late Rebels player during the season.

PRO Served as full-time starter in 2011-13...Has started 41 games in past 3 seasons entering 2014...Led Vikings in 2012 with 5 FFs...Started final 13 games of 2012 season, replacing Mistral Raymond who was sidelined by injury and then never relinquishing the job...The 5th of 5 members of the Vikings draft class in 2009 to start a game during their rookie season...Originally drafted in 7th round (#231 overall) of 2009.

2013 Started the final 7 games of the season after missing time in 3 games during the early part of the year...Had 2 FFs and a FR during the season, including 1 of each in the final 2 games of the season...Inactive for consecutive games at Dallas (11/3) and vs. Washington (11/7)...Left game vs. Cleveland (9/22) with injury and was inactive following week vs. Pittsburgh (9/29) at Wembley for International Series game...Notched 9 tackles in season opener at Detroit (9/8)...Had season-best 12 tackles at NY Giants (10/21) on Monday Night Football and had 10 tackles the week before vs. Carolina (10/13)...Left game vs. Green Bay (10/27) with groin injury.

2012 Started final 13 games of regular season and Wild Card playoff at Green Bay (1/5/13)...Playoff start was 1st of his career...Led Vikings with 5 FFs, 4 on defense and 1 on special teams, breaking a team record for a DB held by Joey Browner (1985) and Antoine Winfield (2008)...Tied for Vikings lead among DBs with 5 QB hurries...Notched season-best 12 tackles vs. Tampa Bay (10/25)...Posted pair of QB hurries at Chicago (11/25)...Helped Vikings defense jump from #21 in 2011 to #16 in 2012.

2011 Stepped into full-time starting role for 1st time in his career, opening all 15 games he played...Ranked 3rd on team and led Vikings DBs with 118 tackles...Led team with 2 INTs and posted longest INT return of the season with a 52-yarder

vs. Arizona (10/9) in the 1st win of the season...Notched career-best 16 tackles vs. New Orleans (12/18) and had 10+ tackles in 3 games.

2010 Started final 2 games of season at FS opposite SS Husain Abdullah...Replaced injured Madiou Williams, starting at Philadelphia (12/28) and at Detroit (1/2/11)...Notched lone sack of season on Michael Vick at Philadelphia (12/28)...Was productive in his 2 starts, notching 5 tackles per game, adding a sack and a fumble recovery...His 5 tackles tied his then career-best.

2009 Started 1st career game vs. Cincinnati (12/13), making him the 5th of 5 members of the Vikings 2009 rookie class to start a game during the regular season...Joined fellow defensive rookie MLB Jasper Brinkley starting on the Vikings defense vs. Cincinnati...Became 1st Vikings rookie to start a game at safety since Willie Offord in 2002...Posted season-best 5 tackles on defense at Arizona (12/6)...Ranked 3rd on Vikings with 19 special teams tackles, trailing only Pro Bowler Heath Farwell and Kenny Onatolu...Had season-high 3 special teams tackles vs. Baltimore (10/18) and vs. Cincinnati (12/13)...Played in final 12 regular season games and both playoff contests.

COLLEGE Started all 44 games he played at Ole Miss...Served as a team captain as a senior...Was the SEC's active tackles leader during his career...Named SEC Defensive Player of the Week for his performance against Florida with career-high 11 solo tackles as a senior while handing the eventual national champions their only loss of the season...Started 10 games as a junior at SS...Started all 11 games as a sophomore in 2006, opening 7 at SS and 4 at LB...Redshirted in 2004.

PREP Led South Panola High in Batesville, MS to a 15-0 mark and the Class 5A state title as a senior...Helped team reach #9 in USA Today rankings...MVP of state title game...Team was 14-1 and state runner-up as a junior...All-State OLB as a senior.

FORCING THE ISSUE

Jamarca Sanford's 5 FFs in 2012 set a team record and he's climbing the list for career FFs by Vikings DBs. His hard-hitting and savvy style have helped create turnovers since he moved into the starting lineup in 2011.

CAREER FORCED FUMBLES BY VIKINGS DBs

PLAYER	FF
Joey Browner.....	18
Cedric Griffin.....	14
Antoine Winfield.....	10
Jamarca Sanford.....	9

SINGLE-SEASON FORCED FUMBLES BY VIKINGS DBs

PLAYER	FF
Jamarca Sanford, 2012.....	5
Joey Browner, 1985.....	4
Antoine Winfield, 2008.....	4

KICKOFF
EXECUTIVES
STAFF
COACHES
PLAYERS
ROOKIES
2013 SEASON
RECORDS
PLAYOFF RECORDS
HISTORY
EXTRA POINTS

SANFORD'S NFL TOTALS

Year	GP/GS	Tackles							Special		
		Solo	Asst.	Total	Sacks	INTs	PBU	TFL	QBH	FF/FR	Teams
2009 (Minn).....	14/1	12	3	15	0.0	0	0	0	0	1/0	19
Playoffs.....	2/0	0	0	0	0.0	0	0	0	0	0/0	1
2010 (Minn).....	12/2	11	5	16	1.0	0	0	1.0	1	0/1	9
2011 (Minn).....	15/15	77	41	118	0.0	2 (69)	8	2.0	3	1/2	7
2012 (Minn).....	16/13	54	26	80	0.0	0	5	1.0	5	5/2	6
Playoffs.....	1/1	6	1	7	0.0	0	0	0.0	0	0/0	2
2013 (Minn).....	13/13	50	20	79	0.0	0	2	0.0	1	2/1	3
Totals.....	70/44	213	95	308	1.0	2 (69)	15	4.0	10	9/6	44
Playoffs.....	3/1	6	1	7	0.0	0	0	0.0	0	0/0	3

SINGLE-GAME CAREER HIGHS

Tackles.....	16.....	vs. New Orleans, 12/18/11
Interceptions.....	2.....	vs. Arizona, 10/9/11
Long INT Return.....	52.....	vs. Arizona, 10/9/11
Tackle For Loss.....	2.0.....	vs. Tampa Bay, 9/18/11
Sack.....	1.0.....	@ Philadelphia, 12/28/10
Passes Defensed.....	3.....	vs. Arizona, 10/9/11
Fumble Recovery.....	1.....	5 times, last at Detroit, 9/30/12
Forced Fumble.....	1.....	7 times, last at NY Giants, 10/21/13
Special Teams Tackles.....	3.....	vs. Baltimore, 10/18/09; vs. Cincinnati, 12/13/09

SANFORD'S SACKS

GAME	QB	SACKS
@ Philadelphia, 12/28/10.....	Michael Vick.....	1.0
Total.....		1.0

SANFORD'S INTERCEPTIONS

GAME	QB	INTs
vs. Arizona, 10/9/11.....	Kevin Kolb.....	2 (69)
Total.....		2 (69)

VIKINGS FANS VOTE ALL-MALL OF AMERICA FIELD TEAM

The All-Mall of America Field Team was voted on by fans during the final season at Mall of America Field at Hubert H. Humphrey Metrodome and members were honored during the 2nd-to-last game played at Mall of America Field on Sunday, December 15, 2013, against the Philadelphia Eagles. The team consisted of 27 players and is broken into 12 offensive players, 11 defensive players and 4 special teamers, as well as the head coach. The team was presented during halftime of the Vikings upset win over the playoff-bound Eagles and gave fans a chance to show their appreciation for their favorite players from the 32-season history of the Vikings home stadium.

VIKINGS ALL-MOA FIELD TEAM

QB.....	Daunte Culpepper, 1999-2005
RB.....	Adrian Peterson, 2007-13
RB.....	Robert Smith, 1993-2000
WR.....	Anthony Carter, 1985-93
WR.....	Cris Carter, 1990-2001
WR.....	Randy Moss, 1998-2004, '10
TE.....	Steve Jordan, 1982-94
T.....	Tim Irwin, 1981-93
T.....	Gary Zimmerman, 1986-92
G.....	Steve Hutchinson, 2006-11
G.....	Randall McDaniel, 1988-99
C.....	Matt Birk, 1998-2008


VIKINGS ALL-MOA FIELD TEAM

DE.....	Jared Allen, 2008-13
DE.....	Chris Doleman, 1985-93, '99
DT.....	John Randle, 1990-2000
DT.....	Kevin Williams, 2003-13
LB.....	Chad Greenway, 2006-13
LB.....	Ed McDaniel, 1992-2001
LB.....	Scott Studwell, 1977-90
CB.....	Carl Lee, 1983-93
CB.....	Antoine Winfield, 2004-12
S.....	Robert Griffith, 1994-2001
S.....	Joey Browner, 1983-91

VIKINGS ALL-MOA FIELD TEAM

Return Spec.....	Percy Harvin, 2009-12
Special Teams ...	Chris Walsh, 1994-2002
P.....	Chris Kluwe, 2005-12
K.....	Ryan Longwell, 2006-11
Head Coach.....	Dennis Green, 1992-2001





ANDREW SENDEJO #34

POSITION: Safety
HEIGHT/WEIGHT: 6-1/200
DOB: 9-9-87
HOMETOWN: San Antonio, TX

COLLEGE: Rice
ACQUIRED: FA for 2011
NFL SEASON: 4
VIKINGS SEASON: 3

GAMES/STARTS (regular season, playoffs)

2010 (2/0-Dall.), 2011 (3/0-Minn), 2012 (13/0, 1/0), 2013 (16/10).
Total- 34/10, 1/0 (2/0-Dall.; 32/10, 1/0-Minn.).

- Started career-best 10 games and played in all 16 in 2013.
- Had career-best 17 tackles vs. Washington (11/7/13).
- Began pro career with UFL's Sacramento Mountain Lions.

OFF THE FIELD

Took part in Vikings annual Arctic Blast snowmobile rally during the 2014 offseason...Teammates at Rice with Corey Frazier, son of former Vikings Head Coach Leslie Frazier...Earned degree in sports management from Rice...Plays guitar in his free time...Has extensive background in martial arts and his father was an instructor.

PRO Had career-best 17 tackles to lead team in win vs. Washington (11/7/13) on Thursday Night Football...Earned 1st career starts in 2013, starting 10 of the career-high 16 games he played on the season- 9 in place of Harrison Smith and 1 in place of Jamarca Sanford...Played in 13 games and the Wild Card playoff in 2012...Regular contributor on special teams...Saw action in 3 games for the Vikings in 2011...Played 2 games as a rookie in 2010 for Dallas...Began pro career with UFL's Sacramento Mountain Lions in 2010.

2013 Ranked 3rd on team and led Vikings DBs with 104 tackles despite not starting a game until the 4th week of the season and 3rd on team with 13 special teams stops...Led team with 12 tackles at Seattle (11/17)...Had 4 games with 10+ tackles...Snared 1st career INT at Baltimore (12/8)...Started and had career-high 17 tackles vs. Washington (11/7) on Thursday Night...Started on Sunday Night vs. Green Bay (10/27) and had 13 tackles...Started 1st NFL game vs. Pittsburgh (9/29) in International Series game at London...Started on Monday Night at NY Giants (10/21) in place of injured Smith...Replaced Sanford mid-game following injury vs. Cleveland (9/22).

SENDEJO'S NFL TOTALS

Year	GP/GS	Tackles			Sacks	INTs	PBU	TFL	QBH	FF/FR	Special Teams
		Solo	Asst.	Total							
2010 (Dall.)	2/0	0	0	0	0.0	0	0	0	0	0/0	1
2011 (Minn)	3/0	0	0	0	0.0	0	0	0	0	0/0	3
2012 (Minn)	13/0	0	0	0	0.0	0	0	0	0	0/0	11
Playoffs	1/0	0	0	0	0.0	0	0	0	0	0/0	2
2013 (Minn)	16/10	67	37	104	0.0	1 (1)	4	4.0	1	0/0	13
Totals	34/10	67	37	104	0.0	1 (1)	4	4.0	1	0/0	28
Playoffs	1/0	0	0	0	0.0	0	0	0	0	0/0	2

SINGLE-GAME CAREER HIGHS

Tackles.....17..... vs. Washington, 11/7/13
 Solo Tackles.....16..... vs. Washington, 11/7/13
 Interceptions.....1..... @ Baltimore, 12/8/13
 Passes Defensed.....3..... @ Baltimore, 12/8/13
 Tackles for Loss.....1..... 4 times, last vs. Philadelphia, 12/15/13
 Special Teams Tackles.....3..... vs. Chicago, 12/9/12; vs. Green Bay, 10/27/13

2012 Ranked 4th on team with 11 special teams tackles... Played in career-best 13 games and played in 1st career playoff game in Wild Card matchup at Green Bay (1/5/13)...Missed a pair of games with ankle injury in Weeks 4-5 but bounced back to play in final 11 regular season games...Had a pair of special teams stops in Wild Card playoff game.

2011 Played in 3 games with the Vikings and was inactive for 2...Played in 1st game for Vikings in his 2nd week with the team at Detroit (12/11)...Saw time in the final 2 games of season at Washington (12/24) and vs. Chicago (1/1/12)...Signed by Vikings on 11/29...Spent preseason with Dallas, released before regular season...Joined NY Jets on 9/4 and was inactive for season opener vs. Dallas (9/11)...Released by Jets and signed to their practice squad on 9/14 before his release on 9/27.

2010 Made NFL debut as a rookie with Dallas...Moved from Dallas practice squad to 53-man roster on 11/29...Played in a pair of game, notching a special teams tackle vs. Washington (12/19)...Played in 1st career game vs. Philadelphia (12/12)...Spent time with Sacramento Mountain Lions of the UFL...Tied for 2nd in UFL in tackles.

COLLEGE Ended collegiate career as an honorable mention All-Conference USA choice as a junior and senior...Left Rice ranked tied for 2nd in career tackles and tied for 7th in career INTs...Promising senior season was cut short by injury, playing in only 7 games...Notched 318 tackles, 9 INTs, 2 sacks and 7 FFs in his tenure at Rice...Started all 12 games as a true freshman en route to Freshman All-America honors.

PREP Standout in football, track and soccer at Smithson Valley High in Spring Branch, TX...Named honorable mention All-State as a junior and senior...Earned county Defensive Player of the Year as a senior.

SENDEJO'S INTERCEPTIONS

GAME at Baltimore, 12/8/13QB Joe FlaccoINTs 1 (1)



MARCUS SHERELS #35

POSITION: Cornerback

COLLEGE: Minnesota

HEIGHT/WEIGHT: 5-10/175

ACQUIRED: Rookie FA for 2010

DOB: 9-30-87

NFL SEASON: 4

HOMETOWN: Rochester, MN

VIKINGS SEASON: 4

GAMES/STARTS (regular season, playoffs)

2010 (1/0-Minn), 2011 (16/3-Minn), 2012 (16/0, 1/0), 2013 (16/4).
Total- 49/7, 1/0.

- Is only the 3rd Vikings player to have multiple punt return TDs in a career, joining David Palmer and Mewelde Moore- each with 2 scores.
- Set Vikings record with a 15.2 PR avg. in 2013, ranked 2nd-best in NFL for the season, and became the 1st Vikings PR man to have 2 returns of 50+ in a season.
- Local product attended Rochester John Marshall High and University of Minnesota.

OFF THE FIELD Earned bachelor's degree in political science in spring 2010...Aspires to attend law school after his playing career...Older brother, Mike, played LB for the Gophers from 2004-07 and captained the team as a junior and senior. He was invited to Vikings rookie mini camp for a tryout in 2008... Brother, Mike, now serves on Gophers coaching staff, coaching LBs...Earned Academic All-Big Ten as a sophomore...Joins Adam Thielen (Detroit Lakes, MN) as the only Minnesota in-state products on the Vikings roster.

PRO Started career-high 4 games in 2013...Set Vikings single-season record with a 15.2 PR avg, breaking the previous mark of 13.2 set by David Palmer in 1995...Ranks 2nd in Vikings history with a 10.3 career punt return avg. (87 for 899)...Tied for team record with 4 career PRs of 50+ and set team mark with 2 PRs of 50+ in a season...Notched the 3rd-longest PR TD in club history with 86-yarder at NY Giants (10/21)...Set Vikings single game record with 119 punt return yards on Monday Night Football at NY Giants (10/21)...Joins only David Palmer (2) and Mewelde Moore (2) as only players in team history to have multiple punt return TDs in their careers...Became the 10th player in Vikings history to return a punt for a TD with a 77-yard return for a score at Detroit (9/30/12), the 7th-longest punt return in team history and the 6th-longest PR TD in team history...Notched 1st Vikings PR TD since 2008...Set Vikings preseason record with a 109-yard KOR TD vs. Tennessee in the 2013 preseason finale at MOA Field...Worked his way up from rookie free agent to seeing game action in 2010 regular season finale at Detroit (1/2/11)...Signed as a rookie free agent on 5/4/10 after performance in Vikings rookie camp where he participated on a tryout basis.

2013 Set team record with a 15.2 avg on PRs for the season, breaking the previous mark by 2 yards per return (David Palmer, 13.2 in 1995)...Tied Vikings career record with his 2nd career PR TD, an 86-yard score at NY Giants (10/21)...Set team record for single-game PR yards with 119 at NY Giants (10/21)...Set Vikings mark with 2 PRs of 50+ yards on season and is tied for club's career record with 4 PRs of 50+ for his career...Snared 1st career INT at Baltimore (12/8)...Had a pair of 8-tackle games during season, at Dallas (11/3) and at Cincinnati (12/22)...Notched 4 tackles at Green Bay (11/24)...Started at RCB for International Series game in London vs. Pittsburgh (9/29)...Stepped in for injured Chris Cook vs. Cleveland (9/22) and tied for team-high with career-best 10 tackles, including 9 solos and led team with 4 passes defended...Had 2 tackles and a TFL vs. Green Bay (10/27) on Monday Night Football.

2012 Handled all punt return duties and tied for team-high in kickoff returns with 16...Ranked 7th in NFC in PR average at 9.0 yards per...Scored 1st career TD on a 77-yard punt return at Detroit (9/30), helping match a Vikings record with a punt return and KO return in the same game when Percy Harvin also scored on a 105-yard KOR TD...The Vikings set an NFL record by posting their 3rd all-time game with a PR TD and KO return TD in the same game in club history...His 77-yard PR TD was the 1st since 2008 for the Vikings and ranks as the 7th-longest PR in team history...Returned 16 kickoffs during the season, tied with Percy Harvin for the team-lead...Had a pair of season-long 41-yard KO return during season, vs. Detroit (11/11) and vs. Green Bay (12/30)...Along with 77-yard PR score, he notched a 25-yard PR vs. Green Bay (12/30) in regular season finale.

2011 Moved from special teams role to start 3 games as a CB or nickel back as injuries took their toll on the Vikings backfield...Handled all punt return duties and tied for 2nd on team with 16 kickoff returns...Earned 1st career start vs. Arizona (10/9), the 1st win of the season...Notched the Vikings longest punt return of season with 53-yarder vs. Detroit (9/25) and the 3rd-longest kickoff return with a 78-yarder at Carolina (10/30)...Helped Vikings post a team-record 26.9-yard kickoff return average as a team...Started other 2 games of season vs. New Orleans (12/18) and at Washington (12/24)...Notched 1st career sack against Aaron Rodgers vs. Green Bay (10/23)...Had then career-high 6 tackles vs. New Orleans (12/18)...Tied for 6th in Vikings history with 90 punt return yards in a game vs. Detroit (9/25)...Helped Vikings special teams unit lead the NFL with 3 players posting a 60+ kickoff return during the season, joining Percy Harvin (104, 103t), Lorenzo Booker (68) and adding a 78-yarder himself...Had season-high 5 punt returns vs. Oakland (11/20).

2010 Impressed the Vikings coaches enough to earn a spot on the 2010 practice squad...Released on 9/28/10 but was re-signed to the practice squad 10/13/10...Spent a total of 15 weeks on the 8-man practice squad in 2010...Signed to the Vikings' active roster on 12/31/10 and made his NFL debut in Detroit on 1/2/11.

COLLEGE Worked his way from walk-on to full-time starter as a junior and senior at CB for the Gophers...Excelled on special teams during career as a return man and in coverage...Had a pair of INTs as a junior and senior...Notched an 88-yard fumble return as a senior.

PREP Earned Honorable Mention All-State as a senior RB at Rochester John Marshall...Standout in basketball.

SPECIAL TEAMS SPARKS

Marcus Sherels teamed with Percy Harvin in a 2012 game at Detroit to match a Vikings record by scoring TDs on a punt return and kickoff return in the same game.

VIKINGS KOR AND PR TDs IN A GAME

PLAYERS, RETURNS

GAME

M. Sherels (77t PR), P. Harvin (105t KR)at Detroit, 9/30/12
M. Moore (71t PR), K. Robinson (86t KR)at NY Giants, 11/13/05
R. Moss (64t PR), R. Tate (76t KR)at Kansas City, 12/19/99

SHERELS' NFL TOTALS

Year	GP/GS	Tackles					Special				
		Solo	Asst.	Total	Sacks	INTs	PBU	TFL	QBH	FF/FR	Teams
2010 (Minn)	1/0	0	0	0	0.0	0	0	0	0	0/0	0
2011 (Minn)	16/3	20	4	24	1.0	0	3	0	0	0/0	6
2012 (Minn)	16/0	2	3	5	0.0	0	2	0	0	0/0	6
Playoffs	1/0	0	0	0	0.0	0	0	0	0	0/0	1
2013 (Minn)	16/4	39	7	46	0.0	1	14	2.0	0	1/0	7
Totals	49/7	61	14	75	1.0	1	19	2.0	0	1/0	19
Playoffs	1/0	0	0	0	0.0	0	0	0	0	0/0	1

	PR	Punt Returns				Kickoff Returns					
		FC	Yds	Avg	Long	TD	KOR	Yds	Avg	Long	TD
2011 (Minn)	33	20	277	8.4	53	0	16	445	27.8	78	0
2012 (Minn)	32	27	287	9.0	77t	1	16	422	26.4	41	0
Playoffs	3	5	25	8.3	17	0	2	60	30.0	37	0
2013 (Minn)	22	26	335	15.2	86t	1	0	0	0.0	0	0
Totals	87	73	899	10.3	86t	2	32	867	27.1	78	0
Playoffs	3	5	25	8.3	17	0	2	60	30.0	37	0

SINGLE-GAME CAREER HIGHS

Punt Returns 4 @ NY Giants, 10/21/13
 Punt Return Yards 119 @ NY Giants, 10/21/13
 Long Punt Return 86t @ NY Giants, 10/21/13
 Kickoff Returns 5 vs. Denver, 12/4/11
 Kickoff Return Yards 124 vs. Green Bay, 12/30/12
 Long Kickoff Return 78 @ Carolina, 10/30/11
 Tackles 10 vs. Cleveland, 9/22/13
 Sack 1.0 vs. Green Bay, 10/23/11
 Tackle For Loss 1.0 vs. Green Bay, 10/23/11;
 vs. Green Bay, 10/27/13
 QB Hurries 2 @ St. Louis, 12/16/12
 Pass Defensed 4 vs. Cleveland, 9/22/13

SHERELS' TOUCHDOWNS		
GAME		PLAY
@ Detroit, 9/30/12	77-yd punt return	
@ NY Giants, 10/21/13	86-yd punt return	
Total		2

SHERELS' SACK		
GAME	QB	SACK
vs. Green Bay, 10/23/11	Aaron Rodgers	1.0

SHERELS' INTERCEPTION		
GAME	QB	INT
@ Baltimore, 12/8/13	Joe Flacco	1 (0)
Total		1 (0)

FOR THE RECORD

Marcus Sherels set the Vikings record for punt return yardage in a game at the NY Giants (10/21/13) on Monday Night Football. Sherels notched an 86-yard TD in the game, the 3rd-longest punt return in team history, en route to breaking the team record for yards in a game that had stood since 1968. He tied the team record in the game with his 2nd career PR TD.

VIKINGS PR YARDS IN A GAME	
PLAYERS, GAME	YARDS
Marcus Sherels, at NY Giants, 10/21/13	119
Charlie West, vs. Washington, 11/3/68	107
Leo Lewis, vs. Tampa Bay, 10/1/89	101

ACTIONS SPEAK LOUDER THAN WORDS

Marcus Sherels has made a splash in the Vikings record book in his 3 seasons as the primary punt return man. He is tied for the team record with 2 PR TDs in his career with Mewelde Moore and David Palmer.


VIKINGS SINGLE-SEASON PUNT RETURN AVERAGE	
PLAYER, SEASON, RETS/YDS	AVG
Marcus Sherels, 2013, 22/335	15.2
David Palmer, 1995, 26/342	13.2
David Palmer, 1997, 34/444	13.1

VIKINGS CAREER PUNT RETURN AVERAGE	
PLAYER, RETS/YDS	AVG
Mewelde Moore (74/768)	10.4
Marcus Sherels (87/899)	10.3
David Palmer (162/1,610)	9.9
Billy Butler (55/545)	9.9

VIKINGS CAREER PUNT RETURNS OF 50+ YARDS	
PLAYER	50+ RETURNS
Marcus Sherels	4
David Palmer	4
Leo Lewis	3
Charlie West	3

PUNT RETURN TDs IN VIKINGS HISTORY	
Marcus Sherels, at NY Giants (10/21/13)	86t
Marcus Sherels, at Detroit (9/30/12)	77t
Bernard Berrian, at Arizona (12/14/08)	82t
Mewelde Moore, vs. New England (10/30/06)	71t
Mewelde Moore, at NY Giants (11/13/05)	71t
Nate Burleson, at Indianapolis (11/8/04)	91t
Randy Moss, at Kansas City (12/12/99)	64t
David Palmer, at NY Giants (9/29/96)	69t
David Palmer, at Detroit (11/23/95)	74t
Leo Lewis, vs. Atlanta (11/22/87)	78t
Charlie West, vs. Washington (11/3/68)	98t
Billy Butler, vs. San Francisco (9/29/63)	60t
Hugh McElhenny, at Chicago (12/17/61)	81t

LONGEST PUNT RETURNS IN VIKINGS HISTORY	
Charlie West, vs. Washington (11/3/68)	98t
Nate Burleson, at Indianapolis (11/8/04)	91t
Marcus Sherels, at NY Giants (10/21/13)	86t
Bernard Berrian, at Arizona (12/14/08)	82t
Bob Grim, vs. NY Giants (11/5/67)	81
Hugh McElhenny, at Chicago (12/17/61)	81t
Leo Lewis, vs. Atlanta (11/22/87)	78t
Marcus Sherels, at Detroit (9/30/12)	77t



JEROME SIMPSON #81

POSITION: Wide Receiver
HEIGHT/WEIGHT: 6-2/190
DOB: 2-4-86
HOMETOWN: Reidsville, NC

COLLEGE: Coastal Carolina
ACQUIRED: FA (Cinn) for 2012
NFL Season: 7
VIKINGS SEASON: 3

GAMES/STARTS (regular season, playoffs)

2008 (6/1-Cinn), 2009 (2/0-Cinn), 2010 (5/3-Cinn), 2011 (16/14, 1/1-Cinn), 2012 (12/10, 1/1), 2013 (16/8). **Total-** 57/36, 2/2 (28/18, 1/1-Minn; 29/18, 1/1-Cinn).

- Logged one of the NFL's greatest plays when he flipped over a Cardinals defender at the goal line and perfectly stuck the landing for a TD.
- Set career high in receiving yards in 2013 with 726.
- Helped Reidsville High to state titles in football, basketball and ran on state championship relay team in track, entering the school's inaugural Hall of Fame class during the 2013 season.

OFF THE FIELD Active with charities and events to benefit people with disabilities...Enjoys the outdoors by hunting, fishing and hiking in his free time...Avid bowler, organizing team bowling outings and competitions...Has hosted football camps for kids in his hometown each year he has been in the NFL...Is an only child...Started designing and making his own clothes during the 2013 offseason, printing patterns and sewing the garments...Majored in recreation/sports management at Coastal Carolina...Coaches youth soccer team in Minnesota during the offseason.

PRO Set career high in receiving yards in 2013 and fell 2 catches shy of his career best in receptions...Caught 1st TD as a Viking at Baltimore (12/8/13)...Has caught a pass in 27 of the 28 games he has played with the Vikings...Has a streak of 26 consecutive games with a catch with the Vikings, including playoffs...Joined Vikings on 4/26/12 as a free agent...Had breakout season with Cincinnati in 2011 with career-best 50 catches, 725 yards and 4 TDs...Ranked 2nd on Bengals squad in receiving yards and TDs and 3rd in receptions...Has notched 5 career 100+ receiving yardage days...Caught 1st 2 career TDs vs. San Diego (12/26/10)...Originally drafted by Cincinnati in 2nd round (#46 overall) in 2008.

2013 Set career best with 726 receiving yards and his 48 catches were 2 shy of his career best...Hauled in 1st TD as a Viking at Baltimore (12/8) on an 8-yard pass from Matt Cassel...Notched 2nd 100-yard receiving day in the opening 4 games during International Series game vs. Pittsburgh (9/29) at London, going for 124 yards on 7 catches and recovered a key Vikings fumble for a 1st down...Had best game as a Viking in season opener at Detroit (9/8), hauling in 7 passes for 140 yards, the 5th-best receiving performance on opening day in Vikings history and his 2nd-best yardage day of his career, reeling in long catches of 47 and 44 yards...Hauled in 37-yarder at Chicago (9/15)...Caught 2 passes for 54 yards with a team-long 31-yard reception at Green Bay (11/24).

2012 Saw time in 12 games with 10 starts and started the Wild Card playoff game at Green Bay (1/5/13)...Hampered early in season with 3-game suspension to start the season and inactive for Week 6 game with injury...Rebounded to catch a pass in each of the final 10 games and Wild Card game...Had season-best 50 yards in 1st game he played as a Viking at Detroit (9/30)...Hauled in season-long 33-yard pass vs. Tampa Bay (10/25)...Caught season-high 4 passes in games at Detroit (9/30), at St. Louis (12/16) and at Houston (12/23)- all wins...

Started 1st game as a Viking in his 1st game eligible to play, at Detroit (9/30).

2011 Saw time in all 16 regular season games with 14 starts and opened AFC Wild Card Playoff game at Houston...Played in 1st career post-season game in Wild Card...Hauled in career-highs in catches (50) and receiving TDs (4)...Had 3 games over the 100-yard mark, including a career-best 152-yard day at Baltimore (11/20)...Snared career-long 84-yard catch at Denver (9/18), en route to a 136-yard effort for the game...Caught a pass in 14 of the 16 regular season games and the playoff contest...Ranked 2nd among Bengals in receiving yards (725) and TDs (4)...Had a highlight for the ages vs. Arizona (12/24) when he somersaulted over LB Daryl Washington at the goal line and stuck the landing in the end zone for a 19-yard TD in the Bengals win...Converted 34 of his 50 receptions into 1st downs.

2010 Saw extensive time late in season, starting final 3 games of season after injuries sidelined Bengals top WRs Terrell Owens and Chad Ochocinco...Played in season opener and 1 more game early in season before being inactive for 10 games and dressed but did not play in another...Scored 3 TDs in final 2 games of season and had back-to-back 100+ yard games...Caught 1st 2 career TDs vs. San Diego (12/26), notching his 1st NFL score on a 10-yarder and snaring a 59-yarder later in the game en route to a 124-yard performance, his 1st career 100+ game...Posted career-best 12 catches at Baltimore (1/2/11), going for 123 yards...His 12-catch effort fell just shy of the Bengals franchise record of 13 receptions in a game...Wrapped up season with an 11-yard score at Baltimore (1/2/11).

2009 Played in a pair of games late in the season...Saw time at San Diego (12/20) and at NY Jets (1/3/10) in regular season finale...Was inactive for other 14 games during season.

2008 Played in 6 games as a rookie...Notched 1st career start at Indianapolis (12/7)...Caught 1st career pass vs. Pittsburgh (10/19), reeling in a 2-yard pass and returned a kickoff for 8 yards on special teams...Inactive for 8 games on season and did not play in 2 others...Led club in receptions during preseason action...Was drafted in 2nd round (#46 overall).

COLLEGE Helped upstart Coastal Carolina program get on the map from 2004-07...Coastal played football for the 1st season in 2003...Enjoyed breakout junior season when he led the Big South Conference with 1,077 receiving yards and 16 TDs...Played with former Vikings draft pick QB Tyler Thigpen during Coastal Carolina career...Earned Big South Freshman of the Year in 2004...Excelled in track, setting Coastal Carolina school records in high jump and long jump...Ran on 4x100 relay that went to 2007 NCAA Outdoor Championships.

PREP Was runner-up for North Carolina Mr. Football honors as a senior at Reidsville High...Selected to North Carolina Shrine Game...Led football team to consecutive state titles as a junior and senior...As a senior, set title-game record with 13 catches for 133 yards and threw a 62-yard TD pass...Keyed school to 1st-ever basketball state title as a senior where he earned MVP of the championship game...Ran on state-championship 4x400 relay team.

SIMPSON'S NFL TOTALS

Year	GP/GS	No.	RECEIVING			
			Yds.	Avg.	Lg	TD
2008 (Cinn).....	6/1	1	2	2.0	2	0
2009 (Cinn).....	2/0	0	0	0.0	0	0
2010 (Cinn).....	5/3	20	277	13.9	59t	3
2011 (Cinn).....	16/14	50	725	14.5	84	4
Playoffs.....	1/1	3	33	11.0	16	0
2012 (Minn).....	12/10	26	274	10.5	33	0
Playoffs.....	1/1	2	21	10.5	13	0
2013 (Minn).....	16/8	48	726	15.1	51	1
Totals.....	57/36	145	2,004	13.8	84	8
Playoffs.....	2/2	5	54	10.8	16	0

SINGLE-GAME CAREER HIGHS

Receptions.....12..... @ Baltimore, 1/2/11

Receiving Yards152..... @ Baltimore, 11/20/11

Long Reception84..... @ Denver, 9/18/11

TD Receptions2..... vs. San Diego, 12/26/10

SIMPSON'S CAREER GAME-BY-GAME (*-starts)

Year	Opponent	No	Yds	Avg.	Lg	TD
2008	9/7..... @ Baltimore	0	0	0.0	0	0
	9/14..... Tennessee	0	0	0.0	0	0
	9/28..... Cleveland	0	0	0.0	0	0
	10/19..... Pittsburgh	1	2	2.0	2	0
	11/30..... Baltimore	0	0	0.0	0	0
	12/7..... @ Indianapolis*	0	0	0.0	0	0
Total		1	2	2.0	2	0
2009	12/20..... @ San Diego	0	0	0.0	0	0
	1/3/10..... @ NY Jets	0	0	0.0	0	0
Total		0	0	0.0	0	0
2010	9/12..... @ New England	0	0	0.0	0	0
	10/10..... Tampa Bay	0	0	0.0	0	0
	12/19..... Cleveland*	2	30	15.0	15	0
	12/26..... San Diego*	6	124	20.7	59t	2
	1/2/11..... @ Baltimore*	12	123	10.3	21	1
Total		20	277	13.9	59t	3
2011	9/11..... @ Cleveland*	4	44	11.0	20	0
	9/18..... @ Denver*	4	136	34.0	84	0
	9/25..... San Francisco	1	6	6.0	6	0
	10/2..... Buffalo*	3	26	8.7	17	0
	10/9..... @ Jacksonville*	4	40	10.0	17	0
	10/16..... Indianapolis	6	101	16.8	32	0
	10/30..... @ Seattle*	1	14	14.0	14t	1
	11/6..... @ Tennessee*	3	43	14.3	18	1
	11/13..... Pittsburgh*	0	0	0.0	0	0
	11/20..... @ Baltimore*	8	152	19.0	47	0
	11/27..... Cleveland*	2	15	7.5	9	0
	12/4..... @ Pittsburgh*	0	0	0.0	0	0
	12/11..... Houston*	2	38	19.0	21	1
	12/18..... @ St. Louis*	2	14	7.0	10	0
	12/24..... Arizona*	5	42	8.4	19t	1
	1/1/12..... Baltimore*	5	54	10.8	23	0
Total		50	725	14.5	84	4
PLAYOFFS						
	1/7/12..... @ Houston*	3	33	11.0	16	0

SIMPSON'S TOUCHDOWNS

GAME	PLAY
vs. San Diego, 12/26/10.....	10 pass, 59 pass from C. Palmer
@ Baltimore, 1/2/11.....	11 pass from C. Palmer
@ Seattle, 10/30/11.....	14 pass from A. Dalton
@ Tennessee, 11/6/11.....	15 pass from A. Dalton
vs. Houston, 12/11/11.....	17 pass from A. Dalton
vs. Arizona, 12/24/11.....	19 pass from A. Dalton
@ Baltimore, 12/8/13.....	8 pass from M. Cassel
Total.....	8

SIMPSON'S 100-YARD GAMES

Game	Yards/Rec/TDs
vs. San Diego, 12/26/10.....	124/6/2
@ Baltimore, 1/2/11.....	123/12/1
@ Denver, 9/18/11.....	136/4/0
Indianapolis, 10/16/11.....	101/6/0
@ Baltimore, 11/20/11.....	152/8/0
@ Detroit, 9/8/13.....	140/7/0
vs. Pittsburgh, 9/29/13.....	124/7/0

Year	Opponent	No	Yds	Avg.	Lg	TD
2012	9/9..... Jacksonville	suspended				
	9/16..... @ Indianapolis	suspended				
	9/23..... San Francisco	suspended				
	9/30..... @ Detroit*	4	50	12.5	27	0
	10/7..... Tennessee*	0	0	0.0	0	0
	10/14..... @ Washington	inactive				
	10/21..... Arizona*	1	8	8.0	8	0
	10/25..... Tampa Bay*	2	37	18.5	33	0
	11/4..... @ Seattle	1	14	14.0	14	0
	11/11..... Detroit*	3	28	9.3	17	0
	11/25..... @ Chicago*	1	1	1.0	1	0
	12/2..... @ Green Bay*	2	25	12.5	18	0
	12/9..... Chicago	1	13	13.0	13	0
	12/16..... @ St. Louis*	4	27	6.8	13	0
	12/23..... @ Houston*	4	32	8.0	17	0
	12/30..... Green Bay*	3	39	13.0	21	0
Total		26	274	10.5	33	0
PLAYOFFS						
	1/5/13..... @ Green Bay*	2	21	10.5	13	0

Year	MINNESOTA	No.	Yards	Avg.	Long	TD
2013	9/8 @ Detroit*	7	140	20.0	47	0
	9/15 @ Chicago*	2	49	24.5	37	0
	9/22 Cleveland*	3	29	9.7	15	0
	9/29 Pittsburgh*	7	124	17.7	51	0
	10/13 Carolina*	4	30	7.5	15	0
	10/21 @ NY Giants	3	32	10.7	18	0
	10/27 Green Bay*	1	18	18.0	18	0
	11/3 @ Dallas*	2	24	12.0	17	0
	11/7 Washington*	4	45	11.3	25	0
	11/17 @ Seattle	1	1	1.0	1	0
	11/24 @ Green Bay	2	54	27.0	31	0
	12/1 Chicago	3	76	25.3	32	0
	12/8 @ Baltimore	4	48	12.0	27	1
	12/15 Philadelphia	1	19	19.0	19	0
	12/22 @ Cincinnati	1	8	8.0	8	0
	12/29 Detroit*	3	29	9.7	14	0
Totals		48	726	15.1	51	1



HARRISON SMITH #22

POSITION: Safety
HEIGHT/WEIGHT: 6-2/214
DOB: 2-2-89
HOMETOWN: Knoxville, TN

COLLEGE: Notre Dame
ACQUIRED: D1b (#29) for 2012
NFL SEASON: 3
VIKINGS SEASON: 3

GAMES/STARTS (regular season, playoffs)

2012 (16/16, 1/1), 2013 (8/7). Total-24/23, 1/1.

- Earned **All-Rookie** honors in 2012 and tied for Vikings rookie record with a pair of INT return TDs on the season.

- Is 1-of-4 DBs drafted in 1st Round by the Vikings- joining Joey Browner, Dewayne Washington and teammate Xavier Rhodes.

OFF THE FIELD Graduated with a management-entrepreneurship degree in 2011 and was enrolled in graduate studies program during the 2011 season...His aunt, Elaine Hendrix, is an actress and has appeared in such films and shows as Friends, NCIS, and The Parent Trap...Active with hospital visits to the U of M Amplatz Children's Hospital and assisted with the Greenway Gridiron Gallop 5k race on Father's Day.

HONORS Named **All-Rookie** in 2012 by Pro Football Weekly/PFWA and National Football Post...Voted by teammates as Vikings Children's Fund Rookie of the Year in 2012.

PRO Placed on injured reserve for recall following game vs. Carolina (10/13/13) where he suffered toe injury, missing 8 games and returning for the final 3 contests of the season, helping the club go 2-1 down the stretch...Earned **All-Rookie** honors in 2012...Tied Vikings rookie record with 2 INT return TDs on the season and was 1 shy of the team record for a season...Returned 2 of his opening 3 NFL INTs for TDs...Became 1st Vikings rookie safety to start all 16 games in a season...Selected #29 overall in 2012 by the Vikings...Became just the 3rd Notre Dame player and 3rd DB chosen by the Vikings in the 1st round in team history.

2013 Averaged over 8 tackles per game, notching 66 in 8 games played...Returned to the field for the final 3 games of regular season, coming back vs. Philadelphia (12/15) in upset win over playoff-bound Eagles...Vikings went 2-1 in final 3 games of season...Missed 8 games as he recovered from injury yet finished 5th on team in tackles...Suffered injured toe vs. Carolina (10/13) and was placed on injured reserve for recall...Grabbed 2nd INT in consecutive games vs. Cleveland (9/22)...Snagged 1st INT of season at Chicago (10/15) when he picked off Jay Cutler...Started season opener at Detroit (9/8) and led DBs with 10 tackles...Intercepted multiple passes (2) for the second time in his career, finishing second on the team.

2012 Impact rookie had record-setting debut...Started all 16 games and Wild Card playoff game...Tied Vikings rookie record with 2 INT-return TDs and was 1 shy of overall club record for

a season...Ranked tied for 3rd in NFL with pair of INT-return scores and ranked 2nd among NFL rookies...Led all NFL safeties with 2 INTs return TDs...Ranked 2nd on team with 129 tackles and led team with 87 yards on INT returns while matching the team-high with 3 INTs...Set Vikings record with 16 starts by a rookie safety, passing previous high of 14 by Chuck Lamson in 1962...Ranks 3rd in INT return yards by a Vikings rookie...Had 10+ tackles in 5 games on the season and season-high 12 stops at Green Bay (12/2) and at St. Louis (12/16)...Notched lone sack at Houston (12/23), catching Matt Schaub.

COLLEGE Started in 47 of his 51 collegiate contests...Is the only player in Irish history to register more than 200 tackles (309), 15 TFLs (18.5) and 15 pass breakups (28) in a career...Was the lone captain of the 2011 Fighting Irish, an honor that has only been bestowed on 4 players at Notre Dame in the past 40 years...Split time at Notre Dame at outside linebacker and safety...Made 15 starts at LB before making the full-time switch to safety 6 games into the 2009 season...Started final 38 games...Ranks 2nd in ND history with 28 career pass breakups...Is 9th all-time with 309 career tackles...Had 3 INTs vs. Miami in 2010 Sun Bowl, setting ND single-game record.

PREP Named the Gatorade Player of the Year in Tennessee in 2006...Attended Knoxville Catholic High School...Honored as 2006 American General Tennessee Mr. Football Back of the Year after rushing for 1,340 yards and 19 TDs...Named 2006 Tennessee Class 3A All-State DB...East Tennessee HS Player of the Year in 2007...Earned Tennessee Class 3A 1st-team All-State honors as a junior...Played basketball.



Harrison Smith and teammates helped with another home field advantage at the Vikings annual playground build at the Laney School in Minneapolis.

SMITH'S NFL TOTALS

Year	GP/GS	Tackles								Special	
		Solo	Asst.	Total	Sacks	INTs	PBU	TFL	QBH	FF/FR	Teams
2012 (Minn).....	16/16	79	50	129	1.0	3 (87)	13	2.0	5	1/1	9
Playoffs.....	1/1	7	1	8	0.0	0	0	2.0	0	0/0	0
2013 (Minn).....	8/7	50	16	66	0.0	2 (4)	3	2.0	0	1/1	5
Totals	24/23	129	66	195	1.0	5 (91)	16	4.0	5	2/2	14
Playoffs.....	1/1	7	1	8	0.0	0	0	2.0	0	0/0	0

SINGLE-GAME CAREER HIGHS

Tackles.....12..... @ Green Bay, 12/2/12; @ Houston, 12/23/12
 Solo Tackles.....10..... vs. Tampa Bay, 10/25/12
 Interception1..... 5 times, last vs. Cleveland, 9/22/13
 Sack1.0..... @ Houston, 12/23/12
 Tackles For Loss.....1.0..... @ Chicago, 11/25/12; @ Houston, 12/23/12
 QB Hurries4..... @ Houston, 12/23/12
 Passes Defensed3..... @ Detroit, 9/30/12
 Forced Fumble.....1..... @ Houston, 12/23/12
 Fumble Recovery.....1..... vs. Tennessee, 10/7/12; @ Detroit, 9/8/13

SMITH'S TOUCHDOWNS


GAME	PLAY
vs. Arizona, 10/21/12	31 INT return
vs. Chicago, 12/9/12	56 INT return
Total	2

SMITH'S INTERCEPTIONS

GAME	QB	INT (Yds)
vs. Arizona, 10/21/12	John Skelton	1 (31t)
@ Green Bay, 12/2/12	Aaron Rodgers	1 (0)
vs. Chicago, 12/9/12	Jay Cutler	1 (56t)
@ Chicago, 9/15/13	Jay Cutler	1 (0)
vs. Cleveland, 9/22/13	Brian Hoyer	1 (4)
Total		5 (91)

SMITH'S SACK

GAME	QB	SACK
@ Houston, 12/23/12	Matt Schaub	1.0
Total		1.0



RODNEY SMITH #83

POSITION: Wide Receiver
HEIGHT/WEIGHT: 6-5/220
DOB: 3-11-90
HOMETOWN: Miami, FL

COLLEGE: Florida State
ACQUIRED: Rookie FA for 2013
NFL SEASON: 2
VIKINGS SEASON: 2

GAMES/STARTS (regular season, playoffs)

2013 (4/0). Total- 4/0

- Began 2013 season on practice squad before making move to 53-man roster after 5 weeks.
- Saw action in 4 games and notched a pair of special teams tackles during his rookie campaign.

OFF THE FIELD Graduated with a degree in sociology from FSU...Is the oldest of 5 children...Enjoys playing chess and played in chess club during elementary and middle school...First job as a teenager was working in a clinic.

PRO Saw time in 4 games during rookie season...Had 2 special teams tackles in 2013...Began rookie season on practice squad...Joined Vikings as an undrafted free agent following 2013 Draft...Joined 3 fellow rookie Seminoles who went to camp with Vikings in 2013 along with a pair of veteran FSU players.

SMITH'S NFL TOTALS

Year	GP/GS	No.	RECEIVING				TD	STT
			Yds.	Avg.	Lg	TD		
2013	4/0	0	0	0.0	0	0	2	
Total	4/0	0	0	0.0	0	0	2	

SINGLE-GAME CAREER HIGHS

Special Teams Tackles2..... vs. Philadelphia, 12/15/13

2013 Began season on practice squad but signed to regular roster after 5 weeks...Notched a pair of special teams tackles during the season...Played in 1st career game at Dallas (11/3)... Had both special teams stops vs. Philadelphia (12/8)...Released by Vikings on 8/31 in final roster cuts...Signed to practice squad on 9/1...Joined Vikings as a rookie free agent on 5/3.

COLLEGE Started 34 of the 48 career games he played at FSU...Set school record with a catch in 39 straight games... Ended career with 106 catches for 1,540 yards and 10 TDs.

PREP Earned All-Dade County honors at Archbishop Carroll High in Miami as a senior from Miami Herald...Played in Dade-Broward All-Star game as a senior in football...Standout WR despite playing in a primarily running offense...Competed in track, basketball and played soccer for 1 year...Excelled in long jump, 200m, 400m and 4x400 relay...Advanced to regional meet in 200 and 400.



ROBERT STEEPLES #26

POSITION: Cornerback
HEIGHT/WEIGHT: 6-1/195
DOB: 11/27/89
HOMETOWN: St. Louis, MO

COLLEGE: Memphis
ACQUIRED: FA for 2013
NFL SEASON: 1
VIKINGS SEASON: 1

GAMES/STARTS (regular season, playoffs) 2013 (2/0). Total 2/0.

- Moved from practice squad to Vikings 53-man roster for the final 3 weeks of his rookie 2013 season, making NFL debut vs. Philadelphia (12/15/13).
- Transferred from Missouri to Memphis for his senior season.

OFF THE FIELD Earned bachelor's degree in business from Missouri and enrolled in graduate studies at Memphis...Earned his degree before his senior season which allowed him to transfer and not sit out the 2012 season at Memphis.

PRO Saw action in 2 games as a rookie with the Vikings...Spent 12 weeks on Vikings practice squad before being promoted to 53-man roster...Originally joined his hometown team, the St. Louis Rams, as a rookie free agent in 2013 and spent training camp and preseason with the club.

2013 Played in 1st career regular season game vs. Philadelphia (12/15) in Vikings upset win over the playoff bound Eagles...Saw action in regular season finale vs. Detroit (12/29)...Joined

Vikings practice squad on 9/11, leading into the 2nd week of the regular season...Spent 12 weeks on Vikings practice squad before being moved up on 12/14...Went to training camp and participated in preseason with St. Louis...Joined Rams as a rookie free agent on 5/9, was released on 8/26.

COLLEGE Played 1 season at Memphis after beginning his collegiate career at Missouri, playing for the Tigers from 2008-11...Earned bachelor's degree from Mizzou before transferring to Memphis so he did not have to sit out a season per transfer rules...Started 10 of the 12 games he played at Memphis...Scored on a 27-yard fumble recovery against UCF in 2012...Tied for Memphis lead with 5 passes defended and 3 fumble recoveries...Started 1st career game as a junior with Missouri against Arizona State in 2011...Helped Missouri advance to Independence Bowl and top North Carolina...Notched a sack and forced fumble against Colorado in 2009.

PREP Helped DeSmet Jesuit in St. Louis win Class 6 state title in 2005...Excelled on defense and in special teams return game...Ranked by Rivals as the #8 prospect in the state of Missouri...Tabbed as an all-state CB as a senior.



JOHN SULLIVAN #65

POSITION: Center
HEIGHT/WEIGHT: 6-4/301
DOB: 8-8-85
HOMETOWN: Old Greenwich, CT

COLLEGE: Notre Dame
ACQUIRED: D6a (#187) for 2008
NFL SEASON: 7
VIKINGS SEASON: 7

GAMES/STARTS (regular season, playoffs)

2008 (16/0, 1/0), 2009 (16/16, 2/2), 2010 (14/14), 2011 (15/15), 2012 (16/16, 1/1), 2013 (16/16). Total- 93/77, 4/3.

- Vikings full-time starter at center since 2009.
- 3-time state wrestling champion as a prep in Connecticut.
- Named Vikings Man of the Year for 2013 in recognition of his generosity and community outreach efforts.

OFF THE FIELD Married in 2014 offseason...Named **2013 Vikings Man of the Year** for his community works...Donated generously for a new playground in spring 2013 and has consistently been active in Twin Cities community with visits to the University of Minnesota Amplatz Children's Hospital...Sully's Playground at the hospital had ribbon-cutting in June 2013...Avid sporting clays shooter at Minnesota Horse and Hunt Club, competing in league shooting events...Graduated with degree in marketing in spring semester 2007 and played his senior season at Notre Dame in graduate studies...Attended same high school as former 49ers great Steve Young...Excelled in wrestling, winning heavyweight state titles as a sophomore, junior and senior and placed 7th in national meet.

HONORS Vikings 2013 Man of the Year...Named 2012 All-Pro by Pro Football Weekly.

PRO Earned All-Pro honors from Pro Football Weekly and received votes in Associated Press All-Pro voting in 2012...Helped pave the way for Adrian Peterson to run for NFL MVP honors and Offensive Player of the Year with 2nd-best in NFL history 2,097 rushing yards...Part of Vikings line in 2012 that started every game as a unit...Agreed to long-term contract extension late in the 2011 season...Helped Peterson rush for 1,000+ yards and 12+ TDs in 2009 and 2010, including team-record 18 TDs in 2009...Held down middle of the Vikings line in 2009, his 1st season as a starter, opening all 16 games and both playoff contests...Was the 4th C drafted in 2008...The last Notre Dame C the Vikings drafted was Dave Huffman, #43

CENTER OF ATTENTION

John Sullivan enters 2014 with 77 career starts under his belt and is climbing the list among some of the great centers in team history.

CAREER STARTS BY VIKINGS CENTERS

PLAYER	STARTS
Mick Tingelhoff	240
Matt Birk	123
Dennis Swilley	101
Jeff Christy	92
Kirk Lowdermilk	86
John Sullivan	77

in 1979...The last Irish player selected by the Vikings before Sullivan was Vikings Radio Network color analyst Pete Berlich, #211 in 1994...Recruited to Notre Dame and played his freshman and sophomore seasons under former Vikings assistant coach Tyrone Willingham.

2013 Helped Peterson rush for 1,266 yards and 10 TDs, his 6th career 1,000-yard campaign...Snapped to 3 different starting QBs during season...Helped backup RB Matt Asiata tie Vikings record with 3 rushing TDs in a game vs. Philadelphia (12/15) when Peterson and Gerhart were inactive for the game with injuries...Started 5th straight season opener at Detroit (9/8)...Blocked for 100-yard game by Adrian Peterson at Chicago (9/15)...Helped Vikings rush for 232 yards at Green Bay (11/24), paving way for Peterson to post 146 and Toby Gerhart to go for 91 yards.

2012 Earned postseason honors from Pro Football Weekly as an **All-Pro** choice...Garnered votes in Associated Press **All-Pro** balloting...Opened all 16 games and Wild Card playoff matchup...Helped Peterson run for 2,097 yards, the 2nd-best total in NFL history en route to earning NFL MVP honors and Offensive Player of the Year...Part of offensive line that earned the Madden Most Valuable Protectors Award for 3 games during the season- vs. Detroit (11/11), vs. Chicago (12/9) and vs. Green Bay (12/30)...Helped Peterson tie his own team record with 10 games with 100+ rushing yards and set team record with 2 games of 200+...Peterson was named NFC Offensive Player of the Week vs. Arizona (10/21), vs. Chicago (12/9) and NFC Offensive Player of the Month for December when he set an NFL record for most rushing yards in a month...Helped team rush for 2,634 yards on the season to tie franchise record.

2011 Opened the 15 games he played...Helped Adrian Peterson break the 100-yard mark 2 times during the season, Toby Gerhart record his 1st career 100-yard rushing game and QB Joe Webb to go for 100+ yards...Paved way for Vikings rushing offense to rank #4 in the NFL, averaging 144.9 yards per game...Peterson broke the Vikings career rushing TDs record.

2010 Battled back from injuries to start 14 games...Snapped to 3 different starting QBs during the season- Brett Favre, Tarvaris

Jackson and Joe Webb...Missed game at NY Jets (10/11) and vs. Dallas (10/17)...Fought through calf injury during preseason and early season, but rebounded to start final 12 games of season...Helped Peterson rush for 1,298 yards, the 5th-best single-season mark in team history...For the final 5 games of the season, he anchored a line that had a rookie LG, Chris DeGeare, and newly-tapped starter, Ryan Cook, at RC after injuries to regular starters Steve Hutchinson and Anthony Herrera.

2009 Had impressive debut season as a starter, starting every game during the regular season and playoffs...Helped Vikings offense rank #5 in the NFL and ranked #8 in passing offense, a 17-position jump from the previous season...Paved the way for Adrian Peterson to rush for 1,383 yards and set a Vikings record with 18 rushing TDs...Protected QB Brett Favre, who joined the team following training camp, to post his best statistical season...Along with rookie RT Phil Loadholt, made debut as a starter along the line.

2008 Played in all 16 regular season games and the Wild Card Playoff contest vs. Philadelphia (1/4/09)...Saw time on special teams as part of kickoff return unit.

COLLEGE Starter in BCS Bowl games as a sophomore and junior, opening the Sugar Bowl vs. LSU as a junior and Fiesta Bowl vs. Ohio State as a sophomore...Guided Irish to 10-3 mark in 2006 and 9-3 record in 2005...Played final 3 seasons in South Bend under former New England Patriots offensive coordinator Charlie Weiss...Played in 47 and started 43 games for the Irish...Paved the way for a 1,000-yard rusher as a sophomore and junior and protected Brady Quinn as a sophomore and junior as he threw for 3,000 yards...Served as 1 of 5 Irish captains as a senior...Preseason All-American choice by Street & Smith as a senior...Started all 12 games as a sophomore.

PREP Named Gatorade's Connecticut Player of the Year as a senior at Greenwich High...Named All-American by SuperPrep and Parade while earning 2nd-team notice by *USA Today* and ESPN.com...Selected to U.S. Army All-America Bowl game in San Antonio...Helped team to 12-1-1 mark as a senior and a berth in the state title game...Posted 138-6 record as a heavy-weight wrestler, winning 3 state championships.



ADAM THIELEN #19

POSITION: Wide Receiver
HEIGHT/WEIGHT: 6-2/195
DOB: 8/22/90
HOMETOWN: Detroit Lakes, MN

COLLEGE: Minnesota State-Mankato
ACQUIRED: UDFA for 2013
NFL SEASON: 1
VIKINGS SEASON: 1

GAMES/STARTS (regular season, playoffs)

2013 (PS-Minn). Total- 0/0 (PS-Minn).

- Local product spent entire rookie season on Vikings practice squad after joining team as a rookie free agent.
- Played collegiate football at Minnesota State-Mankato, the annual site of Vikings training camp.

OFF THE FIELD

Majored in management and earned bachelor's degree from MSU...Got engaged during rookie season...Joins Marcus Sherels (Rochester) as the only Minnesotans on the Vikings roster in 2014.

PRO

Continued to develop throughout rookie season and spent all 16 weeks on Vikings practice squad...Earned invitation to continue with team following 2013 Vikings rookie camp and earned rookie free agent contract...Competed in scouting regionals in Chicago and Dallas that led to his invite to the Vikings rookie camp as a rookie in 2013.

2013 Earned practice squad position throughout entire rookie campaign...Saw preseason action with Vikings at WR and on special teams...Was signed to rookie free agent contract following Vikings rookie camp when unsigned rookies are invited to practice with draft choices and rookie free agent signings to showcase their ability.

COLLEGE

Started 37 of his 46 career games at MSU-Mankato...Ended college career ranked #2 in school history in receptions (198), 3rd in receiving yards (2,802), 3rd in receiving TDs (20), 3rd in punt return yards (582) and 3rd in punt returns (57)...Had 74 receptions for 1,176 yards and 8 TDs as a senior...Named 1st-Team All-Northern Sun Conference South Division as as senior and 2nd-Team as a junior...Helped lead the Mavericks to a 13-1 record and a national semi-final berth as a senior.

PREP

Standout at Detroit Lakes High in northern Minnesota...Helped team to a 9-1 mark as a senior and named All-State...Member of Lakers state championship golf team.



JUSTIN TRATTOU #94

POSITION: Defensive End
HEIGHT/WEIGHT: 6-4/250
DOB: 8/28/88
HOMETOWN: Ramsey, NJ

COLLEGE: Florida
ACQUIRED: FA (NYG) for 2013
NFL SEASON: 3
VIKINGS SEASON: 1

GAMES/STARTS (regular season, playoffs)

2011 (6/0-NYG), 2012 (1R-NYG), 2013 (1/0-Minn, 5/0-NYG). **Total-12/0** (1/0-Minn, 11/0-NYG).

- Made Vikings debut in regular season finale vs. Detroit (12/29), the final game at Mall of America Field.
- Has a long history with fellow Vikings defensive linemen Corey Wootton, a high school teammate, Sharif Floyd a college teammate and Linval Joseph, a NY Giants teammate.

OFF THE FIELD Majored in sports management at Florida... Twice named to SEC's academic honor roll at UF...Attended same high school, Don Bosco Prep, as fellow Vikings defensive lineman Corey Wootton.

PRO Joined Vikings during Week 6 of 2013 as a free agent as Vikings prepared to play Carolina...Played in opening 5 games of 2013 season with Giants...Posted 4 special teams tackles and 1 defensive tackle in his 11 games with New York...Spent 2012 on Giants injured reserve...Saw time in 6 games as a rookie free agent with the Super Bowl XLVI-champion Giants...Originally joined Giants as a rookie free agent on 7/28/11.

2013 Saw action in 1st game with Vikings vs. Detroit (12/29) in the final game played at Mall of America Field...Saw time in the opening 5 games of the season for NY Giants...Notched 3 special teams stops vs. Denver (9/15)...Waived by Giants on 10/8 and signed by Vikings on 10/9...Inactive for a pair of games with Vikings- vs. Carolina (10/13) and at NY Giants (10/21)...Spent 6 weeks on Vikings practice squad, moving to 53-man roster

TRATTOU'S NFL TOTALS

Year	GP/GS	Solo	Asst.	Total	Sacks	INTs	PBU	TFL	QBH	FF/FR	STT
2011 (NYG)	6/0	0	1	1	0.0	0	0	0	0	0/0	1
Playoffs	0/0										
2012 (NYG)	injured reserve										
2013 (NYG)	5/0	0	0	0	0.0	0	0	0	0	0/0	3
(Minn)	1/0	0	0	0	0.0	0	0	0	0	0/0	1
Totals	12/0	0	1	1	0.0	0	0	0	0	0/0	5
Playoffs	0/0										

SINGLE-GAME CAREER HIGHS

Tackles.....1..... at Washington, 9/11/11
 Special Teams Tackles3..... vs. Denver, 9/15/13


for game at Cincinnati (12/22) where he was inactive...Went to training camp and competed in preseason with NY Giants.

2012 Placed on injured reserve after suffering ankle injury during preseason...Waived/injured on 8/16 and placed on injured reserve on 8/31.

2011 Saw time in 6 games as a rookie...Inactive for all 4 playoff games as team ran to Super Bowl XLVI title over New England... Played in 1st NFL game in season opener at Washington (9/11) and notched a tackle...Notched special teams stop vs. Washington (12/18).

COLLEGE Started 31-of-52 career games played at UF...Served as a team captain as a senior...Helped Gators to the 2008 BCS National Championship over Oklahoma...Started all 13 games as a senior and ranked 4th on team with 57 tackles and led team with 12.0 tackles for loss...Scored on a 35-yard INT return against South Florida in 2010.

PREP Helped Don Bosco Prep to a 12-0 mark and state title as a senior...Part of team that went to state championship game as a junior...Ranked #4 prospect in New Jersey as a senior... Played in US Army All-America game.



BLAIR WALSH #3

POSITION: Kicker
HEIGHT/WEIGHT: 5-10/192
DOB: 1-8-90
HOMETOWN: Boca Raton, FL

COLLEGE: Georgia
ACQUIRED: D6 (#175) for 2012
NFL SEASON: 3
VIKINGS SEASON: 3

GAMES/STARTS (regular season, playoffs)

2012 (16/0, 1/0), 2013 (16/0). Total-32/0, 1/0.

- Had best debut season by a kicker in NFL history, setting League record with 10 FGs of 50+ and 3 of 50+ in a game, matching Vikings record for longest FG with a 56-yarder and setting team record with 53 touchbacks on kickoffs.
- Earned 1st-Team AP **All-Pro** and **Pro Bowl** honors as a rookie.
- Has connected on 12 50+ yard FGs, the most in Vikings history, setting an NFL record by starting his career 12-of-12 from 50+.

OFF THE FIELD Majored in speech communication...Avid golfer...Sister is currently a golfer at University of Miami... Brother played soccer at Harvard...Started a teen volunteer program with his brother called "Hospice and Home Care"... Enjoys surfing.

HONORS 2012 **Pro Bowl** honoree...Named 2012 1st-Team **All-Pro** by Associated Press, Pro Football Weekly/PFWA...Named **NFC Special Teams Player of the Week** vs. Jacksonville (9/9/12), vs. St. Louis (12/16/12) and vs. Green Bay (12/30/12)...**NFC Special Teams Player of the Month** in December 2012.

PRO Prolific kicker in his opening 2 seasons has made his mark on NFL and team record books...Set NFL single-season record with 10 FGs of 50+, breaking old record of 8 in a season held by Jason Hanson (2008) and Morten Andersen (1995)...Tied NFL record with 3 FGs of 50+ in a game at St. Louis (12/16/12)...Tied Vikings career-long with a 56-yd FG at Houston (12/23/12)... Has connected on 12 50+ yard FGs, the most in Vikings history, setting an NFL record by starting his career 12-of-12 from 50+... Set Vikings single-season touchbacks record with 53, FGs by a rookie with 35, rookie scoring with 141 points, tied FGs in a season with 35 and is 2nd in team history for season scoring with 141 points...Set NFL record for rookie FG percentage at 92.1 (35/38)...Finished season 2nd in NFL history for rookie scoring with 141 points, trailing Kevin Butler's 144 in 1985...Selected in 6th Round (#175 overall) in 2012...The 6th kicker ever drafted by the Vikings and the 1st since 1978...The 3rd kicker selected in the 2012 NFL Draft.

2013 Tied career-best with 7 touchbacks vs. Philadelphia (12/15)...Missed 1 FG from under 50 yards on the season, a 44-yarder at Wembley Stadium vs. Pittsburgh (9/29)...In consecutive game at Green Bay and vs. Chicago, played a key role in a pair of overtime games...Kicked 3rd career game-winner vs. Chicago (12/1), winning the game with a 34-yarder in the 23-20 win after knotting the game at 20-20 with a 30-yard FG with :20 left in the game...Went season-high 6-of-6 on PATs in 48-30 win over playoff-bound Philadelphia, setting the franchise record for most offensive points scored in the Metrodome...Hit 4-of-4 FGs, including a 35-yarder in OT to tie game at Green Bay (11/24) that ended in a 26-26 deadlock for the Vikings 1st tie since 1978...Notched season-best 14 points in game at Green Bay (11/24)...Connected on 50th career FG at Seattle (11/17), booting a 45-yarder to reach the

milestone...Scored 10 points in Vikings win vs. Washington (11/7) on Thursday Night Football...Missed 1st PAT of career at Dallas (11/3)...Set NFL record with 12th consecutive 50+ FG and set Vikings record when he connected on a 54-yarder at Wembley Stadium during International Series game vs. Pittsburgh (9/29)...Tied Vikings record with 11th career 50+ FG in season opener at Detroit (9/8) when he connected on a 52-yard FG and notched 5 touchbacks...Had season-high 3-of-3 FG day at Chicago (9/15).

2012 Posted best rookie kicking debut in NFL history and re-wrote Vikings record book...Earned 1st-Team AP All-Pro and Pro Bowl honors...Tabbed as NFC Special Teams Player of the Week 3 times during season...In 1st career game, kicked 55-yard FG to tie opener vs. Jacksonville (9/9) and send game to OT, then kicking game-winner in OT from 38 yards out...Set Vikings and NFL record with 10 FGs of 50+ yards on the season...Set team record with 53 touchbacks on kickoffs...Set club rookie record with 141 points and ranked 2nd in team single-season scoring...Tied Vikings record and led NFL in 2012 with 35 FGs made...Tied team record for longest FG with 56-yarder at Houston (12/23)...Tied for 3rd in Vikings history with 5 FGs made at St. Louis (12/16).

COLLEGE Named to Georgia's Team of the Decade...Set NCAA record with at least 1 FG in 45 games...His 412 points is a Georgia and SEC record and is also ranked 2nd in NCAA history...Holds Georgia record with 184 career PATs...Set school record for consecutive PATS made when he made the opening 119 of his career...Against Coastal Carolina in 2011, made a career-long 56-yard FG...Appeared in the 2011 East-West Shrine Game...Semifinalist for the Lou Groza Award in 2010... Named All-SEC 1st Team by conference's coaches in 2010.

PREP Attended Cardinals Gibbons High School in Boca Raton, FL...USA Today All-USA 1st-Team Offense...Named Class AAA 2007 All-State 2nd-Team offense...Appeared in 2008 U.S. Army All-American Bowl...Made 14-of-20 FGs, including 2 from 59 yards and 30-of-31 PATs as a senior.

LONG-DISTANCE CONNECTION

Blair Walsh tied the Vikings record for longest FG in team history with a 56-yarder at Houston as a rookie in 2012 and has connected on 12 career 50+ yarders. Walsh has the Vikings record for longest FG kicked on the road (56) and is tied for 2nd longest on the road with his 54-yarder at Seattle.

LONGEST FGs IN VIKINGS HISTORY	
PLAYER, GAME	FG
Blair Walsh, at Houston, 12/23/12	56
Paul Edinger, vs. Green Bay, 10/23/05	56
Blair Walsh, vs. Jacksonville, 9/9/12	55
Blair Walsh, at Seattle, 11/4/12	55
Ryan Longwell, at Chicago, 10/14/07	55
Blair Walsh, vs. Pittsburgh, 9/29/13	54
Blair Walsh, vs. Green Bay, 12/30/12	54
Ryan Longwell, vs. Jacksonville, 11/23/08	54
Ryan Longwell, vs. Green Bay, 11/9/08	54
Paul Edinger, vs. Chicago, 1/1/06	54
Jan Stenerud, vs. Atlanta, 9/16/84	54

KICKOFF
EXECUTIVES
STAFF
COACHES
PLAYERS
ROOKIES
2013 SEASON
RECORDS
PLAYOFF RECORDS
HISTORY
EXTRA POINTS

WALSH'S NFL TOTALS

SCORING

Year	GP	FG	FGA	Pct	Lg	Blk	XP	XPA	Pct	Blk	Pts
2012 (Minn).....	16	35	38	92.1	56	0	36	36	100.0	1	141
<i>Playoffs</i>	1	1	1	100.0	33	0	1	1	100.0	0	4
2013 (Minn).....	16	26	30	86.7	54	0	43	44	97.7	0	121
Totals	32	61	68	89.7	56	0	79	80	98.7	1	262
<i>Playoffs</i>	1	1	1	100.0	33	0	1	1	100.0	0	4

FIELD GOALS

Year	1-19	Pct	20-29	Pct	30-39	Pct	40-49	Pct	50+	Pct
2012 (Minn).....	0/0	0.00	10/10	100.0	8/9	88.8	7/9	77.7	10/10	100.0
<i>Playoffs</i>	0/0	0.00	0/0	0.0	1/1	100.0	0/0	0.0	0/0	0.0
2013 (Minn).....	0/0	0.00	7/7	100.0	12/12	100.0	5/6	83.3	2/5	40.0
Totals	0/0	0.00	17/17	100.0	20/21	95.2	12/15	80.0	12/15	80.0
<i>Playoffs</i>	0/0	0.00	0/0	0.0	1/1	1.00	0/0	0.0	0/0	0.0

SINGLE-GAME CAREER HIGHS

FG Attempts	5	@ St. Louis, 12/16/12
FG Made	5	@ St. Louis, 12/16/12
Long FG	56	@ Houston, 12/23/12
PAT Attempts	6	vs. Philadelphia, 12/15/13
PAT Made	6	vs. Philadelphia, 12/15/13
Kickoff Touchbacks	7	@ Washington, 10/14/12; vs. Philadelphia, 12/15/13
Points	14	3 times, last @ Green Bay, 11/24/13

WALSH'S CAREER GAME-BY-GAME

2012	MINNESOTA	PAT	FG	PTS	FGs (missed)
9/9	Jacksonville	2-2	4-4	14	20, 42, 55, 38
9/16	@ Indianapolis.....	2-2	2-2	8	51, 29
9/23	San Francisco.....	3-3	1-1	6	52
9/30	@ Detroit.....	2-2	2-3	8	49, 27, (46)
10/7	Tennessee.....	3-3	3-3	12	42, 36, 26
10/14	@ Washington.....	0-0	4-4	12	20, 27, 27, 37
10/21	Arizona.....	3-3	0-0	3	
10/25	Tampa Bay.....	2-2	1-1	5	51
11/4	@ Seattle.....	2-2	2-2	8	36, 55
11/11	Detroit.....	2-2	4-4	14	48, 23, 23, 33
11/25	@ Chicago.....	1-1	1-2	4	40, (30B)
12/2	@ Green Bay.....	2-2	0-1	2	(42)
12/9	Chicago.....	3-3	0-0	3	
12/16	@ St. Louis.....	3-3	5-5	18	50, 38, 42, 53, 51
12/23	@ Houston.....	2-2	3-3	11	56, 41, 39
12/30	Green Bay.....	4-4	3-3	13	54, 37, 29
TOTALS 36-36	35-38	141			
PLAYOFFS					
1/5/13	@ Green Bay.....	1-1	1-1	4	33

2013	MINNESOTA	PAT	FG	PTS	FGs (missed)
9/8	@ Detroit.....	3-3	1-1	6	52
9/15	@ Chicago.....	3-3	3-3	12	28, 28, 22
9/22	Cleveland.....	3-3	2-2	9	43, 30
9/29	Pittsburgh.....	4-4	2-3	10	54, 37, (44)
10/13	Carolina.....	1-1	1-1	4	22
10/21	@ NY Giants.....	1-1	0-1	1	(54)
10/27	Green Bay.....	4-4	1-1	7	36
11/3	@ Dallas.....	2-3	1-1	5	23
11/7	Washington.....	4-4	2-2	10	39, 40
11/17	@ Seattle.....	2-2	2-2	8	32, 45
11/24	@ Green Bay.....	2-2	4-4	14	36, 47, 29, 35
12/1	Chicago.....	2-2	3-4	11	32, 30, (57), 34
12/8	@ Baltimore.....	2-2	2-2	8	39, 40
12/15	Philadelphia.....	6-6	2-3	12	(55), 21, 38
12/22	@ Cincinnati.....	2-2	0-0	2	
12/29	Detroit.....	2-2	0-0	2	

WALSH'S 50 YARDERS (12)

DATE	FG	FINAL
9/9/12.....vs. Jacksonville	55	W 26-23
9/16/12.....@ Indianapolis.....	51	L 20-23
9/23/12.....vs. San Francisco.....	52	W 24-13
10/25/12.....vs. Tampa Bay.....	51	L 17-36
11/4/12.....@ Seattle.....	55	L 20-30
12/16/12.....@ St. Louis.....	50, 53, 51	W 36-22
12/23/12.....@ Houston.....	56	W 23-6
12/30/12.....vs. Green Bay.....	54	W 37-34
9/8/13.....@ Detroit.....	52	L 24-34
9/29/13.....vs. Pittsburgh.....	54	W 34-27

WALSH'S GAME WINNERS

DATE	FG	TIME	FINAL
9/9/12.....vs. Jacksonville	38	11:06 OT	26-23
12/30/12.....vs. Green Bay.....	29	0:00	37-34
12/1/13.....vs. Chicago.....	34	1:43 OT	23-20

KICKING INTO HIGH GEAR

Blair Walsh has etched his name throughout the Vikings record book and the NFL annals in only 2 seasons. As a rookie in 2012, he tied the Vikings single-season record with 35 FGs and set the team mark with 10 FGs of 50+ yards.

NFL CONSECUTIVE 50+ FGs

PLAYER	50+ FGs
Blair Walsh, 2012-13.....	11
Robbie Gould, 2010-13.....	12
Tony Zendejas, 1988-93.....	11

VIKINGS 50+ FGs IN A SEASON

PLAYER	50+ FGs
Blair Walsh, 2012.....	10
Ryan Longwell, 2008.....	6

VIKINGS 50+ FGs IN A CAREER

PLAYER	50+ FGs
Blair Walsh, 2012-13.....	12
Ryan Longwell, 2006-11.....	11

VIKINGS FGs IN A SEASON

PLAYER	50+ FGs
Blair Walsh, 2012.....	35
Gary Anderson, 1998.....	35

KICKOFF
EXECUTIVES
STAFF
COACHES
PLAYERS
ROOKIES
2013 SEASON
RECORDS
PLAYOFF RECORDS
HISTORY
EXTRA POINTS



COREY WOOTTON #99

POSITION: Defensive End
HEIGHT/WEIGHT: 6-6/270
DOB: 6-22-87
HOMETOWN: Rutherford, NJ

COLLEGE: Northwestern
ACQUIRED: UFA (Chi) for 2014
NFL SEASON: 5
VIKINGS SEASON: 1

GAMES/STARTS (regular season, playoffs)

2010 (6/0, 2/0-Chi), 2011 (7/0-Chi), 2012 (16/7-Chi), 2013 (16/15-Chi). **Total-** 45/22, 2/0 (45/22, 2/0-Chi).

- Started career-high 15 games in 2013 with Chicago.
- High school teammates at Don Bosco Prep in New Jersey with fellow Vikings DE Justin Trattou.

OFF THE FIELD

Triple major at Northwestern, studying communications, African-American studies and sociology... High school teammates with fellow defensive lineman Justin Trattou... Wife, Felicia Chester-Wootton, played in the WNBA with Chicago Sun.

PRO

Comes to Vikings after 4 seasons with NFC North rival Bears... Has never had a losing record in the NFL... Has 22 career starts under his belt with a career-best 15 coming in 2013... Played in all 32 games with 22 starts between 2012 and 2013... Had career-high 7.0 sacks in 2012... Notched 1st career sack against Vikings (12/20/10) when he caught Brett Favre in game at TCF Bank Stadium, Favre's final play of his career... 4th-round draft choice (#109 overall) of Chicago in 2010.

2013 Started career-high 15 games and played in all 16 for 2nd straight season... Started 10 games at DT and 5 at LDE... Played under former Vikings assistant coach Marc Trestman in Trestman's 1st season as Bears head coach... Notched career-best 4 tackles in 3 different games on the season... Set career-high with 2 passes defended at Minnesota (12/1)... Had a FF and FR along with 4 tackles at Detroit (9/29)... Had 1.5 of his 3.5 sacks for the season against the Vikings.

2012 Moved into starting lineup for final 7 games of season, opening at LDE... Bears went 10-6 but did not make playoffs... Had career-best 7.0 sacks on the season... Scored 1st career TD when he returned a blocked punt 5 yards for a score at Tennessee (11/4)... Had career-best 1.5 sacks in a pair of games, at Jacksonville (10/7) and vs. Green Bay (12/16)... Earned 1st career start at San Francisco (11/19) and responded by sharing a sack... Started season fast with 1.5 sacks in the opening 2 games.

2011 Played in 7 games, including in 6 of the final 7 games... Was inactive in 8 of the opening 9 games of the season... Notched 7 tackles on season... Had season-high 3 stops at Denver (12/11)... Helped Bears to 8-8 mark.

2010 Saw action in 6 regular season games as a rookie and both playoff contests... Bears won NFC North title and advanced to NFC Championship Game, hosting Green Bay... Notched 1st career sack in game at Minnesota (12/20) in a game played at TCF Bank Stadium on the campus of the University of Minnesota.

COLLEGE Left Northwestern with the school record for career starts with 49 and played in 53 games for the Wildcats... Had 19.5 sacks to rank 3rd in school history... Named All-Big Ten as a junior and senior... Suffered knee injury after junior season in Alamo Bowl but returned to play entire senior year.

PREP Named All-State at Don Bosco Prep in New Jersey... Helped squad to consecutive undefeated state championships as a junior and senior... Played TE and DE... Was teammates with fellow Vikings defensive lineman Justin Trattou at Don Bosco with Trattou being 2 years younger.

WOOTTON'S NFL TOTALS

Year	GP/GS	Tackles			Sacks	INTs	PBU	TFL	QBH	FF/FR
		Solo	Asst.	Total						
2010 (Chi)	6/0	4	2	6	1.0	0	0	0	--	0/0
Playoffs	2/0	1	0	1	0.0	0	0	0	--	0/0
2011 (Chi)	7/0	4	3	7	0.0	0	0	0	--	0/0
2012 (Chi)	16/7	15	3	18	7.0	0	0	1	--	2/0
2013 (Chi)	16/15	19	12	31	3.5	0	5	4.5	--	1/2
Totals	45/22	42	20	62	11.5	0	5	5.5	--	3/2
Playoffs	2/0	1	0	1	0.0	0	0	0	0	0/0

SINGLE-GAME CAREER HIGHS

Tackles.....43 times, last @ Minnesota, 12/1/13
 Solo Tackles.....3@ Detroit, 9/29/13; vs. GB, 12/29/13
 Forced Fumble.....13 times, last @ Detroit, 9/29/13
 Passes Defended2@ Minnesota, 12/1/13
 Fumble Recovery.....1vs. Minnesota, 9/15/13; at Detroit, 9/29/13

WOOTTON'S TOUCHDOWN GAME

@ Tennessee, 11/4/12 5-yard blocked punt return

WOOTTON'S SACKS

GAME	QB	SACK
@ Minnesota, 12/20/10	Brett Favre	1.0
vs. Indianapolis, 9/9/12	Andrew Luck	1.0
@ Green Bay, 9/13/12	Aaron Rodgers	0.5
@ Jacksonville, 10/7/12	Blaine Gabbert	1.5
@ Tennessee, 11/4/12	Matt Hasselbeck	1.0
@ San Francisco, 11/19/12	Colin Kaepernick	0.5
@ Minnesota, 12/9/12	Christian Ponder	1.0
vs. Green Bay, 12/16/12	Aaron Rodgers	1.5
vs. Minnesota, 9/15/13	Christian Ponder	1.0
@ Green Bay, 11/4/13	Seneca Wallace	1.0
@ Minnesota, 12/1/13	Matt Cassel	0.5
@ Philadelphia, 12/22/13	Nick Foles	1.0
Total		11.5



JARIUS WRIGHT #17

POSITION: Wide Receiver
HEIGHT/WEIGHT: 5-10/180
DOB: 11-25-89
HOMETOWN: Warren, AR

COLLEGE: Arkansas
ACQUIRED: D4a (#118) for 2012
NFL SEASON: 3
VIKINGS SEASON: 3

GAMES/STARTS (regular season, playoffs)

2012 (7/1, 1/1), 2013 (16/3). **Total-** 23/4, 1/1.

- Had career-bests in receptions (26), receiving yards (434), TDs (2) and receiving average (16.7) in 2013.
- Caught 2 longest passes by a Viking in 2012 as a rookie.

OFF THE FIELD

Studied sociology at Arkansas and was named to the Razorback Honor Roll in the fall of 2011 based on his performance in the classroom...Sponsors an AAU basketball team in his hometown...Avid outdoorsman, enjoys fishing, hiking and boating...Father is a retired Arkansas state trooper and Army reservist.

PRO

Had 2 longest catches by Vikings during his rookie season in 2012 with 65 and 54-yarders...Helped set Vikings record when 5 rookies started game vs. Chicago (12/9/12), Wright joined T Matt Kalil, TE Rhett Ellison, CB Josh Robinson and S Harrison Smith...Selected in 4th round (#134 overall) in 2012...Joined former college and high school teammate Greg Childs in the Vikings 2012 draft class...Was the 1st of 3 Vikings picks in the 4th Round of the 2012 NFL Draft.

2013

Scored career-high 3 TDs in his 2nd season...Hauled in career-long 95 receiving yards vs. Philadelphia (12/15) in upset win over the playoff-bound Eagles...Lone catch at Cincinnati (12/22) was a 36-yard TD from Matt Cassel...Started season finale game vs. Detroit (12/29), the final game at Mall of America Field...Reeled in a career-best pair of TD catches at Seattle (11/17), a 38-yarder from Christian Ponder and a 21-yarder from Matt Cassel, also started game in place of injured Greg Jennings...Caught 28-yard pass vs. Washington (11/7)...Had season-high 3 catches vs. Cleveland (9/22)...Hauled in 21-yard pass at Chicago (9/15), his 1st catch of the season...Saw action in season opener at Detroit (9/8).

2012

Hauled in 2 TDs on the season to lead Vikings rookies...Played in final 7 regular season games and the Wild Card playoff at Green Bay with 1 start in regular season vs. Chicago

(12/9)...Reeled in the 2 longest passes on the Vikings season with 65-yarder vs. Green Bay (12/30) and 54-yarder vs. Detroit (11/11)...His 1st NFL reception in his 1st game was 54-yard strike from Christian Ponder vs. Detroit (11/11)...Had career-high 7 catches in his 2nd career game at Chicago (11/25)...Scored 1st career TD on 3-yarder from Ponder vs. Detroit (11/11)...Hauled in 8-yard score vs. Green Bay (12/30) in season finale.

COLLEGE

Appeared in 50 games during his Arkansas career, making 44 starts...Missed only 1 game during his career, in 2011 vs. Troy...Wright is 1st in the Arkansas record books with receptions (168) and receiving yards (2,934)...Ranks 5th all-time in SEC history in receiving yards...His 24 career receiving TDs rank 2nd in school history and tied for 15th in SEC history...Wright had 9 100+ yard games, which is tied for 2nd in program history...Set single-season records for Arkansas in 2011 with 66 receptions, 1,117 yards and 12 TDs despite missing 1 game...SEC Co-Offensive Player of the Week after torching Texas A&M in 2011 with 13 receptions for 281 yards and 2 TDs, the 281 yards was 2nd in SEC history and an Arkansas single-game record...Hauled in a career long 89-yard TD in 2010 versus Mississippi State...Was Arkansas' Outstanding Offensive Player in the Liberty Bowl vs. East Carolina in 2009 when he had 4 catches for 90 yards and 1 TD.

PREP

Named to the 2007 All-State team at Warren High School in Warren, AR and the 2007 All-Arkansas team by the Arkansas Democrat-Gazette...Earned a spot on the AP Super Team...Racked up 58 receptions for 1,350 yards and 15 TDs as a senior...Had 3 returns (1 KR, 2 PR) for TDs during the '07 season...All-State choice during his junior season when he finished with 51 receptions, 1,086 yards and 15 TDs to go with 5 return TDs (3 KR, 2 PR).

WRIGHT'S NFL TOTALS

Year	GP/GS	RECEIVING					RUSHING				
		No.	Yds.	Avg.	Lg	TD	No.	Yds.	Avg.	Lg	TD
2012 (Minn)	7/1	22	310	14.1	65	2	2	11	5.5	8	0
Playoffs	1/1	2	13	6.5	8	0	0	0	0.0	0	0
2013 (Minn)	16/3	26	434	16.7	38t	3	0	0	0.0	0	0
Total	23/4	48	744	15.5	65	5	2	11	5.5	8	0
Playoffs	1/1	2	13	6.5	8	0	0	0	0.0	0	0

WRIGHT'S TOUCHDOWNS

Game	Play
vs. Detroit, 11/11/12	3 pass from Ponder
vs. Green Bay, 12/30/12	8 pass from Ponder
@ Seattle, 11/17/13	38 pass from Ponder, 21 pass from Cassel
@ Cincinnati, 12/22/13	36 pass from Cassel
Total	5

WRIGHT'S GAME-BY-GAME (* start)

			RECEIVING				RUSHING				
2012	MINNESOTA	No	Yards	Avg.	Long	TD	Att	Yards	Avg.	Long	TD
11/11	Detroit.....	3	65	21.7	54	1	1	3	3.0	3	0
11/25	@ Chicago.....	7	49	7.0	12	0	0	0	0.0	0	0
12/2	@ Green Bay.....	1	13	13.0	13	0	0	0	0.0	0	0
12/9	Chicago*.....	2	29	14.5	16	0	0	0	0.0	0	0
12/16	@ St. Louis.....	1	11	11.0	11	0	0	0	0.0	0	0
12/23	@ Houston.....	5	53	10.6	21	0	1	8	8.0	8	0
12/30	Green Bay.....	3	90	30.0	65	1	0	0	0.0	0	0
Totals	GP/GS: 7/1	22	310	14.1	65	2	2	11	5.5	8	0
PLAYOFFS											
1/5/13	@ Green Bay	2	13	6.5	8	0	0	0	0.0	0	0
2013	MINNESOTA	No	Yards	Avg.	Long	TD	Att.	Yards	Avg.	Long	TD
9/8	@ Detroit.....	0	0	0.0	0	0	0	0	0.0	0	0
9/15	@ Chicago*.....	1	21	21.0	21	0	0	0	0.0	0	0
9/22	Cleveland.....	3	35	11.7	20	0	0	0	0.0	0	0
9/29	Pittsburgh.....	1	6	6.0	6	0	0	0	0.0	0	0
10/13	Carolina.....	2	10	5.0	8	0	0	0	0.0	0	0
10/21	@ NY Giants.....	1	13	13.0	13	0	0	0	0.0	0	0
10/27	Green Bay.....	0	0	0.0	0	0	0	0	0.0	0	0
11/3	@ Dallas.....	3	31	10.3	13	0	0	0	0.0	0	0
11/7	Washington.....	2	34	17.0	28	0	0	0	0.0	0	0
11/17	@ Seattle*.....	3	69	23.0	38t	2	0	0	0.0	0	0
11/24	@ Green Bay.....	0	0	0.0	0	0	0	0	0.0	0	0
12/1	Chicago.....	3	53	17.7	24	0	0	0	0.0	0	0
12/8	@ Baltimore.....	0	0	0.0	0	0	0	0	0.0	0	0
12/15	Philadelphia.....	4	95	23.8	42	0	0	0	0.0	0	0
12/22	@ Cincinnati.....	1	36	36.0	36t	1	0	0	0.0	0	0
12/29	Detroit*.....	2	31	15.5	19	0	0	0	0.0	0	0
Totals		26	434	16.7	38t	3	0	0	0.0	0	0



MIKE ZIMMER #59

POSITION: Linebacker

HEIGHT/WEIGHT: 6-2/239

DOB: 9-23-90

HOMETOWN: Prospect Heights, IL

COLLEGE: Illinois State

ACQUIRED: FA for 2014

NFL SEASON: 1

VIKINGS SEASON: 1

• Joined the Vikings following a pro tryout at the rookie mini camp in 2014.

• Appeared in 4 preseason games with Jacksonville in 2013.

OFF THE FIELD Joins former Jaguar teammate TE Allen Reisner on the Vikings roster...Attended the same college as HC Mike Zimmer, but is not related...Earned degree in political science from Illinois State in 2013...Plans on attending law school following playing career...Volunteered for the Special Olympics in Bloomington, Ill.

PRO Will compete for a spot in the Vikings LB corps in 2014... Appeared in 4 preseason games with Jacksonville in 2013, recording 1 tackle...Signed as an undrafted free agent following the 2013 draft by Jacksonville 4/28/13.

2013 Appeared in 4 preseason games for the Jaguars, recording one tackle...Released by Jacksonville during the final roster cuts on 8/30...Went through training camp and preseason with Jaguars after signing as an undrafted free agent on 4/28.

COLLEGE A four-year player at Illinois State, finished his playing career for the Red Birds tied for 13th all-time with

269 total tackles...As a senior in 2012, was named to the All-Missouri Valley Conference 1st-team...Earned 29 starts in 44 collegiate games, including 13 starts at MLB during the 2012 campaign...As a senior, recorded 10+ tackles in 6 games...Was named Missouri Valley Football Conference Newcomer of the Year in 2009.

PREP A 3-sport athlete at Wheeling HS, in Wheeling, Ill., participated in football, basketball and track and field...A 2008 All-Mid-Suburban Conference selection...Named to the Chicago Sun-Times Chicago 100 Team as a senior...Earned Rivals.com All-State honors as a senior, as well as Chicago Tribune All-State Honorable mention accolades...Selected to the Daily Herald All-Area Team in 2008...Named the Wheeling High School team captain and team MVP senior year...Was a member of Wheeling's 2-straight IHSA State Playoff teams, the 1st Wheeling football squad in school history to make the state playoffs in consecutive years.

2014 TEAM GUIDE



ROOKIES



ANTHONY BARR #55

POSITION: Linebacker
HEIGHT/WEIGHT: 6-5/255
DOB: 3-18-92
HOMETOWN: San Pedro, CA

COLLEGE: UCLA
ACQUIRED: D1a (#9) for 2014
NFL SEASON: Rookie
VIKINGS SEASON: Rookie



• The 2nd-highest LB drafted in Vikings history, behind only Hall of Famer Chris Doleman at #4 in 1985, who later moved to DE.

• The 2nd LB selected in the 2014 NFL Draft behind Khalil Mack (#5, Oakland) and the 4th defensive player to be selected.

OFF THE FIELD Majored in business...Father, Tony Brooks, was a 4th-round draft pick RB by Philadelphia Eagles in 1992 out of Notre Dame...Has 3 uncles who also played in the NFL.

PRO Selected with the #9 overall pick in 2014 NFL Draft after trading from #8 to #9 with Cleveland...The 2nd-highest drafted LB in Vikings history, behind only Chris Doleman at #4 in 1985...The 1st player drafted in Mike Zimmer's tenure as Vikings head coach...Joins Fred McNeill (#17, 1974) as the only other Vikings 1st-round pick from UCLA...The Vikings selected 3 of the opening 5 players of their draft class from the Pac-12...The club used 7 of its 10 draft picks in 2014 on defensive players...The 1st LB drafted in 1st round from UCLA since Robert Thomas in 2002.

COLLEGE Started 37 of his 51 career games for Bruins, 10 as a FB early in his career and 27 at LB...Earned All-America praise as a junior and senior...Capped collegiate career with consensus All-America honors as a senior in 2013 and unanimous All-Pac 12 honors...Earned All-America from Walter Camp, AFCA, USA Today, among others...UCLA defensive MVP and team captain...Was a finalist for Butkus, Lombardi and Bednarik Awards as a senior...Ranked 2nd in country with 4 FRs and 5th in country with 5 FFs...Notched 3 FFs against Nebraska in 2013...Was a 2nd-Team All-America by Associated Press as a junior in 2012...Named 1st-Team All-Pac 12 as a junior...Ranked 4th in UCLA history with 21.5 tackles for loss in 2012...Ranked 8th in country with 13.5 sacks...Ranked 2nd on team

'BACKERS OFF THE BOARD

The Vikings have taken 3 LBs in the top 10 of the Draft in the history of the franchise. Chris Doleman, drafted as a LB, moved to DE early in his career and produced Pro Football Hall of Fame credentials. Anthony Barr, the Vikings 1st pick in 2014, was the 2nd LB selected overall in the the Draft.

HIGHEST-DRAFTED LBs IN VIKINGS HISTORY

Chris Doleman, Pittsburgh #4, 1985
Anthony Barr, UCLA #9, 2014
 Jeff Siemon, Stanford #10, 1972

BARR'S COLLEGE TOTALS

Year	GP/GS	Rushing				Receiving			
		No	Yds	Avg	TDs	Rec	Yds	Avg	TDs
2010	12/3	6	29	4.8	0	9	66	7.3	0
2011	12/7	9	25	2.7	1	3	16	5.3	1
Totals		15	54	3.6	1	12	82	6.8	1
Tackles									
Year	GP/GS	Solo	Asst.	Total	Sacks	INTs	PBU	TFL	FF/FR
2012	14/14	60	23	83	13.5	0	5	21.5	4/0
2013	13/13	43	23	66	10.0	0	1	20.0	6/4
Totals	51/37	103	46	149	23.5	0	6	41.5	10/4

with 83 tackles...Had 8 tackles and 1.5 sacks against Stanford in Pac-12 Championship Game... Had 9 tackles in Holiday Bowl against Baylor...Began his UCLA career as a FB...Started 7 games as a sophomore blocking back and scored his 1st TDs, hauling in an 11-yard score and diving in for a 1-yard rushing TD...Started 4 of his 12 games as a freshman, earning the team Rookie of the Year award.

PREP Was ranked the best athlete in the country as a senior at Loyola High (Los Angeles) by Tom Lemming and Max Preps... Selected to US Army All-America game but could not participate...Rivals had him ranked 5th-best athlete and Scout.com ranked him 10th among LBs...Missed majority of senior season with ankle injury...Earned All-State RB honors with 1,890 yards and 20 TDs as a junior...Standout in track.





TEDDY BRIDGEWATER #5

POSITION: Quarterback
HEIGHT/WEIGHT: 6-2/210
DOB: 11-10-92
HOMETOWN: Miami, FL

COLLEGE: Louisville
ACQUIRED: D1b (#32) for 2014
NFL SEASON: Rookie
VIKINGS SEASON: Rookie

• Only the 4th QB the Vikings have drafted in the 1st round in franchise history.

• Posted 27-9 record as a starter at Louisville, starting his final 36 career games, going 27-5 in his final 32 starts.

• Named MVP of Sugar Bowl as a sophomore after upsetting #4-ranked Florida and MVP of Russell Athletic Bowl as a junior after victory over his hometown Miami Hurricanes.

• Earned Big East Conference Offensive Player of the Year honors as a sophomore in 2012 and Big East Rookie of the Year in 2011.

OFF THE FIELD Earned bachelor's degree in December 2013, majoring in sports administration...Mother, Rose Murphy, is a breast cancer survivor...Prior to NFL Draft, he followed through on a promise he made his mother as a youngster that he would get her a pink Escalade, presenting the gift to her with the help of Cadillac.

PRO Drafted #32 overall in 2014 with a choice obtained from Seattle in trade...The 4th QB the Vikings have drafted in the 1st round in franchise history...Is the 1st Louisville player the Vikings have drafted in the 1st round...Was the 3rd QB selected in 2014 NFL Draft behind Blake Bortles (#3, Jacksonville) and Johnny Manziel (#22, Cleveland)...The 1st offensive Louisville player drafted in 1st round since C Eric Wood went to Buffalo in 2009...Fellow Cardinals S Calvin Pryor (NY Jets, #18) and LB Marcus Smith (Philadelphia, #26) were also selected in 2014 1st Round.

COLLEGE Helped lead a resurgence in Louisville football during his tenure, winning 2 Big East titles (2011, 2012) and making 3 bowl appearances, winning 2- the Sugar Bowl over #4-ranked Florida to cap the 2012 season and the Russell Athletic Bowl over Miami in 2013, his final collegiate game...In his final 2 seasons, guided the Cardinals to a 23-3 record...In only 3 seasons at Louisville, left the school tied for the team record with 27 wins (27-9 as a starter), matching the wins of Dave Ragone (27-10)...Set school record with a 68.4% completion percentage and threw only 24 INTs in 1,142 pass attempts...Ranked 3rd in career passing yards (9,817) and career passing TDs (72)...Had 13 career 300-yard passing games and 3 games of 400+ yards...As a junior in 2013, took team to 12-1 mark and win over Miami in bowl game...Only loss of the season came against Central Florida...Named 2nd-Team All-American Athletic Conference with 1st-Team honors going to Blake Bortles...Engineered win over #23-ranked Cincinnati in 2013...As a sophomore in 2012, started 12 games, coming off the bench in win over Rutgers after not starting the game due to injury...Earned 2012 Big East Conference Offensive Player of the Year as Cardinals won 2nd straight Big East title...Named MVP of the Sugar Bowl win over #4-ranked Florida, 33-23...Threw for career-best 424 yards at Syracuse...Topped Cincinnati in OT...Threw career-high 5 TDs in game at Temple...Completed 19-of-21 passes (90.5%) in sea-

BRIDGEWATER'S COLLEGE TOTALS

Year	GP/GS	Att	Comp	Pct	Yds	TD	INT	Rush	Yds	TD
2011	13/10	296	191	64.5	2,129	14	12	89	66	4
2012	13/13	419	287	68.5	3,718	27	8	74	26	1
2013	13/13	427	303	70.9	3,970	31	4	63	78	1
Totals	39/36	1,142	781	68.4	9,817	72	24	226	170	6

son-opening win vs. Kentucky... Named Big East Rookie of the Year in 2011 as a true freshman... Was 1st Louisville true freshman to start at QB since 1976 (Stu Stram)...Made 1st start vs. Marshall in 2011...Was 0-3 in 1st 3 starts of his career before notching 1st win over Rutgers... Went 5-2 as a starter for final 7 games, including win at #21 West Virginia and loss to North Carolina State in Belk Bowl in Charlotte.



PREP Three-year starter at QB for Northwestern (Miami) program...Ranked as #2 dual-threat QB in the country by Rivals.com...Selected to US Army All-American Bowl...Guided team to Class 6A state semis as a senior...Named 2nd-Team All-State (6A) as a junior...Led team to 6A state title game as a sophomore, falling to Seminole High...Set Dade County record with 7 TD passes in a game against Hialeah-Miami Lakes.



KICKOFF

EXECUTIVES

STAFF

COACHES

PLAYERS

ROOKIES

2012 SEASON

RECORDS

PLAYOFF RECORDS

HISTORY

EXTRA POINTS



SCOTT CRICHTON #95

POSITION: Defensive End
HEIGHT/WEIGHT: 6-3/273
DOB: 10-30-91
HOMETOWN: Tacoma, WA

COLLEGE: Oregon State
ACQUIRED: D3a (#72) for 2014
NFL SEASON: Rookie
VIKINGS SEASON: Rookie

- Family hails from Western Samoa, Scott and his siblings are the first generation of his family born in the United States.
- Declared early for NFL Draft, leaving Oregon State following his redshirt junior season.

OFF THE FIELD Majored in human development and family sciences...Father, Lucky, and mother, Malama, are both natives of Western Samoa...Father lost his leg due to health issues but continues to work in a warehouse...Is the youngest of 4 children.

PRO Part of 3 of the Vikings opening 5 draft picks in 2014 coming from the Pac-12, joining LB Anthony Barr (UCLA, 1st round) and G David Yankey (Stanford, 5th round)...The 1st Oregon State player drafted by the Vikings since 1967 when WR Bob Grim was taken in the 2nd round...Was 1 of 2 OSU players drafted in 2014, joining 1st-round WR Brandin Cooks.

COLLEGE Immediate starter for the Beavers, opened 38 of the 39 games he played, missing only 1 start in 2012...Set school record with 10 FFs, ranks 3rd all-time at OSU with 22.5 sacks and his 51.0 TFLs are 4th in school history...While playing at OSU in 2013, his 22.5 sacks ranked 11th among all active FBS players nationwide...Helped squad to Hawaii Bowl against Boise State as a junior and Alamo Bowl as a sophomore, facing Texas...Earned 1st-Team All-Pac 12 honors as a sophomore, 2nd-Team All-Pac 12 as a junior and was an honorable mention choice as a freshman in 2011...Tabbed as a 2nd-Team All-America by NFL Draft Report and received Honorable Mention from Sports Illustrated...As a sophomore, named to NFL Draft Report's Sophomore All-America team and was honorable mention from Sports Illustrated and ESPN...Selected to Freshman All-America teams in 2011 by College Football News, Sporting News and NFL Draft Report among others...Named a semi-finalist in 2012 for the Ted Hendricks Award, awarded annually to the top collegiate DE...Notched career-best 9.0 sacks in 2012...As a sophomore, was 1 of 2 Pac 12 underclassmen on the 1st-Team honors unit...Led the Beavers in sacks each of his 3 seasons...His 9.0 sacks in 2012 ranked tied for 9th in school history...Capped his Beavers career in fitting fashion in Hawaii Bowl against Boise State where he had 1.0 sack, 3 TFLs, 3 solo tackles, a PD and a FF...Had a sack and advanced a FR 36 yards against Stanford as a junior...Had career-best 3.0-sack day in 2012 against Washington State, all 3 sacks coming on 3rd-down plays...Had career-high 74 tackles as a

redshirt freshman in 2011 and led team with 6.0 sacks...Set OSU record with 6 FFs...Named Pac-12 Defensive Player of the Week against Washington State with 7 tackles, a sack, 2 FFs and a PBU...Played and started 1st career game against Sacramento State where he had a sack...Had career-high 12 tackles, 10 solos, against Oregon...Redshirted in 2010 and earned scout team defensive co-MVP accolades.


PREP Tabbed as Class 4A All-State as a senior at Henry Foss HS in Tacoma, WA...A 3-star recruit by Rivals.com, ranked as the 44th-best DE prospect in the country...Standout 3-year starter at LB and DE...Earned Narrows League Defensive MVP as a senior...Competed for a season in track and field, throwing the shot put and discus along with playing a season of volleyball.



CRICHTON'S COLLEGE TOTALS

Year	GP/GS	Tackles			Sacks	INTs	PBU	TFL	FF/FR
		Solo	Asst.	Total					
2011.....	12/12	48	26	74	6.0	0	3	14.5	6/1
2012	13/12	23	21	44	9.0	0	3	17.5	1/2
2013	13/13	29	18	47	7.5	0	3	19.0	3/1
Totals.....	39/38	100	65	165	22.5	0	9	51.0	10/4

KICKOFF
EXECUTIVES
STAFF
COACHES
PLAYERS
ROOKIES
2012 SEASON
RECORDS
PLAYOFF RECORDS
HISTORY
EXTRA POINTS



JERICK MCKINNON #31

POSITION: Running Back
HEIGHT/WEIGHT: 5-9/208
DOB: 5-3-92
HOMETOWN: Marietta, GA

COLLEGE: Georgia Southern
ACQUIRED: D3b (#96) for 2014
NFL SEASON: Rookie
VIKINGS SEASON: Rookie

• Standout on both sides of the ball, he played some QB, CB and RB along helping in the return game during his collegiate career at Georgia Southern.

• Brother, Lester Norwood, was a DB at Florida.

OFF THE FIELD Majored in general studies and is a semester shy of earning his bachelor's degree...Brother, Lester Norwood, was a DB at Florida from 1998-2002.

PRO Selected with the Vikings 2nd pick in the 3rd round of the 2014 Draft, the #96 overall selection...The pick was obtained as part of the Percy Harvin trade to Seattle in 2013...Will work at RB for the Vikings...Turned in impressive NFL Combine performance, notching 32 reps in the bench press to lead all RBs and ran 4.41 in the 40, the 2nd best among RBs and the 10-fastest time of the 2014 Combine and his 40.5" vertical jump was 5th-best in 2014...Selected to play in Senior Bowl.

COLLEGE Dynamic player who lined up at multiple positions during his 47-game collegiate career with 31 starts...Started at QB, WR, RB and CB during his tenure at Georgia Southern...Notched 17 career games with 100+ rushing yards...Ran for 3,899 career yards and 42 rushing TDs...Threw for 12 career TDs and caught 1 TD pass...As a sophomore, had 2 INTs seeing time at CB...Led team in rushing as a junior and senior...Named team MVP as a junior and senior...Scored winning TD as a senior as GSU won their 1st game over a BCS team at Florida, rushing for 125 yards on 9 carries against the Gators...As a junior, had 3rd-best single-season rushing mark in school history with 1,817 yards, trailing former Chicago Bear Adrian Peterson's school record by 115 yards...Helped GSU lead all college football with 399.4 rushing yards per game...Had 316 yards rushing on 34 attempts in playoff game vs. Central Arkansas, just 17 yards away from matching school record for rushing yards in a game...Had 171 yards on the ground and scored 4 rushing TDs against Old Dominion...Notched career-long 87-yard TD run against Howard, ending the day accounting for 5 TDs, 3 rushing and 2 passing...Capped the win in a 3-OT game against UT-Chattanooga with a 2-point conversion run

and had 3 rushing TDs on the day in the win...Had 7 straight games with 100+ rushing yards...

During sophomore season in 2011, started 7 of the 13 games he played in...Had both INTs for the season in playoff game at Maine...Ended 2011 season with 705 all-purpose yards and 9 TDs, catching his lone career TD...Played in 10 games as a true freshman, seeing most action at QB and WR...Scored 3 rushing TDs and ranked 3rd on team with 495 rushing yards.

PREP Earned All-State honors at QB from Atlanta Journal-Constitution and from Georgia Sportwriters as an athlete after his senior season at Sprayberry High in Marietta, GA...Earned Region VII AAAA Player of the Year...Threw for 1,500 yards and ran for 1,300 as a senior...Standout in track, running 100m, 200m, 4x100 relay and compete in long jump.




MCKINNON'S COLLEGE TOTALS

Year	GP/GS	RECEIVING				RUSHING				KO RETURNS				DEFENSE		
		No.	Yds.	Lg	TD	No.	Yds	Lg	TD	No.	Yds.	LG	TD	Tkl	INT	PD
2010	10/1	0	0	0	0	109	495	53	3	0	0	0	0	1	0	0
2011	13/7	6	127	38	1	80	537	75	7	1	41	41	0	4	2	2
2012	14/14	1	15	15	0	269	1,817	87	20	0	0	0	0	0	0	0
2013	10/9	3	23	13	0	161	1,050	66	12	3	33	18	0	0	0	0
Total	47/31	10	165	38	1	619	3,899	87	42	4	74	41	0	5	2	2

PASSING

Year	Att	Cmp	Pct	Yds	TD	INT	Lg
2010	9	3	33.3	24	0	1	9
2011	6	3	50.0	37	1	0	20
2012	49	20	40.8	597	7	3	75
2013	17	8	47.0	171	4	1	50
Total	81	34	41.9	829	12	5	75



DAVID YANKEY #66

POSITION: Guard
HEIGHT/WEIGHT: 6-6/315
DOB: 1-18-92
HOMETOWN: Roswell, GA

COLLEGE: Stanford
ACQUIRED: D5 (#145) for 2014
NFL SEASON: Rookie
VIKINGS SEASON: Rookie

• 2-time consensus All-American at 2 different positions, playing LT in 2012 and G in 2013.

• Teammate of Vikings OL coach Jeff Davidson's son, Nick, who plays OT, at Stanford for the 2012-13 seasons.

• Appeared in BCS Bowl games in 4 consecutive years - Orange Bowl in 2011, Fiesta Bowl in 2011 and the Rose Bowl in 2012 and 2013.

OFF THE FIELD Earned his degree from Stanford in Science, Technology and Society...Born in Sydney, Australia... Son of Darina and the late David Yankey Sr....His mother is from Slovakia and his father was from Ghana...One of three brothers in his family...Joined his family in being active members of Fellowship Bible Church in his hometown of Roswell, GA...Would work with the homeless in his area and volunteer his time in a soup kitchen while encouraging them, providing resources and sharing his faith.

PRO Was the only offensive linemen chosen by the Vikings in the 2014 NFL Draft...Was the 3rd Pac-12 member of the Vikings 2014 draft class joining LB Anthony Barr (UCLA) and DE Scott Crichton (Oregon State)...Selected in 5th round (#145 overall) in 2014 by the Vikings...Played at Stanford under head coach David Shaw, whose father, Willie, is a former Vikings defensive coordinator.

COLLEGE Started 40 out of 41 games over the last 3 seasons dating back to his sophomore campaign...Appeared in 42 career games while making 40 starts...Started 26 games at left guard and 14 games at left tackle...Versatile player who excelled at LG and LT over his career and did appear at all offensive line positions except center during his stay at Stanford...Occasionally lined up at wing-back and TE...2-time All-American in 2012 and 2013 at both the OT and OG positions...Was a unanimous All-American selection in 2013, the 8th unanimous All-American in Stanford history...All-Pac 12 for 3 consecutive seasons (2011-13)...2013 team captain...Spent his junior season at LG and formed part of what many regarded as the most dominant blocking tandem in college with Andrus

Peat...The duo combined for 28 TD-resulting blocks for the ground game...Stanford scored 30 total rushing TDs last year... Yankey did not allow any of the team's 16 sacks during his 13 starts...Aided RB Tyler Gaffney in rushing for 100+ yards in 9 games...The Cardinals racked up 2,904 rushing yards in 2013, a team season-record...Replaced 2nd-round pick, Jonathan Martin at left tackle for his sophomore season...Named consensus All-American for his efforts at left tackle while starting all 14 contests...Recipient of the Morris Trophy, by a vote of the Pac-12's defensive linemen as the Outstanding Offensive Lineman in the Conference...Delivered 17 touchdown-resulting blocks in 2012...Allowed 1 sack on 399 pass plays and cleared the way for Stepan Taylor's 1,530 rushing yards, 2nd highest in school history...Recipient of the team's Outstanding Junior Award...Started all 13 games at left guard during the 2011 season...Honorably mention for the Pac-12 Conference... Protected the #1 pick in the 2012 Draft, QB Andrew Luck...Part of the offensive line that allowed the 7th fewest sacks with 11... Provided time for Andrew Luck to set single-season (37) and career (82) records for TD passes...Finished with 102 knock-downs on the season, the most ever for a first-year Cardinal... Posted 13 touchdown-resulting blocks...Became the 1st true freshman offensive lineman to play for Stanford since Kwame Harris and Kirk Chambers in 2000...Had his season cut short with a season-ending injury after 2 games

PREP Earned All-State honorable mention honors during his senior year at Centennial High School in Roswell, GA...4-time letter winner and a 3-time All-Region choice...Received the Roswell Excalibur Award honoring excellence in athletics and leadership...Weighed just 240 pounds as a junior...Was rated as the 44th best offensive tackle in the nation and a 3-star grade from Scout.com during his senior season.



KICKOFF
EXECUTIVES
STAFF
COACHES
PLAYERS
ROOKIES
2012 SEASON
RECORDS
PLAYOFF RECORDS
HISTORY
EXTRA POINTS



ANTONE EXUM #32

POSITION: Safety
HEIGHT/WEIGHT: 6-0/219
DOB: 2-27-91
HOMETOWN: Glen Allen, VA

COLLEGE: Virginia Tech
ACQUIRED: D6a (#182) for 2014
NFL SEASON: Rookie
VIKINGS SEASON: Rookie

• An All-ACC selection in 2012 suffered a torn ACL in January of 2013 and played in only 3 games in 2013 due to injury.

• 1 of 3 Virginia Tech Hokies selected in the 2014 NFL Draft joining fellow DB Kyle Fuller (1st round, Chicago) and QB Logan Thomas (4th round, Arizona).

OFF THE FIELD Graduated with a degree in finance and completing coursework for a second degree in marketing... High school teammate with Vikings undrafted free agent DE Jake Snyder.

PRO The 1st S drafted by the Vikings since the club selected Harrison Smith 29th overall in 2012...The highest selection of the 3 DBs picked in the Vikings 2014 draft class...1st Vikings draft pick from Virginia Tech since DT Chad Beasley was selected in the 7th round in 2002.

COLLEGE Started the final 30 games he appeared in totaling 35 starts in 44 games played...Versatile player who saw time at multiple positions while at Virginia Tech, play-

ing S and nickel in 2010, S and rover in 2011, CB in 2012 and S in 2013...Named 2nd-Team All-ACC and SI Honorable Mention All-American in 2012 after recording a career-high 5 INTs and 48 tackles...Named 2012 Russell Athletic Bowl MVP after snaring an INT in the win over Rutgers...


As a sophomore in 2011 tallied a career-best 89 tackles.

PREP Was an offensive standout at Deep Run HS, accounting for 2,357 yards and 30 TDs during his senior year...Excelled on both sides of the ball and was ranked the No. 38 athlete prospect in the nation by Rivals...Named to PrepStar's All-Atlantic Region Team as a QB as well as a 1st-Team All-Metro selection as a defender by the Richmond Times-Dispatch.



EXUM'S COLLEGE TOTALS

Year	GP/GS	Tackles			Sacks	INTs	PBU	TFL	FF/FR
		Solo	Asst.	Total					
2010	14/5	28	17	45	0.0	0	9	1.5	1/0
2011	14/14	43	46	89	1.5	1	11	5.0	2/1
2012	13/13	35	13	48	0.0	5	21	1.5	2/1
2013	3/3	4	0	4	0.0	0	1	0.0	0/0
Totals	44/35	110	76	186	1.5	6	42	8.0	5/2



KENDALL JAMES #40

POSITION: Cornerback
HEIGHT/WEIGHT: 5-11/180
DOB: 6-29-91
HOMETOWN: Scotch Plains, NJ

COLLEGE: Maine
ACQUIRED: D6b (#184) for 2014
NFL SEASON: Rookie
VIKINGS SEASON: Rookie

• First-team All-CAA and AP 2nd-Team All-American following 2013 season.

• Second on team with 9 passes defended and tied for second with 2 INTs as a senior.

• First player from Maine to be drafted by Vikings.

OFF THE FIELD Majored in business administration... Worked at summer youth sports camps while attending Maine.

PRO Selected #184 overall by Vikings in 2014...First Maine Black Bear drafted by the Vikings...Second of 3 DBs drafted by Vikings in 2014...Was 1 of 2 CAA players to participate in the 2014 NFL Scouting Combine.

COLLEGE Recorded 147 tackles, 8 INTs and 25 passes defended during career...Appeared in all 48 games from 2010-13, starting 36...First-team All-CAA and AP 2nd-Team All-

American as a senior...Helped school win first CAA title with a 7-1 conference record in 2013... Full-time starter on 2 FCS play-off teams (2011, 2013)...Led secondary that allowed a CAA-low 165.4 passing yards per game in 2013...Tied for 2nd on team with 2 INTs and finished 2nd with 9 passes defended during

final season...In 2012, led team with 12 passes defended and tied for first in INTs (3) and forced fumbles (2)...Returned an INT 100 yards for lone career TD at Bryant (9/15/12)...Named 3rd-Team All-CAA in second year playing after helping Maine reach FCS quarterfinals...Recorded a tackle and intercepted a pass in Maine's 2nd round playoff win over Appalachian State




(12/3/11)...Recorded 16 tackles in 11 games as a redshirt freshman in 2010...Named Maine Scholar-Athlete Rising Star during redshirt season in 2009.

PREP Attended school at Union County Academy but participated in sports for Abraham Clark HS (Roselle, N.J.) as school did not have an athletics program...Helped Abraham Clark to first winning season in 10 years during senior season...Voted to play in 2009 New Jersey vs. Northeast All-Star Game...Earned all-conference and all-league honors during junior and senior seasons...Played defensive back and wide

receiver in high school...Returned an INT 103 yards for a touchdown setting a school record...Three-year starter on Abraham Clark's basketball team...Helped school's track team to a state title during his junior season.

JAMES' COLLEGE TOTALS

Year	GP/GS	Tackles			Sacks	INTs	PBU	TFL	FF/FR
		Solo	Asst.	Total					
2010	11/1	11	5	16	0.0	0	0	0.0	0/0
2011	13/11	35	15	50	0.0	3	4	0.0	1/1
2012	11/11	36	9	45	0.0	3	12	0.0	2/0
2013	13/13	29	7	36	0.0	2	9	2.5	0/0
Totals	48/36	111	36	147	0.0	8	25	2.5	3/1



SHAMAR STEPHEN #93

POSITION: Defensive Tackle
HEIGHT/WEIGHT: 6-5/310
DOB: 2-25-91
HOMETOWN: Westbury, NY

COLLEGE: Connecticut
ACQUIRED: D7a (#220) for 2014
NFL SEASON: Rookie
VIKINGS SEASON: Rookie

- A 2nd-Team All-American Athletic Conference selection as a senior.
- Named Team Captain and Team MVP for 2013 season.

OFF THE FIELD Majored in economics...Participated in HuskyTHON, a philanthropy effort that raises money for Connecticut Children's Medical Summer...Surname pronounced STEF-an

PRO Drafted in the 7th round (#220 overall) in the 2014 NFL Draft...The 1st player from UConn drafted by the Vikings since RB Vince Clements (1971)...First of 3 Vikings 7th-round selections in 2014...One of the Vikings 7 defensive selections in 2014.

COLLEGE Started 30-of-46 games, including the final 22 games...Named 2nd-Team All-American Athletic Conference after recording 60 tackles, 3 sacks and 10 TFLs as a senior...Named Team MVP for 2013 season after being named Team Captain heading into the campaign...Participated in the 2014 Senior Bowl...Started final 10 games of 2012 season after missing the first 2 due to an injury...Registered 26 tackles, 4 passes defended and 2 TFLs as a junior...Earned Honorable Mention Freshman All-American honors as a redshirt freshman in 2010,


STEPHEN'S COLLEGE TOTALS

Year	GP/GS	Tackles			Sacks	INTs	PBU	TFL	FF/FR
		Solo	Asst.	Total					
2010	12/8	13	14	27	2.0	0	0	4.0	0/0
2011	12/0	7	10	17	0.0	0	1	1.0	0/0
2012	10/10	14	12	26	0.0	0	4	2.0	0/0
2013	12/12	21	39	60	3.0	0	1	10.0	0/0
Totals	46/30	55	75	130	5.0	0	6	17.0	0/0

recording 27 tackles, 4 TFLs and 2.0 sacks...Helped UConn to an 8-5 record and a berth in the Tostitos Fiesta Bowl in 2010...Named Defensive Scout Team Player of the Week during redshirt season in 2009...Faced Teddy Bridgewater 3 times during collegiate career, finishing with a 1-2 record.



PREP Two-sport standout at Long Island Lutheran (Brookville, NY) High School, playing football and basketball...Earned All-American Lutheran Team honors after guiding school to 7-2 record as a senior...Finished final prep year with 57 tackles, 12.0 sacks and 2 blocked kicks...Played one season of basketball with current Orlando Magic player Tobias Harris.



BRANDON WATTS #58

POSITION: Linebacker
HEIGHT/WEIGHT: 6-2/231
DOB: 1-21-91
HOMETOWN: Tennile, GA

COLLEGE: Georgia Tech
ACQUIRED: D7b (#223) for 2014
NFL SEASON: Rookie
VIKINGS SEASON: Rookie

• Started 13-of-14 games for Georgia Tech team that appeared in ACC Championship game in 2012.

• One of 3 Georgia Tech players selected in the 2014 NFL Draft joining LB Jeremiah Attaochu (2nd round, New England) and CB Jemea Thomas (6th round, New England).

OFF THE FIELD Earned degree in management in December 2013...Fascinated with fast cars and could see a future working with them after football career is over.

PRO The Vikings 2nd pick in the 7th round, selected #223 overall by Vikings in 2014...1st Yellow Jacket selected by the Vikings since LB Nick Rogers in 2002...2nd LB taken by Vikings in 2014 Draft, joining 1st-round pick (#9 overall) Anthony Barr.

COLLEGE Started 29-of-49 career games during 4-year career at Vikings on Georgia Tech...Played in 4 bowl games during college career...Finished career with 179 tackles and 16 TFLs... Started 12 games as a senior for defense that allowed the 9th-fewest rushing yards per game in NCAA...Tied for 2nd on the Georgia Tech defense with 66 tackles in 2013...Returned

lone career INT 12 yards to seal 35-25 win at Virginia (10/26/13)...

One of the fastest LBs in college football during the 2013 season...

Led the team with 2 FFs and was 2nd with 8.5 TFLs in 2012...

Helped Georgia Tech advance to 2012 ACC Championship game and victory over USC in the Sun Bowl as a junior...Finished 2nd on defense with 3.0 sacks as a sophomore...Redshirted in 2009 during Georgia Tech's ACC Championship season.

PREP Three-sport athlete at Washington County (Tennille, GA) HS, running track and playing football and basketball... Recorded 86 tackles, 9 TFLs and 3 INTs on defense and rushing for 3 TDs as a quarterback as a senior...Named to Augusta Chronicle All-Georgia Team and Region AAA Defensive Player of the Year following senior season in 2008...Served as a team captain as a junior and senior.



WATTS' COLLEGE TOTALS

Year	GP/GS	Tackles			Sacks	INTs	PBU	TFL	FF/FR
		Solo	Asst.	Total					
2010	12/3	12	9	45	0.0	0	0	1.0	0/0
2011	11/1	6	9	89	3.0	0	1	3.0	1/0
2012	14/13	44	33	48	2.0	0	1	8.5	2/0
2013	12/12	42	24	4	2.5	1	1	3.5	1/1
Totals	49/29	104	75	179	7.5	1	3	16.0	4/1



JABARI PRICE #39

POSITION: Cornerback
HEIGHT/WEIGHT: 5-11/200
DOB: 8-31-92
HOMETOWN: Pompano Beach, FL

COLLEGE: North Carolina
ACQUIRED: D7c (#225) for 2014
NFL SEASON: Rookie
VIKINGS SEASON: Rookie

• Played against fellow Vikings 2014 draft pick Teddy Bridgewater from youth football through their college careers.

• Started final 4 games of his true freshman season at RCB for the Tar Heels.

OFF THE FIELD Majored in exercise and sport science, earning his degree in December 2013...High school teammates with Arizona Cardinals standout Patrick Peterson...Attended same high school as former Golden Gophers and Vikings DB Tyrone Carter.

PRO The final pick of the Vikings 2014 Draft class...Was 1 of 3 DBs drafted by the Vikings in 2014 as the club used 7 of its 10 draft picks on the defensive side of the ball... The 1st North Carolina CB drafted since 2004...Selected with

225th overall selection, a pick obtained in trade of draft picks with Carolina.

COLLEGE Started final 24 games of his career at LCB for the Heels...Named Honorable Mention All-ACC as a senior... Started all 13 games at LCB... Ranked 4th on team in 2013 with 80 tackles...Notched career-high

10 tackles against Miami as a senior...Started all 11 games at LCB as a junior and ranked 3rd on team with 76 tackles... Snared 2nd INT of his career in season opener against Elon... Had lone career sack and 8 tackles in win over East Carolina



as a junior, earning ACC Defensive Back of the Week for the game...Missed time as a sophomore with hand injury, starting 2 of the 6 games he played in...Saw time against Missouri in the Independence Bowl...Had season-high 5 tackles against East Carolina...Played in all 13 games as a true freshman and started the final 4 games at RCB...Made 1st career start against Virginia Tech...Grabbed 1st career INT in win over Duke.

PREP Honored as 2nd-Team All-State Class 5A and earned All-Broward County honors as a senior at Ely High in Pompano Beach...Helped squad advance to the Class 5A regionals where the team nearly upset national #1 team St. Thomas Aquinas... Named All-American Scholar by US Achievement Academy... Standout at CB and S...Ran track, excelling in 400m and 4x100 relay...Helped team win 4x100 state championship as a senior.

PRICE'S COLLEGE TOTALS

Year	GP/GS	Tackles			Sacks	INTs	PBU	TFL	FF/FR
		Solo	Asst.	Total					
2010	13/4	15	5	20	0.0	1	5	0.0	0/0
2011	6/2	11	5	16	0.0	0	2	1.0	0/0
2012	11/11	50	26	76	1.0	1	9	4.0	1/0
2013	13/13	62	18	80	0.0	0	9	4.5	1/1
Totals	43/30	138	54	192	1.0	2	25	9.5	2/1

2014 ROOKIE FREE AGENTS

PIERCE BURTON, #76, T, MISSISSIPPI, 6-6, 305, DOB: 4/16/91

- Redshirted and played freshman season at San Jose State before transferring to City College of San Francisco for his sophomore season and finished collegiate career at Mississippi where he spent his junior and senior seasons.
- At City College of San Francisco was a member of the team that went 12-0 and won a state and national title.
- Selected to the 2014 College All-Star Bowl on the campus of Furman University.
- Started all 26 games at RT as a Rebel in his 2 seasons at Mississippi.
- During the 2013 campaign was a member of the offensive line that helped produce the most single-season yards in school history (6,153).
- A member of the offensive line that helped set a school record 751 yards vs. Troy (11/16/13).
- As a junior, helped the Rebel offense score the 3rd-most points in program history (409).
- Graduated in December 2013 with a degree in general studies.
- Has 12 years of experience sailboat racing for the Richmond (CA) Yacht Club.
- Attended high school at Rio Americano in Sacramento, Calif.

KAIN COLTER, #13, WR, NORTHWESTERN, 6-0, 195, DOB: 5/24/92

- Two-year team co-captain, 2-time All-Big Ten Honorable Mention.
- Ranks among NU's all-team leaders in pass efficiency rating (2nd, 139.0), career rushing yards (8th, 2,180), career rushing touchdowns (5th, 28), career rushing yards by a QB (1st, 2,180).
- Will transition to a full-time WR with the Vikings after serving as an option QB with the Wildcats.
- Established a Wildcat single-season QB rushing record as a junior with 891 yards.
- Started 30 games, playing in multiple positions throughout career.
- Scored 50 TDs at Northwestern, including 18 passing, 4 receiving and 28 rushing.
- Co-founded the College Athletes Players Association.

- Earned degree in psychology.
- Attended Cherry Creek High in Denver, CO.

RAKIM COX, #68, DE, VILLANOVA, 6-4, 265, DOB: 2/12/91

- Full-time starter for 4 seasons, starting 46-of-47 games.
- Led Villanova's defense with team-best 9 sacks in addition to 11.5 TFLs during 2013 season.
- First-team All-CAA in 2012 and 2013.
- Recorded multiple sacks in 3 games in 2013.
- Notched 18.0 sacks, 33.5 TFLs, 4 FFs and 4 blocked kicks in 4-year career.
- Helped team advance to FCS Semifinals during 1st season playing in 2010 after redshirting in 2009.
- Majored in sociology.
- Named conference Athlete of the Year following his senior year at San Diego High School in San Diego, CA.

ISAME FACIANE, #76, DT, FLORIDA INTERNATIONAL, 6-4, 302, DOB: 5/11/91

- Started 29-of-49 games during his 4 years at FIU, earning Honorable Mention All-Conference USA honors as a senior.
- Led team with 11.5 TFLs during 2013 season and set a career-best with 53 tackles as a senior.
- Blocked a 44-yard FG vs. Southern Mississippi as time expired to preserve a FIU win.
- Coached by defensive line coach Andre Patterson during final season at Florida International.
- Enjoys cooking, which he learned from his grandmother.
- Majored in liberal studies.
- Class 4A All-State in football and state runner-up in power-lifting at Salmen High in Slidell, LA.

DONTE FOSTER, #2, WR, OHIO, 6-1, 193, DOB: 11/10/90

- Became the 2nd player in school history to surpass the 1,000-yard receiving mark when he finished with 1,018 receiving yards in 2013.
- Earned 2nd-team All-MAC honors following senior season.

- Earned MVP honors in the Beef O' Brady's Bowl after recording a bowl-record 160 receiving yards against East Carolina.
- Played in 51 games during 4-year career at Ohio.
- Finished with 2,170 receiving yards and 21 TDs on 167 receptions.
- Played college basketball at Seminole State College in Seminole, OK, before transferring to Ohio University.
- Had the #1 play on ESPN's SportsCenter when he made a shot with his back to the basket during a high school basketball game.
- Graduated with a degree in sociology-criminology.
- Attended Guthrie HS in Guthrie, OK.

MATT HALL, #72, T, BELHAVEN, 6-9, 326, DOB: 4/24/90

- Transferred to Belhaven from Mississippi following the 2011 season.
- Anchored the right side of the offensive line that helped the Blazers average 387.9 yards per game.
- 2013 AFCA NAIA All-America 1st-Team, Mid-South 1st-Team All-Conference West Division selection.
- Named a finalist for the 2013 Conerly Trophy, which is given annually to the player voted Mississippi's most outstanding college football player.
- Brother, Mitch, plays football at Missouri.
- Plays the fiddle.
- Prepped at Russelville (Ark.) High School where he was ranked the 4th overall Arkansas prospect.

ZAC KERIN, #59, C, TOLEDO, 6-5, 305, DOB: 8/13/91

- Selected to the All-MAC team 3 consecutive seasons - 2013 (2nd team), 2012 (1st team), 2011 (2nd team).
- Appeared in 50 career games, earning 38 career starts. Did not miss a game over the final 3 years of collegiate career.
- Anchored an offensive line that only allowed 5 sacks during the 2013 campaign, which ranked 1st nationally.
- Key part of the offense that ranked 3rd in the MAC for total offense (445.2 ypg) and 5th in scoring (31.5 ppg).
- Academic All-District and Academic All-MAC selection in 2012 with a 3.61 GPA.
- Visited the Vikings on the pre-draft Top-30 visit.
- Enjoys fishing and paintball.
- Will receive bachelor's degree in civil engineering upon completion of an internship.
- Prepped at Olentangy High school in Lewis Center, Ohio.

AC LEONARD, #89, TE, TENNESSEE STATE, 6-2, 250, DOB: 1/15/92

- Transferred to Tennessee State following his freshman year in 2011 from Florida, where he was teammates with Sharrif Floyd.
- Florida's lone true freshman to record a reception during the 2011 season.
- Played in 10 contests during the 2012 campaign, earning 8 starts.
- Named FCS National Tight End of the Year following 2012 season at Tennessee State.
- Earned 1st-team All-American honors in his final 2 seasons.
- 2012 AP All-American, 2012 All-OVC 1st-Team Selection, 2012 Sports Network FCS All-American.

- Played in 12 games as a senior amassing 441 yards on 34 catches with 5 touchdowns for the Tigers.
- Participated in the Under Armour High School All-American Game.
- Prepped at University Christian School in Jacksonville, FL.
- Majored in Criminal Justice.

ERIK LORA, #14, WR, EASTERN ILLINOIS, 5-10, 202, DOB: 3/14/91

- Two-time Walter Payton Award Finalist, given to the most outstanding offensive player in Football Championship Subdivision, finishing 4th in 2013 and 7th in 2012.
- Set the single-season mark for most receptions in NCAA FCS history with 136 catches in 2012, recording the 2nd-most in 2013 with 123.
- Started 35 games during collegiate career.
- Teammates with New England Patriots 2014 2nd-round pick QB Jimmy Garoppolo.
- Caught 19 TD passes in 2013, the most in Ohio Valley Conference history.
- Consensus 1st-team All-American in 2012 and 2013.
- Finished career with 332 receptions, 4,016 receiving yards and 35 TDs in 48 appearances.
- Named 2012 Ohio Valley Conference Male Athlete of the Year.
- Has completed coursework to earn degree in kinesiology.
- Attended Christopher Columbus HS in Miami, FL where he played football against Vikings QB Teddy Bridgewater.

ANTONIO RICHARDSON, #78, T, TENNESSEE, 6-6, 330, DOB: 2/24/92

- Started 24 consecutive games at LT for the Vols including all 12 games during the 2012 and 2013 seasons and played in 36 total games at Tennessee.
- A member of the offensive line that aided the Volunteer offense gain 2,261 rushing yards in 2013, the most by Tennessee since 2004.
- CBSSports.com 3rd Team All-American, AP All-SEC 2nd Team Selection.
- Aided offense in school-record 718 yards vs. Troy (11/3/12) in which current teammate Cordarrelle Patterson amassed a team-best 219 receiving yards. Richardson and Patterson were teammates for one season.
- Competed in the 2011 U.S. Army All-American Game.
- Majored in communications.
- Attended Pearl-Cohn High School in Nashville, Tenn.

TYLER SCOTT, #64, DE, NORTHWESTERN, 6-4, 250, DOB: 5/6/91

- Appeared in 49 games, making 31 starts, during 4-year career.
- Started all 12 games as a co-captain during senior year.
- Named 2013 Team MVP and 2nd-team All-Big Ten.
- Finished 6th in school history with 16.0 career sacks.
- Ranked 2nd in the Big Ten with a team-best 9.0 sacks in 2012.
- Served as a member on Northwestern's 12-player leadership council in final 2 seasons.
- Honored as Academic All-Big Ten as a junior and senior, including being named a Big Ten Distinguished Scholar in 2012.
- Captain of basketball and football teams at Howland HS in Warren, OH.

JAKE SNYDER, #78, DE, VIRGINIA, 6-4, 275, DOB: 4/7/91

- Started final 24 games at Virginia, and 36-of-37 games to end career.
- Appeared in 49 games during 4 years at Virginia, notching 149 tackles, 5 sacks, 17.5 TFLs and 11 passes defended.
- Served as a team captain during 2013 season, finishing 4th on the team with 55 tackles.
- Led all Virginia defensive linemen in tackles in 2012 (44) and 2013 (55).
- Earned ACC All-Academic honors in 2012 and 2013.
- Earned a degree in environmental studies in 2013 and worked towards a master's degree in educational psychology.
- Coached by Vikings strength coach Evan Marcus, who served as Virginia's Director of Football Training.
- High school teammates with 2014 6th-round pick Antone Exum at Deep Run HS in Glen Allen, VA.

AUSTIN WENTWORTH, #79, G, FRESNO STATE, 6-4, 315, DOB: 5/10/90

- Named Sports Illustrated honorable mention All-American following senior season.
- Two-time 1st-Team All-Mountain West selection.
- Finished career with 43 starts, including 42 consecutive.
- Key member of the offensive line that paced the way for the FBS-leading passing attack (394.8 ypg).
- Member of a unit that allowed only 11 sacks in 13 games during the 2013 campaign.
- Helped the Bulldog offense establish 19 school records in 2013.

- Scored a rare offensive line touchdown on a hook-and-ladder play vs. Cal Poly (9/7/13).
- Attended Whitney High School in Rocklin, CA.

DOMINIQUE WILLIAMS, #43, RB, WAGNER, 5-9, 205, DOB: 9/2/90

- Finished with 4,435 rushing yards, 3rd-most in Wagner history for the Staten Island, NY school.
- Reached the 1,000+ rushing mark in 3 seasons.
- Rushed for 100+ yards in 26-of-43 games.
- Helped Wagner to a win over Colgate in the FCS playoffs in the school's 1st playoff appearance, becoming the 1st team from the Northeast Conference to win a playoff game in football. Advanced to face Eastern Washington in the playoffs where their season ended.
- Ranks 4th in conference history in rushing yards (4,435) and all-purpose yards (5,444)
- The 1st player in school history to serve as a team captain for 3 seasons.
- Sat out the 2010 season with a knee injury.
- Earned degree in sociology with a concentration in family studies/social work in 2013.
- Spent a year after high school prepping at Milford Academy (New Berlin, NY) before enrolling at Wagner.
- Attended Bridgeton HS in Bridgeton, NJ.



Pierce Burton



Kain Colter




Rakim Cox




Isame Faciane



Donte Foster



Matt Hall



Zac Kerin




A.C. Leonard



Erik Lora




Antonio Richardson



Tyler Scott



Jake Snyder



Austin Wentworth



Dominique Williams

2014 VIKINGS ROSTER

No.	Name	Pos	Ht	Wt	Birthdate	Exp	College	HS Hometown	Acquired
2	Donte Foster	WR	6-1	193	11/10/90	R	Dhio	Guthrie, OK	UDFA '14
3	Blair Walsh	K	5-10	192	1/8/90	3	Georgia	Boca Raton, FL	D6 '12
5	Teddy Bridgewater	QB	6-2	210	11/10/92	R	Louisville	Miami, FL	D1b '14
7	Christian Ponder	QB	6-2	229	2/25/88	4	Florida State	Colleyville, TX	D1 '11
11	Josh Cooper	WR	5-11	185	1/8/89	3	Oklahoma State	Mustang, OK	UDFA '14
12	Kamar Jordan	WR	6-3	200	5/17/89	1	Bowling Green	Lansdowne, PA	FA '14
13	Kain Colter	WR	6-0	195	5/24/92	R	Northwestern	Denver, CO	UDFA '14
14	Erik Lora	WR	5-10	202	3/14/91	R	Eastern Illinois	Miami, FL	UDFA '14
15	Greg Jennings	WR	6-0	195	9/21/83	9	Western Michigan	Kalamazoo, MI	UDFA '13
16	Matt Cassel	QB	6-4	228	5/17/82	10	Southern California	Chatsworth, CA	FA '13
17	Jarius Wright	WR	5-10	180	11/25/89	3	Arkansas	Warren, AR	D4a '12
18	Jeff Locke	P	6-0	203	9/27/89	2	UCLA	Glendale, AZ	D5 '13
19	Adam Thielen	WR	6-2	195	8/22/90	1	Minn. State-Mankato	Detroit Lakes, MN	UDFA '13
20	Kurt Coleman	S	5-11	200	7/1/88	5	Ohio State	Clayton, OH	FA '14
21	Josh Robinson	CB	5-10	199	1/8/91	3	Central Florida	Sunrise, FL	D3 '12
22	Harrison Smith	S	6-2	214	2/2/89	3	Notre Dame	Knoxville, TN	D1b '12
23	Joe Banyard	RB	5-10	205	11/12/88	2	Texas-El Paso	Sweetwater, TX	PS '12
24	Captain Munnerlyn	CB	5-8	195	4/10/88	6	South Carolina	Mobile, AL	FA '14
26	Robert Steeples	CB	6-1	195	11/27/89	1	Memphis	St. Louis, MO	PS '13
27	Shawn Prater	CB	5-10	190	10/27/89	3	Iowa	Omaha, NE	W (PH) '13
28	Adrian Peterson	RB	6-1	217	3/21/85	8	Oklahoma	Palestine, TX	D1 '07
29	Xavier Rhodes	CB	6-1	210	6/19/90	2	Florida State	Miami, FL	D1b '13
30	Brandon Bishop	S	6-1	208	1/23/91	1	NC State	Boca Raton, FL	UDFA '13
31	Jerick McKinnon	RB	5-9	208	5/3/92	R	Georgia Southern	Marietta, GA	D3b '14
32	Antone Exum	S	6-0	219	2/27/91	R	Virginia Tech	Glen Allen, VA	D6a '14
33	Jamarca Sanford	S	5-10	200	8/27/85	6	Mississippi	Batesville, MS	D7 '09
34	Andrew Sendejo	S	6-1	200	9/9/87	4	Rice	San Antonio, TX	FA '11
35	Marcus Sherels	CB	5-10	175	9/30/87	4	Minnesota	Rochester, MN	FA '10
36	Robert Blanton	S	6-1	200	9/7/89	3	Notre Dame	Matthews, NC	D5 '12
37	Derek Cox	CB	6-1	195	9/22/86	6	William & Mary	Greenville, N.C.	FA '14
38	Julian Posey	CB	6-0	195	7/17/88	3	Ohio	Cincinnati, OH	W (CLE) '14
39	Jabari Price	CB	5-11	200	8/31/92	R	North Carolina	Pompano Beach, FL	D7c '14
40	Kendall James	CB	5-11	180	6/29/91	R	Maine	Scotch Plains, NJ	D6b '14
41	Mistral Raymond	S	6-1	202	9/7/87	4	South Florida	Palmetto, FL	D6b '11
42	Jerome Felton	FB	6-0	248	7/3/86	7	Furman	Madisonville, TN	UDFA '12
43	Dominique Williams	RB	5-9	205	9/2/90	R	Wagner	Bridgeport, NJ	UDFA '14
44	Matt Asiata	RB	6-0	234	7/24/87	3	Utah	Santa Ana, CA	FA '11
46	Cullen Loeffler	LS	6-5	241	1/27/81	11	Texas	Ingram, TX	FA '04
48	Zach Line	FB	6-1	233	4/26/90	2	SMU	Oxford, MI	UDFA '13
49	Dom DeCicco	LB	6-3	235	9/11/88	3	Pittsburgh	Jefferson Hills, PA	FA '14
50	Gerald Hodges	LB	6-2	243	1/17/91	2	Penn State	Paulsboro, NJ	D4 '13
51	Larry Dean	LB	6-0	226	8/7/88	4	Valdosta State	Tifton, GA	FA '11
52	Chad Greenway	LB	6-3	237	1/12/83	9	Iowa	Mt. Vernon, SD	D1 '06
54	Jasper Brinkley	LB	6-1	252	7/12/85	6	South Carolina	Thomson, GA	FA '14
55	Anthony Barr	LB	6-5	255	3/18/92	R	UCLA	San Pedro, CA	D1a '14
56	Michael Mauti	LB	6-2	243	1/19/90	2	Penn State	Mandeville, LA	D7a '13
57	Audie Cole	LB	6-5	239	6/1/89	3	NC State	Monroe, MI	D7a '12
58	Brandon Watts	LB	6-2	231	1/21/91	R	Georgia Tech	Tenille, CA	D7b '14
59	Zac Kerin	C	6-5	305	8/13/91	R	Toledo	Lewis Center, OH	UDFA '14
59	Mike Zimmer	LB	6-2	239	9/23/90	1	Illinois State	Prospect Heights, IL	FA '14
60	Jeff Baca	C	6-3	302	1/10/90	2	UCLA	Mission Viejo, CA	D6 '13
61	Joe Berger	C	6-5	305	5/25/82	10	Michigan Tech	Newaygo, MI	FA '11
62	Vladimir Ducasse	G	6-5	325	10/15/87	5	Massachusetts	Stamford, CT	FA '14
63	Brandon Fusco	G	6-4	306	7/26/88	4	Slippery Rock	Cranberry Township, PA	D6c '11
64	Tyler Scott	DE	6-4	250	5/6/91	R	Northwestern	Warren, OH	UDFA '14
65	John Sullivan	C	6-4	301	8/8/85	7	Notre Dame	Old Greenwich, CT	D6a '08
66	David Yankey	G	6-6	315	1/18/92	R	Stanford	Roswell, GA	D5 '14
67	Mike Remmers	T	6-5	300	4/11/89	2	Oregon State	Portland, OR	W (SD) '13
68	Rakim Cox	DE	6-4	265	2/12/91	R	Villanova	San Diego, CA	UDFA '14
68	Kevin Murphy	T	6-7	305	2/16/90	2	Harvard	San Clemente, CA	FA '12
69	Spencer Nealy	DE	6-3	295	12/8/90	1	Texas A&M	San Antonio, TX	FA '13
71	Phil Loadholt	T	6-8	343	1/21/86	6	Oklahoma	Fountain, CO	D2 '09
72	Matt Hall	T	6-9	326	4/24/90	R	Belhaven	Russellville, AR	UDFA '14
73	Sharrif Floyd	DT	6-3	305	5/28/91	2	Florida	Philadelphia, PA	D1a '13
74	Charlie Johnson	G	6-4	305	5/2/84	9	Oklahoma State	Sherman, TX	UDFA '11
75	Matt Kalil	T	6-7	308	7/6/89	3	Southern California	Corona, CA	D1a '12
76	Pierce Burton	T	6-6	305	4/16/91	R	Mississippi	Sacramento, CA	UDFA '14
76	Isame Faciane	DT	6-4	302	5/11/91	R	Florida International	Slidell, LA	UDFA '14
78	Antonio Richardson	T	6-6	330	2/24/92	R	Tennessee	Nashville, TN	UDFA '14
78	Jake Snyder	DE	6-4	275	4/7/91	R	Virginia	Glen Allen, VA	UDFA '14
79	Kheeston Randall	DT	6-5	325	5/7/90	2	Texas	Beaumont, TX	FA '14
79	Austin Wentworth	G	6-4	315	5/10/90	R	Fresno State	Rocklin, CA	UDFA '14
81	Jerome Simpson	WR	6-2	190	2/4/86	7	Coastal Carolina	Reidsville, NC	UDFA '12
82	Kyle Rudolph	TE	6-6	259	11/9/89	4	Notre Dame	Cincinnati, OH	D2 '11
83	Rodney Smith	WR	6-5	220	3/11/90	2	Florida State	Miami, FL	UDFA '13
84	Cordarrelle Patterson	WR	6-2	220	3/17/91	2	Tennessee	Rockhill, SC	D1c '13
85	Rhett Ellison	TE	6-5	250	10/3/88	3	Southern California	Portola Valley, CA	D4b '12
86	Chase Ford	TE	6-6	255	7/19/90	2	Miami	Corrigan, TX	PS '12
87	Allen Reisner	TE	6-3	255	9/29/88	4	Iowa	Cedar Rapids, IA	FA '14
89	AC Leonard	TE	6-2	250	1/15/92	R	Tennessee State	Jacksonville, FL	UDFA '14
90	Fred Evans	DT	6-4	305	11/6/83	8	Texas State	Morgan Park, IL	FA '07
91	Chase Baker	DT	6-2	300	5/21/88	2	Boise State	Rocklin, CA	UDFA '12
92	Tom Johnson	DT	6-3	288	8/30/84	4	Southern Mississippi	Moss Point, MS	FA '14
93	Shamar Stephen	DT	6-5	310	2/25/91	R	Connecticut	Westbury, NY	D7a '14
94	Justin Trattout	DE	6-4	250	8/28/88	3	Florida	Ramsey, NJ	W (NYG) '13
95	Scott Crichton	DE	6-3	273	10/1/91	R	Oregon State	Tacoma, WA	D3a '14
96	Brian Robison	DE	6-3	259	4/27/83	8	Texas	Splendorza, TX	D4 '07
97	Everson Griffen	DE	6-3	273	12/22/87	5	Southern California	Avondale, AZ	D4 '10
98	Linval Joseph	DT	6-4	323	10/10/88	5	East Carolina	Gainesville, FL	FA '14
99	Corey Wootton	DT	6-6	270	6/22/87	5	Northwestern	Rutherford, NJ	FA '14

KICKOFF
EXECUTIVES
STAFF
COACHES
PLAYERS
ROOKIES
2012 SEASON
RECORDS
HISTORY
PLAYOFF RECORDS
EXTRA POINTS

102.1 FM
K102

TODAY'S COUNTRY

THIS IS VIKINGS COUNTRY!



2014 TEAM GUIDE



2013 REVIEW

KICKOFF
EXECUTIVES
STAFF
COACHES
PLAYERS
ROOKIES
2013 SEASON
RECORDS
PLAYOFF RECORDS
HISTORY
EXTRA POINTS

2013 REGULAR SEASON STATISTICS

WON 5, LOST 10, TIED 1

9/8 ... L 24-34 ... at Detroit	62,461
9/15 ... L 30-31 ... at Chicago	62,181
9/22 ... L 27-31 ... vs. Cleveland	63,672
9/29 ... W 34-27 ... vs. Pittsburgh (London)	83,518
10/13 ... L 10-35 ... vs. Carolina	63,963
10/21 ... L 7-23 ... at New York Giants	79,314
10/27 ... L 31-44 ... vs. Green Bay	64,011
11/3 ... L 23-27 ... at Dallas	85,360
11/7 ... W 34-27 ... vs. Washington	64,011
11/17 ... L 20-41 ... at Seattle	68,235
11/24 ... T 26-26 (OT) at Green Bay	77,871
12/1 ... W 23-20 (OT) vs. Chicago	64,134
12/8 ... L 26-29 ... at Baltimore	70,921
12/15 ... W 48-30 ... vs. Philadelphia	64,087
12/22 ... L 14-42 ... at Cincinnati	61,555
12/29 ... W 14-13 ... vs. Detroit	64,134

	MINN	OPP
TOTAL FIRST DOWNS	309	368
RUSHING	106	101
PASSING	173	247
PENALTY.....	30	20
3RD DOWN: MADE/ATT	78/214	102/231
3RD DOWN PCT.	36.4%	44.20%
4TH DOWN: MADE/ATT	10/19	11/18
4TH DOWN PCT.	52.6%	61.1%

POSSESSION AVG.	27:39	32:21
TOTAL NET YARDS	5508	6365
AVG. PER GAME	344.3	397.8
TOTAL PLAYS	1013	1132
AVG. PER PLAY	5.4	5.6
NET YARDS RUSHING	2081	1767
AVG. PER GAME	130.1	110.4
TOTAL RUSHES	423	443
NET YARDS PASSING	3427	4598
AVG. PER GAME	214.2	287.4
SACKED/YARDS LOST	44/218	41/274
GROSS YARDS	3645	4482
ATTEMPTS/COMPLETIONS	546/325	648/419
COMPLETION PCT.	59.5%	64.7%
HAD INTERCEPTED	19	12
PUNTS/AVERAGE	75/44.2	77/43.2
NET PUNTING AVG.	39.2	37.8
PENALTIES/YARDS	70/695	100/1003
FUMBLES/BALL LOST	23/13	17/8
TOUCHDOWNS	45	57
RUSHING	23	14
PASSING	18	37
RETURNS	4	6

SCORE BY PERIODS	Q1	Q2	Q3	Q4	OT	PTS
Team	82	108	85	110	6	391
Opponents	105	125	114	133	3	480

SCORING	TD	Ru	Pa	Rt	K-PAT	FG	2PT	PTS
B. Walsh	0	0	0	0	43/44	26/30	0	121
A. Peterson.....	11	10	1	0	0/0	0/0	0	66
C. Patterson.....	9	3	4	2	0/0	0/0	0	54
G. Jennings.....	4	0	4	0	0/0	0/0	0	24
C. Ponder	4	4	0	0	0/0	0/0	0	24
K. Rudolph.....	3	0	3	0	0/0	0/0	0	18
M. Asiatia	3	3	0	0	0/0	0/0	0	18
J. Wright.....	3	0	3	0	0/0	0/0	0	18
T. Gerhart.....	2	2	0	0	0/0	0/0	0	12
M. Cassel.....	1	1	0	0	0/0	0/0	0	6
R. Ellison.....	1	0	1	0	0/0	0/0	0	6
B. Robison.....	1	0	1	0	0/0	0/0	0	6
J. Carlson.....	1	0	1	0	0/0	0/0	0	6
J. Simpson.....	1	0	1	0	0/0	0/0	0	6
M. Sherels.....	1	0	0	1	0/0	0/0	0	6
TEAM	45	23	18	4	43/44	26/30	0	391
OPPONENTS	57	37	6	53/53	27/29	2	480	

2-Pt. Conversions: Team 0/1, Opponents 2/4

Sacks: J. Allen 11.5, B. Robison 9.0, E. Griffen 5.5, E. Henderson 4.0, K. Williams 3.5, C. Greenway 3.0, S. Floyd 2.5, A. Cole 1.0, L. Guion 1.0
Team: 41, Opponents: 44

RUSHING	No.	Yds	Avg	Long	TD
A. Peterson.....	279	1266	4.5	78T	10
T. Gerhart.....	36	283	7.9	41T	2
M. Asiatia.....	44	166	3.8	39	3
C. Patterson.....	12	158	13.2	50T	3
C. Ponder.....	34	151	4.4	19T	4
M. Cassel.....	18	57	3.2	13	1
TEAM	423	2081	4.9	78T	23
OPPONENTS	443	1767	4.0	41	14

RECEIVING	No.	Yds	Avg	Long	TD
G. Jennings.....	68	804	11.8	70T	4
J. Simpson.....	48	726	15.1	51	1
C. Patterson.....	45	469	10.4	79T	4
J. Carlson.....	32	344	10.8	30	1
K. Rudolph.....	30	313	10.4	31T	3
A. Peterson.....	29	171	5.9	22	1
J. Wright.....	26	434	16.7	42	3
T. Gerhart.....	13	88	6.8	13	0
C. Ford.....	11	133	12.1	37	0
J. Felton.....	6	37	6.2	11	0
R. Ellison.....	5	61	12.2	17	1
J. Webb.....	5	33	6.6	15	0
M. Asiatia.....	5	13	2.6	8	0
J. Banyard.....	1	11	11.0	11	0
Z. Line.....	1	8	8.0	8	0
TEAM	325	3645	11.2	79T	18
OPPONENTS	419	4872	11.6	80T	37

INTERCEPTIONS	No.	Yds	Avg	Long	TD
C. Greenway.....	3	23	7.7	23	0
E. Henderson.....	2	19	9.5	10	0
H. Smith.....	2	4	2.0	4	0
S. Prater.....	1	30	30.0	30	0
A. Sendejo.....	1	1	1.0	1	0
A. Jefferson.....	1	1	1.0	1	0
M. Sherels.....	0	0	0.0	0	0
K. Williams.....	1	0	0.0	0	0
TEAM	12	78	6.5	30	0
OPPONENTS	19	370	19.5	49	3

PUNTING	No.	Yds	Avg	Net	TB	In	Lg	B
J. Locke.....	75	3316	44.2	39.2	3	23	65	0
TEAM	75	3316	44.2	39.2	3	23	65	0
OPPONENTS	77	3325	43.2	37.8	4	27	69	0

PUNT RETURNS	Ret	FC	Yds	Avg	Long	TD
M. Sherels.....	22	27	335	15.2	86T	1
C. Patterson.....	0	1	0	0.0	0	0
TEAM	22	28	335	15.2	86T	1
OPPONENTS	36	20	318	8.8	93T	1

KICKOFF RETURNS	No.	Yds	Avg	Long	TD
C. Patterson.....	43	1393	32.4	109T	2
T. Gerhart.....	7	106	15.1	20	0
M. Asiatia.....	2	28	14.0	20	0
J. Felton.....	2	22	11.0	13	0
C. Ford.....	2	17	8.5	15	0
J. Carlson.....	2	13	6.5	12	0
S. Floyd.....	2	9	4.5	9	0
A. Jefferson.....	1	21	21.0	21	0
J. Webb.....	1	9	9.0	9	0
J. Wright.....	1	9	9.0	9	0
R. Ellison.....	1	7	7.0	7	0
J. Banyard.....	1	6	6.0	6	0
M. Mitchell.....	1	6	6.0	6	0
TEAM	66	1646	24.9	109T	2
OPPONENTS	41	1113	27.1	80	1

FIELD GOALS	1-19	20-29	30-39	40-49	50+
B. Walsh.....	0/0	7/7	12/12	5/6	2/5
TEAM	0/0	7/7	12/12	5/6	2/5
OPPONENTS	0/0	10/10	8/8	6/7	3/4

Walsh: (52G) (28G, 28G, 22G) (43G, 30G) (54G, 37G, 44WL) (22G) (53SH) (36 G) (23G) (23G) (39G, 40G) (32G, 45G) (36G, 47G, 29G, 35G) (32G, 30G, 57WL, 34G) (39G, 40G) (55WL, 21G, 38G) (0)
Opponents: (33G, 42G) (20G) (38G) (26G, 28G) (0) (35G, 23G, 36G) (30G, 20G, 45G) (41G, 44G) (20G, 40G) (50G, 26G) (27G, 20G) (30G, 40G, 66SH, 47WR) (35G, 51G, 33G) (0) (25G, 53G)

Fumbles Lost: C. Ponder 4, A. Peterson 3, J. Carlson 1, M. Sherels 1, T. Gerhart 1, M. Asiatia 1, S. Floyd 1, M. Cassel 1 **Total: 13**
Opponent Fumble Recoveries: K. Williams 1, C. Loeffler 1, B. Robison 1, M. Mitchell 1, L. Guion 1, J. Sanford 1, L. Lean 1, H. Smith 1 **Total: 8**

Passing	Att	Cmp	Yds	Cmp%	Yds/Att	TD	TD%	Int	Int%	Long	Sack	Lost	Rating
M. Cassel.....	254	153	1807	60.2%	7.1	11	4.3%	9	3.5%	79T	16	85	81.6
C. Ponder.....	239	152	1648	63.6%	6.9	7	2.9%	9	3.8%	47	27	119	77.9
J. Freeman.....	53	20	190	37.7%	3.6	0	0.0%	1	1.9%	22	1	14	40.6
TEAM	546	325	3645	59.5%	6.7	18	3.3%	19	3.5%	79T	44	218	76.0
OPPONENTS	648	419	4872	64.7%	7.5	37	5.7%	12	1.9%	80T	41	274	88.6

2013 REGULAR SEASON DEFENSIVE STATISTICS

	TKL	AST	COMB	SACK	TFL	QBH	INT	PD	FF	FR
C. Greenway.....	113	54	167	3.0	10.0	11	3	7	0	0
E. Henderson.....	99	55	154	4.0	15.0	6	2	3	2	0
A. Sendejo.....	67	37	104	0.0	4.0	1	1	4	0	0
J. Sanford.....	59	20	79	0.0	0.0	1	0	3	2	1
H. Smith.....	50	16	66	0.0	2.0	0	2	3	1	1
X. Rhodes.....	48	13	61	0.0	2.0	0	0	23	1	0
R. Blanton.....	40	19	59	0.0	1.0	0	0	6	0	0
J. Allen.....	39	17	56	11.5	16.0	37	0	5	2	0
J. Robinson.....	41	11	52	0.0	5.0	3	0	7	1	0
A. Cole.....	33	16	49	1.0	3.0	6	0	3	1	0
M. Mitchell.....	26	22	48	0.0	2.0	0	0	2	0	1
M. Sherels.....	39	7	46	0.0	2.0	0	1	14	0	0
B. Robison.....	32	11	43	9.0	14.0	40	0	3	0	1
C. Cook.....	37	5	42	0.0	1.0	0	0	9	0	0
K. Williams.....	20	13	33	3.5	4.5	19	1	6	0	1
E. Griffen.....	19	11	30	5.5	9.0	27	0	1	1	0
S. Floyd.....	17	12	29	2.5	7.5	7	0	4	0	0
L. Guion.....	11	12	23	1.0	3.0	2	0	1	1	1
F. Evans.....	12	9	21	0.0	2.0	4	0	4	1	0
M. Raymond.....	11	7	18	0.0	0.0	0	0	2	0	0
D. Bishop.....	6	2	8	0.0	3.0	0	0	0	0	0
S. Prater.....	6	0	6	0.0	0.0	0	1	7	0	0
C. Baker.....	3	2	5	0.0	0.0	0	0	0	0	0
A. Jefferson.....	4	0	4	0.0	0.0	0	1	1	0	0
M. Mauti.....	1	1	2	0.0	0.0	0	0	0	0	0
L. Dean.....	1	1	2	0.0	0.0	0	0	0	0	0
TOTALS.....	834	373	1207	41.0	106.0	164	12	118	13	6

2013 REGULAR SEASON SPECIAL TEAMS STATISTICS

	SOLO	AST	COMB	FF	FR	BL
R. Blanton.....	10	9	19	0	0	0
L. Dean.....	14	4	18	1	1	0
M. Mauti.....	9	4	13	0	0	0
A. Sendejo.....	6	7	13	0	0	0
G. Hodges.....	6	3	9	0	0	0
M. Mitchell.....	4	4	8	0	0	0
M. Sherels.....	6	1	7	1	0	0
A. Jefferson.....	5	1	6	0	0	0
C. Loeffler.....	4	1	5	0	1	0
M. Asiata.....	3	2	5	0	0	0
H. Smith.....	1	4	5	0	0	0
J. Robinson.....	4	0	4	0	0	0
A. Cole.....	2	2	4	0	0	0
M. Raymond.....	2	2	4	0	0	0
S. Prater.....	3	0	3	0	0	0
R. Ellison.....	1	2	3	0	0	0
J. Sanford.....	1	2	3	0	0	0
R. Smith.....	2	0	2	0	0	0
E. Griffen.....	0	2	2	0	0	0
J. Trattou.....	1	0	1	0	0	0
J. Webb.....	1	0	1	0	0	0
B. Walsh.....	1	0	1	0	0	0
J. Banyard.....	0	1	1	0	0	0
D. Bishop.....	0	1	1	0	0	0
X. Rhodes.....	0	1	1	0	0	0
TOTALS.....	86	53	139	2	2	0

INTERCEPTIONS

	No.	Yds	Avg	Long	TD
Greenway, Chad.....	3	23	7.7	23	0
Henderson, Erin.....	2	19	9.5	10	0
Smith, Harrison.....	2	4	2.0	4	0
Prater, Shaun.....	1	30	30.0	30	0
Sendejo, Andrew.....	1	1	1.0	1	0
Jefferson, A.J.....	1	1	1.0	1	0
Sherels, Marcus.....	1	0	0.0	0	0
Williams, Kevin.....	1	0	0.0	0	0
TOTALS.....	12	78	6.5	30	0

QB HURRIES

	QBH
Robison, Brian.....	40
Allen, Jared.....	37
Griffen, Everson.....	27
Williams, Kevin.....	19
Greenway, Chad.....	11
Floyd, Sharrif.....	7
Henderson, Erin.....	6
Cole, Audie.....	6
Evans, Fred.....	4
Robison, Josh.....	3
Guion, Letroy.....	2
Sendejo, Andrew.....	1
Sanford, Jamarca.....	1
TOTALS.....	164

TACKLES FOR LOSS

	TFL
Allen, Jared.....	16.0
Henderson, Erin.....	15.0
Robison, Brian.....	14.0
Greenway, Chad.....	10.0
Griffen, Everson.....	9.0
Floyd, Sharrif.....	7.5
Robinson, Josh.....	5.0
Williams, Kevin.....	4.5
Sendejo, Andrew.....	4.0
Cole, Audie.....	3.0
Guion, Letroy.....	3.0
Bishop, Desmond.....	3.0
Smith, Harrison.....	2.0
Rhodes, Xavier.....	2.0
Mitchell, Marvin.....	2.0
Sherels, Marcus.....	2.0
Evans, Fred.....	2.0
Blanton, Robert.....	1.0
Cook, Chris.....	1.0
TOTALS.....	106

PASSES DEFENSED

	PD
Rhodes, Xavier.....	23
Sherels, Marcus.....	14
Cook, Chris.....	9
Greenway, Chad.....	7
Robinson, Josh.....	7
Prater, Shaun.....	7
Williams, Kevin.....	6
Blanton, Robert.....	6
Allen, Jared.....	5
Floyd, Sharrif.....	4
Evans, Fred.....	4
Sendejo, Andrew.....	4
Robison, Brian.....	3
Henderson, Erin.....	3
Cole, Audie.....	3
Sanford, Jamarca.....	3
Smith, Harrison.....	3
Mitchell, Marvin.....	2
Raymond, Mistral.....	2
Griffen, Everson.....	1
Guion, Letroy.....	1
Jefferson, A.J.....	1
TOTALS.....	118

SACKS

	SACKS	YDS
Allen, Jared.....	11.5	74
Robison, Brian.....	9.0	62
Griffen, Everson.....	5.5	49.5
Henderson, Erin.....	4.0	25
Williams, Kevin.....	3.5	27.5
Greenway, Chad.....	3.0	15
Floyd, Sharrif.....	2.5	13
Cole, Audie.....	1.0	7
Guion, Letroy.....	1.0	1
TOTALS.....	41	274

2013 VIKINGS PARTICIPATION

P - played; S - started; DNP - did not play; IR - injured reserve; N - not with club; I - inactive; PS - Practice Squad; PUP-R - Reserve/Physically Unable to Perform; RE - Roster Exemption

	DATE	9/8	9/15	9/22	9/29	10/7	10/13	10/21	10/27	11/3	11/7	11/17	11/24	12/1	12/8	12/15	12/22	12/29	2013 SEASON			CAREER	
OPONENT	@ DET	@ CHI	CLE	PIT	CAR	@ NYG	GB	@ DAL	WAS	@ SEA	@ GB	CHI	@ BAL	PHI	@ CIN	DET	GP	GS	DNP	IA	GP	GS	
ALLEN, JARED	S	S	S	S	S	S	S	S	S	S	S	S	S	S	S	S	16	16	-	-	157	151	
ASIATA, MATT	P	P	P	P	P	P	P	I	I	I	P	P	P	S	I	P	11	1	-	-	27	1	
BACA, JEFF	I	I	I	I	I	I	I	I	I	I	I	I	I	I	P	P	4	-	-	12	4	0	
BAKER, CHRISTIAN	P	I	I	I	I	I	P	P	P	I	I	I	I	DNP	I	P	5	-	-	10	5	0	
BALLARD, CHASE	RE	RE	RE	RE	RE	RE	RE	RE	RE	RE	RE	RE	RE	RE	RE	RE	-	-	-	-	32	2	
BANYARD, JOE	N	PS	PS	PS	PS	PS	PS	PS	PS	PS	PS	PS	PS	PS	P	P	3	-	-	-	3	0	
BERGER, JOE	P	P	P	P	P	P	PS	P	PS	P	S	P	P	P	P	P	16	2	-	-	87	29	
BETHELTHOMPSON, MCLEOD I	I	I	DNP	N	N	N	N	N	N	N	N	N	N	N	N	N	-	-	-	1	3	0	
BISHOP, BRANDAN	N	N	N	N	PS	PS	PS	PS	PS	PS	PS	PS	PS	PS	PS	PS	-	-	-	-	-	-	
BISHOP, DESMOND	DNP	P	P	P	S	IR	IR	IR	IR	IR	IR	IR	IR	IR	IR	IR	4	1	1	-	73	27	
BLANTON, ROBERT	P	P	P	P	P	P	P	P	P	P	P	P	P	S	S	P	16	3	-	-	29	3	
BOND, TRAVIS	PS	PS	PS	PS	PS	PS	PS	PS	PS	PS	N	N	N	N	N	N	-	-	-	-	0	0	
CARLSON, JOHN	P	P	S	P	S	P	S	P	S	S	S	S	S	S	I	IR	13	8	-	-	74	52	
CASSEL, MATT	DNP	DNP	DNP	S	S	I	DNP	DNP	P	P	DNP	P	S	S	S	S	9	6	6	1	87	68	
CHILD, GREG	PUP-R	PUP-R	PUP-R	PUP-R	PUP-R	PUP-R	PUP-R	PUP-R	PUP-R	PUP-R	PUP-R	PUP-R	PUP-R	PUP-R	PUP-R	PUP-R	-	-	-	-	0	0	
COLE, AUDIE	P	P	P	P	P	P	P	P	N	P	S	S	S	S	S	I	13	5	-	-	18	5	
COOK, CHRIS	S	S	S	I	S	S	S	I	I	S	S	S	S	S	I	P	12	11	-	4	34	29	
DANHERS, EVERETT	PS	PS	PS	PS	PS	PS	PS	PS	PS	N	N	N	N	N	N	N	-	-	-	-	0	0	
DEAN, LARRY	P	P	P	P	P	P	P	P	P	P	P	P	P	P	P	P	16	-	-	-	48	0	
EDWARDS, KIP	N	N	N	N	N	N	N	N	N	N	N	PS	PS	PS	PS	PS	-	-	-	-	0	0	
ELLISON, RHETT	S	P	I	I	P	S	I	I	DNP	P	S	P	S	P	S	P	11	6	1	4	27	14	
EVANS, FRED	S	P	P	P	P	P	P	I	I	S	P	P	P	P	P	P	14	3	-	2	95	6	
FELDER, BOBBY	IR	IR	IR	IR	IR	IR	IR	N	N	N	N	N	N	N	N	N	-	-	-	-	0	0	
FELTON, JEROME	SUS	SUS	SUS	S	S	P	S	P	S	S	S	P	S	S	S	P	13	9	-	-	85	35	
FLOYD, SHARRIF	P	P	P	P	P	P	P	P	P	S	P	P	P	P	P	P	16	1	-	-	16	1	
FORD, CHASE	PS	PS	PS	PS	PS	DNP	P	P	P	P	P	P	P	P	P	P	9	-	-	-	9	0	
FREEMAN, JOSH	N	N	N	N	I	S	I	DNP	I	I	DNP	I	I	I	I	I	1	1	2	9	61	50	
FUSCO, BRANDON	S	S	S	S	S	S	S	S	S	S	S	S	S	S	S	S	15	15	-	-	1	31	
GERHART, TOBY	P	P	P	P	P	P	P	P	P	P	P	P	P	P	I	P	14	-	-	2	61	6	
GREENWAY, CHAD	S	S	S	S	S	S	S	S	S	S	S	S	S	S	S	S	16	16	-	-	112	111	
GRIFFEN, EVERSON	P	P	P	P	P	P	P	P	P	P	P	P	P	P	P	P	16	-	-	-	59	1	
GUJON, LETROY	S	S	S	S	S	S	S	S	S	DNP	I	S	S	S	S	S	13	13	1	2	68	31	
HENDERSON, ERIN	S	S	S	S	S	S	S	S	S	S	I	DNP	P	P	P	S	14	12	1	1	64	33	
HODGES, GERALD	I	I	I	P	I	I	P	P	P	P	P	P	P	P	P	P	11	-	-	5	11	0	
JEFFERSON, A.J.	P	P	P	P	P	I	P	P	P	P	P	N	N	N	N	N	10	-	-	1	43	14	
JENNINGS, GREG	S	S	S	S	S	S	S	S	S	S	S	S	S	S	S	S	15	15	-	-	1	111	101
JOHNSON, CHARLIE	S	S	S	S	S	S	S	S	S	I	S	S	S	S	S	S	15	15	-	-	1	120	101
JOHNSON, GEORGE	I	I	I	I	N	N	N	N	N	N	N	N	N	N	N	N	-	-	-	4	11	0	
JOHNSON-WEBB, JAMAAL	N	N	N	N	N	N	N	N	N	PS	N	PS	N	N	N	N	-	-	-	-	0	0	
KALL, MATT	S	S	S	S	S	S	S	S	S	S	S	S	S	S	S	S	16	16	-	-	32	32	
LACEY, JACOB	N	N	N	N	N	DNP	N	N	N	N	N	N	N	N	N	N	-	-	-	1	54	36	
LINE, ZACH	P	S	IR	IR	IR	IR	IR	IR	IR	IR	IR	IR	IR	IR	IR	IR	3	1	-	-	3	1	
LOADHOLT, PHIL	S	S	S	S	S	S	S	S	I	S	S	S	S	S	S	S	15	15	-	1	78	78	
LOCKE, JEFF	P	P	P	P	P	P	P	P	P	P	P	P	P	P	P	P	16	-	-	-	16	0	
LOEFLER, CULLEN	P	P	P	P	P	P	P	P	P	P	P	P	P	P	P	P	16	-	-	-	155	0	
LOVE, DEMARCUS	SUS	SUS	SUS	SUS	N	N	N	N	N	N	N	N	N	N	N	N	-	-	-	-	0	0	
MAUTI, MICHAEL	I	I	P	P	P	P	P	P	P	P	P	P	P	P	P	P	14	-	-	2	14	0	
MITCHELL, MARVIN	P	S	S	S	P	S	S	S	S	S	S	S	S	P	P	P	16	10	-	-	98	14	
MURPHY, KEVIN	PS	PS	PS	PS	PS	PS	PS	PS	DNP	PS	PS	PS	PS	PS	PS	PS	-	-	-	1	0	0	
NEALY, SPENCER	N	N	N	N	N	N	N	N	N	N	PS	PS	PS	PS	N	PS	PS	-	-	-	0	0	
OKPALAUGO, TRISTAN	PS	N	N	N	N	N	N	N	N	N	N	N	N	N	N	N	-	-	-	-	0	0	
OLSEN, SETH	IR	N	N	N	N	N	N	N	N	N	N	N	N	N	N	N	-	-	-	-	14	5	
PATTERSON, CORDARRELLE	P	P	P	P	P	P	P	P	P	P	P	P	P	S	S	S	16	6	-	-	16	6	
PETERSON, ADRIAN	S	S	S	S	S	S	S	S	S	S	S	S	S	S	S	I	14	14	-	2	103	95	
PONDER, CHRISTIAN	S	S	S	I	DNP	DNP	S	S	S	S	S	S	S	I	DNP	DNP	9	9	5	2	36	35	
PRATER, SHAUN	N	N	N	N	N	N	I	P	P	I	P	P	P	P	S	S	8	3	-	2	9	3	
RANDLE, BRADLEY	PS	N	N	N	N	N	N	N	N	N	N	N	N	N	PS	PS	PS	-	-	-	0	0	
RAYMOND, MISTRAL	I	I	I	P	I	P	P	S	S	P	P	P	P	P	P	P	12	2	-	4	32	10	
REED, D'AUNDE	IR	N	N	N	N	N	N	N	N	N	N	N	N	N	N	N	-	-	-	-	6	0	
REMMERS, MIKE	N	N	N	N	N	N	N	N	N	N	N	N	I	I	I	I	-	-	-	4	1	0	
RHODES, XAVIER	S	P	P	P	P	P	P	S	S	P	S	S	S	I	I	I	13	6	-	3	13	6	
ROBINSON, JOSH	S	S	S	S	S	S	S	S	S	S	I	I	I	IR	IR	IR	10	10	-	3	26	16	
ROBISON, BRIAN	S	S	S	S	S	S	S	S	S	S	S	S	S	S	S	S	16	16	-	-	110	54	
RUDOLPH, KYLE	S	S	S	S	S	S	S	I	I	I	I	I	IR	IR	IR	IR	8	8	-	5	39	32	
SANFORD, JAMARCA	S	S	S	I	S	S	I	I	S	S	S	S	S	S	S	S	13	13	-	3	69	43	
SENDEJO, ANDREW	P	P	P	P	P	S	S	S	S	S	S	S	S	P	P	P	16	10	-	-	34	10	
SHERELS, MARCUS	P	P	P	P	P	P	P	P	P	P	P	P	P	P	P	P	16	3	-	-	49	6	
SIMPSON, JEROME	S	S	P	S	P	S	S	S	P	P	P	P	P	P	P	P	16	8	-	-	57	36	
SMITH, HARRISON	S	S	S	S	S	IR	IR	IR	IR	IR	IR	IR	IR	IR	P	S	8	7	-	2	24	23	
SMITH, ROONEY	PS	PS	PS	PS	PS	PS	I	P	P	P	I	I	I	I	I	I	4	-	-	7	4	0	
STEEPLES, ROBERT	N	PS	PS	PS	PS	PS	PS	PS	PS	PS	PS	PS	PS	PS	P	N	2	-	-	-	2	0	
SULLIVAN, JOHN	S	S	S	S	S	S	S	S	S	S	S	S	S	S	S	S	16	16	-	-	93	77	
THIELEN, ADAM	PS	PS	PS	PS	PS	PS	PS	PS	PS	PS	PS	PS	PS	PS	PS	PS	-	-	-	-	0	0	
TRATTOU, JUSTIN	N	N	N	N	I	N	N	N	N	PS	PS	PS	PS	PS	I	P							

2013 GAME-BY-GAME STARTERS

VIKINGS OFFENSE

	1	2	3	4	5	6	7	8	9	10	11	12	13	14	15	16
WR	Simpson	Simpson	Simpson	Simpson	Simpson	Simpson	Simpson	Simpson	Simpson	Patterson	--	CHI	Patterson	Patterson	Patterson	Patterson
LT	Kaill	Kaill	Kaill	Kaill	Kaill	Kaill	Kaill	Kaill	Kaill	Kaill	Kaill	Kaill	Kaill	Kaill	Kaill	Kaill
LG	Johnson	Johnson	Johnson	Johnson	Johnson	Johnson	Johnson	Johnson	Berger	Johnson	Johnson	Johnson	Johnson	Johnson	Johnson	Johnson
C	Sullivan	Sullivan	Sullivan	Sullivan	Sullivan	Sullivan	Sullivan	Sullivan	Sullivan	Sullivan	Sullivan	Sullivan	Sullivan	Sullivan	Sullivan	Sullivan
RG	Fusco	Fusco	Fusco	Fusco	Fusco	Fusco	Fusco	Fusco	Fusco	Fusco	Fusco	Fusco	Fusco	Fusco	Fusco	Fusco
TE	Loadholt	Loadholt	Loadholt	Loadholt	Loadholt	Loadholt	Loadholt	Loadholt	Webb	Loadholt	Loadholt	Loadholt	Loadholt	Loadholt	Loadholt	Loadholt
RT	Rudolph	Rudolph	Rudolph	Rudolph	Rudolph	Rudolph	Rudolph	Rudolph	Carlson	Carlson	Carlson	Carlson	Carlson	Carlson	Carlson	Carlson
WR	Jennings	Jennings	Jennings	Jennings	Jennings	Jennings	Jennings	Jennings	Jennings	Wright	Jennings	Jennings	Jennings	Jennings	Jennings	Jennings
QB	Ponder	Ponder	Ponder	Ponder	Cassel	Freeman	Ponder	Ponder	Ponder	Ponder	Ponder	Ponder	Cassel	Cassel	Cassel	Cassel
RB	Peterson	Peterson	Peterson	Peterson	Peterson	Peterson	Peterson	Peterson	Peterson	Peterson	Peterson	Peterson	Peterson	Peterson	Peterson	Peterson
FB/RW	Ellison	--	Line	Felton	--	--	Felton	--	Felton	Felton	Felton	Ellison	Felton	Felton	Felton	Jo. Webb
3 WR	--	Wright	--	--	--	--	--	--	--	--	--	--	--	--	--	--
4 WR	--	--	--	--	--	--	--	Carlson	--	--	Ellison	--	--	--	--	Wright
2 TE	--	--	Carlson	--	--	Carlson	--	--	--	--	--	--	--	--	--	--
3 TE	--	--	--	--	--	Ellison	--	--	--	--	--	--	--	--	--	--

VIKINGS DEFENSE

	1	2	3	4	5	6	7	8	9	10	11	12	13	14	15	16
LE	Robison	Robison	Robison	Robison	Robison	Robison	Robison	Robison	Robison	Robison	Robison	Robison	Robison	Robison	Robison	Robison
LDT	Evans	Guion	Guion	Guion	Guion	Guion	Guion	Guion	Guion	Evans	Guion	Guion	Guion	Guion	Griffin	Evans
RDT	Guion	Williams	Williams	Williams	Williams	Williams	Williams	Williams	Floyd	Williams	Williams	Williams	Williams	Williams	Williams	Williams
RE	Allen	Allen	Allen	Allen	Allen	Allen	Allen	Allen	Allen	Allen	Allen	Allen	Allen	Allen	Allen	Allen
SLB	Greenway	Greenway	Greenway	Greenway	Greenway	Greenway	Greenway	Greenway	Greenway	Greenway	Greenway	Greenway	Greenway	Greenway	Greenway	Greenway
MLB	Henderson	Henderson	Henderson	Henderson	Henderson	Henderson	Henderson	Henderson	Henderson	Henderson	Greenway	Greenway	Greenway	Greenway	Greenway	Greenway
WLB	--	Mitchell	Mitchell	Mitchell	Mitchell	Mitchell	Mitchell	Mitchell	Mitchell	Mitchell	Cole	Cole	Mitchell	--	--	Henderson
LCB	Robinson	Robinson	Robinson	Robinson	Robinson	Robinson	Robinson	Robinson	Robinson	Robinson	Rhodes	Rhodes	Rhodes	Rhodes	Rhodes	Rhodes
RCB	Cook	Cook	Cook	Cook	Cook	Cook	Cook	Cook	Rhodes	Cook	Cook	Cook	Cook	Prater	Prater	Prater
F5	Smith	Smith	Smith	Smith	Smith	Smith	Sendejo	Sendejo	Sendejo	Sendejo	Sendejo	Sendejo	Sendejo	Sendejo	Sendejo	Sendejo
SS	Sanford	Sanford	Sanford	Sanford	Sanford	Sanford	Sanford	Sanford	Sanford	Sanford	Sanford	Sanford	Sanford	Sanford	Sanford	Sanford
3 CB	Rhodes	--	--	--	--	--	--	--	--	--	--	--	--	--	--	--

THE LAST TIME... (PLAYOFF PERFORMANCES IN ITALICS)

BY THE VIKINGS	CATEGORY	BY AN OPPONENT
455 yards, vs. Philadelphia, 12/15/13	400 Yards Total Offense	429 yards, at Cincinnati, 12/22/13
<i>475 yards, at New Orleans, 1/24/10</i>		<i>518 yards, at N.Y. Giants, 1/14/01</i>
507 yards, vs. Arizona, 11/7/10	500 Yards Total Offense	573 yards, vs. New Orleans, 12/18/11
<i>Has never happened</i>		<i>518 yards, at N.Y. Giants, 1/14/01</i>
Matt Cassel, 382 yards, vs. Philadelphia, 12/15/13	300 Yards Passing In A Game	Andy Dalton, 366 yards, at Cincinnati, 12/22/13
<i>Brett Favre, 310 yards, at New Orleans, 1/24/10</i>	By A Player	<i>Donovan McNabb, 300 yards, vs. Philadelphia, 1/4/08</i>
Brett Favre, 446 yards, vs. Arizona, 11/7/10	400 Yards Passing In A Game	Drew Brees, 412 yards, vs. New Orleans, 12/18/11
<i>Jeff George, 424 yards, at St. Louis, 1/16/00</i>	By A Player	<i>Has never happened</i>
Brett Favre, vs. New York Giants, 1/3/10	4 TD Passes In A Game	Andy Dalton, 366 yards, at Cincinnati, 12/22/13
<i>Brett Favre, vs Dallas, 1/17/10</i>	By A Player	<i>Kerry Collins (5), at N.Y. Giants, 1/14/01</i>
Matt Asiata, 115 yards, vs. Detroit, 12/29/13	100 Yards Rushing In A Game	Matt Forte, 120 yards, vs. Chicago 12/1/13
<i>Adrian Peterson, 122 yards, at New Orleans, 1/24/10</i>	By A Player	<i>Terry Kirby, 120 yards, at San Francisco, 1/3/98</i>
Adrian Peterson, 211 yards, vs. Chicago 12/1/13	200 Yards Rushing In A Game	Walter Payton, 275 yards, at Chicago, 11/20/77
<i>Has never happened</i>	By A Player	<i>Has never happened</i>
Matt Asiata, vs. Philadelphia, 12/15/13	3 TDs Rushing In A Game	Steven Jackson, vs. St. Louis, 12/31/06
<i>Adrian Peterson, at New Orleans, 1/24/10</i>	By A Player	<i>Has never happened</i>
Greg Jennings, 163 yards, vs. Philadelphia 12/15/13	100 Yards Receiving In A Game	DeSean Jackson, 195 yards, vs. Philadelphia, 12/15/13
<i>Bernard Berrian, 102 yards, at New Orleans, 1/24/10</i>	By A Player	<i>Ike Hilliard, 155 yards, at N.Y. Giants, 1/14/01</i>
Sidney Rice, 201 yards, vs. Baltimore, 10/18/09	200 Yards Receiving In A Game	Alshon Jeffrey, 249 yards, vs. Chicago, 12/1/13
<i>Anthony Carter, 227 yards, at S.F., 1/9/88</i>	By A Player	<i>Has never happened</i>
Marcus Robinson (15, 15, 2), vs. Cleveland, 11/27/05	3 TD Catches In A Game	Jordan Cameron (19, 11, 7), vs. Cleveland, 9/22/13
<i>Sidney Rice, (47, 16, 45), vs. Dallas, 1/17/10</i>	By A Player	<i>Has never happened</i>
Matt Asiata, vs. Philadelphia, 12/15/13 (3 rushing)	3 TD In A Game By A Player	Marshawn Lynch, at Seattle, 11/17/13 (2 rushing, 1 receiving)
<i>Adrian Peterson, at New Orleans, 1/24/10 (3 rushing)</i>		<i>Mario Bates, vs. Arizona, 1/10/99 (3 rushing)</i>
Ahmad Rashad, vs. San Francisco, 9/2/79 (4 receiving)	4 TD In A Game By A Player	Steven Jackson, vs. St. Louis, 12/31/06 (3 rushing, 1 rec.)
<i>Has never happened</i>		<i>Has never happened</i>
Darren Sharper, at N.Y. Giants, 11/13/05	3 INTs In A Game By A Player	Deltha O'Neal, at Cincinnati, 9/18/05
<i>Has never happened</i>		<i>Has never happened</i>
Marcus Sherels, 86 yards, at N.Y. Giants, 10/21/13	Punt Returned For A TD	Micah Hyde, 93 yards, vs. Green Bay, 10/27/13
<i>Anthony Carter, 84 yards, at New Orleans, 1/3/88</i>		<i>Golden Richards, 63 yards, at Dallas, 12/30/73</i>
Cordarrelle Patterson, 109 yards, vs. Green Bay, 10/27/13	Kickoff Returned For A TD	Jacoby Jones, 77 yards, at Baltimore, 12/8/13
<i>Has never happened</i>		<i>Tony Horne, 95 yards, at St. Louis, 1/16/00</i>
Everson Griffen, 29 yards, at St. Louis, 12/16/12	INT Returned For A TD	Vincent Rey, 24 yards, at Cincinnati, 12/22/13
<i>Reggie Rutland, 27 yards, at San Francisco, 1/9/88</i>		<i>Asante Samuel, 44 yards, vs. Philadelphia, 1/4/08</i>
Brian Robison, 61 yards, at Chicago, 9/15/13	Fumble Returned For A TD	Nick Hayden, Recovered in End Zone, at Dallas, 11/3/13
<i>Nate Wright, 20 yards, vs. St. Louis, 12/21/74</i>		<i>Kevin Miniefield, 48 yards, vs. Chicago, 1/1/95</i>
Jim Kleinsasser, vs. Chicago, 1/1/06	Punt Blocked	Craig Steltz, at Chicago, 10/19/08
<i>Scott Studwell, at L.A. Rams, 12/31/78</i>		<i>Spencer Tillman, at San Francisco, 1/6/90</i>
Issiac Holt, recovered in end zone, vs. San Francisco, 10/12/86	Punt Blocked For TD	Garrett Wolfe, 17 yds, at Chicago, 10/19/08
<i>(Blocked by Gerald Robinson)</i>		<i>(Blocked by Craig Steltz)</i>
<i>Terry Brown, recovered in end zone, vs. Pittsburgh 1/12/75 (Blocked by Matt Blair)</i>		<i>Doug Rogers recovered blocked kick in end zone, vs. Atlanta, 1/9/83 (Blocked by Paul Davis)</i>
Mike Merrivweather, vs. L.A. Rams, 11/5/89	Punt Blocked For Safety	Kevin Miniefield, vs. Chicago, 10/28/96
<i>Has never happened</i>		<i>Has never happened</i>
Willis McGahee Tackled in End Zone by Jared Allen, vs. Denver, 12/4/11	Safety Scored	Donovan McNabb Sacked in End Zone by Stephen Paea, at Chicago, 10/6/11
<i>Ron Jaworski tackled in end zone by Doug Martin and Matt Blair, at Philadelphia, 1/3/81</i>		<i>Fran Tarkenton tackled in end zone, vs. Pittsburgh, 1/12/75</i>
Kevin Williams, at Chicago, 11/25/12	Field Goal Blocked	Julius Peppers, vs. Chicago, 1/11/12
<i>Matt Blair, at Philadelphia, 1/3/81</i>		<i>at Green Bay, 1/9/05</i>
Antoine Winfield, 59 yards, at New Orleans, 10/6/08	Blocked FG Returned For A TD	Nate Clements, 59 yards, vs. San Francisco, 9/27/09
<i>Bobby Bryant, 90 yards, vs. L.A. Rams, 12/26/76</i>		<i>Has never happened</i>
Blair Walsh, at Dallas, 11/3/13	PAT Missed (1 pt.)	Jason Hanson (kick aborted), at Detroit, 12/19/04
<i>Chuck Nelson, at San Francisco, 1/1/89</i>		<i>Mike Cofer, at San Francisco, 1/6/90</i>
Kevin Williams, at Seattle, 11/4/12	PAT Blocked	Remi Ayodele, at New Orleans, 9/9/10
<i>Carl Eller, at Dallas, 1/1/78</i>		<i>Has never happened</i>
Minnesota 50, Jacksonville 10, 12/20/98	50 Points Scored In A Game	San Francisco 51, Minnesota 7, 12/8/84
<i>Has never happened</i>		<i>Has never happened</i>
Minnesota 48, Philadelphia 30, vs. Philadelphia, 12/15/13	40 Points Scored In A Game	Cincinnati 41, Minnesota 14, at Cincinnati, 12/22/13
<i>Minnesota 41, Arizona 21, 1/10/99</i>		<i>N.Y. Giants 41, Minnesota 0, 1/14/01</i>
Minnesota 13, Detroit 0, 12/5/93	Shutout Scored	Green Bay 34, Minnesota 0, 11/11/07
<i>Has never happened</i>		<i>N.Y. Giants 41, Minnesota 0, 1/14/01</i>
Minnesota 23, Chicago 20, 12/1/13	Overtime Victory	Detroit 26, Minnesota 23, 9/25/11
<i>Has never happened</i>		<i>New Orleans 31, Minnesota 28, 1/24/10</i>
Adrian Peterson run, vs. Detroit, 11/11/12	Two-Point Conversion	Nick Foles pass to Riley Cooper, vs. Philadelphia, 12/15/13
<i>Leroy Hoard run, at St. Louis, 1/16/00</i>		<i>Has never happened</i>

2013 FINAL NFL STANDINGS

AMERICAN FOOTBALL CONFERENCE

Team	East			PF	PA	
	W	L	T			
z-New England	12	4	0	.750	440	338
New York Jets	8	8	0	.500	290	387
Miami	8	8	0	.500	317	335
Buffalo	6	10	0	.375	339	388

Team	North			PF	PA	
	W	L	T			
z-Cincinnati	11	5	0	.688	430	305
Pittsburgh	8	8	0	.500	379	370
Pittsburgh	8	8	0	.500	320	352
Cleveland	4	12	0	.250	308	406

Team	South			PF	PA	
	W	L	T			
z-Indianapolis	11	5	0	.688	391	336
Tennessee	7	9	0	.438	362	381
Jacksonville	4	12	0	.250	247	449
Houston	2	14	0	.125	276	428

Team	West			PF	PA	
	W	L	T			
*-Denver	13	3	0	.813	606	399
y-Kansas City	11	5	0	.688	430	305
y-San Diego	9	7	0	.563	396	348
Oakland	4	12	0	.250	322	453

NATIONAL FOOTBALL CONFERENCE

Team	East			PF	PA	
	W	L	T			
z-Philadelphia	10	6	0	.625	442	382
Dallas	8	8	0	.500	439	432
New York Giants	7	9	0	.438	294	383
Washington	3	13	0	.188	334	478

Team	North			PF	PA	
	W	L	T			
z-Green Bay	8	7	1	.531	417	428
Chicago	8	8	0	.500	445	478
Detroit	7	9	0	.438	395	376
Minnesota	5	10	1	.344	391	480

Team	South			PF	PA	
	W	L	T			
z-Carolina	12	4	0	.750	366	241
y-New Orleans	11	5	0	.688	414	304
Atlanta	4	12	0	.250	353	443
Tampa Bay	4	12	0	.250	288	389

Team	West			PF	PA	
	W	L	T			
*-Seattle	13	3	0	.813	417	231
y-San Francisco	12	4	0	.750	406	272
Arizona	10	6	0	.625	379	324
St. Louis	7	9	0	.438	348	364

x-Clinched Playoff
y-Clinched Wild Card
z-Clinched Division

*-Clinched Division and Homefield Advantage

2013 NFL POSTSEASON

home team in CAPS

AFC Wild Card Playoffs

INDIANAPOLIS 45, Kansas City 44
San Diego 27, CINCINNATI 10

AFC Divisional Playoffs

NEW ENGLAND 43, Indianapolis 22
DENVER 24, San Diego 17

AFC Championship Game

DENVER 26, New England 16

NFC Wild Card Playoffs

New Orleans 26, PHILADELPHIA 24
San Francisco 23, GREEN BAY 20

NFC Divisional Playoffs

SEATTLE 23, New Orleans 15
SAN FRANCISCO 23, Carolina 10

NFC Championship Game

SEATTLE 23, San Francisco 17

Super Bowl XLVIII at MetLife Stadium, New York

Seattle 43, Denver 8

Unconferenced Pro Bowl at Aloha Stadium, Honolulu, HI

Team Rice 22, Team Sanders 21



NFL TEAMS OF THE DECADES

****All-Decade Teams chosen by the Pro Football Hall of Fame****

1970s ALL-DECADE TEAM

OFFENSE

WR - Harold Carmichael
WR - Drew Pearson
WR - Lynn Swann
WR - Paul Warfield
TE - Dave Casper
TE - Charlie Sanders
T - Dan Dierdorf
T - Art Shell
T - Rayfield Wright

T-RON YARY

G - Joe DeLamielleure
G - John Hannah
G - Larry Little
G - Gene Upshaw
C - Jim Langer
C - Mike Webster
QB - Terry Bradshaw
QB - Ken Stabler
QB - Roger Staubach
RB - Earl Campbell
RB - Franco Harris
RB - Walter Payton
RB - O.J. Simpson

K - Garo Yepremian
K - Jim Bakken

DEFENSE

DE - CARL ELLER

DE - L.C. Greenwood
DE - Harvey Martin
DE - Jack Youngblood
DT - Joe Greene
DT - Bob Lilly

DT - MERLIN OLSEN

DT - ALAN PAGE

LB - Bobby Bell
LB - Robert Brazile
LB - Dick Butkus
LB - Jack Ham
LB - Ted Hendricks
LB - Jack Lambert
CB - Willie Brown
CB - Jimmy Johnson
CB - Roger Wehrli
CB - Louis Wright
S - Dick Anderson
S - Cliff Harris
S - Ken Houston
S - Larry Wilson

SPECIALISTS

P - Ray Guy

1980s ALL-DECADE TEAM

OFFENSE

WR - Jerry Rice
WR - Steve Largent
WR - James Lofton
WR - Art Monk
TE - Kellen Winslow
TE - Ozzie Newsome
T - Anthony Munoz
T - Jim Covert

T - GARY ZIMMERMAN

T - Joe Jacoby
G - John Hannah
G - Russ Grimm
G - Bill Fralic
G - Mike Munchak
C - Dwight Stephenson
C - Mike Webster
QB - Joe Montana
QB - Dan Fouts
RB - Walter Payton
RB - Eric Dickerson
RB - Roger Craig
RB - John Riggins

DEFENSE

DE - Reggie White
DE - Howie Long
DE - Lee Roy Selmon
DE - Bruce Smith
DT - Randy White
DT - Dan Hampton
DT - Dave Butz

DT - KEITH MILLARD

LB - Mike Singletary
LB - Lawrence Taylor
LB - Ted Hendricks
LB - Jack Lambert
LB - Andre Tippett
LB - John Anderson
LB - Carl Banks
CB - Mike Haynes
CB - Mel Blount
CB - Frank Minnifield
CB - Lester Hayes
S - Ronnie Lott
S - Kenny Easley
S - Deron Cherry

S - JOEY BROWNER

S - Nolan Cromwell

SPECIALISTS

P - Sean Landeta
P - Reggie Roby
K - Morten Andersen
K - Gary Anderson
K - Eddie Murray
PR - Billy Johnson
PR - John Taylor
KR - Mike Nelms
KR - Rick Upchurch

1990s ALL-DECADE TEAM

OFFENSE

WR - CRIS CARTER
WR - Jerry Rice
WR - Tim Brown
WR - Michael Irvin
TE - Shannon Sharpe
TE - Ben Coates
T - William Roaf

T - GARY ZIMMERMAN

T - Tony Boselli
T - Richmond Webb
G - Bruce Matthews
G - RANDALL McDANIEL
G - Larry Allen
G - Steve Wisniewski
C - Dermontti Dawson
C - Mark Stepnoski
QB - John Elway
QB - Brett Favre
RB - Barry Sanders
RB - Emmitt Smith
RB - Terrell Davis
RB - Thurman Thomas

DEFENSE

DE - Bruce Smith
DE - Reggie White
DE - CHRIS DOLEMAN
DE - Neil Smith
DT - Cortez Kennedy

DT - JOHN RANDLE

DT - Warren Sapp
DT - Bryant Young
LB - Kevin Greene
LB - Junior Seau
LB - Derrick Thomas
LB - Cornelius Bennett
LB - Hardy Nickerson
LB - Levon Kirkland
CB - Deion Sanders
CB - Rod Woodson
CB - Darrell Green
CB - Aeneas Williams
S - Steve Atwater
S - LeRoy Butler
S - Carnell Lake
S - Ronnie Lott

SPECIALISTS

P - Darren Bennett
P - Sean Landeta
K - Morten Andersen
K - GARY ANDERSON
PR - Deion Sanders
PR - Mel Gray
KR - Michael Bates
KR - Mel Gray

2000s ALL-DECADE TEAM

OFFENSE

WR - RANDY MOSS
WR - Marvin Harrison
WR - Torry Holt
WR - Terrell Owens
TE - Tony Gonzalez
TE - Antonio Gates
T - Walter Jones
T - Jonathan Ogden
T - Orlando Pace
T - Willie Roaf

G - STEVE HUTCHINSON

G - Larry Allen
G - Will Shields
C - Kevin Mawae
C - Olin Kreutz
QB - Tom Brady
QB - Peyton Manning
RB - LaDainian Tomlinson
RB - Edgerin James
RB - Shaun Alexander
RB - Jamal Lewis
FB - Lorenzo Neal

DEFENSE

DE - Dwight Freeney
DE - Michael Strahan
DE - Julius Peppers
DE - Jason Taylor
DT - Warren Sapp
DT - Richard Seymour
DT - La'Roi Glover

DT - KEVIN WILLIAMS

LB - Derrick Brooks
LB - Ray Lewis
LB - Brian Urlacher
LB - Joey Porter
LB - Zach Thomas
LB - DeMarcus Ware
CB - Champ Bailey
CB - Charles Woodson
CB - Ronde Barber
CB - Ty Law
S - Ed Reed
S - Brian Dawkins
S - Troy Polamalu

S - DAREN SHARPER

SPECIALISTS

P - Shane Lechler
P - Brian Moorman
K - Adam Vinatieri
K - David Akers
PR - Dante Hall
PR - Devin Hester
KR - Josh Cribbs
KR - Dante Hall

2014 TEAM GUIDE



RECORDS

ATTENDANCE RECORDS

TOTAL ATTENDANCE

Year	Home	Average	Away	Pre-Season	Post-Season	Total
1961.....	242,102 (7)	34,586.....	271,056 (7)	82,683 (5)	---	595,841
1962.....	226,535 (7)	32,362.....	267,674 (7)	103,588 (5)	---	597,797
1963.....	230,843 (7)	32,978.....	303,946 (7)	140,321 (5)	---	675,110
1964.....	274,026 (7)	39,147.....	341,973 (7)	110,438 (5)	---	726,437
1965.....	321,119 (7)	45,874.....	352,378 (7)	158,541 (5)	---	832,038
1966.....	315,837 (7)	45,120.....	331,515 (7)	241,728 (5)	---	889,080
1967.....	304,901 (7)	43,557.....	331,903 (7)	224,182 (5)	---	860,986
1968.....	328,072 (7)	46,867.....	359,484 (7)	155,591 (5)	83,199	926,346
1969.....	342,570 (7)	48,939.....	397,616 (7)	225,513 (6)	176,362	1,142,061
1970.....	335,300 (7)	47,900.....	360,221 (7)	285,659 (6)	46,050	1,027,230
1971.....	344,720 (7)	49,246.....	431,452 (7)	266,156 (6)	49,100	1,091,428
1972.....	344,720 (7)	49,245.....	407,582 (7)	281,687 (5)	---	1,033,989
1973.....	337,637 (7)	48,234.....	406,216 (7)	265,436 (5)	174,823	1,184,112
1974.....	337,523 (7)	48,217.....	436,717 (7)	227,435 (5)	173,027	1,174,702
1975.....	339,089 (7)	48,441.....	443,906 (7)	263,206 (6)	46,425	1,092,626
1976.....	325,745 (7)	46,535.....	404,705 (7)	259,551 (6)	197,850	1,187,851
1977.....	323,571 (7)	46,224.....	421,116 (7)	278,422 (6)	124,506	1,147,615
1978.....	353,497 (8)	44,187.....	472,664 (8)	178,682 (4)	69,631	1,074,474
1979.....	359,781 (8)	44,973.....	464,373 (8)	195,286 (4)	---	1,019,440
1980.....	367,259 (8)	45,907.....	428,831 (8)	168,436 (4)	68,434	1,032,960
1981.....	361,200 (8)	45,150.....	479,160 (8)	192,876 (4)	---	1,033,236
1982.....	285,824 (5)	57,165.....	241,213 (4)	264,271 (5)	115,153	906,461
1983.....	466,264 (8)	58,283.....	468,406 (8)	202,745 (4)	---	1,137,415
1984.....	444,399 (8)	55,534.....	456,682 (8)	193,303 (4)	---	1,094,384
1985.....	453,701 (8)	56,713.....	394,985 (8)	223,951 (4)	---	1,072,637
1986.....	463,555 (8)	57,944.....	396,168 (8)	221,757 (4)	---	1,081,480
1987.....	403,095 (8)	50,387.....	306,445 (7)	225,608 (4)	185,886	1,121,034
1988.....	463,181 (8)	57,898.....	462,499 (8)	177,631 (4)	119,514	1,222,825
1989.....	463,496 (8)	57,936.....	493,423 (8)	208,695 (4)	64,585	1,230,199
1990.....	452,064 (8)	56,508.....	506,596 (8)	200,023 (4)	---	1,158,683
1991.....	410,942 (8)	51,368.....	436,581 (8)	206,195 (4)	---	1,053,718
1992.....	453,214 (8)	56,652.....	454,059 (8)	186,365 (4)	57,353	1,150,991
1993.....	458,424 (8)	57,303.....	440,870 (8)	284,074 (5)	75,089	1,258,457
1994.....	474,744 (8)	59,343.....	506,678 (8)	247,114 (5)	60,347	1,288,883
1995.....	451,800 (8)	56,475.....	462,368 (8)	188,830 (4)	---	1,102,998
1996.....	449,940 (8)	56,243.....	404,460 (8)	161,990 (4)	64,682	1,081,072
1997.....	464,834 (8)	58,104.....	513,269 (8)	172,755 (5)	142,728	1,351,690
1998.....	510,741 (8)	63,843.....	491,291 (8)	241,802 (4)	127,820	1,371,654
1999.....	513,051 (8)	64,131.....	570,672 (8)	275,001 (4)	130,250	1,488,974
2000.....	513,322 (8)	64,165.....	515,910 (8)	222,150 (4)	---	1,394,573
2001.....	513,344 (8)	64,186.....	532,346 (8)	234,482 (4)	---	1,280,172
2002.....	512,517 (8)	64,065.....	533,211 (8)	230,466 (4)	---	1,276,194
2003.....	513,437 (8)	64,180.....	503,860 (8)	239,888 (4)	---	1,257,185
2004.....	512,969 (8)	64,121.....	532,986 (8)	248,439 (4)	138,799	1,433,193
2005.....	511,960 (8)	64,031.....	511,828 (8)	267,980 (4)	---	1,291,768
2006.....	509,743 (8)	63,718.....	565,622 (8)	244,647 (4)	---	1,320,012
2007.....	506,046 (8)	63,256.....	559,085 (8)	268,178 (4)	---	1,333,309
2008.....	506,136 (8)	63,267.....	517,640 (8)	256,001 (4)	61,746	1,341,523
2009.....	510,203 (8)	63,775.....	523,920 (8)	260,791 (4)	134,823	1,429,737
2010.....	470,009 (8)	58,571.....	559,788 (8)	237,411 (4)	---	1,267,208
2011.....	502,529 (8)	62,816.....	540,056 (8)	259,690 (4)	---	1,302,275
2012.....	485,802 (8)	60,725.....	533,900 (8)	253,799 (4)	71,548	1,345,049
2013.....	531,653 (8)	66,457.....	567,898 (8)	254,805 (4)	---	1,420,813
Total.....	21,898,986 (404)	54,205.....	23,619,203 (402)	11,666,254 (239)	2,902,921.....	60,087,364

LARGEST CROWDS

HOME

Regular Season

- 83,518 vs. Pittsburgh, 9/29/13 (Game played in London at Wembley Stadium)
- 64,482 vs. Green Bay, 11/2/03
- 64,471 vs. Green Bay, 11/22/98

Postseason

- 64,060 vs. Atlanta, 1/17/99
- 64,056 vs. Dallas, 1/9/00

Preseason

- 63,845 vs. Tennessee, 8/23/02
- 63,804 vs. Indianapolis, 8/24/01

AWAY

Regular Season

- 90,608 vs. Washington, 9/11/06
- 85,360 vs. Dallas, 11/3/13

Postseason

- 103,438 vs. Oakland (Super Bowl XI in Pasadena), 1/9/77

Preseason

- 84,236 vs. Atlanta (at Cleveland), 9/2/67

SMALLEST CROWDS

HOME

Regular Season

- 13,911 vs. Green Bay, 10/4/87 (Metrodome)
- 26,728 vs. LA Rams, 11/25/62

Postseason

- 44,626 vs. St. Louis, 12/1/74
- 57,353 vs. Washington, 1/2/93 (Metrodome)

Preseason

- 27,982 vs. LA Rams, 9/10/61
- 34,367 vs. San Diego, 8/3/96 (Metrodome)

AWAY

Regular Season

- 12,992 vs. Dallas 9/24/61
- 14,167 vs. Atlanta, 12/15/85

Postseason

- 22,961 vs. Dallas (at Miami), 1/5/69
- 54,593 vs. Washington, 1/15/83

Preseason

- 4,954 vs. Dallas (at Sioux Falls), 8/5/61

VIKINGS ALL-TIME LEADERS

RUSHING

Player	Yards	Att.	Avg.	Long	TD
1. Peterson, Adrian (2007-13)	10,115	2,033	5.0	82t	86
2. Smith, Robert (1993-00)	6,818	1,411	4.8	78t	32
3. Foreman, Chuck (1973-79)	5,887	1,533	3.8	51	52
4. Brown, Bill (1962-74)	5,757	1,627	3.5	48	52
5. Brown, Ted (1979-86)	4,546	1,117	4.1	60	40
6. Osborn, Dave (1965-75)	4,320	1,172	3.7	73	29
7. Nelson, Darrin (1982-89, '91-92)	4,231	981	4.3	72	18
8. Mason, Tommy (1961-66)	3,252	761	4.3	71	28
9. Bennett, Michael (2001-05)	3,174	713	4.5	85t	12
10. Taylor, Chester (2006-09)	2,797	655	4.3	95t	18

RECEIVING

Player	No.	Yards	Avg.	Long	TD
1. Carter, Cris (1990-01)	1,004	12,383	12.3	78t	110
2. Moss, Randy (1998-04, '10)	587	9,316	15.9	82t	92
3. Jordan, Steve (1982-94)	498	6,307	12.7	68t	29
4. Carter, Anthony (1985-93)	478	7,635	16.0	73t	52
5. Reed, Jake (1991-99, '01)	413	6,433	15.6	82t	33
6. Rashad, Ahmad (1976-82)	400	5,489	13.7	76t	34
7. White, Sammy (1976-86)	393	6,400	16.3	69t	50
8. Brown, Ted (1979-86)	339	2,850	8.4	67t	13
9. Foreman, Chuck (1973-79)	336	3,057	9.1	66t	23
10. Young, Rickey (1978-83)	292	2,255	7.6	48	14

RUSHING-RECEIVING YARDS

Player	Rushing	Receiving	Total
1. Carter, Cris (1990-01)	24	12,383	12,407
2. Peterson, Adrian (2007-13)	10,115	1,697	11,812
3. Moss, Randy (1998-04, '10)	159	9,316	9,475
4. Foreman, Chuck (1973-79)	5,879	3,057	8,936
5. Brown, Bill (1962-74)	5,757	3,177	8,934

PASSER RATING (MINIMUM 1,500 ATTEMPTS)

Player	Att.	Cmp.	Pct.	Yards	TD	Int	Lg	Rtg
1. Culpepper, Daunte (1999-05)	2,607	1,678	64.4	12,132	135	86	82t	91.5
2. Johnson, Brad (1992-98, 05-06)	1,670	1,036	62.0	11,098	65	48	82t	82.5
3. Tarkenton, Fran (1961-66, 72-78)	4,569	2,635	57.7	33,098	239	194	89t	80.1

SCORING

Player	TD	2 pt.	PAT	FG	Total
1. Cox, Fred (1963-77)	-	-	519	282	1,365
2. Carter, Cris (1990-01)	110	5	-	-	670
3. Longwell, Ryan (2006-11)	-	-	228	135	633
4. Revez, Fuad (1990-95)	-	-	199	133	598
5. Moss, Randy (1998-04, '10)	93	3	-	-	564
6. Peterson, Adrian (2007-13)	91	1	-	-	548
7. Anderson, Gary (1998-02)	-	-	215	109	542
8. Brown, Bill (1962-74)	76	-	-	-	456
9. Foreman, Chuck (1973-79)	75	-	-	-	450
10. Danmeier, Rick (1978-83)	-	-	154	70	364

FIELD GOAL PCT. (MINIMUM 100 MADE)

Player	Att.	Made	Pct.	Long
1. Longwell, Ryan (2006-11)	157	135	86.0	55
2. Anderson, Gary (1998-02)	129	109	84.5	53
3. Revez, Fuad (1990-95)	171	133	77.8	52

PUNTING AVERAGE (MINIMUM 200)

Player	No.	Gross Avg.	Net Avg.	Long	Bk.
1. Kluge, Chris (2005-12)	623	44.4	37.2	70	1
2. Newsome, Harry (1990-93)	308	43.8	35.1	84	2
3. Berger, Mitch (1996-01)	386	43.5	35.0	75	2

INTERCEPTIONS

Player	No.	Yards	Avg.	Long	TD
1. Krause, Paul (1968-79)	53	852	16.1	81	2
2. Bryant, Bobby (1967-80)	51	749	14.7	46t	3
3. Sharockman, Ed (1962-72)	40	804	20.1	47t	3
4. Browner, Joey (1983-91)	37	465	12.6	45	3
5. Wright, Nate (1971-80)	32	272	8.5	44t	0
6. Lee, Carl (1983-93)	29	350	12.1	58	2
7t. Turner, John (1979-83, 85, 87)	22	227	10.3	36	1
Thomas, Orlando (1995-01)	22	225	10.2	45t	2
9. Winfield, Antoine (2004-12)	21	227	10.8	56	2
10t. McMillian, Audray (1989-93)	19	227	11.9	51t	3
Kassulke, Karl (1963-72)	19	187	9.8	27	0

SACKS

Player	No.	Yards
1. Eller, Carl (1964-78)	130.0	1,030
2. Marshall, Jim (1961-79)	127.0	1,015
3. Randle, John (1990-00)	114.0	724
4. Page, Alan (1967-78)	108.0	797
5. Doleman, Chris (1985-93, 99)	96.5	729

TACKLES (SPECIAL TEAMS AND DEFENSE)

Player	Solo	Asst.	Total
1. Studwell, Scott (1977-90)	1,308	673	1,981
2. Blair, Matt (1974-85)	986	466	1,452
3. Siemon, Jeff (1972-82)	1,008	374	1,382
4. Page, Alan (1967-78)	868	252	1,120
5. Chad Greenway (2007-13)	728	376	1,104

PUNT RETURNS (MINIMUM 50 RETURNS)

Player	No.	Yards	Avg.	Long	TD
1. Moore, Mewelde (2004-07)	74	768	10.4	71t	2
2. Sherels, Marcus (2010-13)	87	899	10.3	86t	2
3. Palmer, David (1994-00)	162	1,610	9.9	74t	2
4. Lewis, Leo (1981-91)	194	1,812	9.3	78t	1
5. Payton, Eddie (1980-82)	94	733	7.8	35	0

KICKOFF RETURNS (MINIMUM 50 RETURNS)

Player	No.	Yards	Avg.	Long	TD
1. Harvin, Percy (2009-12)	114	3,183	27.9	105t	5
2. West, Charlie (1968-73)	78	1,991	25.5	82	0
3. Rhymes, Buster (1985-87)	62	1,558	25.1	88	0
4. Jones, Clinton (1967-72)	89	2,209	24.8	96t	1
5. Walker, Herschel (1989-91)	62	1,423	23.0	93t	1

COMBINED YARDAGE

Player	Total	Rush	Rec.	Int.	Punt	Ret.	Kick	Fum.
1. Carter, Cris (1990-01)	12,410	24	12,383	-	-	-	-	3
2. Peterson, Adrian (2007-13)	12,240	10,115	1,697	-	-	-	428	-
3. Nelson, Darrin (1982-89, 91-92)	10,365	4,231	2,202	-	313	3,619	-	-
4. Moss, Randy (1998-04, '10)	9,670	159	9,316	-	162	33	-	-
5. Brown, Bill (1962-74)	9,237	5,757	3,177	-	0	303	-	-

RUSHING

Year	Player	Att.	Yards	Avg.	Lg.	TD#NFL/NFC
1961	McElhenny, Hugh	120	570	4.8	41	3 15
1962	Mason, Tommy	167	740	4.4	71	2 10
1963	Mason, Tommy	166	763	4.6	70t	7 5
1964	Brown, Bill	226	866	3.8	48	7 4
1965	Brown, Bill	160	699	4.5	40	6 6
1966	Brown, Bill	251	829	3.3	33t	6 4
1967	Osborn, Dave	215	972	4.5	73t	2 2
1968	Brown, Bill	222	805	3.6	32	11 8
1969	Osborn, Dave	186	643	3.5	58t	7 10
1970	Osborn, Dave	207	681	3.2	16	5 13T/8
1971	Jones, Clinton	180	675	3.7	73t	4 20/10
1972	Reed, Oscar	151	639	4.2	43	2 26/12
1973	*Foreman, Chuck	182	801	4.4	50t	4 18/9
1974	Foreman, Chuck	199	777	3.9	32	9 11/4
1975	Foreman, Chuck	280	1,070	3.8	31t	13 5/2
1976	Foreman, Chuck	278	1,155	4.1	46	13 6/4
1977	Foreman, Chuck	270	1,112	4.1	51	6 6/3
1978	Foreman, Chuck	237	749	3.2	21	5 22/8
1979	Young, Rickey	188	708	3.8	23t	3 22T/10T
1980	Brown, Ted	219	912	4.2	55t	8 10/7
1981	Brown, Ted	274	1,063	3.9	34	6 15/9
1982	Brown, Ted	120	515	4.3	30	1 19T/9T
1983	Nelson, Darrin	154	642	4.2	56t	1 31/16
1984	*Anderson, Alfred	201	773	3.8	23	2 20/12
1985	Nelson, Darrin	200	893	4.5	37	5 19/11
1986	Nelson, Darrin	191	793	4.2	42	4 16/10
1987	Nelson, Darrin	131	642	4.9	72	2 16/8
1988	Nelson, Darrin	112	380	3.4	27	1 53/23
1989	Walker, Herschel	169	669	4.0	47	5 20/10
1990	Walker, Herschel	184	770	4.2	58t	5 19/9
1991	Walker, Herschel	198	825	4.2	71t	10 11/5
1992	Allen, Terry	266	1,201	4.5	51	13 6/3
1993	Graham, Scottie	118	488	4.1	31	3 34/16
1994	Allen, Terry	255	1,031	4.0	45	8 8/4
1995	Smith, Robert	139	632	4.5	58t	5 30/15
1996	Smith, Robert	162	692	4.3	57	3 24/10
1997	Smith, Robert	232	1,266	5.5	78t	6 7/3
1998	Smith, Robert	249	1,187	4.8	74t	6 11/5
1999	Smith, Robert	221	1,015	4.6	70t	2 14/7
2000	Smith, Robert	295	1,521	5.2	72t	7 2/1
2001	*Bennett, Michael	172	682	4.0	31t	2 27/13
2002	Bennett, Michael	255	1,296	5.1	85t	5 11/3
2003	Williams, Moe	174	745	4.3	61	5 27/14
2004	Smith, Onterio	124	544	4.4	38	2 36/18
2005	Moore, Mewelde	155	662	4.3	33	1 29/11
2006	Taylor, Chester	303	1,216	4.0	95t	6 9/5
2007	*Peterson, Adrian	238	1,341	5.6	73t	12 2/1
2008	Peterson, Adrian	363	1,760	4.8	67t	10 1/1
2009	Peterson, Adrian	314	1,383	4.4	64t	18 5/2
2010	Peterson, Adrian	283	1,298	4.6	80t	12 6/2
2011	Peterson, Adrian	208	970	4.7	54	12 18/8
2012	Peterson, Adrian	348	2,097	6.0	82t	12 1/1
2013	Peterson, Adrian	279	1,266	4.5	78t	10 5/4


*rookie
 #rushing yards/QB rating ranks



Chuck Foreman scored a Vikings-record 22 TDs in 1975. Foreman was the 1st rookie to lead the team in rushing.

PASSING

Year	Player	Att.	Cmp.	Pct.	Yds.	TD	Int.	Rtg.#NFL/NFC
1961	*Tarkenton, F.	280	157	56.1	1,997	18	17	74.7 8
1962	Tarkenton, F.	329	163	49.5	2,595	22	25	66.9 12
1963	Tarkenton, F.	297	170	57.2	2,311	15	15	78.0 6
1964	Tarkenton, F.	306	171	55.9	2,506	22	11	91.8 2
1965	Tarkenton, F.	329	171	52.0	2,609	19	11	83.8 6
1966	Tarkenton, F.	358	192	53.6	2,561	17	16	73.8 6
1967	*Kapp, J.	214	102	47.7	1,386	8	17	48.2 19
1968	Kapp, J.	248	129	52.1	1,695	10	17	58.8 13
1969	Kapp, J.	237	120	50.6	1,726	19	13	78.5 10
1970	Cuozzo, G.	257	128	49.8	1,720	7	10	64.3 20/10
1971	Cuozzo, G.	168	75	44.6	842	6	8	52.2 25T/14
1972	Tarkenton, F.	378	215	56.9	2,651	18	13	80.2 3/3
1973	Tarkenton, F.	274	169	61.7	2,113	15	7	93.2 2/2
1974	Tarkenton, F.	351	199	56.7	2,598	17	12	82.1 7/4
1975	Tarkenton, F.	425	273	64.2	2,994	25	13	91.8 2/1
1976	Tarkenton, F.	412	255	61.8	2,961	17	8	89.3 6/3
1977	Tarkenton, F.	258	155	60.1	1,734	9	14	69.2 9/3
1978	Tarkenton, F.	572	345	60.3	3,468	25	32	68.9 12/4
1979	Kramer, T.	566	315	55.7	3,397	23	24	69.3 17T/6T
1980	Kramer, T.	522	299	57.3	3,582	19	23	72.2 19/9
1981	Kramer, T.	593	322	54.3	3,912	26	24	72.6 18/10
1982	Kramer, T.	308	176	57.1	2,037	15	12	77.3 13T/8
1983	Dils, S.	444	239	53.8	2,840	11	16	66.8 22/11
1984	Kramer, T.	236	124	52.5	1,678	9	10	70.6 23/12
1985	Kramer, T.	506	277	54.7	3,522	19	26	67.8 21/11
1986	Kramer, T.	372	208	55.9	3,000	24	10	92.6 1/1
1987	Wilson, W.	264	140	53.0	2,106	14	13	76.7 16/8
1988	Wilson, W.	332	204	61.4	2,746	15	9	91.5 3/1
1989	Wilson, W.	342	184	53.8	2,467	9	12	71.1 21/9
1990	Gannon, R.	349	182	52.1	2,278	16	16	68.9 23T/12
1991	Gannon, R.	354	211	59.6	2,166	12	6	81.5 11/6
1992	Gannon, R.	279	159	57.0	1,905	12	13	72.9 18/11
1993	McMahon, J.	331	200	60.4	1,968	9	8	76.3 16/7
1994	Moon, W.	601	371	61.7	4,264	18	19	79.9 13/7
1995	Moon, W.	606	377	62.2	4,228	33	14	91.5 7/6
1996	Johnson, B.	311	195	62.7	2,258	17	10	89.4 3/3
1997	Johnson, B.	452	275	60.8	3,036	20	12	84.5 9/4
1998	Cunningham, R.	425	259	60.9	3,704	34	10	106.0 1/1
1999	Geulpe, J.	329	191	58.1	2,816	23	12	94.2 3/3
2000	Culpepper, D.	474	297	62.7	3,937	33	16	98.0 4/3
2001	Culpepper, D.	366	235	64.2	2,612	14	13	83.3 11/6
2002	Culpepper, D.	549	333	60.7	3,853	18	23	75.3 26/11
2003	Culpepper, D.	454	295	65.0	3,479	25	11	96.4 3/1
2004	Culpepper, D.	548	379	69.2	4,771	39	11	110.9 2/1
2005	Johnson, B.	294	184	62.6	1,885	12	4	88.9 11/3
2006	Johnson, B.	439	270	61.5	2,750	9	15	72.0 27/15
2007	Jackson, T.	294	171	58.2	1,911	9	12	70.8 28/13
2008	Fretotte, G.	301	178	59.1	2,157	12	15	73.7 28/14
2009	Favre, B.	531	363	68.4	4,202	33	7	107.2 2/2
2010	Favre, B.	358	217	60.6	2,509	11	19	69.9 29/14
2011	*Ponder, C.	291	158	54.3	1,853	13	13	70.1 31/16
2012	Ponder, C.	483	300	62.1	2,935	18	12	81.2 21/12
2013	Cassel, M.	254	153	60.2	1,807	11	9	81.6 25/16



Warren Moon led the Vikings in passing in consecutive seasons in 1994 and '95.

RECEIVING

Year	Player	No.	Yds.	Avg.	Long	TD	#NFL/NFC
1961	Reichow, Jerry	50	859	17.2	51t	11	12T
1962	Reichow, Jerry	39	561	14.4	41	3	22T
1963	Flatley, Paul	51	867	17.0	62	4	10T
1964	Brown, Bill	48	703	14.6	64	9	11
1965	Flatley, Paul	50	896	17.9	58	7	10T
1966	Flatley, Paul	50	777	15.0	41	3	12T
1967	Osborn, Dave	34	272	8.0	29	1	30T
1968	Washington, Gene	46	756	16.3	61	6	9
1969	Washington, Gene	39	821	21.1	83t	9	29
1970	Washington, Gene	44	702	15.9	49t	4	16T/11T
1971	Gill, Bob	45	691	15.3	55t	7	13T/7
1972	Ciriam, John	47	1,035	22.0	66t	7	10T/5T
1973	Ciriam, John	42	907	21.6	54t	8	19T/8T
1974	Foreman, Chuck	53	586	11.1	66t	6	8/6
1975	Foreman, Chuck	73	691	9.5	33	9	1/1
1976	Foreman, Chuck	55	567	10.3	41t	1	5/2
1977	Rashad, Ahmad	51	681	13.4	48t	2	5T/1
1978	Youn, Rickey	88	705	8.0	48	5	1/1
1979	Rashad, Ahmad	80	1,156	14.5	52t	9	2/1
1980	Rashad, Ahmad	69	1,095	15.9	76t	5	5/4
1981	Brown, Ted	83	694	8.4	63	2	3/2
1982	Brown, Ted	31	207	6.7	29	2	32T/17T
1983	Nelson, Darrin	51	618	12.1	68	0	33T/18T
1984	Lewis, Leo	47	830	17.7	56	4	44/23
1985	Jordan, Steve	68	795	11.7	32	0	15/7
1986	Jordan, Steve	58	859	14.8	68t	6	29T/12
1987	Carter, Anthony	38	922	24.3	73t	7	48T/19T
1988	Carter, Anthony	72	1,225	17.0	67t	6	9T/7T
1989	Carter, Anthony	65	1,066	16.4	50	4	17/12
1990	Carter, Anthony	70	1,008	14.4	56t	8	12/5
1991	Carter, Cris	72	962	13.4	50	5	9T/4
1992	Carter, Cris	53	681	12.8	44	6	33T/20
1993	Carter, Cris	86	1,071	12.5	58	9	4T/4T
1994	Carter, Cris	122	1,256	10.3	65t	7	1/1
1995	Carter, Cris	122	1,371	11.2	60t	17	2T/2T
1996	Carter, Cris	96	1,163	12.1	43t	10	5/4
1997	Carter, Cris	89	1,069	12.0	43	13	4/3
1998	Carter, Cris	78	1,011	13.0	54t	12	11T/5
1999	Carter, Cris	90	1,241	13.8	68	13	5T/2
2000	Carter, Cris	96	1,274	13.3	53	9	6/3
2001	Moss, Randy	82	1,233	15.0	73t	10	16/7
2002	Moss, Randy	106	1,347	12.7	60	7	3/1
2003	Moss, Randy	111	1,632	14.7	72	17	2/2
2004	Wiggins, Jermaine	71	705	9.9	39	4	28/14
2005	Wiggins, Jermaine	69	568	8.2	24	1	29T/12T
2006	Taylor, Travis	57	651	11.4	36	3	48T/26T
2007	Wade, Bobby	54	647	12.0	40	3	52T/27T
2008	Wade, Bobby	53	645	12.2	59t	2	56T/24T
2009	Rice, Sidney	83	1,312	15.8	63	8	12T/6T
2010	Harvin, Percy	71	868	12.2	53t	5	21T/12T
2011	Harvin, Percy	87	967	11.1	52t	6	6/4
2012	Harvin, Percy	62	677	10.9	45	3	42t/25
2013	Jennings, Greg	68	804	11.8	70t	4	39/21

*rookie
#receptions/gross punt average ranks



Anthony Carter recorded 3 straight seasons with at least 1,000 receiving yards from 1988-90.

PUNTING

Year	Player	No.	Avg.	Long	Blckd	#NFL/NFC
1961	*Mercer, Mike	63	39.0	59	2	12
1962	Mercer, Mike	19	43.5	77	0	12
1963	Cox, Fred	70	38.7	57	0	15
1964	Walden, Bobby	72	46.4	73	0	1
1965	Walden, Bobby	51	42.1	61	0	8
1966	Walden, Bobby	60	41.1	70	0	9
1967	Walden, Bobby	75	41.6	76	0	6
1968	Hill, King	35	41.0	53	0	DNQ
1969	Lee, Bob	67	40.0	56	0	10
1970	McNeill, Tom	61	38.0	64	0	25/12
1971	Lee, Bob	89	39.6	58	0	20/10
1972	Eischeid, Mike	62	42.7	61	1	5T/2T
1973	Eischeid, Mike	66	39.8	57	0	21/12
1974	Eischeid, Mike	73	36.1	50	1	25/12
1975	*Clabo, Neil	73	41.1	62	2	7/4
1976	Clabo, Neil	69	38.8	55	0	19/8
1977	Clabo, Neil	83	39.8	69	0	11/7
1978	Coleman, Greg	51	39.0	59	1	14/7
1979	Coleman, Greg	90	39.5	70	1	20/10
1980	Coleman, Greg	81	38.8	67	0	24/13
1981	Coleman, Greg	88	41.4	73	0	12/7
1982	Coleman, Greg	58	41.1	67	0	13/9
1983	Coleman, Greg	91	41.5	65	0	12T/4T
1984	Coleman, Greg	82	42.4	62	0	7/2
1985	Coleman, Greg	67	42.8	62	0	7/4
1986	Coleman, Greg	67	41.4	69	0	11/7
1987	Coleman, Greg	45	39.7	54	1	19/9
1988	Scribner, Buckley	84	40.3	55	2	15T/8
1989	Scribner, Buckley	72	39.8	55	0	19/9
1990	Newsome, Harry	78	42.3	61	1	7T/5
1991	Newsome, Harry	68	45.5	65	0	21/1
1992	Newsome, Harry	72	45.0	84	1	2/1
1993	Newsome, Harry	90	42.9	64	0	12T/6T
1994	Saxon, Mike	77	42.9	67	0	7T/5
1995	Saxon, Mike	72	40.9	60	0	23T/11T
1996	Berger, Mitch	88	41.1	63	2	26/13
1997	Berger, Mitch	73	42.9	65	0	13T/5T
1998	Berger, Mitch	55	44.7	67	0	7T/3
1999	Berger, Mitch	61	45.4	75	0	2/1
2000	Berger, Mitch	62	44.7	60	0	4T/1
2001	Berger, Mitch	47	43.5	67	0	7T/2T
2002	Richardson, Kyle	62	39.9	59	1	28T/14
2003	*Johnson, Eddie	56	39.1	55	1	27/14
2004	Bennett, Darren	57	39.3	61	0	29/15
2005	*Kluwe, Chris	71	44.1	62	0	6/2
2006	Kluwe, Chris	93	42.3	68	0	25/14
2007	Kluwe, Chris	81	44.7	70	0	8/4
2008	Kluwe, Chris	73	47.6	62	1	4/3
2009	Kluwe, Chris	73	43.9	60	0	15/7
2010	Kluwe, Chris	83	43.0	59	0	21/11
2011	Kluwe, Chris	77	45.7	60	0	13/4
2012	Kluwe, Chris	72	45.0	59	0	22/10
2013	*Locke, Jeff	75	44.2	65	0	24/12



Greg Coleman led the Vikings in punting from 1978-87 and still holds several career punting records.



Among all TE's, Steve Jordan leads the Vikings in every major receiving category in team history.

SCORING

Year	Player	TD	PAT	FG	Tot.	#NFL/NFC
1961	Reichow, Jerry	11	-	-	66	16T
1962	Christopherson, Jim	-	28	11	61	20
1963	Cox, Fred	-	39	12	75	10
1964	Cox, Fred	-	40	21	103	6
1965	Cox, Fred	-	44	23	113	3
1966	Cox, Fred	-	34	18	88	11
1967	Cox, Fred	-	26	17	77	8
1968	Cox, Fred	-	31	19	88	6
1969	Cox, Fred	-	43	26	121	1
1970	Cox, Fred	-	35	30	125	1/1
1971	Cox, Fred	-	25	22	91	8T/4T
1972	Cox, Fred	-	34	21	97	9T/5T
1973	Cox, Fred	-	33	21	96	12/8
1974	Foreman, Chuck	15	-	-	90	4T/3T
1975	Foreman, Chuck	22	-	-	132	2/1
1976	Cox, Fred	-	32	19	89	5/3
1977	Foreman, Chuck	9	-	-	54	24T/9T
	White, Sammy	9	-	-	54	24T/9T
1978	Danmeier, Rick	-	36	12	72	19T/7T
1979	Danmeier, Rick	-	28	13	67	30/12
1980	Danmeier, Rick	-	33	16	81	16T/7T
1981	Danmeier, Rick	-	34	21	97	15/8
1982	Danmeier, Rick	-	23	8	47	26/15
1983	Ricardo, Benny	-	33	25	108	13/9
1984	Stenerud, Jan	-	30	20	90	24/12
1985	Stenerud, Jan	-	41	15	86	25/14
1986	Nelson, Chuck	-	44	22	110	4/3
1987	Nelson, Chuck	-	36	13	75	20T/10
1988	Nelson, Chuck	-	48	20	108	9T/4T
1989	Karlis, Rich	-	27	31	120	3T/3T
1990	Igwebuike, Donald	-	19	14	61	39/21
1991	Reveziz, Fuad	-	34	17	85	21T/11T
1992	Reveziz, Fuad	-	45	19	102	12/5
1993	Reveziz, Fuad	-	27	26	105	14T/7
1994	Reveziz, Fuad	-	30	34	132	2T/1T
1995	Reveziz, Fuad	-	44	26	122	7T/4T
1996	Sisson, Scott	-	30	22	96	21/9
1997	Carter, Cris	13	-	3 (2pt)	84	26T/11T
1998	Anderson, Gary	-	59	35	164	1/1
1999	Anderson, Gary	-	46	19	103	20/7
2000	Anderson, Gary	-	45	22	111	11/6
2001	Anderson, Gary	-	29	15	74	33T/15
2002	Anderson, Gary	-	36	18	90	28T/14
2003	Elling, Aaron	-	48	18	102	17T/8T
	Moss, Randy	17	-	-	102	17T/8T
2004	Andersen, Morten	-	45	18	99	20T/7T
2005	Edinger, Paul	-	31	25	106	19/7
2006	Longwell, Ryan	-	27	21	90	31/14
2007	Longwell, Ryan	-	39	20	99	24T/11T
2008	Longwell, Ryan	-	40	29	127	7T/6T
2009	Longwell, Ryan	-	54	26	132	3/2
2010	Longwell, Ryan	-	30	17	81	28/15
2011	Longwell, Ryan	-	38	22	104	23/13
2012	*Walsh, Blair	-	36	35	141	4/3
2013	Walsh, Blair	-	43	26	121	15/7

FIELD GOALS

Year	Player	Att.	Made	Pct.	Long	#NFL/NFC
1961	*Mercer, Mike	21	9	42.9	34	11
1962	Christopherson, Jim	20	11	55.0	44	6T
1963	Cox, Fred	24	12	50.0	46	7T
1964	Cox, Fred	33	21	63.6	47	3
1965	Cox, Fred	35	23	65.7	53	1
1966	Cox, Fred	33	18	54.5	44	10
1967	Cox, Fred	33	17	51.5	44	7
1968	Cox, Fred	29	19	65.5	45	3
1969	Cox, Fred	37	26	70.3	48	1
1970	Cox, Fred	46	30	65.2	47	8/5
1971	Cox, Fred	32	22	68.7	47	5/3
1972	Cox, Fred	33	21	63.6	43	13T/4T
1973	Cox, Fred	35	21	60.0	41	19T/9T
1974	Cox, Fred	20	12	60.0	46	14T/7T
1975	Cox, Fred	17	13	76.4	52	6/4
1976	Cox, Fred	31	19	61.3	49	11/7
1977	Cox, Fred	17	8	47.1	42	23/12
1978	Danmeier, Rick	19	12	63.2	47	18/11
1979	Danmeier, Rick	22	13	59.1	44	22/11
1980	Danmeier, Rick	26	16	61.5	47	18T/9
1981	Danmeier, Rick	25	21	84.0	45	2/2
1982	Danmeier, Rick	14	8	57.1	43	24T/12T
1983	Ricardo, Benny	33	25	75.8	47	14/7
1984	Stenerud, Jan	23	20	87.0	54	1/1
1985	Stenerud, Jan	26	15	57.7	49	25/12
1986	Nelson, Chuck	28	22	78.6	53	4/2
1987	Nelson, Chuck	24	13	54.2	51	27/13
1988	Nelson, Chuck	25	20	80.0	49	6/2
1989	Karlis, Rich	39	31	79.5	51	5/3
1990	Igwebuike, Donald	16	14	87.5	48	4/1
1991	Reveziz, Fuad	24	17	70.8	50	17/9
1992	Reveziz, Fuad	25	19	76.0	52	12/6
1993	Reveziz, Fuad	35	26	74.3	51	10T/6T
1994	Reveziz, Fuad	39	34	87.2	51	3/1
1995	Reveziz, Fuad	36	26	72.2	51	13T/6T
1996	Sisson, Scott	29	22	75.9	44	18T/8T
1997	Murray, Eddie	17	12	70.6	49	28T/14
1998	Anderson, Gary	35	35	100.0	53	2/1
1999	Anderson, Gary	30	19	63.3	44	23T/9T
2000	Anderson, Gary	23	22	95.7	49	17T/9
2001	Anderson, Gary	18	15	83.3	44	29/14
2002	Anderson, Gary	23	18	78.3	53	23/12
2003	Elling, Aaron	25	18	72.0	51	23T/12
2004	Andersen, Morten	22	18	81.8	48	23T/11T
2005	Edinger, Paul	34	25	73.5	56	12T/6T
2006	Longwell, Ryan	25	21	84.0	49	22T/11
2007	Longwell, Ryan	24	20	83.3	55	28/14
2008	Longwell, Ryan	34	29	85.3	54	8T/5T
2009	Longwell, Ryan	28	26	92.9	52	10T/4
2010	Longwell, Ryan	18	17	94.4	48	26/15
2011	Longwell, Ryan	28	22	78.6	53	25T/12T
2012	*Walsh, Blair	38	35	92.1	56	1/1
2013	Walsh, Blair	30	26	86.7	54	13T/6T

*rookie

#total points/FGs made/ranks



Jerry Reichow's team-record 11 TD catches in a season stood from 1961 until Cris Carter broke it in 1995.



Fred Cox led the Vikings in scoring for a team-record 12 seasons.



Gary Anderson went a perfect 35-for-35 during the 1998 season.

KICKOFF RETURNS

Year	Player	No.	Yds.	Avg.	Long	TD	#NFL/NFC
1961	*Mason, Tommy	25	603	24.1	42	0	15
1962	Butler, Billy	26	588	22.6	45	0	17
1963	Butler, Billy	33	713	21.6	35	0	17
1964	Butler, Billy	26	597	23.0	34	0	17
1965	*Rentzel, Lance	23	602	26.2	101†	1	10
1966	Fitzgerald, Mike	14	301	21.5	28	0	21
1967	Jones, Clinton	25	597	23.8	96†	1	14
1968	*West, Charlie	22	576	26.1	82	0	6
1969	Jones, Clinton	17	444	26.1	71	0	7
1970	Jones, Clinton	19	452	23.7	41	0	17/77
1971	West, Charlie	24	556	23.0	36	0	19/13
1972	Cilliam, John	14	369	26.3	47	0	8/6
1973	McClanahan, Brent	16	410	25.6	45	0	14/5
1974	McClanahan, Brent	23	549	23.9	52	0	20/10
1975	McClanahan, Brent	17	360	21.2	42	0	30/15
1976	*Willis, Leonard	24	552	23.0	57	0	19/78
1977	Moore, Manfred	24	523	21.8	48	0	25/15
1978	*Miller, Kevin	40	856	21.4	38	0	24T/10T
1979	Edwards, Jimmy	44	1,103	25.1	83	0	2/1
1980	Payton, Eddie	53	1,184	22.3	59	0	14/77
1981	Payton, Eddie	39	898	23.0	99†	1	11/6
1982	Redwine, Jarvis	12	286	23.8	76	0	5/3
1983	Nelson, Darrin	18	445	24.7	50	0	3/1
1984	Nelson, Darrin	39	891	22.8	47	0	6/3
1985	*Rhymes, Buster	53	1,345	25.4	88	0	5/4
1986	Bess, Rufus	31	705	22.7	43	0	9/4
1987	Guggemos, Neal	36	808	22.4	42	0	7/5T
1988	*Harris, Darryl	39	833	21.4	30	0	12T/4T
1989	Nelson, Darrin	14	307	21.9	32	0	DNQ
1990	Walker, Herschel	44	966	22.0	64	0	7/5
1991	Nelson, Darrin	31	682	22.0	50	0	9/6
1992	Nelson, Darrin	29	626	21.6	53	0	10/77
1993	*Ismail, Qadry	42	902	21.5	47	0	10/77
1994	Ismail, Qadry	35	807	23.1	61	0	13/10
1995	Ismail, Qadry	42	1,037	24.7	71	0	7/72
1996	Ismail, Qadry	28	527	18.8	32	0	38/19
1997	Palmer, David	32	711	22.2	62	0	20/13
1998	Palmer, David	50	1,176	23.5	88†	1	18/9
1999	Tate, Robert	25	627	25.1	76†	1	4/3
2000	*Walters, Troy	30	692	23.1	38	0	18/9
2001	Jacquet, Nate	46	1,012	22.0	53	0	24T/13
2002	Williams, Moe	24	516	21.5	51	0	32/20
2003	*Smith, Ontario	27	588	21.8	46	0	24/13
2004	Campbell, Kelly	35	760	21.7	55	0	26/14
2005	Robinson, Koren	47	1,221	26.0	86†	1	5/1
2006	Johnson, Bethel	45	1,054	23.4	65	0	21/10
2007	*Allison, Aundrae	20	574	28.7	104†	1	3/1
2008	Hicks, Maurice	29	690	23.8	38	0	24/13
2009	*Harvin, Percy	42	1,156	27.5	101†	2	4/3T
2010	Harvin, Percy	40	933	23.3	95†	1	21/9
2011	Harvin, Percy	16	520	32.5	104	1	DNQ
2012	Harvin, Percy	16	574	35.9	105†	1	DNQ
2013	*Patterson, Cordarrelle	43	1,393	32.4	109†	2	1/1

*rookie

†KR average/PR average ranks



Hugh McElhenny returned the 1st punt for a TD in team history in 1961, an 81-yarder at Chicago.



Darrin Nelson holds the team record with 159 career kickoff returns.



David Palmer scored 3 TDs on returns during his career- 2 on punt returns and took back 1 kickoff.

PUNT RETURNS

Year	Player	No.	Yds.	Avg.	Long	TD#	NFL/NFC
1961	*Mason, Tommy	14	146	10.4	23	0	5
1962	Butler, Billy	12	169	14.1	46	0	DNQ
1963	Butler, Billy	21	220	10.5	60†	1	4
1964	Butler, Billy	22	156	7.1	32	0	12
1965	Mason, Tommy	9	63	7.0	17	0	DNQ
1966	Sharockman, Ed	9	95	10.5	76	0	DNQ
1967	Grim, Bob	25	101	4.0	81	0	12
1968	*West, Charlie	20	201	10.0	98†	1	4
1969	West, Charlie	39	245	6.3	55	0	6
1970	West, Charlie	29	169	5.8	53	0	24/10
1971	West, Charlie	18	94	5.2	16	0	22/9
1972	Gilliam, John	16	110	6.8	23	0	13T/6T
1973	Bryant, Bobby	25	140	5.6	16	0	26/12
1974	Wallace, Jackie	25	191	7.6	30	0	30/15
1975	Bryant, Bobby	19	125	6.6	16	0	25/15
1976	*Willis, Leonard	30	207	6.9	29	0	27T/13T
1977	Moore, Manfred	47	277	5.9	28	0	33/15
1978	*Miller, Kevin	48	239	5.0	47	0	30/15
1979	Edwards, Jimmy	33	186	5.6	42	0	26/12
1980	Payton, Eddie	34	251	7.4	19	0	25/13
1981	Payton, Eddie	38	303	8.0	28	0	18/10
1982	Payton, Eddie	22	179	8.1	35	0	13/6
1983	Bess, Rufus	21	158	7.5	23	0	25/13
1984	Nelson, Darrin	23	180	7.8	21	0	19/9
1985	Nelson, Darrin	16	133	8.3	21	0	DNQ
1986	Bess, Rufus	23	162	7.0	15	0	20/10
1987	Lewis, Leo	22	275	12.5	78†	1	5T/3T
1988	Lewis, Leo	58	550	9.5	64	0	12/5
1989	Lewis, Leo	44	446	10.1	65	0	8/7
1990	Lewis, Leo	25	180	7.2	30	0	18T/12
1991	Lewis, Leo	30	225	7.5	44	0	19/14
1992	Parker, Anthony	33	336	10.2	42	0	9/4
1993	*Gulford, Eric	29	212	7.3	50	0	21/10
1994	*Palmer, David	30	193	6.4	20	0	24/11
1995	Palmer, David	26	342	13.2	74†	1	1/1
1996	Palmer, David	22	216	9.8	69†	1	12/6
1997	Palmer, David	34	444	13.1	57	0	3/1
1998	Palmer, David	28	289	10.3	53	0	14/8
1999	Moss, Randy	17	162	9.5	64†	1	DNQ
2000	*Walters, Troy	15	217	14.5	63	0	DNQ
2001	Jacquet, Nate	29	219	7.6	23	0	17/12
2002	*Davis, Nick	24	190	7.9	57	0	22/12
2003	*Howry, Keenan	35	247	7.1	52	0	25/11
2004	Burleson, Nate	25	214	8.6	91†	1	16/7
2005	Moore, Mewelde	21	245	11.7	71†	1	3/2
2006	Moore, Mewelde	36	365	10.1	71†	1	11/4
2007	Moore, Mewelde	13	130	10.0	42	0	DNQ
2008	Berrian, Bernard	7	114	16.3	82†	1	DNQ
2009	Reynaud, Darius	30	308	10.3	36	0	9T/4
2010	Camarillo, Greg	39	359	9.2	52	0	16/9
2011	Sherels, Marcus	33	277	8.4	53	0	23/10
2012	Sherels, Marcus	32	287	9.0	77†	1	17/7
2013	Sherels, Marcus	22	335	15.2	86†	1	2/1

INTERCEPTIONS

Year	Player	No.	Yds.	Avg. Long	TD	#NFL/NFC	
1961	*Hawkins, Rip	5	70	14.0	34	0	16T
1962	Sharockman, Ed	6	92	15.3	32	0	9T
1963	Sharockman, Ed	5	93	18.6	47	1	14T
1964	*Rose, George	6	48	8.0	32	1	5T
1965	Sharockman, Ed	6	118	19.7	40	1	3T
1966	Hackbart, Dale	5	73	14.6	41t	1	9T
1967	Mackbee, Earsell	5	98	19.6	40	1	13T
1968	Krause, Paul	7	82	11.7	29	0	7T
1969	Bryant, Bobby	8	97	12.1	56	0	2T
1970	Sharockman, Ed	7	132	18.8	43	1	5T/2T
1971	West, Charlie	7	236	33.7	89	0	6T/3
1972	Krause, Paul	6	109	18.1	35	2	7T/3T
1973	Bryant, Bobby	7	105	15.0	46	1	3/1
1974	Wright, Nate	6	91	15.2	44	0	9T/4T
1975	Krause, Paul	10	201	20.1	81	0	2/1
1976	Wright, Nate	7	47	6.6	21	0	6T/4T
1977	Bryant, Bobby	4	44	11.0	41	0	29T/15T
1978	Bryant, Bobby	7	69	9.9	23	0	6T/4T
1979	Hannon, Tommy	4	85	21.3	52	0	32T/13T
	Wright, Nate	4	44	11.0	32	0	32T/13T
1980	Turner, John	6	22	3.7	13	0	13T/4T
1981	Hannon, Tommy	4	28	7.0	28	0	32T/20T
	Teal, Willie	4	23	5.8	15	0	32T/20T
1982	Teal, Willie	4	15	3.8	13	0	9T/4T
1983	Turner, John	6	37	6.7	22	0	15T/8T
	Swain, John	6	12	2.0	11	0	15T/8T
1984	Bess, Rufus	3	7	2.4	7	0	53T/24T
1985	Turner, John	5	62	12.4	25	0	21T/10T
1986	Holt, Issiac	8	54	6.8	27	0	5T/4T
1987	Browner, Joey	6	67	11.2	23	0	2T/2T
1988	Lee, Carl	8	118	14.8	58t	2	2T/2T
1989	Browner, Joey	5	70	14.0	34	0	16T/9T
1990	Browner, Joey	7	103	14.7	31	1	3T/2T
1991	Browner, Joey	5	97	19.4	45	0	8T/5T
1992	McMillian, Audrey	8	157	19.6	61t	2	1T/1
1993	Glenn, Vencie	5	49	9.8	23	0	14T/6T
1994	Parker, Anthony	4	99	24.8	44t	2	21T/12T
	Glenn, Vencie	4	55	13.8	32	0	21T/12T
1995	*Thomas, Orlando	9	108	12.0	45t	1	1/1
1996	Thomas, Orlando	5	57	11.4	34	0	11T/6T
1997	Washington, D.	4	71	17.8	27	0	23T/16T
1998	Hitchcock, Jimmy	7	242	34.6	79t	3	5T/2T
1999	Griffith, Robert	3	0	0.0	0	0	43/21
2000	Wong, Kailee	2	28	14.0	14	0	65T/34T
	Tate, Robert	2	12	6.0	12	0	65T/34T
2001	Griffith, Robert	2	25	12.5	14	0	72T/37T
	*Kelly, Eric	2	-7	-3.5	2	0	72T/37T
2002	Biekert, Greg	4	26	6.5	20	0	22T/11T
2003	Russell, Brian	9	185	20.6	50	0	1T/1T
2004	Winfield, Antoine	3	89	29.7	56	0	48T/23T
2005	Sharper, Darren	9	276	30.7	92t	2	3/1
2006	Smith, Dwight	4	81	20.3	47	0	18T/7T
	Winfield, Antoine	4	33	8.3	26	1	18T/7T
	Sharper, Darren	4	10	2.5	10	0	18T/7T
2007	Smith, Dwight	4	112	28.0	93t	1	23T/11T
	Sharper, Darren	4	61	15.3	41	1	23T/11T
2008	Leber, Ben	2	29	14.5	28	0	31T/15T
	Sapp, Benny	2	13	6.5	14	0	31T/15T
	Winfield, Antoine	2	5	2.5	4	0	31T/15T
	Williams, Madieu	2	-1	-0.5	0	0	31T/15T
2009	Griffin, Cedric	4	-2	-0.5	0	0	23T/14T
2010	Henderson, E.J.	3	10	3.3	10	0	31T/21T
	Abdullah, Husain	3	5	1.7	5	0	31T/21T
2011	Sanford, Jamarca	2	69	34.5	52	0	62T/41T
2012	*Smith, Harrison	3	87	29.0	56t	2	29T/17T
	Winfield, Antoine	3	37	12.3	31	0	29T/17T
2013	Greenway, Chad	3	23	7.7	23	0	32T/18T

SACKS

Year	Player	Sacks	Year	Player	Sacks	Year	Player	Sacks
1961	Marshall, Jim	6.0	1976	Page, Alan	18.0	2001	Hovan, Chris	6.0
1962	Marshall, Jim	9.0	1977	Eller, Carl	15.0	2002	Johnstone, Lance	7.0
1963	Hultz, Don	10.5	1978	Mullaney, Mark	9.0	2003	*Williams, Kevin	10.5
	Marshall, Jim	10.5	1979	Mullaney, Mark	8.0	2004	Williams, Kevin	11.5
1964	Marshall, Jim	11.5	1980	*Martin, Doug	5.0	2005	Johnstone, Lance	7.5
1965	Marshall, Jim	7.5		Mullaney, Mark	5.0	2006	Scott, Darrion	5.5
1966	Marshall, Jim	7.0		Sutherland, Doug	5.0	2007	Edwards, Ray	5.0
1967	*Page, Alan	8.5	1981	Blair, Matt	6.0		Leber, Ben	5.0
1968	Page, Alan	11.0		Holloway, Randy	6.0		Udeze, Kenechi	5.0
1969	Eller, Carl	15.0		Martin, Doug	6.0	2008	Allen, Jared	14.5
1970	Eller, Carl	13.0	1982	Martin, Doug	10.5	2009	Allen, Jared	14.5
1971	Page, Alan	9.0	1983	Martin, Doug	12.0	2010	Allen, Jared	11.0
1972	Eller, Carl	7.0	1984	Holloway, Randy	5.0	2011	Allen, Jared	22.0
1973	Eller, Carl	11.0		Johnson, Charlie	5.0	2012	Allen, Jared	12.0
1974	Page, Alan	11.0	1985	*Millard, Keith	11.0	2013	Allen, Jared	11.5
1975	Page, Alan	13.0	1986	Millard, Keith	10.5			

TACKLES (DEFENSIVE ONLY)

Year	Player	Solo	Assists	Total
1961	*Hawkins, Rip	100	26	126
1962	Hawkins, Rip	74	16	90
1963	Hawkins, Rip	94	20	114
1964	Hawkins, Rip	61	38	99
1965	Vargo, Larry	78	10	88
1966	Warwick, Lonnie	66	26	92
1967	Warwick, Lonnie	90	23	113
1968	Page, Alan	66	30	96
1969	Warwick, Lonnie	70	6	76
1970	Warwick, Lonnie	60	11	71
1971	Hilgenberg, Wally	87	23	110
1972	Page, Alan	99	33	132
1973	Siemon, Jeff	112	43	155
1974	Siemon, Jeff	105	46	151
1975	Page, Alan	82	40	122
1976	Siemon, Jeff	120	41	161
1977	McNeill, Fred	92	44	136
1978	Siemon, Jeff	170	59	229
1979	Blair, Matt	132	37	169
1980	Studwell, Scott	151	54	205
1981	Studwell, Scott	156	74	230
1982	Studwell, Scott	85	37	122
1983	Studwell, Scott	132	83	215
1984	Studwell, Scott	142	71	213
1985	Studwell, Scott	107	97	204
1986	Browner, Joey	98	41	139
1987	Solomon, Jesse	92	29	121
	Browner, Joey	87	34	121
1988	Studwell, Scott	81	45	126
1989	Studwell, Scott	101	71	172
1990	Merrriweather, Mike	99	54	153
1991	Merrriweather, Mike	101	88	189
1992	Del Rio, Jack	110	39	149
1993	Del Rio, Jack	108	61	169
1994	Del Rio, Jack	118	67	185
1995	McDaniel, Ed	96	40	136
1996	Brady, Jeff	89	57	146
1997	McDaniel, Ed	77	58	135
1998	McDaniel, Ed	100	55	155
1999	McDaniel, Ed	110	56	166
2000	Wong, Kailee	94	40	134
2001	Wong, Kailee	90	26	116
2002	Biekert, Greg	72	75	147
2003	Chavous, Corey	86	22	108
2004	Henderson, E.J.	92	43	125
2005	Cowart, Sam	70	34	104
2006	Henderson, E.J.	95	47	142
2007	Henderson, E.J.	117	38	155
2008	Greenway, Chad	103	47	150
2009	Greenway, Chad	88	39	127
2010	Greenway, Chad	106	43	149
2011	Greenway, Chad	104	70	174
2012	Greenway, Chad	121	70	191
2013	Greenway, Chad	113	54	167

*rookie
#interception ranks

VIKINGS INDIVIDUAL RECORDS

1961-77 - 14 games; 1978-2013 - 16 games

Note: The 1982 regular season was reduced to nine games and the 1987 season to 15 games due to players' strike

COACHES

Games

- 259 Bud Grant, 1967-83, 85
- 159 Dennis Green, 1992-01
- 95 Jerry Burns, 1986-91

Wins

- 158 Bud Grant, 1967-83, 85
- 97 Dennis Green, 1992-01
- 52 Jerry Burns, 1986-91

Consecutive Wins

- 13 Bud Grant, 1974-75
- 12 Bud Grant, 1969
- 10 Dennis Green, 1999-00
- 9 Bud Grant, 1973
- 9 Dennis Green, 1998-99
- 9 Mike Tice, 2002-03

Losses

- 96 Bud Grant, 1967-83, 85
- 62 Dennis Green, 1992-01
- 51 Norm Van Brocklin, 1961-66

Consecutive Losses

- 7 Norm Van Brocklin, 1961
- 7 Norm Van Brocklin, 1961-62
- 6 Les Steckel, 1984
- 6 Leslie Frazier, 2011

Winning Percentage

- 62.0 Bud Grant, 1967-83, 85 (158-56-5)
- 61.0 Dennis Green, 1992-01 (97-62)
- 54.7 Jerry Burns, 1986-91 (52-43)
- 52.7 Brad Childress, 2006-10 (39-35)

Seasons

- 18 Bud Grant, 1967-83, 85
- 10 Dennis Green, 1992-01
- 6 Norm Van Brocklin, 1961-66
- 6 Jerry Burns, 1986-91

Consecutive Winning Seasons

- 6 Bud Grant, 1973-78
- 5 Dennis Green, 1996-00
- 4 Bud Grant, 1968-71
- 4 Jerry Burns, 1986-89

Division Titles

- 11 Bud Grant, 1968-71, 73-78, 80
- 4 Dennis Green, 1992, 94, 98, 2000
- 2 Brad Childress, 2008-09
- 1 Jerry Burns, 1989

Consecutive Division Titles

- 6 Bud Grant, 1973-78
- 4 Bud Grant, 1968-71
- 2 Brad Childress, 2008-09

SERVICE

Most Seasons

- 19 Jim Marshall, 1961-79
- 17 Mick Tingelhoff, 1962-78
- 15 Carl Eller, 1964-78
- 15 Ron Yary, 1968-82
- 15 Roy Winston, 1962-76
- 15 Fred Cox, 1963-77

Most Games Played

- 270 Jim Marshall, 1961-79
- 240 Mick Tingelhoff, 1962-78
- 210 Fred Cox, 1963-77
- 209 Carl Eller, 1964-78
- 202 Scott Stuedwell, 1977-90

Most Consecutive Games Played

- 270 Jim Marshall, 1961-79
- 240 Mick Tingelhoff, 1962-78
- 210 Fred Cox, 1963-77

Most Games Started

- 270 Jim Marshall, 1961-79
- 240 Mick Tingelhoff, 1962-78
- 201 Carl Eller, 1964-78

Most Consecutive Games Started

- 270 Jim Marshall, 1961-79
- 240 Mick Tingelhoff, 1962-78
- 181 Tim Irwin, 1982-93

SCORING

Most Seasons Leading Team

- 12 Fred Cox, 1963-73, 1976
- 6 Ryan Longwell, 2006-11
- 5 Rick Danmeier, 1978-82
- 5 Fuad Revez, 1991-95
- 5 Gary Anderson, 1998-02

Most Consecutive Seasons Leading Team

- 11 Fred Cox, 1963-73
- 6 Ryan Longwell, 2006-11
- 5 Rick Danmeier, 1978-82

- 5 Fuad Revez, 1991-95
- 5 Gary Anderson, 1998-02

POINTS

Career

- 1,365 Fred Cox, 1963-77 (519-pat, 282-fg)
- 670 Cris Carter 1990-01 (110-td, 5-2 pt)
- 633 Ryan Longwell 2006-11 (228-pat, 135-fg)
- 598 Fuad Revez 1991-95 (199-pat, 133-fg)
- 564 Randy Moss 1998-04, '10 (93-td, 3-2 pt)

Season

- 164 Gary Anderson, 1998 (59-pat, 35-fg)
- 141 Blair Walsh, 2012 (36-pat, 35-fg)
- 132 Ryan Longwell, 2009, (54-pat, 26-fg)
- 132 Fuad Revez, 1994 (30-pat, 34-fg)
- 132 Chuck Foreman, 1975 (22-td)

Most Seasons, 100 or More Points

- 4 Fred Cox, 1964-65, 1969-70
- 4 Fuad Revez, 1992-95
- 3 Gary Anderson, 1998-2000
- 3 Ryan Longwell, 2008-09, 2011

Season, Rookie

- 141 Blair Walsh, 2012 (36-pat, 35-fg)
- 106 Randy Moss, 1998 (17-td, 2-2 pt)
- 78 Adrian Peterson, 2007 (13-td)

Game

- 24 Chuck Foreman, @ Buff., 12/20/75 (4-tds)
- 24 Ahmad Rashad, vs. SF, 9/2/79 (4-tds)
- 21 Rich Karlis, vs. LA Rams, 11/5/89 (7-fg)

Game, Opponent

- 30 Shaun Alexander, @ Sea., 9/29/02 (5-2 ts)
- 28 Paul Hornung, @ G.B., 9/16/62 (3-tds, 4-pat, 2-fg)

Most Consecutive Games Scoring

- 151 Fred Cox, 1963-73

TOUCHDOWNS

Most Seasons Leading Team

- 7 Adrian Peterson, 2007-13
- 5 Bill Brown, 1964, 1966-68, 1972
- 5 Ted Brown, 1980-81, 1983-85
- 5 Cris Carter, 1993, 1995-97, 1999
- 5 Randy Moss, 1998, 2000-01, 2003-04

Most Consecutive Seasons Leading Team

- 7 Adrian Peterson, 2007-13
- 4 Chuck Foreman, 1974-77

Career

- 110 Cris Carter, 1990-01 (110-p)
- 93 Randy Moss, 1998-04, 10 (92-p, 1-rt)
- 91 Adrian Peterson, 2007-13 (86-r, 5-p)
- 76 Bill Brown, 1962-74 (52-r, 23-p, 1-rt)
- 75 Chuck Foreman, 1973-79 (52-r, 23-p)

Season

- 22 Chuck Foreman, 1975 (13-r, 9-p)
- 18 Adrian Peterson, 2009 (18-r)
- 17 Cris Carter, 1995 (17-p)
- 17 Randy Moss, 1998 (17-p)
- 17 Randy Moss, 2003 (17-p)
- 16 Bill Brown, 1964 (7-r, 9-p)

Season, Rookie

- 17 Randy Moss, 1998 (17-p)
- 13 Adrian Peterson, 2007 (12-r, 1-p)

Game

- 4 Chuck Foreman, @ Buff., 12/20/75 (2-r, 2-p)
- 4 Ahmad Rashad, vs. S.F., 9/2/79 (4-p)

Game, Opponent

- 5 Shaun Alexander, @ Sea., 9/29/02

Most Consecutive Games Scoring TD

- 10 Randy Moss, 2003-04
- 7 Moe Williams, 2002
- 7 Cris Carter, 1999
- 7 Randy Moss, 1998
- 7 Chuck Foreman, 1974
- 6 Tommy Mason, 1965
- 6 Bill Brown, 1968
- 6 Ted Brown, 1980
- 6 Cris Carter, 1996-1997
- 6 Cris Carter, 1998-99
- 6 Adrian Peterson, 2011

POINTS AFTER TOUCHDOWN

Most Attempted, Career

- 538 Fred Cox, 1963-77
- 233 Ryan Longwell, 2006-11
- 217 Gary Anderson, 1998-02

Most Attempted, Season

- 59 Gary Anderson, 1998
- 55 Ryan Longwell, 2009
- 49 Chuck Nelson, 1988
- 48 Fred Cox, 1975
- 48 Aaron Elling, 2003

Most Attempted, Game

- 7 Fred Cox, vs. Balt., 9/28/69
- 7 Fred Cox, vs. Pitt., 10/23/69
- 7 Fred Cox, vs. Hou., 10/13/74
- 7 Chuck Nelson, @ T.B., 10/23/88

Most Made, Career

- 519 Fred Cox, 1963-77
- 228 Ryan Longwell, 2006-11
- 215 Gary Anderson, 1998-02

Most Made, Season

- 59 Gary Anderson, 1998
- 54 Ryan Longwell, 2009
- 54 Chuck Nelson, 1988
- 48 Aaron Elling, 2003

Most Made, Game

- 7 Fred Cox, vs. Balt., 9/28/69
- 7 Fred Cox, vs. Pitt., 11/23/69
- 7 Chuck Nelson, @ T.B., 10/23/88

Most Made, Game, Opponent

- 8 Jim Bakken, @ St. L., 10/6/63
- 7 Roger LeClerc, @ Chi., 12/17/61

Most Consecutive Made

- 199 Fred Cox, 1968-74
- 151 Gary Anderson, 1998-01
- 133 Fred Cox, 1964-68

Highest Percentage, Career (minimum 200 made)

- 99.1 Gary Anderson, 1998-02 (215-217)
- 59 Gary Anderson, 1998
- 48 Aaron Elling, 2003
- 46 Gary Anderson, 1999

FIELD GOALS

Most Attempted, Career

- 455 Fred Cox, 1963-77
- 171 Fuad Revez, 1990-95
- 157 Ryan Longwell, 2006-11

Most Attempted, Season

- 46 Fred Cox, 1970
- 39 Rich Karlis, 1989
- 39 Fuad Revez, 1994

Most Attempted, Game

- 7 Rich Karlis, vs. LA Rams, 11/5/89
- 6 Fred Cox, vs. N.O., 9/27/70
- 6 Fred Cox, @ Chi., 9/23/73
- 6 Fred Cox, vs. Clev., 11/4/73
- 6 Rich Karlis, vs. Cin., 12/25/89
- 6 Fuad Revez, vs. G.B., 9/26/93
- 6 Gary Anderson, @ Balt., 12/13/98
- 6 Ryan Longwell, vs. Ind., 9/14/08

Most Attempted, Game, Opponent

- 8 Gary Yepremian, vs. Det., 11/13/66
- 7 Jason Hanson, @ St., 10/17/99
- 6 Raul Allegre, vs. NVG, 11/16/86

Most Made, Career

- 282 Fred Cox, 1963-77
- 135 Ryan Longwell, 2006-11
- 133 Fuad Revez, 1990-95

Most Made, Season

- 35 Gary Anderson, 1998
- 35 Blair Walsh, 2012
- 34 Fuad Revez, 1994

Most Made, Season, Rookie

- 35 Blair Walsh, 2012
- 9 Mike Mercer, 1961

Most Made, Game

- 7 Rich Karlis, vs. LA Rams, 11/5/89
- 6 Gary Yepremian, vs. Det., 11/13/66
- 6 Jason Hanson, @ Det., 10/17/99

Most Made, No Misses, Game

- 7 Rich Karlis, vs. LA Rams, 11/5/89
- 3 Many times, last Blair Walsh, @ St. L., 12/16/12 (2nd)

Most Consecutive Field Goals Made

- 35 Gary Anderson, 1998
- 31 Fuad Revez, 1994-95

Most Consecutive Games Made FG

- 31 Fred Cox, 1968-70

Longest Field Goal

- 56 Paul Edinger, vs. G.B., 10/23/05
- 56 Blair Walsh @ Hou., 12/23/12
- 55 Ryan Longwell, @ Chi., 10/14/07
- 55 Blair Walsh, vs. Jax., 9/9/12
- 55 Blair Walsh, @ Sea., 11/4/12
- 54 Jan Stenerud, vs. Atl., 9/16/84
- 54 Paul Edinger, vs. Chi., 1/1/06

KICKOFF

EXECUTIVES

STAFF

COACHES

PLAYERS

ROOKIES

2013 SEASON

RECORDS

PLAYOFF RECORDS

HISTORY

EXTRA POINTS

- 54 Ryan Longwell, vs. G.B., 11/9/08
- 54 Ryan Longwell, @ Jax., 11/23/08
- 54 Blair Walsh, vs. G.B., 12/20/12
- 54 Blair Walsh, vs. Pitt., 9/29/13

- Longest Field Goal, Opponent**
- 58 Mason Crosby vs. G.B., 10/23/11
 - 55 Donald Igwebuike, vs. T.B., 11/30/86
 - 55 Kevin Butler, @ Chi., 10/25/93
 - 55 Dave Raynar, @ Det., 1/2/11

- Most Made, 50 or More Yards, Career**
- 12 Blair Walsh, 2012-13
 - 11 Ryan Longwell, 2006-11
 - 8 Fuad Revez, 1990-95

- Most Made, 50 or More Yards, Season**
- 10 Blair Walsh, 2012
 - 6 Ryan Longwell, 2008
 - 3 Jan Stenerud, 1984
 - 3 Fuad Revez, 1992
 - 3 Paul Edinger, 2005

- Most Made, 50 or More Yards, Game**
- 3 Blair Walsh, @ StL., 12/16/12

- Highest Field Goal Percentage, Career (100 made)**
- 86.0 Ryan Longwell, 2006-11 (135-157)
 - 84.5 Gary Anderson, 1998-02 (109-129)
 - 77.8 Fuad Revez, 1990-95 (133-171)
 - 62.0 Fred Cox, 1963-77 (282-455)

- Highest Field Goal Percentage, Season (Qualifiers)**
- 100.0 Gary Anderson, 1998 (35-35)
 - 95.7 Gary Anderson, 2000 (22-23)
 - 94.4 Ryan Longwell, 2010 (17-18)
 - 92.9 Ryan Longwell, 2009 (26-28)
 - 92.1 Blair Walsh, 2012 (35-38)

- Highest Field Goal Percentage, Season, Rookie (Qualifiers)**
- 92.1 Blair Walsh, 2012 (35-38)
 - 42.9 Mike Mercer, 1961 (9-21)

SAFETIES

- Career**
- 4.0 Jared Allen, 2008-12
 - 2.5 Chris Doleman, 1985-93
 - 2.0 Carl Eller, 1964-78
 - 2.0 Alan Page, 1967-78

- Season**
- 2 Alan Page, 1971
 - 2 Jared Allen, 2008

- Game**
- 1 Many Times, last vs. Den., 12/4/11, Willis McGahee tackled by Jared Allen in EZ

RUSHING

- Most Seasons Leading Team**
- 7 Adrian Peterson, 2007-13
 - 6 Chuck Foreman, 1973-78
 - 6 Robert Smith, 1995-00
 - 5 Darrin Nelson, 1983, 1985-88

- Most Consecutive Seasons Leading Team**
- 7 Adrian Peterson, 2007-13
 - 6 Chuck Foreman, 1973-78
 - 6 Robert Smith, 1995-00
 - 4 Darrin Nelson, 1985-88

ATTEMPTS

- Career**
- 2,033 Adrian Peterson, 2007-13
 - 1,627 Bill Brown, 1962-74
 - 1,529 Chuck Foreman, 1973-79
 - 1,411 Robert Smith, 1993-00

- Season**
- 363 Adrian Peterson, 2008
 - 348 Adrian Peterson, 2012
 - 314 Adrian Peterson, 2009
 - 303 Chester Taylor, 2006

- Season, Rookie**
- 238 Adrian Peterson, 2007
 - 201 Alfred Anderson, 1984
 - 182 Chuck Foreman, 1973

- Game**
- 35 Adrian Peterson, vs. Chi., 12/11/13
 - 34 Adrian Peterson, vs. G.B., 12/30/12
 - 33 Chuck Foreman, vs. S.D., 11/23/75
 - 33 Chuck Foreman, @ Det., 12/17/77
 - 33 Terry Allen, @ Pitt., 12/20/92
 - 33 Scottie Graham, vs. K.C., 12/26/93

- Game, Opponent**
- 40 Walter Payton, @ Chi., 11/20/77
 - 36 James Jones, vs. Det., 9/7/86
 - 35 Earl Campbell, vs. N.O., 11/24/85

- Consecutive Attempts Without Fumble**
- 478 Robert Smith, 1996-98
 - 349 Scottie Graham, 1993-96

YARDS

- Career**
- 10,115 Adrian Peterson, 2007-13
 - 6,818 Robert Smith, 1993-00
 - 5,887 Chuck Foreman, 1973-79
 - 5,757 Bill Brown, 1962-74

- Season**
- 2,097 Adrian Peterson, 2012
 - 1,760 Adrian Peterson, 2008
 - 1,521 Robert Smith, 2000
 - 1,383 Adrian Peterson, 2009
 - 1,341 Adrian Peterson, 2007
 - 1,298 Adrian Peterson, 2010
 - 1,296 Michael Bennett, 2002
 - 1,266 Robert Smith, 1997
 - 1,266 Adrian Peterson, 2013
 - 1,216 Chester Taylor, 2006
 - 1,201 Terry Allen, 1992

- Season, Rookie**
- 1,341 Adrian Peterson, 2007
 - 801 Chuck Foreman, 1973
 - 773 Alfred Anderson, 1984

- Game**
- 296 Adrian Peterson, vs. S.D., 11/4/07
 - 224 Adrian Peterson, @ Chi., 10/14/07
 - 212 Adrian Peterson, @ StL., 12/16/12
 - 211 Adrian Peterson, vs. Chi., 12/1/13
 - 210 Adrian Peterson, @ G.B., 12/2/12
 - 200 Chuck Foreman, @ Phil., 10/24/76
 - 199 Adrian Peterson, vs. G.B., 12/30/12
 - 192 Adrian Peterson, vs. G.B., 11/9/08
 - 182 Adrian Peterson, @ Sea., 11/4/12
 - 180 Adrian Peterson, @ Cle., 9/13/09

- Game, Rookie**
- 296 Adrian Peterson, vs. S.D., 11/4/07
 - 224 Adrian Peterson, @ Chi., 10/14/07
 - 148 Onterio Smith, @ Chi., 12/14/03

- Game, Opponent**
- 275 Walter Payton, @ Chi., 11/20/77
 - 220 Barry Sanders, vs. Det., 11/24/91
 - 219 James Wilder, vs. T.B., 11/6/83
 - 203 Earl Campbell, @ Hou., 12/21/80

- Longest Run (All TDs)**
- 95 Chester Taylor, @ Sea., 10/22/06
 - 85 Michael Bennett, @ T.B., 11/3/02
 - 84 Chester Taylor, @ S.F., 12/9/07
 - 82 Adrian Peterson, @ G.B., 12/2/12
 - 82 Adrian Peterson, @ St.L., 12/16/12
 - 80 Clinton Jones, vs. Chi., 11/2/69
 - 80 Adrian Peterson, vs. Det., 9/26/10
 - 78 Robert Smith, @ Buf., 8/31/97
 - 78 Michael Bennett, vs. NYG, 11/10/02
 - 78 Adrian Peterson, vs. Det., 9/8/13

- Longest Run, Opponent**
- 99 Tony Dorsett, vs. Dal., 1/3/83 (td)
 - 76 Robert Griffin, @ Wash., 10/14/12 (td)
 - 75 James Wilder, vs. T.B., 11/6/83 (td)
 - 73 Dick Bass, vs. LA Rams, 12/3/61 (td)
 - 73 LaDainian Tomlinson, vs. S.D., 11/9/03 (td)
 - 73 Brandon Jacobs, vs. NYG., 12/13/10

- Most Seasons, 1,000+ Yards**
- 6 Adrian Peterson, 2007-10, 2012-13
 - 4 Robert Smith, 1997-00
 - 3 Chuck Foreman, 1975-77
 - 2 Terry Allen, 1992, 1994

- Most Consecutive Seasons, 1,000+ Yards**
- 4 Robert Smith, 1997-00
 - 4 Adrian Peterson, 2007-10
 - 3 Chuck Foreman, 1975-77

- Most Games, 100+ Yards, Career**
- 42 Adrian Peterson, 2007-13
 - 29 Robert Smith, 1993-00
 - 27 Chuck Foreman, 1973-79
 - 9 Michael Bennett, 2001-05
 - 8 Bill Brown, 1962-74

- Most Games, 100+ Yards, Season**
- 10 Adrian Peterson, 2008
 - 10 Adrian Peterson, 2012
 - 8 Robert Smith, 2000
 - 6 Robert Smith, 1997
 - 6 Adrian Peterson, 2007
 - 5 Chuck Foreman, 1975
 - 5 Robert Smith, 1998
 - 5 Michael Bennett, 2002
 - 5 Adrian Peterson, 2010
 - 5 Adrian Peterson, 2013

- Most Consecutive Games, 100+ Yards**
- 8 Adrian Peterson, 10/21/12-12/16/12
 - 5 Robert Smith, 11/6/00-11/30/00
 - 4 Michael Bennett, 10/27/02-11/17/02
 - 4 Adrian Peterson, 10/12/08-11/9/08

- 3 Chuck Foreman, 11/9/75-11/23/75
- 3 Adrian Peterson, 9/23/07-10/14/07
- 3 Adrian Peterson, 11/30/08-12/14/08

AVERAGE GAIN

- Career (700 att.)**
- 4.97 Adrian Peterson, 2007-13 (2,033-11,5)
 - 4.75 Robert Smith, 1993-99 (1,116-5,297)
 - 4.45 Michael Bennett, 2001-05 (723-3,174)
- Season (Qualifiers)**
- 6.0 Adrian Peterson, 2012 (348-2,097)
 - 5.6 Adrian Peterson, 2007 (238-1,341)
 - 5.5 Robert Smith, 1997 (232-1,266)

- Game (10 att.)**
- 12.2 Tommy Mason, vs. Balt., 11/17/63
 - 11.7 Terry Allen, @ G.B., 9/6/62
 - 11.4 Michael Bennett, @ T.B., 11/3/02
 - 11.2 Adrian Peterson, @ Chi., 10/14/07

- TOUCHDOWNS**
- Most Seasons Leading Team**
- 7 Adrian Peterson, 2007-13
 - 6 Chuck Foreman, 1973-78
 - 6 Ted Brown, 1980-81, 1983-86

- Most Consecutive Seasons Leading Team**
- 7 Adrian Peterson, 2007-13
 - 6 Chuck Foreman, 1973-78
 - 4 Ted Brown, 1983-86

- Career**
- 86 Adrian Peterson, 2007-13
 - 52 Chuck Foreman, 1973-79
 - 52 Bill Brown, 1962-74
 - 40 Ted Brown, 1979-86

- Season**
- 18 Adrian Peterson, 2009
 - 13 Chuck Foreman, 1975
 - 13 Chuck Foreman, 1976
 - 13 Terry Allen, 1992

- Season, Rookie**
- 12 Adrian Peterson, 2007
 - 5 Fran Tarkenton, 1961
 - 5 D.J. Dozier, 1967
 - 5 Onterio Smith, 2003

- Game**
- 3 Tommy Mason, @ S.F., 10/24/65
 - 3 Clinton Jones, vs. Det., 11/15/70
 - 3 Chuck Foreman, @ G.B., 9/15/74
 - 3 Chuck Foreman, vs. S.D., 11/23/75
 - 3 D.J. Dozier, vs. Den., 10/26/87
 - 3 Herschel Walker, @ Phoe., 10/27/91
 - 3 Daunte Culpepper, vs. Chi., 9/3/00
 - 3 Onterio Smith, vs. K.C., 12/20/03
 - 3 Artose Pinner, @ Det., 12/10/06
 - 3 Adrian Peterson, @ Chi., 10/14/07
 - 3 Adrian Peterson, vs. S.D., 11/4/07
 - 3 Chester Taylor, vs. Oak., 11/18/07
 - 3 Adrian Peterson, @ Cleve., 9/13/09
 - 3 Adrian Peterson, vs. Buf., 12/5/10
 - 3 Adrian Peterson, vs. Ari., 10/9/11
 - 3 Matt Asiata, vs. Phi., 12/15/13

- Game, Opponent**
- 4 Lenny Moore, @ Balt., 10/1/61
 - 4 Billy Kilmer, vs. S.F., 10/15/61
 - 4 Barry Sanders, vs. Det., 11/24/91
 - 4 Marshall Faulk, @ St.L., 12/10/00
 - 4 Shaun Alexander, @ Sea., 9/29/02

- Most Consecutive Games w/Rushing TD**
- 7 Moe Williams, 2002
 - 6 Bill Brown, 1968
 - 6 Adrian Peterson, 2011
 - 5 Tommy Mason, 1965

PASSING

- Most Seasons Leading Team**
- 13 Fran Tarkenton, 1961-66, 1972-78
 - 7 Tommy Kramer, 1979-82, 1984-86

- Most Consecutive Seasons Leading Team**
- 7 Fran Tarkenton, 1972-78
 - 6 Fran Tarkenton, 1961-66
 - 5 Daunte Culpepper, 2000-04
 - 4 Tommy Kramer, 1979-82

RATING

- Highest, Career (1,500 att.)**
- 91.5 Daunte Culpepper, 1999-05
 - 82.5 Brad Johnson, 1992-98, 2005-06
 - 80.2 Fran Tarkenton, 1961-66, 1972-78
- Highest, Season (Qualifiers)**
- 110.9 Daunte Culpepper, 2004
 - 107.2 Brett Favre, 2009
 - 106.0 Randall Cunningham, 1998
 - 98.0 Daunte Culpepper, 2000

Highest, Rookie, Season (qualifiers)

74.5 Fran Tarkenton, 1961
70.1 Christian Ponder, 2011

Game (20 att.)
157.2 Gus Frerotte, vs. S.F., 9/28/03
151.8 Fran Tarkenton, vs. Hou., 10/13/74
151.3 Daunte Culpepper, vs. G.B., 12/24/04
151.1 Daunte Culpepper, vs. Car., 11/19/00
150.3 Warren Moon, vs. N.O., 11/19/95

ATTEMPTS

Career
4,569 Fran Tarkenton, 1961-66, 1972-78
3,648 Tommy Kramer, 1977-89
2,607 Daunte Culpepper, 1999-05

Season

606 Warren Moon, 1995
601 Warren Moon, 1994
593 Tommy Kramer, 1981

Season, Rookie

291 Christian Ponder, 2011
280 Fran Tarkenton, 1961
214 Joe Kapp, 1967

Game

63 Rich Gannon, @ N.E., 10/20/91
62 Steve Dils, @ T.B., 9/5/81
61 Tommy Kramer, @ N.E., 12/16/79

Game, Opponent

70 Drew Bledsoe, @ N.E., 11/13/94
57 Troy Aikman, @ Dal., 11/26/98
55 Doug Williams, vs. T.B., 11/16/80
55 Sam Bradford, @ St.L., 12/16/12

COMPLETIONS

Career
2,635 Fran Tarkenton, 1961-66, 1972-78
2,011 Tommy Kramer, 1977-89
1,678 Daunte Culpepper, 1999-05

Season

379 Daunte Culpepper, 2004
377 Warren Moon, 1995
371 Warren Moon, 1994
363 Brett Favre, 2009

Season, Rookie

158 Christian Ponder, 2011
157 Fran Tarkenton, 1961

Game

38 Tommy Kramer, vs. Cleve., 12/14/80
38 Tommy Kramer, vs. G.B., 11/29/81
37 Steve Dils, @ T.B., 9/5/81
37 Daunte Culpepper, @ Phil., 9/20/04

Game, Opponent

45 Drew Bledsoe, @ N.E., 11/13/94
36 Ben Roethlisberger, vs. Pit., 9/29/13
35 Drew Bledsoe, vs. Buf., 9/15/02
35 Sam Bradford, St.L., 12/16/12

Consecutive Passes Completed

16 Tommy Kramer, @ G.B., 11/11/79
14 Wade Wilson, vs. Det., 11/6/88

COMPLETION PERCENTAGE**Career (1,500 att.)**

64.4 Daunte Culpepper, 1999-05 (1,678-2,607)
62.0 Brad Johnson, 1992-98, 2005-06
(1,036-1,670)
57.6 Fran Tarkenton, 1961-66, 1972-78
(2,635-4,569)

Season (qualifiers)

69.2 Daunte Culpepper, 2004 (379-548)
68.4 Brett Favre, 2009 (363-531)
65.0 Daunte Culpepper, 2003 (295-454)
64.2 Fran Tarkenton, 1975 (273-425)
64.2 Daunte Culpepper, 2001 (235-365)

Season, Rookie (qualifiers)

56.1 Fran Tarkenton, 1961 (157-280)
54.3 Christian Ponder, 2011 (158-291)

Game (20 attempts)

88.0 Brett Favre, vs. Sea., 11/22/09 (22-25)
85.2 Brett Favre, @ Det., 9/20/09 (23-27)
84.0 Randall Cunningham, @ T.B., 11/1/98 (21-25)
83.9 Fran Tarkenton, vs. Sea., 11/14/76 (26-31)
80.9 Christian Ponder, vs. Was., 11/7/13 (17-21)

YARDS GAINED

Career
33,098 Fran Tarkenton, 1961-66, 1972-78
24,775 Tommy Kramer, 1977-89
20,162 Daunte Culpepper, 1999-05

Season

4,717 Daunte Culpepper, 2004
4,264 Warren Moon, 1994
4,228 Warren Moon, 1995
4,202 Brett Favre, 2009

Season, Rookie

1,997 Fran Tarkenton, 1961
1,853 Christian Ponder, 2011
1,386 Joe Kapp, 1967

Game

490 Tommy Kramer, @ Wash., 11/2/86 (OT)
456 Tommy Kramer, vs. Cleve., 12/14/80
449 Joe Kapp, vs. Balt., 9/28/69
446 Brett Favre, vs. Ari., 11/7/10

Game, Rookie

381 Christian Ponder, vs. Den., 12/4/11
277 Fran Tarkenton, @ S.F., 11/26/61
252 Fran Tarkenton, vs. LA Rams, 12/3/61
250 Fran Tarkenton, vs. Chi., 9/17/61

Game, Opponent

486 Doug Williams, vs. T.B., 11/16/80
463 Drew Bledsoe, vs. Buf., 9/15/02
455 Troy Aikman, vs. Dal., 11/26/98

Most Seasons, 3,000 or More Passing Yards

5 Tommy Kramer, 1979-81, 1985-86
4 Daunte Culpepper, 2000, 2002-04

Most Games, 300 or More Passing Yards, Career

19 Tommy Kramer, 1977-89
19 Daunte Culpepper, 1999-05
10 Warren Moon, 1994-95

Most Games, 300 or More Passing Yards, Season

6 Warren Moon, 1994
6 Daunte Culpepper, 2004
6 Brett Favre, 2009
5 Tommy Kramer, 1981
5 Tommy Kramer, 1985
5 Daunte Culpepper, 2000

Most Consecutive Games, 300 or More Passing Yards

4 Daunte Culpepper, 2004
3 Randall Cunningham, 1998
3 Warren Moon, 1994
3 Warren Moon, 1995
3 Tommy Kramer, 1985

Longest Pass Completion (All TDs)

99 Gus Frerotte (to B. Berrian), vs. Chi., 11/30/08
89 Fran Tarkenton (to C. Ferguson), @ Chi., 11/11/62
86 Gus Frerotte (to G. Berrian), vs. Det., 10/12/08
85 Joe Kapp (to G. Washington), vs. St. L., 10/8/67
85 Warren Moon (to Q. Ismail), vs. Det., 9/10/95
83 Joe Kapp (to G. Washington), vs. Balt., 9/28/69
82 Brad Johnson (to J. Reed), @ Oak., 11/17/96
82 Daunte Culpepper (to R. Moss), @ Det., 12/19/04
80 Fran Tarkenton (to J. Gilliam), vs. Hou., 10/13/74
80 Jeff George (to M. Hatchette), vs. S.F., 10/24/99
80 Todd Bouman (to M. Bennett), @ Pitt., 12/2/01
80 Brad Johnson (to K. Robinson), @ Det., 12/4/05

Opponent/Longest Pass Comp. (All TDs)

95 Lynn Dickey (to Steve Odum), vs. G.B., 10/2/77
94 Ken Anderson (to Billy Brooks), vs. Cin., 11/13/77
93 Rodney Peete (to Herman Moore), vs. Det., 10/31/93

AVERAGE GAIN**Career (1,500 att.)**

7.73 Daunte Culpepper, 1999-05 (2,607-20,162)
7.29 Wade Wilson, 1981-91 (1,665-12,135)
7.24 Fran Tarkenton, 1961-66, 1972-78
(4,569-33,098)
6.79 Tommy Kramer, 1977-89 (3,648-24,775)

Season (qualifiers)

8.72 Randall Cunningham, 1998 (425-3,704)
8.61 Daunte Culpepper, 2004 (548-4,717)
8.56 Jeff George, 1999 (329-2,816)
8.31 Daunte Culpepper, 2000 (474-3,937)

Game (20 att.)

14.0 Tommy Kramer, @ Wash., 11/2/86 (35-490)
13.9 Fran Tarkenton, vs. Det., 11/7/76 (25-347)
13.8 Randall Cunningham, @ G.B., 10/5/98 (32-442)

TOUCHDOWNS**Career**

239 Fran Tarkenton, 1961-66, 1972-78
159 Tommy Kramer, 1977-89
135 Daunte Culpepper, 1999-05

Season

39 Daunte Culpepper, 2004
34 Randall Cunningham, 1998
33 Warren Moon, 1995
33 Daunte Culpepper, 2000
33 Brett Favre, 2009

Season, Rookie

18 Fran Tarkenton, 1961
13 Christian Ponder, 2011

Game

7 Joe Kapp, vs. Balt., 9/28/69
6 Tommy Kramer, vs. G.B., 9/28/86
5 Tommy Kramer, vs. Chi., 11/28/82
5 Daunte Culpepper, vs. Dal., 9/12/04
5 Daunte Culpepper, @ Hou., 10/10/04
5 Daunte Culpepper, @ N.O., 10/17/04

Game, Rookie

4 Fran Tarkenton, vs. Chi., 9/17/61
4 Fran Tarkenton, vs. LA Rams, 12/3/61
4 Fran Tarkenton, @ Chi., 12/17/61

Game, Opponent

5 Gary Cuzco, vs. Balt., 11/14/65
5 John Brodie, vs. S.F., 11/28/65
5 Gary Danielson, @ Det., 12/9/78
5 Gary Elway, @ Den., 11/18/84
5 Brett Favre, @ G.B., 9/21/97
5 Brad Johnson, @ T.B., 11/3/02
5 Drew Brees, vs. N.O., 12/18/11

Most Games, Four or More Touchdown Passes, Career

9 Tommy Kramer, 1977-89
7 Fran Tarkenton, 1961-66, 1972-78
6 Daunte Culpepper, 1999-05

Most Games, Four or More Touchdown Passes, Season

4 Randall Cunningham, 1998
4 Daunte Culpepper, 2004
3 Fran Tarkenton, 1961
3 Tommy Kramer, 1981

Most Consecutive Games, Four or More Touchdown Passes

2 Tommy Kramer, 1981
2 Warren Moon, 1995
2 Randall Cunningham, 1998
2 Randall Cunningham, 1998
2 Daunte Culpepper, 2004

Most Consecutive Games, Touchdown Pass

24 Daunte Culpepper, 2000-01
21 Daunte Culpepper, 2003-04
15 Brad Johnson, 1996-97
13 Fran Tarkenton, 1974-75

HAD INTERCEPTED**Career**

194 Fran Tarkenton, 1961-66, 1972-78
157 Tommy Kramer, 1977-89
86 Daunte Culpepper, 1999-2005

Season

32 Fran Tarkenton, 1978
26 Tommy Kramer, 1985
25 Fran Tarkenton, 1962

Game

5 Many Times, last time by Daunte Culpepper, @ Cin., 9/18/05

Game, Opponent

6 Vinny Testaverde, @ T.B., 10/23/88
5 Billy Wade, @ Chi., 11/11/62
5 Kim McQuilken, vs. Att., 11/9/75
5 Eric Hipple, vs. Det., 9/25/83
5 Ryan Fitzpatrick, vs. St.L., 12/11/05

Consecutive Attempts, No Interceptions

193 Warren Moon, 1995
162 Randall Cunningham, 1997-98
159 Brett Favre, 2009
156 Rich Gannon, 1990-91

Most Attempts, No Interceptions, Game

63 Rich Gannon, @ N.E., 10/20/91

Most Attempts, No Interceptions, Game, Opponent

70 Drew Bledsoe, @ N.E., 11/13/94

LOWEST PERCENTAGE PASSES INTERCEPTED**Career (1,500 att.)**

2.9 Brad Johnson, 1992-98, 2005-06 (1,670-48)
3.3 Daunte Culpepper, 1999-05, (2,607-86)
4.2 Fran Tarkenton, 1961-66, 1972-78 (4,569-194)

Season (qualifiers)

- 1.3 Brett Favre, 2009 (531-7)
- 1.4 Brad Johnson, 2005, (294-4)
- 1.7 Rich Cannon, 1991 (354-6)
- 1.9 Fran Tarkenton, 1976 (412-8)
- 2.0 Daunte Culpepper, 2004 (548-11)

Season, Rookie (qualifiers)

- 4.5 Christian Ponder, 2011 (291-13)
- 6.1 Fran Tarkenton, 1961 (280-17)

TIMES SACKED

Career

- 417 Fran Tarkenton, 1961-66, 1972-78
- 247 Tommy Kramer, 1977-89
- 228 Daunte Culpepper, 1999-05

Season

- 47 Daunte Culpepper, 2002
- 46 Fran Tarkenton, 1964
- 46 Daunte Culpepper, 2004
- 45 Fran Tarkenton, 1962

Game

- 11 Archie Manning, @ Chi., 10/28/84
- 9 Fran Tarkenton, @ Chi., 12/17/61
- 9 Fran Tarkenton, vs. Balt., 9/23/62
- 9 Fran Tarkenton, vs. Det., 10/11/64
- 9 Daunte Culpepper, @ Atl., 10/2/05

Game, Opponent

- 9 Bill Munson, vs. Det., 10/6/68
- 9 Bobby Douglass, vs. Chi., 11/2/69
- 9 Randy Johnson, @ Atl., 12/20/70
- 9 Jim Harbaugh, @ Chi., 10/25/93

Highest Attempts/Sack Ratio, Career (1,000 att.)

- 18.0 Warren Moon, 1994-95 (1,207-67)
- 16.7 Brad Johnson, 1992-98, '05-06 (1,670-100)
- 14.7 Tommy Kramer, 1977-89 (3,648-248)
- 12.4 Rich Cannon, 1987-92 (1,003-81)

Highest Attempts/Sack Ratio, Season (qualifiers)

- 31.2 Tommy Kramer, 1981 (593-19)
- 21.3 Randall Cunningham, 1998 (425-20)
- 20.6 Fran Tarkenton, 1974 (351-17)

PASS RECEIVING

RECEPTIONS

Most Seasons, Leading Team

- 10 Cris Carter, 1991-00
- 4 Anthony Carter, 1987-90

Most Consecutive Seasons, Leading Team

- 10 Cris Carter, 1991-00
- 4 Anthony Carter, 1987-90

Career

- 1,004 Cris Carter, 1990-01
- 587 Randy Moss, 1998-04, '10
- 498 Steve Jordan, 1982-94

Season

- 122 Cris Carter, 1994
- 122 Cris Carter, 1995
- 111 Randy Moss, 2003
- 106 Randy Moss, 2002

Season, Rookie

- 69 Randy Moss, 1998
- 60 Percy Harvin, 2009
- 51 Paul Flatley, 1963
- 51 Sammy White, 1976
- 45 Cordarelle Patterson, 2013

Game

- 15 Rickey Young, @ N.E., 12/16/79
- 14 Cris Carter, @ Ariz., 10/2/94
- 12 13 times, last Percy Harvin, @ Ind., 9/16/12

Game, Rookie

- 9 Sammy White, vs. LA Rams, 9/19/76
- 9 Sammy White, @ Mia., 12/11/76
- 8 James Brim, @ Chi., 10/11/87
- 8 Randy Moss, vs. G.B., 11/22/98
- 8 Randy Moss, vs. Chi., 12/6/98
- 8 Cordarelle Patterson, at G.B., 11/24/13

Game, Opponent

- 14 Jerry Rice, @ S.F., 12/18/95
- 13 James Wilder, @ T.B., 9/15/85
- 13 Peerless Price, vs. Buf., 9/15/02

Most Consecutive Games, Pass Reception

- 111 Cris Carter, 1991-98
- 105 Anthony Carter, 1985-92
- 105 Randy Moss, 1998-04, '10

Most Seasons 50 or More Pass Receptions

- 11 Cris Carter, 1991-01
- 6 Ahmad Rashad, 1976-81
- 6 Randy Moss, 1998-03
- 5 Steve Jordan, 1985-86, '88, '91, '93
- 5 Anthony Carter, 1988-91, '93

YARDS

Most Seasons Leading Team

- 6 Randy Moss, 1998-03
- 5 Anthony Carter, 1985, 1987-90
- 5 Cris Carter, 1991-95

Most Consecutive Seasons Leading Team

- 6 Randy Moss, 1998-03
- 5 Cris Carter, 1991-95
- 4 Gene Washington, 1967-70
- 4 Anthony Carter, 1987-90

Career

- 12,383 Cris Carter, 1990-01
- 9,316 Randy Moss, 1998-04, '10
- 7,635 Anthony Carter, 1985-93

Season

- 1,632 Randy Moss, 2003
- 1,437 Randy Moss, 2000
- 1,413 Randy Moss, 1999
- 1,371 Cris Carter, 1995

Season, Rookie

- 1,313 Randy Moss, 1998
- 906 Sammy White, 1976
- 867 Paul Flatley, 1963

Game

- 210 Sammy White, vs. Det., 11/7/76
- 204 Randy Moss, @ Chi., 11/14/99
- 202 Paul Flatley, @ S.F., 10/24/65
- 201 Sidney Rice, vs. Det., 11/5/09

Game, Rookie

- 210 Sammy White, vs. Det., 11/7/76
- 190 Randy Moss, @ G.B., 10/5/98
- 174 Paul Flatley, vs. Det., 11/24/63

Game, Opponent

- 289 Jerry Rice, @ S.F., 12/18/95
- 249 Alshon Jeffrey, vs. Chi., 12/1/13
- 207 Calvin Johnson, vs. Det., 11/11/12

Longest Pass Reception (All TDs)

- 93 Bernard Berrian (from G. Ferrette), vs. Chi., 11/30/08
- 89 Charley Ferguson (from F. Tarkenton), @ Chi., 11/11/62
- 86 Bernard Berrian (from G. Ferrette), vs. Det., 10/12/08

- 85 Gene Washington (from J. Kapp), vs. St.L., 10/8/67
- 85 Qadry Ismail (from W. Moon), vs. Det., 9/10/95
- 83 Gene Washington (from J. Kapp), vs. Balt., 3/28/69
- 82 Jake Reed (from B. Johnson), @ Oak., 11/17/96
- 82 Randy Moss (from D. Culpepper), @ Det., 12/19/04
- 80 John Gilliam (from F. Tarkenton), vs. Hou., 10/13/74
- 80 Matthew Hatchette (from J. George), vs. S.F., 10/24/99
- 80 Mitchell Bennett (from T. Bouman), @ Pitt., (12/2/01)
- 80 Koren Robinson (from B. Johnson), @ Det., 12/4/05

Most Seasons, 1,000+ Yards Pass Receiving

- 8 Cris Carter, 1993-00
- 6 Randy Moss, 1998-03
- 4 Jake Reed, 1994-97

Most Games, 100+ Yards, Career

- 41 Randy Moss, 1998-04
- 40 Cris Carter, 1990-01
- 22 Anthony Carter, 1985-93

Most Games, 100+ Yards, Season

- 8 Randy Moss, 2000
- 8 Randy Moss, 2003
- 7 Randy Moss, 1999
- 7 Randy Moss, 2002
- 6 Cris Carter, 2000

Most Consecutive Games, 100+ Yards

- 4 Jake Reed, 1997
- 4 Cris Carter, 1999
- 4 Randy Moss, 2000
- 4 Randy Moss, 2003

AVERAGE GAIN

Career (200 receptions)

- 16.8 Hassan Jones, 1986-92 (222-3,733)
- 16.3 Sammy White, 1976-86 (393-6,400)
- 16.0 Paul Flatley, 1963-67 (202-3,222)
- 16.0 Anthony Carter, 1985-93 (478-7,635)

Season (25 receptions)

- 24.3 Anthony Carter, 1987 (38-923)
- 22.2 John Gilliam, 1974 (26-577)
- 22.0 John Gilliam, 1972 (47-1,034)

Game (3 receptions)

- 54.3 Randy Moss, @ Dal., 11/26/98 (3-163)
- 53.0 Leo Lewis, @ Wash., 11/2/86 (3-159)
- 44.0 Hassan Jones, @ Dal., 11/13/88 (3-132)

TOUCHDOWNS

Career

- 110 Cris Carter, 1990-01
- 92 Randy Moss, 1998-04, '10
- 52 Anthony Carter, 1985-93
- 50 Sammy White, 1976-86

Season

- 17 Cris Carter, 1995
- 17 Randy Moss, 1998
- 17 Randy Moss, 2003
- 15 Randy Moss, 2000
- 13 Cris Carter, 1997
- 13 Cris Carter, 1999
- 13 Randy Moss, 2004

Season, Rookie

- 17 Randy Moss, 1998

Game

- 4 Ahmad Rashad, vs. S.F., 9/2/79
- 3 Jerry Reichow, @ Chi., 12/17/61
- 3 Charley Ferguson, @ Chi., 11/11/62
- 3 Gene Washington, vs. Cleve., 11/9/69
- 3 Sammy White, @ Mia., 12/11/76
- 3 Sammy White, vs. Chi., 11/28/82
- 3 Cris Carter, vs. Mia., 9/25/94
- 3 Cris Carter, vs. Ind., 12/21/97
- 3 Randy Moss, @ Dal., 11/26/98
- 3 Randy Moss, vs. Chi., 12/6/98
- 3 Cris Carter, @ Chi., 11/14/99
- 3 Randy Moss, @ Det., 10/1/00
- 3 Randy Moss, vs. NYG, 11/19/01
- 3 Randy Moss, vs. S.F., 9/28/03
- 3 Marcus Robinson, vs. Cle., 11/27/05

Game, Opponent

- 3 Many times, last by Jordan Cameron, vs. Cle., 9/22/13

Most Consecutive Games, Touchdown

- 7 Randy Moss, 1998
- 7 Cris Carter, 1999
- 6 Cris Carter, 1996-97
- 6 Cris Carter, 1998-99

RUSHING-RECEIVING

Most Seasons Leading Team

- 6 Chuck Foreman, 1973-78
- 6 Adrian Peterson, 2007-10, 2012-13
- 4 Bill Brown, 1964-66, 1968

Most Consecutive Seasons Leading Team

- 6 Chuck Foreman, 1973-78
- 4 Adrian Peterson, 2007-10
- 3 Bill Brown, 1964-66
- 3 Ted Brown, 1980-82
- 3 Anthony Carter, 1987-89
- 3 Cris Carter, 1993-95

ATTEMPTS

Career

- 2,239 Adrian Peterson, 2007-13 (ru-2,033, re-206)
- 1,911 Bill Brown, 1962-74 (ru-1,627, re-284)
- 1,865 Chuck Foreman, 1973-79 (ru-1,529, re-336)

Season

- 388 Adrian Peterson, 2012 (ru-348, re-40)
- 384 Adrian Peterson, 2008 (ru-363, re-21)
- 357 Ted Brown, 1981 (ru-274, re-83)
- 357 Adrian Peterson, 2009 (ru-314, re-43)
- 353 Chuck Foreman, 1975 (ru-280, re-73)



Ahmad Rashad holds the team record with 4 receiving touchdowns in a game.

Season, Rookie

257 Adrian Peterson, 2007 (ru-238, re-19)
219 Chuck Foreman, 1973 (ru-182, re-37)
218 Alfred Anderson, 1984 (ru-201, re-17)

Game

39 Ted Brown, vs. T.B., 11/8/81 (ru-31, re-8)
37 Chuck Foreman, vs. S.D., 11/23/75 (ru-33, re-4)
37 Adrian Peterson, vs. Chi., 12/1/13 (ru-35, re-2)
35 Chuck Foreman, vs. NYJ, 10/12/75 (ru-25, re-9)
35 Scottie Graham, vs. K.C., 12/26/93 (ru-33, re-2)
35 Adrian Peterson, vs. G.B., 12/30/12 (ru-34, re-1)

Consecutive Attempts Without Failure

532 Robert Smith, 9/8/96-10/25/98
399 Ted Brown, 10/18/81-9/8/83

YARDS**Career**

12,407 Chris Carter, 1990-01 (ru-24, re-12,383)
11,812 Adrian Peterson, 2007-13 (ru-10,115, re-1,637)
9,475 Randy Moss, 1998-04, '10 (ru-159, re-3,316)
8,936 Chuck Foreman, 1973-79 (ru-5,879, re-3,057)
8,934 Bill Brown, 1962-74 (ru-5,757, re-3,177)

Season

2,314 Adrian Peterson, 2012 (ru-2,097, re-217)
1,885 Adrian Peterson, 2008 (ru-1,760, re-125)
1,869 Robert Smith, 2000 (ru-1,521, re-348)
1,819 Adrian Peterson, 2009 (ru-1,383, re-436)
1,761 Chuck Foreman, 1975 (ru-1,070, re-691)

Season, Rookie

1,609 Adrian Peterson, 2007 (ru-1,341, re-268)
1,317 Randy Moss, 1998 (re-1,313, ru-4)
1,163 Chuck Foreman, 1973 (ru-801, re-362)

Game

315 Adrian Peterson, vs. S.D., 11/4/07 (ru-296, re-19)
265 Chuck Foreman, @ Phil., 10/24/76 (ru-200, re-65)
256 Darrin Nelson, vs. G.B., 11/13/83 (ru-119, re-137)

PUNTING**PUNTS****Career**

720 Greg Coleman, 1978-87
623 Chris Kluwe, 2005-12
386 Mitch Berger, 1996-01

Season

93 Chris Kluwe, 2006
91 Greg Coleman, 1983
90 Greg Coleman, 1979
90 Harry Newsome, 1993

Season, Rookie

75 Jeff Locke, 2013
73 Neil Clabo, 1975
71 Chris Kluwe, 2005

Game

12 Greg Coleman, @ G.B., 11/21/82
11 Bucky Scribner, @ Clev., 12/17/89
10 Neil Clabo, @ Det., 9/26/76
10 Greg Coleman, vs. Buf., 12/19/79
10 Mike Saxon, vs. G.B., 10/20/94
10 Chris Kluwe, @ G.B., 12/21/06
10 Chris Kluwe, vs. NYG, 12/13/10

Game, Opponent

12 Tom Blanchard, @ N.O., 11/16/75
11 King Hill, @ St. L., 10/19/69

Longest Punt

84 Harry Newsome, @ Pitt., 12/20/92
77 Mike Mercer, @ G.B., 9/16/62

Longest Punt, Opponent

82 Tommy Davis, @ S.F., 9/30/62
75 Boyd Dowler, vs. G.B., 10/22/61

AVERAGE GROSS YARDS**Career (200 punts)**

44.4 Chris Kluwe, 2005-12 (623-27,683)
43.8 Harry Newsome, 1990-93 (308-13,501)
43.5 Mitch Berger, 1996-01 (386-16,795)

Season (Qualifiers)

47.6 Chris Kluwe, 2008 (73-3,473)
46.4 Bobby Walden, 1964 (72-3,341)
45.7 Chris Kluwe, 2011 (77-3,517)

Season, Rookie

44.2 Jeff Locke, 2013 (75-3,316)
44.1 Chris Kluwe, 2005 (71-3,130)
41.1 Neil Clabo, 1975 (73-2,997)

Game (4 punts)

57.5 Chris Kluwe, @ Det., 9/16/07 (4-230)
55.8 Mitch Berger, vs. Cin., 11/15/98 (4-223)
54.3 Chris Kluwe, vs. T.B., 9/11/05 (4-217)

Game, Opponent (4 punts)

54.9 Mike Scifres, vs. S.D., 11/4/07
54.8 Tom Rouen, @ Den., 10/31/99
54.7 Sam Koch, @ Bal., 12/8/13

AVERAGE NET YARDS**Career (200 punts)**

38.2 Bobby Walden, 1964-67 (258-9,856)
37.2 Chris Kluwe, 2005-12 (623-23,210)
35.3 Harry Newsome, 1990-92 (308-10,879)

Season

41.8 Bobby Walden, 1964 (72-3,010)
39.7 Chris Kluwe, 2012 (72-2,856)
39.2 Jeff Locke, 2013 (75-2,938)

Game (4 punts)

48.3 Mitch Berger, vs. Cin., 11/15/98 (4-193)
47.8 Greg Coleman, vs. Pitt., 9/21/86 (4-191)
47.5 Chris Kluwe, vs. Ari., 10/9/11 (4-190)

Game, Opponent (4 punts)

48.8 Britton Colquhitt, vs. Den., 12/4/11 (6-293)

HAD BLOCKED**Career**

3 Greg Coleman, 1978-87
2 Many Players

Season

2 Mike Mercer, 1961
2 Neil Clabo, 1975
2 Mike Wood, 1978
2 Bucky Scribner, 1988
2 Mitch Berger, 1996

Most Consecutive Punts, None Blocked

565 Greg Coleman, 1979-87

INSIDE 20**Career**

198 Chris Kluwe, 2005-12
155 Greg Coleman, 1978-87
109 Mitch Berger, 1996-01

Season

34 Chris Kluwe, 2007
32 Chris Kluwe, 2010
28 Greg Coleman, 1983
28 Mike Saxon, 1994
28 Chris Kluwe, 2006

Game

5 Fred Cox, vs. LA Rams, 11/3/63
5 Mike Saxon, vs. N.O., 11/6/94
5 Mitch Berger, @ Chi., 9/15/96
5 Mitch Berger, @ Ind., 12/24/00
5 Chris Kluwe, vs. Atl., 9/9/07

Fewest Touchbacks in a Season**(Minimum 30 punts)**

1 King Hill, 1968
2 John McCormick, 1962
2 Bobby Walden, 1967
2 Greg Coleman, 1984
2 Chris Kluwe, 2012

PUNT RETURNS**Most Seasons Leading Team**

5 Charlie West, 1968-72
5 Leo Lewis, 1994-91
5 David Palmer, 1994-98

Most Consecutive Seasons Leading Team

5 Charlie West, 1968-72
5 Leo Lewis, 1987-91
5 David Palmer, 1994-98

RETURNS**Career**

194 Leo Lewis, 1981-91
162 David Palmer, 1994-00
123 Charlie West, 1968-73

Season

58 Leo Lewis, 1988
48 Kevin Miller, 1978
47 Manfred Moore, 1977

Season, Rookie

48 Kevin Miller, 1978
35 Keenan Howry, 2003
30 Leonard Willis, 1976
30 David Palmer, 1994

Game

8 Kevin Miller, @ LA Rams, 12/2/79
7 Manfred Moore, vs. G.B., 10/2/77
7 Kevin Miller, vs. Buf., 12/9/79
7 Nate Jacquet, vs. Chi., 11/25/01
7 Greg Camarillo, vs. Ari., 11/7/10

Game, Opponent

8 Phillip Epps, @ G.B., 11/21/82

7 Johnnie Gray, @ G.B., 11/21/76
7 Robbie Martin, vs. Det., 10/21/84
7 Evan Cooper, @ Phil., 12/1/85
7 Charles Woodson, @ G.B., 12/21/06

FAIR CATCHES**Career**

96 David Palmer, 1994-00
91 Leo Lewis, 1981-91
76 Bobby Bryant, 1967-80
74 Marcus Sherels, 2010-13

Season

27 Leo Lewis, 1989
27 Marcus Sherels, 2012
27 Marcus Sherels, 2013

Game

5 Billy Butler, vs. Balt., 11/17/63
5 Anthony Carter, vs. T.B., 9/30/90
5 Greg Camarillo, @ NYJ, 10/11/10
5 Marcus Sherels, vs. Chi., 1/1/12
5 Marcus Sherels, @ Chi., 12/9/12

Game, Opponent

6 Bobby Engram, @ Chi., 9/15/96

YARDS GAINED**Career**

1,812 Leo Lewis, 1981-91
1,610 David Palmer, 1994-00
899 Marcus Sherels, 2010-13

Season

550 Leo Lewis, 1988
446 Leo Lewis, 1989
444 David Palmer, 1997

Season, Rookie

247 Keenan Howry, 2003
239 Kevin Miller, 1978
212 Eric Culfford, 1993

Game

119 Marcus Sherels, @ NYG, 10/21/13
107 Charlie West, vs. Wash., 11/3/68
101 Leo Lewis, vs. T.B., 10/1/89

Game, Opponent

176 Reggie Bush, @ N.O., 10/6/08
131 Dexter Carter, @ S.F., 10/3/93
126 Dexter Carter, @ S.F., 12/18/95

Longest Punt Return

98 Charlie West, vs. Wash., 11/3/68 (td)
91 Nate Burleson, @ Ind., 11/8/04 (td)
86 Marcus Sherels, @ NYG, 10/21/13 (td)
82 Bernard Berrian, @ Ari., 12/14/08 (td)
81 Hugh McElhenny, @ Chi., 12/17/61 (td)
81 Bob Grim, vs. NYG, 11/5/67
78 Leo Lewis, vs. Atl., 11/22/87 (td)
77 Marcus Sherels, @ Det., 9/30/72 (td)
76 Ed Sharockman, vs. LA Rams, 10/16/66
74 David Palmer, @ Det., 11/23/95 (td)

Longest Punt Return, Opponent (All TDs)

93 Micah Hyde, vs. G.B., 10/27/13
89 Devin Hester, @ Chi., 10/14/07
87 Eddie Payton, @ Det., 12/17/77

AVERAGE YARDAGE**Career (50 returns)**

10.4 Melwede Moore, 2004-07 (74-768)
10.3 Marcus Sherels, 2010-13 (87-899)
9.9 David Palmer, 1994-00 (162-1,610)
9.9 Bill Butler, 1963-64 (55-545)

Season (Qualifiers)

15.2 Marcus Sherels, 2012 (232-335)
13.2 David Palmer, 1995 (26-342)
13.1 David Palmer, 1997 (34-444)

Season, Rookie (Qualifiers)

10.4 Tommy Mason, 1961 (14-145)
10.0 Charlie West, 1968 (20-201)
7.9 Nick Davis, 2002 (24-190)

Game (3 returns)

35.6 Charlie West, vs. Wash., 11/3/68 (3-107)
29.8 Marcus Sherels, @ NYG, 10/21/13 (4-119)
29.0 Melwede Moore, @ NYG, 11/13/05 (3-87)

Game, Opponent (3 returns)

35.2 Reggie Bush, @ N.O., 10/6/08 (5-176)

TOUCHDOWNS**Career**

2 David Palmer, 1994-00
2 Melwede Moore, 2004-07
2 Marcus Sherels, 2010-13
1 Billy Butler, 1962-64
1 Leo Lewis, 1981-91
1 Hugh McElhenny, 1961-62
1 Charlie West, 1968-73
1 Randy Moss, 1998-04, '10
1 Nate Burleson, 2003-05
1 Bernard Berrian, 2008-11

Season

- 1 Hugh McElhenny, 1961
- 1 Billy Butler, 1963
- 1 Charlie West, 1968
- 1 Leo Lewis, 1987
- 1 David Palmer, 1995
- 1 David Palmer, 1996
- 1 Randy Moss, 1999
- 1 Nate Burleson, 2004
- 1 Melwede Moore, 2005
- 1 Melwede Moore, 2006
- 1 Bernard Berrian, 2008
- 1 Marcus Sherels, 2012
- 1 Marcus Sherels, 2013

Game

- 1 Hugh McElhenny, 81 yds., @ Chi., 12/17/61
- 1 Billy Butler, 60 yds., vs. S.F., 9/29/63
- 1 Charlie West, 98 yds., vs. Wash., 11/3/68
- 1 Leo Lewis, 78 yds., vs. Atl., 11/22/87
- 1 David Palmer, 74 yds., @ Det., 11/23/95
- 1 David Palmer, 69 yds., @ NYG, 9/29/96
- 1 Randy Moss, 64 yds., @ K.C., 12/12/99
- 1 Nate Burleson, 91 yds., @ Ind., 11/8/04
- 1 Melwede Moore, 71 yds., @ NYG, 11/13/05
- 1 Melwede Moore, 71 yds., vs. A.E., 10/30/06
- 1 Bernard Berrian, 82 yds., vs. Ari., 12/14/08
- 1 Marcus Sherels, 77 yds., @ Det., 12/30/12
- 1 Marcus Sherels, 86 yds., @ NYG, 10/21/13

KICKOFF RETURNS

Most Seasons Leading Team

- 5 Darrin Nelson, 1983-84, '89, '91-92
- 4 Qadry Ismail, 1993-96
- 4 Percy Harvin, 2009-12

Most Consecutive Seasons Leading

- 4 Qadry Ismail, 1993-96
- 4 Percy Harvin, 2009-12
- 3 Billy Butler, 1962-64
- 3 Brent McClanahan, 1973-75

RETURNS

Career

- 159 Darrin Nelson, 1982-89, 1991-92
- 147 Qadry Ismail, 1993-96
- 145 David Palmer, 1994-00

Season

- 53 Eddie Payton, 1980
- 53 George "Buster" Rhymes, 1985
- 50 David Palmer, 1998

Season, Rookie

- 53 Buster Rhymes, 1985
- 43 Cordarrelle Patterson, 2013
- 42 Qadry Ismail, 1993
- 42 Percy Harvin, 2009

Game

- 9 Nate Jacquet, @ Phi., 11/11/01
- 8 Qadry Ismail, @ Det., 11/23/95
- 8 Troy Walters, vs. G.B., 12/17/00
- 8 Troy Walters, @ N.O., 10/7/01
- 8 Nate Jacquet, vs. Jack., 12/23/01
- 8 Bethel Johnson, vs. StL., 12/31/06
- 8 Lorenzo Booker, vs. Chi., 12/20/10

Game, Opponent

- 8 Vernon Turner, @ T.B., 10/30/94
- 8 Tyrone Hughes, @ N.O., 11/19/95
- 8 Roell Preston, @ G.B., 10/5/98
- 8 Corey Harris, @ Balt., 12/13/98
- 8 Charlie Rogers, vs. Buf., 9/15/02
- 8 Ahmad Bradshaw, @ NYG, 11/25/07
- 8 Domenik Hixon, vs. NYG, 1/3/10

YARDS

Career

- 3,623 Darrin Nelson, 1982-89, 1991-92
- 3,274 David Palmer, 1994-00
- 3,273 Qadry Ismail, 1993-96

Season

- 1,393 Cordarrelle Patterson, 2013
- 1,345 Buster Rhymes, 1985
- 1,221 Koren Robinson, 2005

Season, Rookie

- 1,393 Cordarrelle Patterson, 2013
- 1,345 Buster Rhymes, 1985
- 1,156 Percy Harvin, 2009

Game

- 237 Nate Jacquet, @ Phi., 11/11/01
- 228 Cordarrelle Patterson, vs. G.B., 10/27/13
- 225 Bethel Johnson, vs. StL., 12/31/06

Game, Opponent

- 256 Roell Preston, @ G.B., 10/5/98
- 249 Devin Hester, @ Chi., 9/15/13
- 243 Corey Harris, @ Balt., 12/13/98

Longest Kickoff Return

- 109 Cordarrelle Patterson, vs. G.B., 10/27/13 (td)
- 105 Percy Harvin, @ Det., 9/30/12 (td)
- 105 Cordarrelle Patterson, @ Chi., 9/15/13 (td)
- 104 Aundrea Allison, vs. Det., 12/2/07 (td)
- 104 Percy Harvin, @ Atl., 11/27/11
- 103 Percy Harvin, @ S.D., 9/11/11 (td)
- 101 Lance Rentzel, vs. Balt., 11/14/65 (td)
- 101 Percy Harvin, vs. S.F., 9/27/09 (td)
- 99 Eddie Payton, vs. Oak., 9/14/81 (td)
- 96 Clinton Jones, vs. NYG 11/5/67 (td)

Longest Kickoff Return, Opponent (All TDs)

- 103 Abe Woodson, @ S.F., 9/29/63
- 101 Don McCall, @ Pitt., 11/23/69
- 101 Dave Hampton, @ G.B., 10/4/70
- 101 Roell Preston, @ G.B., 10/5/98

AVERAGE YARDAGE

Career (75 returns)

- 27.9 Percy Harvin, 2009-12 (114-3,183)
- 25.5 Charlie West, 1968-73 (78-1,991)
- 24.8 Clinton Jones, 1967-72 (89-2,209)
- 22.8 Darrin Nelson, 1982-89, '91-92 (159-3,619)

Season (Qualifiers)

- 32.4 Cordarrelle Patterson, 2013 (43-1,393)
- 28.7 Aundrea Allison, 2007 (20-574)
- 27.5 Percy Harvin, 2009 (42-1,156)

Season, Rookie (Qualifiers)

- 32.4 Cordarrelle Patterson, 2013 (43-1,393)
- 28.7 Aundrea Allison, 2007 (20-574)
- 27.5 Percy Harvin, 2009 (42-1,156)

Game (3 returns)

- 49.7 Cordarrelle Patterson, @ Chi., 9/15/13 (3-149)
- 48.0 Aundrea Allison, vs. Det., 12/2/07 (3-144)
- 45.6 Cordarrelle Patterson, vs. G.B., 10/27/13 (5-228)

Game, Opponent (3 returns)

- 57.0 Tyrone Hughes, vs. N.O., 11/28/93 (3-171)
- 49.8 Devin Hester, @ Chi., 9/15/13 (5-249)

TOUCHDOWNS

Career

- 5 Percy Harvin, 2009-12

Season

- 2 Percy Harvin, 2009
- 2 Cordarrelle Patterson, 2013

Game

- 1 Bill Brown, 78 yds., @ LA, 10/20/63
- 1 Lance Rentzel, 101 yds., vs. Bal., 11/14/65
- 1 Clint Jones, 96 yds., vs. NYG, 11/5/67
- 1 Keith Nord, 70 yds., @ Was., 11/2/80
- 1 Eddie Payton, 99 yds., vs. Oak., 9/14/81
- 1 Herschel Walker, 93 yds., @ Phi., 11/19/89
- 1 David Palmer, 88 yds., @ Bal., 12/13/98
- 1 Robert Tate, 76 yds., @ K.C., 12/12/99
- 1 Moe Williams, 85 yds., @ NYG, 12/26/99
- 1 Koren Robinson, 86 yds., @ NYG, 11/13/05
- 1 Audrae Allison, 104 yds., vs. Det., 12/2/07
- 1 Percy Harvin, 101 yds., vs. S.F., 9/27/09
- 1 Percy Harvin, 88 yds., @ Pit., 10/25/09
- 1 Percy Harvin, 95 yds., vs. Dal., 10/17/10
- 1 Percy Harvin, 103 yds., @ S.D., 9/11/11
- 1 Percy Harvin, 105 yds., @ Det., 9/30/12
- 1 Cordarrelle Patterson, 105 yds., @ Chi., 9/15/13
- 1 Cordarrelle Patterson, 109 yds., vs. G.B., 10/27/13

Game, Opponent

- 1 Many times, last by Jacoby Jones, @ Bal., 12/8/13

COMBINED KICK RETURNS

MOST RETURNS

Career

- 307 David Palmer, 1994-00 (p-162, k-145)
- 202 Leo Lewis, 1981-91 (p-194, k-8)
- 201 Charlie West, 1968-73 (p-123, k-78)

Season

- 88 Kevin Miller, 1978 (p-48, k-40)
- 87 Eddie Payton, 1980 (p-34, k-53)
- 78 David Palmer, 1998 (p-28, k-50)

Game

- 11 David Palmer, vs. G.B., 12/1/97 (p-5, k-6)
- 10 Darrin Nelson, vs. Chi., 11/25/84 (p-3, k-7)

Game, Opponent

- 10 Tyrone Hughes, vs. Chi., 11/9/97 (p-5, k-5)

YARDS GAINED

Career

- 4,884 David Palmer, 1994-00, (p-1,610, k-3,274)
- 3,932 Darrin Nelson, 1982-89, 1991-92 (p-313, k-3,619)
- 3,273 Qadry Ismail, 1993-96 (k-3,273)

Season

- 1,465 David Palmer, 1998 (p-289, k-1,176)
- 1,435 Eddie Payton, 1980 (p-251, k-1,184)
- 1,393 Cordarrelle Patterson, 2013 (p-0, k-1,393)

Game

- 237 Nate Jacquet, @ Phi., 11/11/01 (p-0, k-237)
- 228 Cordarrelle Patterson, vs. G.B., 10/27/13 (p-0, k-228)
- 225 Bethel Johnson, vs. StL., 12/31/06 (p-0, k-225)

Game, Opponent

- 289 Eddie Payton, @ Det., 12/17/77 (p-105, k-184)

TOUCHDOWNS

Career

- 5 Percy Harvin, 2009-12 (p-0, k-5)
- 3 David Palmer, 1994-00 (p-2, k-1)
- 2 Melwede Moore, 2004-07 (p-2, k-0)
- 2 Marcus Sherels, 2010-13 (p-2, k-0)
- 2 Cordarrelle Patterson, 2013 (p-0, k-2)

Season

- 2 Percy Harvin, 2009 (k-2)
- 2 Cordarrelle Patterson, 2013 (k-2)

Game

- 1 Many times, last by Cordarrelle Patterson, vs. G.B., 10/27/13

Game, Opponent

- 2 Eddie Payton, @ Det., 12/17/77 (p-1, k-1)
- 2 Reggie Bush, @ N.O., 10/16/08 (p-2)

COMBINED NET YARDS

Rushing, receiving, interception returns, kickoff returns, punt returns and fumble returns

Most Seasons Leading Team

- 6 Chuck Foreman, 1973-78
- 4 Bill Brown, 1964-66, 1968

Consecutive Seasons Leading Team

- 6 Chuck Foreman, 1973-78
- 3 Many times, last by Percy Harvin, 2009-11

ATTEMPTS

Career

- 2,256 Adrian Peterson, 2007-2013
- 1,931 Bill Brown, 1962-74
- 1,867 Chuck Foreman, 1973-79

Season

- 388 Adrian Peterson, 2012
- 385 Adrian Peterson, 2008
- 357 Ted Brown, 1981
- 357 Adrian Peterson, 2009

Game

- 39 Ted Brown vs. T.B., 11/8/81 (ru-31, re-8)
- 37 Chuck Foreman vs. S.D., 11/23/75 (ru-33, re-4)
- 37 Adrian Peterson, vs. Chi., 12/1/13 (ru-35, re-2)

YARDS

Career

- 12,410 Kris Carter, 1990-01
- 12,240 Adrian Peterson, 2007-13
- 10,365 Darrin Nelson, 1982-89, 1991-92

Season

- 2,314 Adrian Peterson, 2012 (ru-2,097, re-217)
- 2,081 Percy Harvin, 2009 (ru-135, re-790, rt-1,156)
- 2,051 Herschel Walker, 1990 (ru-770, re-315, rt-960)
- 2,021 Adrian Peterson, 2007 (ru-1,341, re-268, rt-412)
- 2,020 Cordarrelle Patterson, 2013 (ru-158, re-463, rt-1,393)

Season, Rookie

- 2,081 Percy Harvin, 2009 (ru-135, re-790, rt-1,156)
- 2,021 Adrian Peterson, 2007 (ru-1,341, rt-412, re-268)
- 2,020 Cordarrelle Patterson, 2013 (ru-158, re-463, rt-1,393)

Game

- 361 Adrian Peterson, @ Chi., 10/14/07 (ru-224, rt-128, re-9)
- 315 Adrian Peterson, vs. S.D., 11/4/07 (ru-296, re-19)
- 278 Darrin Nelson, vs. G.B., 11/13/83 (ru-119, re-137, rt-22)

INTERCEPTIONS BY

Most Seasons Leading Team

- 4 Ed Sharockman, 1962-63, 1965, 1970
- 4 Bobby Bryant, 1968, 1972, 1977-78

- 4 Joey Browner, 1987, 1989-91
 4 Antoine Winfield, 2004, '06, '08, '12
Most Consecutive Seasons Leading Team
 3 Joey Browner, 1989-91
 3 Darren Sharper, 2005-07

- Career**
 53 Paul Krause, 1968-79
 51 Bobby Bryant, 1967-80
 40 Ed Sharockman, 1962-72

- Season**
 10 Paul Krause, 1975
 9 Orlando Thomas, 1995
 9 Brian Russell, 2003
 9 Darren Sharper, 2005
 8 Bobby Bryant, 1969
 8 Issiac Holt, 1986
 8 Carl Lee, 1988
 8 Audray McMillian, 1992
 8 Corey Chavous, 2003

- Season, Rookie**
 9 Orlando Thomas, 1995
 6 George Rose, 1964
 5 Rip Hawkins, 1961

- Game**
 3 Many times, last time by Darren Sharper, @ NYG, 11/13/05

- Game, Opponent**
 3 Many times, last time by Deltha O'Neal, @ Cin., 9/18/05

- Consecutive Games With Interception**
 6 Paul Krause, 1968
 6 Brian Russell, 2003
 4 Issiac Holt, 1986
 4 Carl Lee, 1988
 4 Orlando Thomas, 1995

- YARDS**
Career
 852 Paul Krause, 1968-79
 804 Ed Sharockman, 1962-72
 749 Bobby Bryant, 1967-80

- Season**
 276 Darren Sharper, 2005
 242 Jimmy Hitchcock, 1998
 236 Charlie West, 1971

- Season, Rookie**
 135 Dewayne Washington, 1994
 108 Orlando Thomas, 1995
 87 Harrison Smith, 2012

- Game**
 123 Darren Sharper, @ NYG, 11/13/05
 112 Dwight Smith, @ NYG, 11/25/07
 97 Reggie Rutland, vs. LA Rams, 12/15/91

- Game, Opponent**
 151 Tommy Myers, @ N.O., 9/3/78
 116 Marcus Turner, @ NY Jets, 11/20/94

- Longest Returns**
 97 Reggie Rutland, vs. LA Rams, 12/15/91 (td)
 94 Walker Lee Ashley, vs. Chi., 12/19/88 (td)
 93 Dwight Smith, @ NYG, 11/25/07 (td)
 92 Darren Sharper, @ NYG, 11/13/05 (td)
 90 Issiac Holt, vs. Det., 10/8/89 (td)
 89 Charlie West, @ Chi., 12/19/71
 88 Darren Sharper, vs. T.B., 9/11/05 (td)
 84 Jack Del Rio, @ Chi., 11/2/92 (td)
 81 Dewayne Washington, @ Chi., 9/18/94 (td)

- Longest Return, Opponent (all TDs)**
 100 Barry Wilburn, vs. Wash., 12/26/87
 97 Tommy Myers, @ N.O., 9/3/78

- TOUCHDOWNS**
Career
 3 Rip Hawkins, 1961-65
 3 Ed Sharockman, 1962-72
 3 Bobby Bryant, 1967-80
 3 Joey Browner, 1983-91
 3 Audray McMillian, 1989-93
 3 Dewayne Washington, 1994-97
 3 Jimmy Hitchcock, 1998-99
 3 Darren Sharper, 2005-08

- Season**
 3 Jimmy Hitchcock, 1998
 2 Rip Hawkins, 1964
 2 Carl Lee, 1988
 2 Audray McMillian, 1992
 2 Anthony Parker, 1994
 2 Dewayne Washington, 1994
 2 Darren Sharper, 2005
 2 Kevin Williams, 2007
 2 Harrison Smith, 2012

FUMBLES

OPPONENTS' FUMBLES RECOVERED

- Career**
 28 Jim Marshall, 1961-79
 23 Carl Eller, 1964-78
 19 Matt Blair, 1974-85
 18 Alan Page, 1967-78
- Season**
 9 Don Hultz, 1963
 7 Alan Page, 1970
 6 Fred McNeil, 1978

- Game**
 3 Joey Browner, vs. S.F., 9/8/85
 2 Many times, last by Brian Robison, vs. Buf., 12/5/10

- Longest Fumble Returns (All TDs)**
 94 Dwayne Rudd, vs. Chi., 12/6/98
 88 Ed Sharockman, @ Det., 12/9/62
 77 Kevin Williams, vs. Jack., 11/28/04
 70 Paul Krause, @ Det., 12/14/75
 65 Alan Page, @ Chi., 10/11/70
 65 Willie Teal, @ Phil., 12/1/85

- Longest Fumble Returns, Opponents (All TDs)**
 99 Adrian Wilson, vs. Ari., 11/26/06
 90 Aeneas Williams, @ St. L., 11/30/03
 80 Bobby Jackson, vs. NY Jets, 12/26/82

OPPONENTS' FUMBLES RETURNED FOR TOUCHDOWNS

- Career**
 2 Roy Winston, 1962-76
 2 Paul Krause, 1968-79
 2 Charlie Johnson, 1982-84
 2 Chris Martin, 1983-88
 2 Henry Thomas, 1987-92
 2 Anthony Parker, 1992-94
 2 Orlando Thomas, 1995-01
 2 Dwayne Rudd, 1997-00
 2 Kevin Williams, 2003-12
 2 Antoine Winfield, 2004-12

- Season**
 2 Dwayne Rudd, 1998

SACKS

- Most Seasons Leading Team**
 9 John Randle, 1991, 1993-00
 6 Jim Marshall, 1961-66
 6 Alan Page, 1967-68, 1971, 1975-77
 6 Chris Doleman, 1987-90, 1992-93
 6 Jared Allen, 2008-13

- Most Consecutive Seasons Leading Team**
 8 John Randle, 1993-00
 6 Jim Marshall, 1961-66
 6 Jared Allen, 2008-13
 4 Doug Martin, 1980-83
 4 Chris Doleman, 1987-90

- TOTAL SACKS**
Career
 130.0 Carl Eller, 1964-78
 127.0 Jim Marshall, 1961-79
 114.0 John Randle, 1990-00

- Season**
 22.0 Jared Allen, 2011
 21.0 Chris Doleman, 1989
 18.0 Alan Page, 1976
 18.0 Keith Millard, 1989

- Season, Rookie**
 11.0 Keith Millard, 1985
 10.5 Kevin Williams, 2003
 8.5 Alan Page, 1967

- Game**
 5.0 Randy Holloway, vs. Atl., 9/16/84
 4.5 Jared Allen, vs. G.B., 10/5/09
 4.0 Many times, last by Kevin Williams, vs. Det., 10/12/08

- Game, Rookie**
 3.0 Kevin Williams, @ Ari., 12/28/03
 2.5 Gerald Robinson, vs. Chi., 10/19/86
- Game, Opponent**
 4.0 Many times, last by Peter Boulware, @ Balt., 1/7/02

TACKLES

COMBINED TACKLES (DEFENSE & SPECIAL TEAMS TACKLES)

- Career**
 1,981 Scott Studwell, 1977-90
 1,452 Matt Blair, 1974-85
 1,382 Jeff Siemon, 1972-82

DEFENSIVE TACKLES

- Career**
 1,928 Scott Studwell, 1977-90
 1,404 Matt Blair, 1974-85
 1,375 Jeff Siemon, 1972-82

- Season**
 230 Scott Studwell, 1981
 229 Jeff Siemon, 1978
 220 Matt Blair, 1981

- Game**
 24 Scott Studwell, @ Det., 11/17/85
 22 Chad Greenway, vs. Oak., 11/20/11
 21 Scott Studwell, @ Pitt., 9/24/89
 21 Ed McDaniel, @ G.B., 9/4/94

SOLO COMBINED TACKLES

- Career**
 1,308 Scott Studwell, 1977-90
 1,008 Jeff Siemon, 1972-82
 986 Matt Blair, 1974-85

- Season**
 170 Jeff Siemon, 1978
 156 Scott Studwell, 1981
 153 Scott Studwell, 1980

- Game**
 18 Rip Hawkins, vs. Det., 11/18/62
 18 Rip Hawkins, vs. S.F., 12/2/62
 17 Rip Hawkins, vs. Balt., 11/12/61

ASSISTED COMBINED TACKLES

- Career**
 673 Scott Studwell, 1977-90
 466 Matt Blair, 1974-85
 386 Fred McNeil, 1974-85

- Season**
 97 Scott Studwell, 1985
 88 Mike Merrivether, 1991
 83 Scott Studwell, 1983

- Game**
 13 Wally Hilgenberg, @ Chi., 10/23/72
 13 Scott Studwell, vs. T.B., 9/30/90

SPECIAL TEAMS TACKLES

- Career**
 147 Chris Walsh, 1994-02
 140 Harold Morrow, 1996-02
 120 Walker Lee Ashley, 1983-88
 113 Keith Nord, 1979-85
 113 Heath Farwell, 2005-10

- Season**
 38 Joey Browner, 1989
 35 Nate Allen, 1977
 32 Harold Morrow, 1997
 32 Heath Farwell, 2007

- Game**
 7 Heath Farwell, @ NYG, 11/25/07
 6 Wymon Henderson, vs. Det., 11/6/88

BLOCKED KICKS

- Career**
 20 Matt Blair, 1974-85
 16 Alan Page, 1967-78
 10 Tim Irwin, 1981-93
 9 Carl Eller, 1964-78

- Season**
 5 Alan Page, 1976
 5 Matt Blair, 1979

- Game**
 2 Alan Page, vs. Pitt., 10/4/76
 2 Matt Blair, vs. Dal., 10/7/79
 2 Matt Blair, @ G.B., 11/11/79

- 2 Matt Blair, vs. Oak., 9/14/81
 2 Tim Irwin, @ Atl., 12/15/85
 2 Neil Elshire, @ Wash., 11/2/86
 2 Tim Irwin, @ Den., 11/14/93

- Game, Opponent**
 1 Many times, last time by Julius Peppers, @ Chi., 11/25/12



Matt Blair holds the team record with 20 career blocked kicks.

VIKINGS ROOKIE RECORDS

SERVICE

Starts, Season

- 16 Gary Zimmerman, T, 1986
- 16 Todd Steussie, T, 1994
- 16 Dewayne Washington, CB, 1994
- 16 Kevin Williams, DT, 2004
- 16 Matt Kalil, T, 2012
- 16 Harrison Smith, S, 2012



S Harrison Smith started all 16 games in 2012 recording 3 INTs returning 2 for TDs.

SCORING

Total Points, Season

- 141 Blair Walsh, 2012 (36-pat, 35-fg)
- 106 Randy Moss, 1998 (17-td, 2-2pt)
- 78 Adrian Peterson, 2007 (13-td)

Total Points, Game

- 20 Randy Moss, @ Dal., 11/16/98 (3-rec. td, 1-2pt)
- 18 Sammy White, vs. Cle., 11/9/69 (3-rec. td)
- 18 D.J. Dozier, vs. Den., 10/26/87 (3-rush td)
- 18 Randy Moss, vs. Chi., 12/6/98 (3-rec. td)
- 18 Oterrio Smith, vs. K.C., 12/20/03 (3-rush td)
- 18 Adrian Peterson, @ Chi., 10/14/07 (3-rush td)
- 18 Adrian Peterson, vs S.D., 11/4/07 (3 rush td)
- 18 Blair Walsh, @ St.L., 12/16/12 (3-pat, 5-fg)

Touchdowns, Season

- 17 Randy Moss, 1998#
- 13 Adrian Peterson, 2007
- 10 Sammy White, 1976
- 9 Cordarrelle Patterson, 2013

Touchdowns, Game

- 3 Randy Moss, @ Dal., 11/16/98 (3-rec. td)
- 3 Sammy White, vs. Cle., 11/9/69 (3-rec. td)
- 3 D.J. Dozier, vs. Den., 10/26/87 (3-rush td)
- 3 Randy Moss, vs. Chi., 12/6/98 (3-rec. td)
- 3 Oterrio Smith, vs. K.C., 12/20/03 (3-rush td)
- 3 Adrian Peterson, @ Chi., 10/14/07 (3-rush td)
- 3 Adrian Peterson, vs S.D., 11/4/07 (3 rush td)

Field Goals Made, Season

- 35 Blair Walsh, 2012
- 9 Mike Mercer, 1961

Field Goals Made, Game

- 5 Blair Walsh, @ St.L., 12/16/12

Longest Field Goal

- 56 Blair Walsh, @ Hou., 12/23/12
- 55 Blair Walsh, vs. Jax., 9/9/12
- 55 Blair Walsh, @ Sea., 11/4/12

Field Goals Attempted, Season

- 38 Blair Walsh, @ St.L., 12/16/12

Field Goals Attempted, Game

- 5 Blair Walsh, @ St.L., 12/16/12

RUSHING

Yards, Season

- 1,341 Adrian Peterson, 2007
- 801 Chuck Foreman, 1973
- 773 Alfred Anderson, 1984

Yards, Game

- 296 Adrian Peterson, vs. S.D., 11/4/07*
- 224 Adrian Peterson, @ Chi., 10/14/07
- 148 Oterrio Smith, @ Chi., 12/14/03

Rushing Attempts, Season

- 238 Adrian Peterson, 2007
- 201 Alfred Anderson, 1984
- 182 Chuck Foreman, 1973

Rushing Attempts, Game

- 30 Adrian Peterson, vs. S.D., 11/4/07
- 27 Oterrio Smith, @ Chi., 12/14/03
- 25 Michael Bennett, @ G.B., 12/30/01
- 25 Adrian Peterson, @ K.C., 9/23/07

Touchdowns Rushing, Season

- 12 Adrian Peterson, 2007
- 5 Oterrio Smith, 2003
- 5 D.J. Dozier, 1987
- 5 Fran Tarkenton, 1961

Touchdowns Rushing, Game

- 3 Adrian Peterson, vs. S.D., 11/4/07
- 3 Adrian Peterson, @ Chi., 10/14/07
- 3 Oterrio Smith, @ Chi., 12/20/03
- 3 D.J. Dozier, vs. Den., 10/26/87

Rushing Average, Season

- 5.6 Adrian Peterson, 2007
- 5.4 Oterrio Smith, 2003
- 4.7 Terry Allen, 1991

Rushing Average (Min. 10 Attempts), Game

- 11.2 Adrian Peterson, @ Chi., 10/14/07
- 9.9 Adrian Peterson, vs. S.D., 11/4/07
- 9.3 Adrian Peterson, vs. G.B. 9/30/07
- Longest Run**
- 73 Adrian Peterson, @ Chi., 10/14/07 (td)
- 64 Adrian Peterson, vs. S.D., 11/4/07 (td)
- 55 Adrian Peterson, vs. G.B., 9/30/07

PASSING

Passing Yards, Season

- 1,997 Fran Tarkenton, 1961
- 1,853 Christian Ponder, 2011
- 1,386 Joe Kapp, 1967

Passing Yards, Game

- 381 Christian Ponder, vs. Den., 12/4/11
- 277 Fran Tarkenton, @ S.F., 11/26/61
- 252 Fran Tarkenton, vs. LA Rams, 12/3/61

Pass Attempts, Season

- 291 Christian Ponder, 2011
- 280 Fran Tarkenton, 1961
- 214 Joe Kapp, 1967

Pass Attempts, Game

- 47 Christian Ponder, vs. Den., 12/4/11
- 34 Tommy Kramer, @ Oak., 12/11/77
- 34 Fran Tarkenton, Det., 12/10/61

Pass Completions, Season

- 158 Christian Ponder, 2011
- 157 Fran Tarkenton, 1961



WR Randy Moss scorched the NFL during his rookie campaign catching 69 passes for 1,313 yards and 17 TDs.

Pass Completions, Game

- 29 Christian Ponder, vs. Den. 12/4/11
- 21 Fran Tarkenton, vs. LA Rams, 12/3/61
- 20 Tarvaris Jackson, vs. St.L., 12/31/06
- 20 Joe Webb, @ Det., 1/2/11

Touchdown Passes, Season

- 18 Fran Tarkenton, 1961
- 13 Christian Ponder, 2011

Touchdown Passes, Game

- 4 Fran Tarkenton, vs. Chi., 9/17/61
- 4 Fran Tarkenton, vs. LA Rams, 12/3/61
- 4 Fran Tarkenton, @ Chi., 12/17/61

Passes Had Intercepted, Season

- 17 Fran Tarkenton, 1961
- 13 Christian Ponder, 2011

Passes Had Intercepted, Game

- 3 7 times, last Christian Ponder, @ Det., 12/11/11

Highest QB Rating, Season

- 74.7 Fran Tarkenton, 1961
- 70.1 Christian Ponder, 2011

Highest QB Rating, Game

- 148.6 Fran Tarkenton, vs. Chi., 9/17/61
- 121.1 Fran Tarkenton, L.A., 12/3/61
- 116.1 Fran Tarkenton, @ S.F., 11/26/61

PASS RECEIVING

Receptions, Season

- 69 Randy Moss, 1998
- 60 Percy Harvin, 2009
- 51 Paul Flatley, 1963
- 51 Sammy White, 1976
- 45 Cordarrelle Patterson, 2013

Receptions, Game

- 9 Sammy White, vs. LA Rams, 9/19/76
- 9 Sammy White, @ Mia., 11/11/76
- 8 James Brim, @ Chi., 10/11/87
- 8 Randy Moss, vs. G.B., 11/22/98
- 8 Randy Moss, vs. Chi., 12/6/98
- 8 Cordarrelle Patterson, at G.B., 11/24/13

Receiving Yards, Season

- 1,313 Randy Moss, 1998
- 906 Sammy White, 1976
- 867 Paul Flatley, 1963

Receiving Yards, Game

- 210 Sammy White, vs. Det., 11/7/76
- 190 Randy Moss, @ G.B., 10/5/98
- 174 Paul Flatley, vs. Det., 11/24/63

Touchdowns Receiving, Season

- 17 Randy Moss, 1998#
- 10 Sammy White, 1967
- 6 Percy Harvin, 2009

Touchdowns Receiving, Game

- 3 Sammy White, @ Mia., 12/11/76
- 3 Randy Moss, @ Dal., 11/26/98
- 3 Randy Moss, vs. Chi., 12/6/98

COMBINED YARDAGE

Yards, Season

- 2,081 Percy Harvin, 2009 (ru-135, re-790, rt-1,156)
- 2,021 Adrian Peterson, 2007
- (ru-1,341, re-268, rt-412)
- 2,020 Cordarrelle Patterson, 2013
- (ru-158, re-469, rt-1,393)

Yards, Game

- 361 Adrian Peterson, @ Chi., 10/14/07
- (ru-248, re-9, rt-128)
- 315 Adrian Peterson, vs. S.D., 11/4/07
- (ru-295, re-19)

PUNTING

Punts, Season

- 75 Jeff Locke, 2013
- 73 Neil Clabo, 1975
- 71 Chris Cluwe, 2005

Punts, Game

- 9 Bobby Walden, vs. L.A., 11/29/64
- 9 Jeff Locke, @ Bal., 12/8/13
- 8 Chris Kluwe, vs. NYG, 11/13/05

Punt Average, Season

- 46.4 Bobby Walden, 1964 (72-3,341)
- 44.2 Jeff Locke, 2013 (75-3,316)
- 44.1 Chris Kluwe, 2005 (71-3,130)

Punt Average (Min. 4 punts), Game

- 54.3 Chris Kluwe, vs. T.B., 9/11/05 (4-217)
- 52.4 Bobby Walden, vs. S.F., 11/8/64 (5-262)
- 52.0 Bobby Walden, @ Bal., 11/15/64 (4-208)

*NFL Record
#NFL Record Record

PUNT RETURNS

Punt Returns, Season

- 48 Kevin Miller, 1978
- 35 Keenan Howry, 2003
- 33 Jimmy Edwards, 1979

Punt Returns, Games

- 6 Kevin Miller, vs. T.B., 9/17/78
- 6 David Palmer, vs. Det., 9/11/94

Punt Return Yards, Season

- 247 Keenan Howry, 2003
- 239 Kevin Miller, 1978
- 217 Troy Walters, 2000

Punt Return Yards, Game

- 107 Charlie West, vs. Was., 11/3/68
- 78 Troy Walters, vs. Det., 11/30/00
- 77 Bob Crim, vs. NYG, 11/5/67

Longest Punt Return

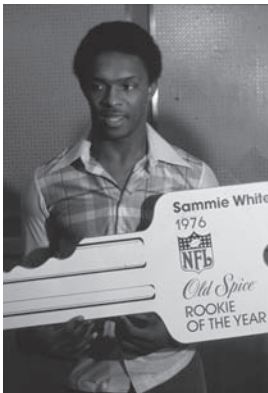
- 81 Bob Crim, vs. NYG, 11/5/67
- 63 Troy Walters, vs. Det., 11/30/00
- 57 Nick Davis, vs. Chi., 10/27/02

Punt Return Average, Season

- 10.1 Charlie West, 1968 (20-201)
- 7.9 Nick Davis, 2002 (24-190)
- 7.6 Jackie Wallace, 1974 (25-191)

Punt Return Average (3 returns), Game

- 35.7 Charlie West, vs. Was., 11/3/68 (3-107)
- 26.0 Troy Walters, vs. Det., 11/30/00 (3-78)
- 25.7 Bob Crim, vs. NYG, 11/5/67 (3-77)



WR Sammy White was named the NFL Rookie of the Year in 1976 after catching 51 passes for 906 yards and 10 TDs.

KICKOFF RETURNS

Kickoff Returns, Season

- 53 Buster Rhymes, 1985
- 44 Jimmy Edwards, 1979
- 43 Cordarelle Patterson, 2013

Kickoff Returns, Game

- 8 Troy Walters, vs. G.B., 12/17/00
- 7 Jimmy Edwards, @ St.L., 11/4/79
- 7 Darryl Harris, vs. G.B., 10/16/88

Kickoff Return Yards, Season

- 1,393 Cordarelle Patterson, 2013
- 1,345 Buster Rhymes, 1985
- 1,156 Percy Harvin, 2009

Kickoff Return Yards, Game

- 228 Cordarelle Patterson, vs. G.B., 10/27/13
- 182 Buster Rhymes, vs. Chi., 9/19/85
- 180 Percy Harvin, vs. S.F., 9/27/09

Longest Kickoff Return (All TDs)

- 109 Cordarelle Patterson, vs. G.B., 10/27/13*
- 105 Cordarelle Patterson, at Chi., 9/15/13
- 104 Aundrae Allison, vs. Det., 12/2/07

Kickoff Return Average, Season

- 32.4 Cordarelle Patterson, 2013
- 28.7 Aundrae Allison, 2007
- 27.5 Percy Harvin, 2009

Kickoff Return Average (3 returns), Game

- 49.7 Cordarelle Patterson, @ Chi., 9/15/13 (3-149)
- 48.0 Aundrae Allison, vs. Det., 12/2/07 (3-144)
- 45.6 Cordarelle Patterson, vs. G.B., 10/27/13 (5-228)

INTERCEPTIONS

Passes Defensed, Season

- 23 Xavier Rhodes, 2013
- 19 Orlando Thomas, 1995
- 12 Dewayne Washington, 1994
- 12 Brian Williams, 2002

Interceptions, Season

- 9 Orlando Thomas, 1995
- 6 George Rose, 1961
- 5 Rip Hawkins, 1961

Interceptions, Game

- 2 Rip Hawkins, vs. Dal., 9/24/61
- 2 Jeff Sieman, vs. S.F., 12/16/72

Interception Return Yards, Season

- 135 Dewayne Washington, 1994
- 108 Orlando Thomas, 1995
- 87 Harrison Smith, 2012

Interception Return Yards, Game

- 81 Dewayne Washington, @ Chi., 9/18/94
- 80 Mike Nattiel, vs. Sea., 12/7/03
- 70 Orlando Thomas, @ Pit., 9/24/95

Longest Interception Return

- 81 Dewayne Washington, @ Chi., 9/18/94 (td)
- 80 Mike Nattiel, vs. Sea., 12/7/03 (td)
- 63 Tim Newton, @ Buf., 9/25/85

ALL-ROOKIE HONORS (PFW)

- 1972-Jeff Sieman, LB
- 1973-Chuck Foreman, RB
- 1974-Matt Blair, LB
- 1976-Sammy White, WR
- 1984-Alfred Anderson, RB
- 1988-Randall McDaniel, G
- 1994-Todd Stuessie, G
- Andrew Jordan, TE
- Dewayne Washington, CB
- 1995-Orlando Thomas, S
- 1998-Randy Moss, WR
- 2000-Chris Hovan, DT
- 2003-Onterio Smith, RB
- Kevin Williams, DT
- Eddie Johnson, P
- 2005-Chris Kluwe, P
- 2007-Adrian Peterson, RB
- Brian Robison, DE
- 2009-Phil Loadholt, T
- Percy Harvin, WR/KR
- 2011-Kyle Rudolph, TE
- 2012-Blair Walsh, K
- Matt Kalil, T
- Harrison Smith, S
- 2013-Cordarelle Patterson, WR/KR

TACKLES

Total Tackles, Season

- 93 Harrison Smith, 2012
- 75 Dewayne Washington, 1994
- 74 Eric Kelly, 2001
- 74 Kenny Wright, 1999

Total Tackles, Game

- 13 Malik Boyd, @ N.E., 11/13/94
- 13 Harrison Smith, vs. T.B., 10/25/12
- 12 3 times, last Brian Robison, @ G.B., 12/2/12

SACKS

Sacks, Season


- 11.0 Keith Millard, 1985
- 10.5 Don Hultz, 1963
- 10.5 Kevin Williams, 2003

Sacks, Game

- 3.0 Kevin Williams, vs. Ari., 12/28/03
- 2.5 Gerald Robinson, Chi., 10/19/86
- 2.0 8 times, last Brian Robison, vs. Atl., 9/9/07

*NFL Record

#NFL Rookie Record



S Orlando Thomas grabbed 9 INTs in 1995, the most ever by a Vikings rookie and the 2nd most in team history among all players.

VIKINGS ROOKIE NFL AWARDS

NFL ROOKIE OF THE YEAR

- 1963-Paul Flatley, WR (AP, UPI, NEA, TSN)
- 1973-Chuck Foreman, RB (AP, PFWA)
- 1976-Sammy White, WR (AP, PFWA)
- 1998-Randy Moss, WR (TSN, FN, PFW, SI)
- 2007-Adrian Peterson, RB (TSN, PFW, SI)
- 2009-Percy Harvin, WR/KR (Pepsi)

NFL OFFENSIVE ROOKIE OF THE YEAR

- 1973-Chuck Foreman, RB, (PFW)
- 1976-Sammy White, WR, (PFW, PD)
- 1998-Randy Moss, WR (AP, FD, CPFW)
- 2007-Adrian Peterson, RB (AP, PFW)
- 2009-Percy Harvin, WR/KR (AP, PFW)

NFL DEFENSIVE ROOKIE OF THE YEAR

- 1994-Dewayne Washington, CB (PFN)

NFC ROOKIE OF THE YEAR

- 1973-Chuck Foreman, RB (Wheaties, TSN)
- 1976-Sammy White, WR (UPI, TSN, NEA)
- 1998-Randy Moss, WR (PFWA)

NFC OFFENSIVE ROOKIE OF THE YEAR

- 1998-Randy Moss, WR (PFWA)

PRO BOWL HONORS

- 1973-Chuck Foreman, RB
- 1976-Sammy White, WR
- 1998-Randy Moss, WR
- 2007-Adrian Peterson, RB
- 2009-Percy Harvin
- 2012-Matt Kalil, T
- Blair Walsh, K
- 2013-Cordarelle Patterson, WR/KR
- 1ST-TEAM ALL-PRO HONORS**
- 1998-Randy Moss, WR
- 2012-Blair Walsh, K
- 2013-Cordarelle Patterson, WR/KR

KICKOFF EXECUTIVES STAFF COACHES PLAYERS ROOKIES 2013 SEASON RECORDS PLAYOFF RECORDS HISTORY EXTRA POINTS

VIKINGS BIG DAYS

RUSHING

296 Adrian Peterson vs. S.D., 11/4/07 (30 att.)
 224 Adrian Peterson @ Chi., 10/14/07 (20 att.)
 212 Adrian Peterson @ St.L., 12/16/12 (24 att.)
 211 Adrian Peterson vs. Chi., 12/1/13 (25 att.)
 210 Adrian Peterson @ G.B., 12/2/12 (21 att.)
 200 Chuck Foreman @ Phil., 10/24/76 (28 att.)
 199 Adrian Peterson vs. G.B., 12/30/12 (34 att.)
 192 Adrian Peterson vs. G.B., 11/9/08 (30 att.)
 182 Adrian Peterson @ Sea., 11/4/12 (17 att.)
 180 Adrian Peterson @ Cle., 9/13/09 (25 att.)
 179 Ted Brown @ G.B., 10/23/83 (29 att.)
 179 Robert Smith @ St. Louis, 9/13/98 (23 att.)
 175 Adrian Peterson vs. G.B., 10/23/11 (24 att.)
 172 Terry Allen @ Pitt., 12/20/92 (33 att.)
 171 Adrian Peterson vs. Det., 11/11/12 (27 att.)
 170 Robert Smith @ Chi., 10/15/00 (15 att.)
 169 Robert Smith @ Buf., 8/31/97 (16 att.)
 169 Chester Taylor vs. Sea., 10/22/06 (24 att.)
 167 Michael Bennett vs. NYG, 11/10/02 (15 att.)
 166 Scottie Graham vs. K.C., 12/26/93 (33 att.)
 165 Adrian Peterson @ Ari., 12/14/08 (28 att.)
 164 Chester Taylor vs. Oak., 11/18/07 (22 att.)
 160 Robert Smith vs. Ind., 12/21/97 (17 att.)
 160 Adrian Peterson vs. Ind., 9/14/08 (22 att.)
 160 Adrian Peterson vs. Det., 9/26/10 (23 att.)
 159 Terry Allen @ Chi., 9/18/94 (22 att.)
 156 Chuck Foreman @ Det., 12/18/77 (33 att.)
 155 Dave Osborn vs. G.B., 12/3/67 (21 att.)
 155 Clinton Jones vs. Atl., 11/29/71 (22 att.)
 154 Adrian Peterson vs. Chi., 12/8/12 (31 att.)
 153 Adrian Peterson vs. Ari., 10/21/12 (23 att.)
 150 Chuck Foreman vs. Chi., 10/16/77 (26 att.)
 148 Chuck Foreman vs. Pitt., 10/4/76 (27 att.)
 148 Herschel Walker vs. G.B., 10/15/89 (18 att.)
 148 Robert Smith @ Dal., 11/23/00 (21 att.)
 148 Onterio Smith @ Chi., 12/14/03 (27 att.)
 146 Tommy Mason vs. Balt., 11/17/63 (12 att.)
 146 Darrin Nelson vs. G.B., 11/10/85 (21 att.)
 146 Robert Smith @ NYG, 12/26/99 (16 att.)
 146 Onterio Smith vs. K.C., 12/20/03 (32 att.)
 146 Adrian Peterson @ G.B., 11/24/13 (32 att.)
 145 Adrian Peterson vs. Mia., 9/19/10 (28 att.)
 143 Tommy Mason @ Balt., 12/16/62 (20 att.)
 143 Adrian Peterson vs. Bal., 10/18/09 (22 att.)
 140 Terry Allen @ G.B., 9/6/92 (12 att.)
 140 Adrian Peterson vs. Pit., 9/29/13 (23 att.)
 140 Adrian Peterson @ Dal., 11/3/13 (25 att.)
 139 Dave Osborn vs. Chi., 12/5/70 (29 att.)
 139 Scottie Graham @ G.B., 12/19/93 (30 att.)
 139 Adrian Peterson vs. Hou., 11/2/08 (25 att.)
 138 Tommy Mason @ Det., 12/9/62 (16 att.)
 138 Bill Brown @ Cle., 10/31/65 (26 att.)
 138 Mel White vs. Tenn., 10/24/04 (20 att.)
 137 Tommy Mason vs. Balt., 9/13/64 (20 att.)
 137 Robert Smith vs. N.O., 11/8/98 (20 att.)
 136 Chester Taylor vs. Ari., 11/26/06 (27 att.)
 134 Robert Smith vs. Det., 10/25/98 (19 att.)
 134 Robert Smith @ Det., 12/10/06 (29 att.)
 133 Chuck Foreman vs. Cinn., 11/13/77 (29 att.)
 133 Robert Smith @ T.B., 10/13/96 (18 att.)
 133 Adrian Peterson vs. Det., 11/15/09 (18 att.)
 132 Robert Smith @ C.B., 9/21/97 (28 att.)
 131 Adrian Peterson vs. Chi., 11/30/08 (28 att.)
 131 Adrian Peterson @ G.B., 10/24/10 (28 att.)
 130 Michael Bennett vs. G.B., 11/7/02 (19 att.)
 129 Ted Brown vs. T.B., 11/8/81 (31 att.)
 127 Chuck Foreman vs. S.D., 11/23/75 (33 att.)
 127 Terry Allen vs. T.B., 11/3/91 (14 att.)
 126 Herschel Walker @ T.B., 12/8/91 (16 att.)
 126 Herschel Walker @ Atl., 9/8/91 (25 att.)
 125 Robert Smith vs. Phil., 9/28/97 (22 att.)
 125 Artose Pinner @ Det., 12/10/06 (29 att.)
 124 Tommy Mason vs. Pitt., 10/18/64 (20 att.)
 124 Oscar Reed vs. Det., 11/12/72 (23 att.)
 123 Raymond Hayes vs. LA Rams, 12/3/61 (18 att.)
 123 Chester Taylor vs. Det., 10/8/06 (26 att.)
 123 Adrian Peterson vs. T.B., 10/25/12 (15 att.)
 122 Chuck Foreman @ N.O., 9/3/78 (18 att.)
 122 Darrin Nelson vs. Det., 11/3/85 (25 att.)
 122 Robert Smith @ G.B., 11/9/00 (24 att.)
 122 Mel White vs. Det., 11/21/05 (22 att.)
 122 Adrian Peterson vs. Ari., 10/9/11 (29 att.)
 121 Mel Triplett @ Chi., 12/17/61 (15 att.)
 120 Alfred Anderson @ Det., 9/23/84 (19 att.)
 120 Robert Smith vs. Car., 10/12/97 (23 att.)
 120 Michael Bennett @ G.B., 12/8/12 (19 att.)
 120 Adrian Peterson vs. T.B., 9/18/11 (25 att.)
 119 Darrin Nelson vs. G.B., 11/13/83 (16 att.)
 118 Dave Osborn @ Chi., 12/18/66 (19 att.)

118 Darrin Nelson vs. Cle., 10/26/86 (22 att.)
 118 Darrin Nelson @ Dal., 11/26/87 (16 att.)
 118 Robert Smith @ K.C., 12/12/99 (21 att.)
 118 Adrian Peterson, @ Phi., 12/26/10 (22 att.)
 117 Bill Brown vs. Ci., 10/16/65 (15 att.)
 117 Chuck Foreman @ N.O., 11/16/75 (24 att.)
 117 Robert Smith vs. Ari., 11/20/00 (20 att.)
 116 Chuck Foreman vs. Chi., 9/23/73 (16 att.)
 116 Adrian Peterson vs. Det., 12/2/07 (15 att.)
 115 Bill Brown @ Dal., 9/25/66 (20 att.)
 115 Dave Osborn vs. NYG, 11/5/67 (16 att.)
 115 Robert Smith vs. Det., 10/31/93 (23 att.)
 115 Robert Smith @ Pitt., 9/24/95 (15 att.)
 115 Scottie Graham @ Cinn., 12/24/95 (25 att.)
 115 Robert Smith vs. Det., 11/30/00 (17 att.)
 115 Matt Asiata vs. Det., 12/29/13 (14 att.)
 114 Chuck Foreman @ Det., 10/7/73 (16 att.)
 114 Michael Bennett @ T.B., 11/3/02 (10 att.)
 113 Ted Brown @ Chi., 9/21/80 (22 att.)
 113 Terry Allen vs. Mia., 9/25/94 (15 att.)
 113 Terry Allen @ T.B., 10/30/94 (17 att.)
 113 Robert Smith vs. Det., 9/1/96 (22 att.)
 113 Michael Bennett vs. Tenn., 12/9/01 (16 att.)
 113 Chester Taylor vs. Car., 9/17/06 (24 att.)
 112 Adrian Peterson vs. G.B., 9/30/07 (12 att.)
 110 Robert Smith vs. Det., 9/10/95 (20 att.)
 111 Adrian Peterson vs. Det., 10/12/08 (25 att.)
 109 Bill Brown vs. Chi., 9/29/68 (12 att.)
 109 Ted Brown @ G.B., 9/27/81 (11 att.)
 109 Robert Smith vs. Chi., 9/3/00 (14 att.)
 109 Melwhite Moore @ N.O., 10/17/04 (15 att.)
 109 Toby Gerhart @ Was., 12/24/11 (11 att.)
 109 Joe Webb @ Det., 12/11/11 (7 att.)
 108 Ted Brown @ Atl., 11/23/81 (16 att.)
 108 Leroy Hoard vs. Oak., 11/17/96 (20 att.)
 108 Moe Williams vs. Chi., 9/14/03 (21 att.)
 108 Adrian Peterson @ Chi., 11/25/12 (18 att.)
 107 Chuck Foreman vs. Det., 10/19/75 (22 att.)
 107 Robert Smith vs. Chi., 10/10/99 (12 att.)
 107 Adrian Peterson vs. Buf., 12/5/10 (16 att.)
 106 Bill Brown @ Balt., 11/16/64 (14 att.)
 106 Dave Osborn @ Chi., 10/12/69 (15 att.)
 106 Michael Bennett vs. Chi., 10/27/02 (29 att.)
 106 Michael Bennett vs. Det., 11/6/05 (18 att.)
 105 Alfred Anderson @ Phi., 9/9/84 (20 att.)
 105 Leroy Hoard vs. S.F., 10/24/99 (17 att.)
 105 Adrian Peterson @ Det., 12/7/08 (22 att.)
 104 Tony Galbreath @ Chi., 10/9/83 (16 att.)
 104 Robert Smith vs. Det., 11/28/99 (20 att.)
 104 Michael Bennett @ G.B., 12/30/01 (25 att.)
 104 Bill Brown vs. Balt., 9/13/64 (20 att.)
 103 Bill Brown @ NYG, 12/6/64 (18 att.)
 103 Dave Osborn @ Atl., 10/29/67 (19 att.)
 103 Darrin Nelson vs. T.B., 11/5/87 (17 att.)
 103 Herschel Walker vs. Den., 9/29/91 (12 att.)
 103 Robert Smith vs. Wash., 10/18/98 (24 att.)
 103 Robert Smith vs. Car., 11/19/00 (23 att.)
 103 Michael Bennett vs. Sea., 12/7/03 (25 att.)
 103 Adrian Peterson vs. Atl., 9/9/07 (19 att.)
 103 Adrian Peterson @ G.B., 9/8/08 (19 att.)
 103 Adrian Peterson vs. NYG, 12/28/08 (21 att.)
 102 Chuck Foreman @ Chi., 10/27/75 (26 att.)
 102 Chuck Foreman vs. Atl., 11/9/75 (26 att.)
 102 Robert Smith vs. Car., 10/6/96 (27 att.)
 102 Moe Williams vs. Buf., 9/15/02 (17 att.)
 102 Adrian Peterson @ K.C., 9/23/07 (25 att.)
 102 Adrian Peterson @ Det., 9/30/12 (21 att.)
 101 Tommy Mason @ G.B., 12/5/65 (21 att.)
 101 Clinton Jones vs. Atl., 9/14/68 (17 att.)
 101 Bill Brown vs. Det., 11/17/73 (19 att.)
 101 Chuck Foreman @ G.B., 11/27/77 (26 att.)
 101 Chuck Foreman @ Dal., 10/26/78 (22 att.)
 101 Leroy Hoard vs. T.B., 12/15/96 (20 att.)
 101 Robert Smith vs. Det., 12/14/97 (20 att.)
 101 Melwhite Moore vs. N.O., 9/25/05 (23 att.)
 101 Robert Smith vs. Jax., 12/20/98 (19 att.)
 101 Chester Taylor @ S.F., 12/9/07 (8 att.)
 100 Chuck Foreman vs. G.B., 12/8/73 (19 att.)
 100 Chuck Foreman vs. Sea., 11/14/76 (17 att.)
 100 Ted Brown vs. Dal., 1/3/83 (29 att.)
 100 Terry Allen vs. G.B., 12/27/92 (20 att.)
 100 Adrian Peterson @ Chi., 9/15/13 (26 att.)

6....Dave Osborn3-1
 6....Ted Brown5-3
 6....Darrin Nelson3-3
 6....Chester Taylor6-0
 4....Herschel Walker3-1
 4....Melwhite Moore4-0
 3....Scottie Graham2-1
 3....Leroy Hoard3-0
 2....Clinton Jones2-0
 2....Alfred Anderson1-2
 2....Moe Williams1-1
 2....Onterio Smith1-1
 1....Ray Hayes1-0
 1....Mel Triplett0-1
 1....Oscar Reed0-1
 1....Tony Galbreath1-0
 1....Artose Pinner1-0
 1....Toby Gerhart1-0
 1....Joe Webb0-1
 1....Matt Asiata1-0

PASSING

490 Tommy Kramer @ Wash., 11/2/86 (20 of 35)
 455 Tommy Kramer @ Cle., 12/14/80 (38 of 49)
 449 Joe Kapp vs. Balt., 9/28/69 (28 of 43)
 446 Brett Favre vs. Ari., 11/7/10 (56 of 47)
 444 Tommy Kramer @ S.D., 10/1/81 (27 of 43)
 442 Randall Cunningham @ G.B., 10/5/98 (20 of 32)
 436 Tommy Kramer vs. Chi., 9/19/85 (28 of 55)
 425 Daunte Culpepper @ N.O., 10/17/04 (26 of 37)
 420 Warren Moon vs. S.F., 11/6/94 (33 of 57)
 407 Fran Tarkenton vs. N.O., 11/24/65 (21 of 34)
 404 Daunte Culpepper @ Det., 12/19/04 (25 of 35)
 400 Warren Moon vs. NY Jets, 11/20/94 (33 of 50)
 396 Daunte Culpepper @ Oak., 11/16/03 (27 of 49)
 396 Daunte Culpepper @ Hou., 10/10/04 (36 of 52)
 395 Tommy Kramer vs. Atl., 9/7/80 (30 of 45)
 392 Brett Favre vs. Chi., 11/29/09 (32 of 48)
 391 Wade Wilson vs. Det., 11/6/88 (28 of 35)
 386 Tommy Kramer @ T.B., 10/7/84 (27 of 47)
 384 Warren Moon @ Det., 11/23/95 (29 of 47)
 384 Tommy Kramer vs. G.B., 11/30/81 (38 of 55)
 382 Matt Cassel vs. Phi., 12/15/13 (26 of 35)
 381 Christian Ponder vs. Den., 12/4/11 (29 of 47)
 374 Wade Wilson @ T.B., 12/16/90 (24 of 34)
 374 Jeff George @ Chi., 11/14/99 (25 of 44)
 370 Daunte Culpepper @ S.D., 11/9/03 (32 of 44)
 366 Sen Salisbury @ Den., 11/4/93 (37 of 47)
 364 Randall Cunningham @ Oak., 9/19/99 (23 of 39)
 363 Jeff George vs. S.D., 11/28/99 (28 of 43)
 363 Daunte Culpepper @ G.B., 11/14/04 (27 of 44)
 361 Steve Dils @ T.B., 9/5/81 (37 of 62)
 361 Wade Wilson vs. N.O., 12/21/86 (24 of 39)
 360 Daunte Culpepper vs. Chi., 9/26/04 (19 of 30)
 359 Randall Cunningham @ Dal., 11/26/98 (17 of 35)
 357 Daunte Culpepper vs. Car., 9/11/00 (22 of 29)
 355 Warren Moon @ Ari., 10/2/94 (29 of 47)
 355 Daunte Culpepper vs. Mia., 9/10/07 (23 of 37)
 352 Christian Ponder @ Was., 10/14/12 (35 of 52)
 349 Warren Moon @ N.E., 11/3/94 (26 of 42)
 348 Randall Cunningham vs. Chi., 12/6/98 (21 of 31)
 344 Todd Bouman vs. Tenn., 12/9/01 (21 of 31)
 347 Fran Tarkenton @ Wash., 11/30/75 (27 of 37)
 347 Fran Tarkenton vs. Det., 11/17/76 (17 of 25)
 347 Sen Salisbury vs. S.D., 11/7/93 (29 of 47)
 345 Randall Cunningham @ Balt., 12/13/98 (32 of 55)
 344 Brett Favre vs. Det., 11/15/09 (20 of 29)
 343 Tommy Kramer @ St.L., 10/25/81 (25 of 55)
 343 Daunte Culpepper @ Phi., 9/20/04 (37 of 47)
 342 Tommy Kramer vs. Chi., 11/28/82 (26 of 35)
 342 Warren Moon @ Ari., 11/12/95 (24 of 43)
 339 Wade Wilson vs. T.B., 10/30/86 (22 of 33)
 338 Warren Moon vs. N.O., 11/19/95 (25 of 32)
 335 Wade Wilson @ T.B., 12/23/88 (22 of 30)
 335 Daunte Culpepper vs. G.B., 12/17/07 (23 of 38)
 334 Brad Johnson vs. T.B., 9/14/97 (19 of 24)
 334 Brett Favre @ Pitt., 10/25/09 (34 of 51)
 333 Tommy Kramer vs. Det., 9/20/81 (25 of 42)
 332 Warren Moon @ T.B., 10/15/95 (33 of 48)
 332 Daunte Culpepper @ N.O., 10/7/01 (23 of 34)
 330 Tommy Kramer @ Atl., 11/23/81 (24 of 47)
 330 Daunte Culpepper @ St.L., 11/30/03 (33 of 47)
 328 Tommy Kramer vs. NYJ, 12/26/82 (26 of 56)
 327 Fran Tarkenton vs. LA Rams, 10/16/66 (21 of 31)
 326 Warren Moon vs. Mia., 9/25/94 (26 of 37)
 324 Tommy Kramer vs. T.B., 11/16/80 (24 of 37)
 322 Tommy Kramer @ S.F., 10/12/86 (26 of 41)
 322 Daunte Culpepper vs. T.B., 9/30/01 (30 of 44)
 320 Tommy Kramer vs. Pitt., 12/22/85 (21 of 36)
 321 Brett Favre @ Chi., 12/28/09 (26 of 40)
 319 Fran Tarkenton vs. LA Rams, 11/19/72 (14 of 28)

Career 100-Yard Rushing Games
 No. Player W-L
 42...Adrian Peterson26-15
 29...Robert Smith22-7
 17...Chuck Foreman16-1
 9...Michael Bennett5-4
 8...Bill Brown4-4
 7...Terry Allen7-0
 6...Tommy Mason2-0

318 Rich Gannon @ Cinn., 9/27/92 (25 of 32)
 317 Fran Tarkenton vs. N.O., 12/17/74 (20 of 29)
 317 Rich Gannon @ N.E., 10/20/91 (35 of 63)
 316 Fran Tarkenton @ Oak., 12/17/78 (23 of 38)
 316 Brad Johnson vs. N.O., 11/18/98 (28 of 38)
 316 Brett Favre vs. NVG., 1/3/10 (25 of 31)
 315 Tommy Kramer @ Atl., 12/15/85 (27 of 43)
 314 Steve Dils @ St.L., 10/30/83 (22 of 38)
 313 Daunte Culpepper @ T.B., 10/29/00 (29 of 53)
 312 Brad Johnson @ NYJ, 11/23/97 (24 of 35)
 312 Daunte Culpepper @ N.O., 12/15/02 (26 of 32)
 312 Daunte Culpepper @ Det., 12/29/02 (21 of 29)
 311 Fran Tarkenton vs. Chi., 9/20/64 (22 of 34)
 311 Tommy Kramer vs. S.D., 10/20/85 (31 of 46)
 309 Tommy Kramer vs. T.B., 12/8/85 (21 of 36)
 309 Wade Wilson @ G.B., 11/26/89 (23 of 38)
 308 Randall Cunningham vs. Chi., 10/10/99 (25 of 47)
 308 Tommy Kramer @ N.E., 12/16/79 (35 of 61)
 307 Fran Tarkenton @ N.O., 11/16/75 (25 of 39)
 306 Warren Moon vs. Chi., 12/1/94 (27 of 48)
 303 Steve Dils vs. G.B., 11/13/83 (21 of 37)
 303 Wade Wilson vs. Cinn., 12/25/89 (19 of 35)
 302 Daunte Culpepper vs. Ariz., 11/12/00 (25 of 32)
 301 Brett Favre vs. S.F., 9/27/09 (24 of 45)
 300 Daunte Culpepper vs. N.O., 9/25/05 (21 of 29)

Career 300-Yard Passing Games

No.	Player	W-L
19	Tommy Kramer	9-10
10	Daunte Culpepper	11-8
9	Warren Moon	5-5
10	Fran Tarkenton	6-3
7	Brett Favre	5-2
7	Wade Wilson	5-2
6	Randall Cunningham	4-2
3	Steve Dils	0-3
3	Brad Johnson	1-2
2	Rich Gannon	1-1
2	Sean Salisbury	1-1
2	Jeff George	2-0
2	Christian Ponder	0-2
1	Joe Kapp	0-0
1	Todd Bouman	0-0
1	Matt Cassel	1-0

RECEIVING

210 Sammy White vs. Det., 11/17/75 (7 rec.)
 210 Randy Moss @ Chi., 11/4/99 (12 rec.)
 202 Paul Flatley @ S.F., 10/24/65 (7 rec.)
 202 Sidney Rice vs. Det., 11/15/09 (7 rec.)
 190 Randy Moss @ G.B., 10/5/98 (5 rec.)
 188 Anthony Carter vs. Det., 11/6/88 (8 rec.)
 184 Anthony Carter @ Dal., 11/26/87 (8 rec.)
 179 Steve Jordan @ Wash., 11/28/86 (6 rec.)
 177 Sammy White vs. Chi., 11/28/82 (10 rec.)
 176 Sidney Rice vs. Bal., 10/18/09 (6 rec.)
 174 Paul Flatley vs. Det., 11/24/63 (6 rec.)
 172 Gene Washington vs. Balt., 9/28/69 (6 rec.)
 172 Randy Moss vs. S.F., 9/28/03 (8 rec.)
 171 Randy Moss vs. NVG., 11/19/01 (10 rec.)
 168 Cris Carter vs. Mia., 9/10/00 (9 rec.)
 168 Randy Moss @ Det., 10/11/00 (9 rec.)
 167 Cris Carter @ Ari., 10/23/94 (14 rec.)
 164 Anthony Carter vs. S.D., 11/7/93 (10 rec.)
 163 Randy Moss @ Dal., 11/26/98 (3 rec.)
 163 Greg Jennings vs. Phi., 12/15/13 (11 rec.)
 162 Hassan Jones @ T.B., 12/16/90 (7 rec.)
 160 Ahmad Rashad vs. Atl., 9/7/80 (11 rec.)
 160 Randy Moss @ St.L., 11/30/03 (10 rec.)
 159 Leo Lewis @ Wash., 11/2/86 (3 rec.)
 159 Randy Moss vs. Tenn., 12/3/01 (7 rec.)
 157 Cris Carter @ Ari., 11/12/95 (12 rec.)
 157 Jake Reed vs. N.O., 11/6/94 (8 rec.)
 156 Paul Flatley vs. Balt., 11/17/63 (7 rec.)
 156 Percy Harvin vs. Den., 12/4/11 (8 rec.)
 155 Randy Moss vs. Det., 1/20/05 (11 rec.)
 153 Jake Reed vs. Chi., 10/28/96 (5 rec.)
 153 Randy Moss vs. G.B., 11/22/98 (8 rec.)
 152 Gene Washington @ NVG., 9/21/89 (7 rec.)
 152 Ahmad Rashad vs. S.F., 9/27/73 (9 rec.)
 151 Ahmad Rashad @ Atl., 11/23/81 (9 rec.)
 151 Cris Carter @ Phil., 10/15/90 (6 rec.)
 151 Cris Carter vs. N.O., 11/5/94 (12 rec.)
 151 Randy Moss vs. Den., 10/19/03 (10 rec.)
 150 Jake Reed @ NY Jets, 11/23/97 (8 rec.)
 150 Randy Moss @ G.B., 9/7/03 (9 rec.)
 150 Marcus Robinson @ Hou., 10/10/04 (9 rec.)
 149 Jake Reed @ Det., 11/23/95 (6 rec.)
 148 Jake Reed @ Atl., 9/8/96 (4 rec.)
 148 Koren Robinson @ Det., 12/4/05 (4 rec.)
 146 Anthony Carter vs. Den., 11/4/90 (5 rec.)
 144 Anthony Carter @ Atl., 12/15/85 (7 rec.)
 144 James Brim vs. G.B., 10/4/87 (6 rec.)
 144 Cris Carter @ Den., 10/31/99 (8 rec.)

144 Randy Moss @ Dal., 11/23/00 (7 rec.)
 144 Randy Moss @ Pitt., 12/2/01 (8 rec.)
 144 Randy Moss @ Det., 12/16/01 (7 rec.)
 142 Jim Phillips vs. LA., 10/16/66 (6 rec.)
 142 Ahmad Rashad vs. Cle., 12/14/80 (9 rec.)
 142 Sammy White @ Buff., 9/16/82 (9 rec.)
 142 Qadry Ismail vs. N.O., 11/19/95 (5 rec.)
 142 Cris Carter @ Sea., 11/10/96 (7 rec.)
 141 Anthony Carter @ G.B., 10/28/90 (9 rec.)
 141 Cris Carter @ Chi., 11/14/99 (9 rec.)
 141 Nate Burleson @ G.B., 11/14/04 (11 rec.)
 141 **Corenne Patterson @ Bal., 12/8/13 (5 rec.)**
 140 Ted Brown vs. Det., 11/9/80 (9 rec.)
 140 Sammy White @ Oak., 9/14/81 (7 rec.)
 140 Hassan Jones vs. Pitt., 9/21/86 (7 rec.)
 140 **Jerome Simpson @ Det., 9/8/13 (7 rec.)**
 139 John Gilliam vs. Chi., 11/25/73 (5 rec.)
 139 John Gilliam @ N.O., 11/16/75 (6 rec.)
 139 Sammy White vs. LA., 9/19/76 (9 rec.)
 139 Ahmad Rashad @ Det., 12/18/77 (8 rec.)
 138 Cris Carter vs. Car., 11/19/00 (8 rec.)
 137 Ray Poage vs. S.F., 9/29/63 (4 rec.)
 137 John Henderson @ Bos., 12/13/70 (8 rec.)
 137 Darrin Nelson vs. G.B., 11/13/83 (7 rec.)
 137 Cris Carter vs. N.O., 11/19/95 (12 rec.)
 136 Jim Lash vs. G.B., 11/17/74 (6 rec.)
 136 Ahmad Rashad vs. G.B., 9/23/79 (9 rec.)
 136 Cris Carter vs. T.B., 12/3/95 (6 rec.)
 136 Cris Carter vs. S.D., 11/28/99 (11 rec.)
 136 Randy Moss vs. G.B., 12/17/00 (4 rec.)
 136 Visanthe Shinncoe vs. Atl., 12/21/08 (7 rec.)
 136 Sidney Rice @ Pit., 10/25/10 (10 rec.)
 135 Cris Carter @ Dal., 11/26/98 (7 rec.)
 134 Rickey Young @ N.O., 9/3/78 (12 rec.)
 134 Cris Carter @ Den., 11/14/93 (6 rec.)
 134 Jake Reed @ Oak., 11/17/95 (4 rec.)
 134 Jake Reed vs. Phil., 9/28/97 (6 rec.)
 134 Randy Moss vs. Atl., 12/1/02 (9 rec.)
 134 Nate Burleson @ N.O., 10/17/04 (6 rec.)
 134 Nate Burleson @ Det., 12/19/04 (5 rec.)
 133 Paul Flatley vs. G.B., 11/21/65 (6 rec.)
 133 Gene Washington @ Chi., 10/27/68 (6 rec.)
 133 Randy Moss vs. Sea., 12/7/03 (8 rec.)
 133 Percy Harvin @ Was., 10/14/12 (11 rec.)
 132 Mike Jones @ LA Raiders, 10/14/84 (5 rec.)
 132 Anthony Carter vs. Phil., 12/22/85 (6 rec.)
 132 Hassan Jones @ Dal., 11/13/88 (3 rec.)
 131 Chuck Foreman @ Dal., 10/6/74 (5 rec.)
 131 Sammy White vs. Dal., 10/17/79 (7 rec.)
 131 Jake Reed vs. T.B., 9/14/97 (6 rec.)
 131 Randy Moss vs. G.B., 12/20/99 (5 rec.)
 131 Cris Carter @ NYG, 12/26/99 (5 rec.)
 131 Bernard Berrian vs. Det., 10/12/08 (5 rec.)
 130 Charley Ferguson @ Chi., 11/11/62 (3 rec.)
 130 Leo Lewis vs. Wash., 11/20/70 (7 rec.)
 130 Randy Moss @ G.B., 11/6/00 (6 rec.)
 129 John Henderson @ Atl., 12/20/70 (7 rec.)
 129 John Gilliam vs. Det., 11/11/73 (5 rec.)
 129 Jake Reed vs. G.B., 9/22/96 (7 rec.)
 128 Bill Brown @ Chi., 12/13/64 (3 rec.)
 127 Cris Carter vs. LA Raiders, 12/22/90 (8 rec.)
 127 Jake Reed vs. Mia., 9/25/94 (9 rec.)
 127 Randy Moss vs. S.D., 11/28/99 (7 rec.)
 126 Bob Grim @ Det., 9/20/71 (7 rec.)
 126 Moe Williams @ S.D., 11/9/03 (11 rec.)
 126 Percy Harvin vs. Ari., 11/17/10 (9 rec.)
 125 Randy Moss @ Det., 10/17/99 (10 rec.)
 125 Randy Moss vs. NVG, 10/26/03 (7 rec.)
 124 Anthony Carter @ Phil., 12/1/85 (5 rec.)
 124 Cris Carter @ Cinn., 9/27/92 (11 rec.)
 124 Cris Carter vs. Chi., 12/1/94 (9 rec.)
 124 Cris Carter vs. Cle., 12/9/95 (8 rec.)
 124 **Jerome Simpson vs. Pit., 9/29/13 (7 rec.)**
 123 Gordon Smith @ S.F., 11/26/61 (5 rec.)
 123 Anthony Carter @ T.B., 10/23/88 (6 rec.)
 123 Anthony Carter vs. Hou., 9/10/89 (7 rec.)
 122 Gene Washington @ Chi., 10/11/70 (8 rec.)
 122 Randy Moss vs. Chi., 10/19/99 (8 rec.)
 122 Bernard Berrian vs. Chi., 11/30/08 (4 rec.)
 121 Ahmad Rashad vs. S.F., 12/4/77 (7 rec.)
 121 Jake Reed vs. NYJ, 11/20/94 (5 rec.)
 121 Cris Carter @ Buff., 8/31/97 (8 rec.)
 120 Sammy White @ Mia., 12/11/76 (9 rec.)
 120 Sammy White vs. T.B., 11/16/80 (6 rec.)
 120 Terry LeCount @ S.D., 10/11/81 (6 rec.)
 120 Sammy White @ St.L. Cards, 10/25/81 (7 rec.)
 120 Randy Moss vs. T.B., 10/3/99 (4 rec.)
 120 Randy Moss @ S.D., 11/9/03 (11 rec.)
 119 Tommy Mason vs. LA Rams, 11/25/62 (6 rec.)
 119 Gene Washington vs. Cle., 11/9/69 (7 rec.)
 119 Jake Reed @ G.B., 9/21/97 (9 rec.)
 119 Cris Carter @ G.B., 10/5/98 (8 rec.)
 119 Cris Carter vs. Ariz., 11/12/00 (11 rec.)
 119 Randy Moss vs. Chi., 10/27/02 (9 rec.)
 119 Randy Moss vs. Chi., 9/26/04 (7 rec.)
 118 Hugh McElhenry vs. G.B., 10/14/62 (5 rec.)
 118 Paul Flatley vs. G.B., 10/3/66 (5 rec.)

118 Sam McCullum @ K.C., 12/14/74 (6 rec.)
 118 Chuck Foreman vs. NVG, 10/17/76 (8 rec.)
 118 Anthony Carter vs. Cinn., 12/25/89 (7 rec.)
 118 Cris Carter vs. Pho. Cards, 10/13/91 (6 rec.)
 118 Jake Reed @ Chi., 9/7/97 (12 rec.)
 118 Randy Moss vs. T.B., 10/9/00 (5 rec.)
 117 John Gilliam vs. N.E., 10/27/74 (5 rec.)
 117 Ahmad Rashad vs. T.B., 10/28/79 (7 rec.)
 117 Anthony Carter @ LA Rams, 9/20/87 (4 rec.)
 117 Jake Reed @ T.B., 11/1/98 (6 rec.)
 117 Qadry Ismail @ NVG, 10/10/94 (7 rec.)
 117 Bill Brown @ LA Rams, 11/19/72 (5 rec.)
 117 John Gilliam vs. Phil., 12/21/73 (6 rec.)
 116 Rickey Young @ N.E., 12/16/79 (15 rec.)
 116 Cris Carter vs. N.E., 11/29/97 (8 rec.)
 116 Cris Carter vs. Dal., 11/8/99 (9 rec.)
 115 Ahmad Rashad @ Oak., 12/17/78 (5 rec.)
 115 Ted Brown vs. Det., 9/20/81 (9 rec.)
 115 Joe Senser vs. NYJ, 12/26/82 (10 rec.)
 115 Cris Carter vs. Hou. Oilers, 10/8/95 (12 rec.)
 115 Cris Carter @ T.B., 10/29/00 (7 rec.)
 115 Randy Moss vs. G.B., 11/17/02 (6 rec.)
 115 Kelly Campbell @ Oak., 11/16/03 (5 rec.)
 115 Percy Harvin vs. Chi., 10/12 (10 rec.)
 114 Cris Carter @ N.E., 11/1/10 (91 rec.)
 113 Tommy Mason vs. Phil., 10/28/62 (4 rec.)
 113 Anthony Carter vs. Phil., 9/25/88 (6 rec.)
 113 Cris Carter @ Wash., 12/31/93 (7 rec.)
 113 Randy Moss @ N.O., 12/15/02 (11 rec.)
 112 Jerry Reichow vs. LA Rams, 12/3/61 (6 rec.)
 112 Jim Lash vs. N.O., 12/17/74 (3 rec.)
 112 Sammy White @ Chi., 12/5/81 (8 rec.)
 112 Steve Jordan vs. G.B., 9/28/86 (6 rec.)
 112 Cris Carter vs. G.B., 12/21/91 (7 rec.)
 112 Sidney Rice vs. NVG., 11/15/09 (7 rec.)
 111 John Gilliam vs. N.O., 11/5/72 (4 rec.)
 111 John Gilliam vs. Chi., 12/3/72 (5 rec.)
 111 Anthony Carter @ Det., 11/9/86 (5 rec.)
 111 Cris Carter vs. Det., 11/24/91 (7 rec.)
 111 Anthony Carter @ Den., 11/14/93 (4 rec.)
 111 Cris Carter @ Buff., 12/11/94 (9 rec.)
 111 Jake Reed @ Cinn., 12/24/95 (5 rec.)
 111 Cris Carter @ Chi., 10/15/00 (8 rec.)
 111 Cris Carter vs. Det., 10/14/01 (8 rec.)
 111 Randy Moss vs. Buf., 9/15/02 (11 rec.)
 111 Randy Moss vs. K.C., 12/20/03 (7 rec.)
 111 Michael Jenkins vs. G.B., 10/23/11 (3 rec.)
 111 Tony Galbreath vs. T.B., 11/6/83 (11 rec.)
 111 Mike Jones @ T.B., 10/17/84 (6 rec.)
 110 Terry Allen @ LA Rams, 11/22/62 (10 rec.)
 110 Randy Moss vs. Buff., 10/22/00 (5 rec.)
 110 Randy Moss vs. Mia., 12/1/02 (7 rec.)
 110 Nate Burleson @ G.B., 12/24/04 (2 rec.)
 110 Bernard Berrian @ N.O., 10/6/08 (6 rec.)
 109 Bill Brown vs. St.L., 10/8/67 (3 rec.)
 109 John Gilliam @ Det., 9/24/72 (4 rec.)
 109 John Gilliam vs. N.O., 10/1/74 (5 rec.)
 109 Ahmad Rashad vs. Chi., 10/10/76 (7 rec.)
 109 Ted Brown @ S.D., 11/1/81 (5 rec.)
 109 Anthony Carter vs. Det., 10/15/92 (5 rec.)
 109 Cris Carter vs. Wash., 10/18/98 (5 rec.)
 109 Randy Moss @ Det., 12/29/02 (6 rec.)
 108 Jake Reed @ G.B., 9/26/99 (6 rec.)
 108 Percy Harvin vs. Ten., 10/7/12 (8 rec.)
 107 Paul Flatley @ G.B., 11/10/63 (3 rec.)
 107 John Gilliam @ S.F., 10/14/73 (7 rec.)
 107 Ahmad Rashad vs. Phil., 12/3/78 (9 rec.)
 107 Terry LeCount vs. S.F., 9/18/83 (9 rec.)
 107 Sammy White vs. Dal., 10/2/83 (3 rec.)
 107 Jake Reed vs. Dal., 9/27/92 (11 rec.)
 107 Cris Carter @ Chi., 9/7/99 (9 rec.)
 107 Cris Carter vs. Buff., 10/22/00 (5 rec.)
 106 Charley Ferguson @ Pitt., 11/3/62 (4 rec.)
 106 Ray Poage vs. G.B., 10/13/63 (3 rec.)
 106 John Gilliam @ G.B., 10/29/72 (6 rec.)
 106 Chuck Foreman @ N.O., 9/12/76 (7 rec.)
 106 Hassan Jones vs. G.B., 9/28/86 (6 rec.)
 106 Anthony Carter vs. Chi., 12/6/87 (3 rec.)
 106 Anthony Carter @ T.B., 12/16/90 (8 rec.)
 106 Cris Carter @ G.B., 12/19/93 (6 rec.)
 106 Randy Moss vs. Chi., 12/6/98 (8 rec.)
 106 Randy Moss vs. Car., 11/19/00 (5 rec.)
 105 Paul Flatley vs. LA Rams, 11/7/65 (5 rec.)
 105 John Gilliam @ LA Rams, 11/19/72 (4 rec.)
 105 Chuck Foreman vs. NYJ, 10/12/75 (9 rec.)
 105 Cris Carter @ NYJ, 11/23/97 (6 rec.)
 105 Sidney Rice vs. Buf., 12/5/10 (5 rec.)
 104 Sammy White vs. Det., 10/9/77 (4 rec.)
 104 Mike Jones vs. T.B., 12/8/15 (4 rec.)
 104 Anthony Carter vs. Chi., 11/21/93 (9 rec.)
 104 Randy Moss vs. Ariz., 11/12/00 (7 rec.)
 104 Onterio Smith vs. Chi., 9/26/04 (6 rec.)
 104 Randy Moss vs. Seattle, 12/12/04 (4 rec.)
 104 Bernard Berrian vs. Hou., 11/2/08 (2 rec.)
 104 Percy Harvin @ N.E., 10/31/10 (6 rec.)
 104 Percy Harvin @ Ind., 9/16/12 (12 rec.)
 103 Jerry Reichow vs. Chi., 9/17/61 (3 rec.)

103	Tom Hall @ G.B., 10/4/64 (7 rec.)
103	Ahmad Rashad @ S.F., 11/19/76 (6 rec.)
103	Anthony Carter @ G.B., 11/26/89 (6 rec.)
103	Hassan Jones vs. N.O., 9/16/90 (4 rec.)
102	John Gilliam vs. Hou., 10/13/74 (2 rec.)
102	Ahmad Rashad @ LA Rams, 12/2/79 (6 rec.)
102	Anthony Carter vs. Chi., 9/19/85 (4 rec.)
102	Anthony Carter @ Det., 11/17/85 (6 rec.)
102	Randy Moss @ Det., 12/19/04 (4 rec.)
102	Troy Williamson vs. Car., 9/17/06 (6 rec.)
101	Gene Washington @ Bos., 12/13/70 (7 rec.)
101	Bob Grim @ G.B., 10/17/71 (7 rec.)
101	Joe Senser vs. T.B., 11/19/81 (8 rec.)
101	Leo Lewis @ Det., 9/23/84 (5 rec.)
101	Hassan Jones vs. T.B., 9/30/90 (5 rec.)
101	Adrian Cooper vs. NYJ, 11/20/94 (7 rec.)
101	Qadry Ismail vs. T.B., 11/27/94 (6 rec.)
101	Percy Harvin vs. Chi., 11/29/09 (6 rec.)
100	Sammy White @ Det., 9/30/79 (6 rec.)
100	Joe Senser @ S.D., 10/11/81 (7 rec.)
100	Joe Senser @ St. L., 10/25/81 (5 rec.)
100	Hassan Jones vs. N.O., 12/21/86 (5 rec.)
100	Cris Carter vs. NYJ, 11/20/94 (9 rec.)
100	Jake Reed vs. Oak., 9/19/99 (5 rec.)
100	Percy Harvin @ Phi., 12/26/10 (7 rec.)

Career 100-Yard Receiving Games

No.	Player	W-L
41	...Randy Moss	29-12
40	...Cris Carter	30-10
22	...Anthony Carter	12-10
18	...Jake Reed	7-11
13	...John Gilliam	12-1
13	...Sammy White	6-6-1
13	...Ahmad Rashad	8-5
9	...Percy Harvin	5-4
7	...Paul Flatley	3-4
7	...Hassan Jones	5-2
6	...Gene Washington	4-2
5	...Sidney Rice	4-1
4	...Bernard Berrian	4-0
4	...Chuck Foreman	4-0
4	...Joe Senser	2-2
4	...Nate Burleson	2-2
3	...Qadry Ismail	2-1
3	...Bill Brown	2-1
3	...Ted Brown	3-0
3	...Leo Lewis	1-2
3	...Mike Jones	2-1
2	...Jerry Reichow	2-0
2	...Tommy Mason	1-1
2	...Charley Ferguson	0-2
2	...Ray Poage	1-1
2	...John Henderson	2-0

2	...Bob Grim	2-0
2	...Jim Lash	2-0
2	...Rickey Young	0-2
2	...Terry LeCount	1-1
2	...Steve Jordan	1-1
2	...Jerome Simpson	1-1
1	...Gordie Smith	0-1
1	...Hugh McElhenny	0-1
1	...Tom Hall	1-0
1	...Jim Phillips	1-0
1	...Sam McCullum	1-0
1	...Terry Allen	1-0
1	...Tony Galbreath	1-0
1	...Darrin Nelson	0-1
1	...James Brim	0-1
1	...Adrian Cooper	0-1
1	...Moe Williams	0-1
1	...Kelly Campbell	0-1
1	...Marcus Robinson	1-0
1	...Osterio Smith	1-0
1	...Koren Robinson	1-0
1	...Troy Williamson	1-0
1	...Vishanthe Shiancoe	0-1
1	...Michael Jenkins	0-1
1	...Greg Jennings	0-0
1	...Cordarrelle Patterson	0-1

BOLD indicates current Vikings players

VIKINGS ALL-TIME SCORING

PLAYER	YRS	TDR	TDP	TDRt	FGM/FGA (type of return)	1PT	2PT	SAF	POINTS
Fred Cox, K, 1963-77	15	0	0	0	282/455	519/539	0	0	1,365
Cris Carter, WR, 1990-2001	12	0	110	0	-/-	-/-	5	0	670
Ryan Longwell, K, 2006-11	6	0	0	0	135/157	228/233	0	0	633
Fuad Revez, K, 1990-95	6	0	0	0	133/171	199/201	0	0	598
Randy Moss, WR, 1998-2004, 10	8	0	92	1	(1 PR)	-/-	3	0	564
Adrian Peterson, RB, 2007-13	7	86	5	0	0	0	1	0	548
Gary Anderson, K, 1998-2002	5	0	0	0	109/129	215/217	0	0	542
Bill Brown, RB, 1962-74	13	52	23	1	(1 KO)	-/-	0	0	456
Chuck Foreman, RB, 1973-79	7	52	23	0	-/-	-/-	0	0	450
Rick Danmeier, K, 1978-83	6	0	0	0	70/106	154/167	0	0	364
Anthony Carter, WR, 1985-93	9	2	52	0	-/-	-/-	0	0	324
Ted Brown, RB, 1979-86	8	40	13	0	-/-	-/-	0	0	318
Sammy White, WR, 1976-86	11	0	50	0	-/-	-/-	0	0	300
Chuck Nelson, K, 1986-88	3	0	0	0	55/77	128/133	0	0	293
Blair Walsh, K, 2012-13	2	0	0	0	(61/68)	79/80	0	0	262
Tommy Mason, RB, 1961-66	6	28	11	0	-/-	-/-	0	0	234
Robert Smith, RB, 1993-2000	8	32	6	0	-/-	-/-	1	0	230
Dave Osborn, RB, 1965-75	11	29	7	0	-/-	-/-	0	0	216
Ahmad Rashad, WR, 1976-82	7	0	34	0	-/-	-/-	0	0	204
Jake Reed, WR, 1991-99, 2001	10	0	33	0	-/-	-/-	1	0	200
Daunte Culpepper, QB, 1999-2005	7	29	0	0	-/-	-/-	4	0	182
Jan Stenerud, K, 1984-85	2	0	0	0	35/49	71/74	0	0	176
Percy Harvin, WR, 2009-12	4	4	20	5	(5 KR)	-/-	1	0	175
Steve Jordan, TE, 1982-94	13	1	28	0	-/-	-/-	0	0	174
John Gilliam, WR, 1972-75	4	1	27	0	-/-	-/-	0	0	168
Alfred Anderson, RB, 1984-91	8	22	5	0	-/-	-/-	0	0	162
Leroy Hoard, RB, 1996-99	4	26	1	0	-/-	-/-	0	0	162
Terry Allen, RB, 1990-94	5	23	3	0	-/-	-/-	0	0	158
Moe Williams, RB, 1996-2000, 02-05	9	21	4	1	(1 KR)	-/-	1	0	158
Herschel Walker, RB, 1989-91	3	20	5	1	(1 KR)	-/-	0	0	155
Rickey Young, RB, 1978-83	6	10	14	0	-/-	-/-	0	0	144
Hassan Jones, WR, 1986-92	7	0	24	0	-/-	-/-	0	0	144
Vishanthe Shiancoe, TE, 2007-11	5	0	24	0	-/-	-/-	0	0	144
Gene Washington, WR, 1967-72	6	0	23	0	-/-	-/-	0	0	138
Darrin Nelson, RB, 1982-89, 91-92	10	18	5	0	-/-	-/-	0	0	138
Fran Tarkenton, QB, 1961-66, 72-78	13	22	0	0	-/-	-/-	0	0	132
Chester Taylor, RB, 2006-09	4	18	3	0	-/-	-/-	0	0	126
Clinton Jones, RB, 1967-72	6	19	0	1	(1 KR)	-/-	0	0	120
Rich Karlis, K, 1989	1	0	0	0	31/39	77/78	0	0	114
Jerry Reichow, WR, 1961-64	4	0	19	0	-/-	-/-	0	0	114
Allen Rice, RB, 1984-90	7	13	6	0	-/-	-/-	0	0	114
Sidney Rice, WR, 2007-10	4	0	18	0	-/-	-/-	0	0	108
Stu Voigt, TE, 1970-80	11	1	17	0	-/-	-/-	0	0	108
Benny Ricardo, K, 1983-84	2	0	0	0	25/33	33/34	0	0	108
Paul Edinger, K, 2005	1	0	0	0	25/34	31/31	0	0	106
Marcus Robinson, WR, 2004-06	3	0	17	1	-/-	-/-	1	0	104
Paul Flatley, WR, 1963-67	5	0	17	0	-/-	-/-	0	0	102
Leo Lewis, WR, 1981-91	11	0	16	1	(1 PR)	-/-	0	0	102
Michael Bennett, RB, 2001-2005	5	12	5	0	-/-	-/-	0	0	102
Aaron Elling, K, 2003-04	2	0	0	0	18/25	48/48	0	0	102
Morten Andersen, K, 2004	1	0	0	0	18/22	45/45	0	0	99
Joe Senser, TE, 1979-84	6	0	16	0	-/-	-/-	0	0	96
Scott Sisson, K, 1996	1	0	0	0	22/29	30/30	0	0	96
Kyle Rudolph, TE, 2011-13	3	0	15	0	0	0	1	0	92
Nate Burleson, WR, 2003-05	3	0	12	1	(1 PR)	-/-	1	0	80
Gordon Smith, TE, 1961-65	5	0	13	0	-/-	-/-	0	0	78
John Beasley, TE, 1967-73	7	0	12	1	(1 FR)	-/-	0	0	78

PLAYER	YRS	TDR	TDP	TDRt	FGM/FGA (type of return)	1PT	2PT	SAF	POINTS
Rick Fenney, RB, 1987-91	5	11	2	0	0	-/-	0	0	78
Bernard Berrian, WR, 2008-11	4	0	11	1	-/-	-/-	0	0	72
Qadry Ismail, WR, 1993-96	4	0	12	0	0	0	0	0	72
Mike Mercer, K, 1961-62	2	0	0	0	9/26	39/40	0	0	66
Jim Lindsey, RB, 1968-72	7	6	4	1	(1 FR)	-/-	0	0	66
Oscar Reed, RB, 1968-74	7	8	3	0	-/-	-/-	0	0	66
Ed Marinaro, RB, 1972-75	4	4	7	0	-/-	-/-	0	0	66
Jim Christopherson, K, 1962	1	0	0	0	11/20	28/28	0	0	61
Donald Igwebulike, K, 1990	1	0	0	0	14/16	19/19	0	0	61
Brent McClanahan, RB, 1973-80	8	6	4	0	0	0	0	0	60
Eddie Murray, K, 1997	1	0	0	0	12/17	23/24	0	0	59
Onterio Smith, RB, 2003-04	2	7	2	0	-/-	-/-	2	0	58
Bob Grim, WR, 1967-71, 76-77	7	0	9	0	-/-	-/-	0	0	54
John Henderson, WR, 1968-72	5	0	9	0	-/-	-/-	0	0	54
Tommy Kramer, QB, 1977-89	13	8	1	0	-/-	-/-	0	0	54
Wade Wilson, QB, 1981-91	11	9	0	0	-/-	-/-	0	0	54
Tony Galbreath, RB, 1981-83	3	7	2	0	-/-	-/-	0	0	54
D.J. Dozier, RB, 1987-91	5	7	2	0	-/-	-/-	0	0	54
Andrew Glover, TE, 1997-99	3	0	9	0	-/-	-/-	0	0	54
Cordarelle Patterson, WR, 2013	1	3	4	2	0	-/-	0	0	54
Hal Bedsole, TE, 1964-66	3	0	8	0	-/-	-/-	0	0	48
Robert Miller, RB, 1975-80	6	7	1	0	-/-	-/-	0	0	48
Kelly Campbell, WR, 2002-04	3	0	8	0	-/-	-/-	0	0	48
Toby Gerhart, RB, 2010-13	4	5	3	0	-/-	-/-	0	0	48
Hugh McElhenny, RB, 1961-62	2	3	3	1	(1 PR)	-/-	0	0	42
Tom Hall, WR, 1964-66, 68-69	5	0	7	0	-/-	-/-	0	0	42
Jim Phillips, WR, 1965-67	3	0	7	0	-/-	-/-	0	0	42
Terry LeCount, WR, 1979-83	5	0	7	0	-/-	-/-	0	0	42
Bob Bruer, TE, 1980-84	5	0	7	0	-/-	-/-	0	0	42
Scottie Graham, RB, 1993-96	4	7	0	0	-/-	-/-	0	0	42
Amp Lee, RB, 1994-96	3	2	5	0	-/-	-/-	0	0	42
Jim Kleinsasser, FB/TE, 1999-2011	13	1	6	0	0	0	0	0	42
Travis Taylor, WR, 2005-06	2	0	7	0	-/-	-/-	0	0	42
Charley Ferguson, WR, 1962	1	0	6	0	-/-	-/-	0	0	36
Ed Sharockman, S, 1962-72	11	0	6	0	(3 INT, 2 BP, 1 FR)	-/-	0	0	36
Roger Craig, RB, 1992-93	2	5	1	0	-/-	-/-	0	0	36
Mewelde Moore, RB, 2004-07	4	1	3	1	(2 PR)	-/-	0	0	36
Jermaine Wiggins, TE, 2004-06	3	0	6	0	-/-	-/-	0	0	36
Christian Ponder, QB, 2011-13	3	6	0	0	-/-	-/-	0	0	36
Charles Evans, RB, 1993-98	6	4	1	0	-/-	-/-	1	0	32
Greg Davis, K, 1997	1	0	0	0	7/10	10/10	0	0	31
Antoine Winfield, CB, 2004-12	9	0	0	5	(2 INT, 2 FR, 1 BLK)	-/-	0	0	30
Joe Kapp, QB, 1967-69	3	5	0	0	-/-	-/-	0	0	30
Sam McCullum, WR, 1974-75, 82-83	4	0	5	0	-/-	-/-	0	0	30
Bob Tucker, TE, 1977-80	4	0	5	0	-/-	-/-	0	0	30
Mike Mularkey, TE, 1983-88	6	0	5	0	-/-	-/-	0	0	30
Mike A. Jones, WR, 1983-85	3	0	5	0	-/-	-/-	0	0	30
Jim Gustafson, WR, 1985-90	6	0	5	0	-/-	-/-	0	0	30
David Palmer, RB, 1994-2000	7	1	1	3	(2 PR, 1 KO)	-/-	0	0	30
D'Wayne Bates, WR, 2002-2003	2	0	5	0	-/-	-/-	0	0	30
Ciatrick Fason, RB, 2005-06	2	5	0	0	-/-	-/-	0	0	30
Bobby Wade, WR, 2007-08	2	0	5	0	-/-	-/-	0	0	30
Michael Jenkins, WR, 2011-12	2	0	5	0	-/-	-/-	0	0	30
Jarius Wright, WR, 2012-13	2	0	5	0	-/-	-/-	0	0	30
Andrew Jordan, TE, 1994-97, 99-01	7	0	4	0	-/-	-/-	2	0	28
Tanvaris Jackson, QB, 2006-10	5	4	0	0	-/-	-/-	2	0	28
Chris Walsh, WR, 1994-2002	9	0	4	0	-/-	-/-	1	0	26
Mel Triplett, RB, 1961-62	2	3	1	0	-/-	-/-	0	0	24
Tom Wilson, RB, 1963	1	4	0	0	-/-	-/-	0	0	24
Preston Carpenter, WR, 1966	1	0	4	0	-/-	-/-	0	0	24
Bobby Bryant, CB, 1968-80	13	0	0	4	(3 INT, 1 FR)	-/-	0	0	24
Paul Krause, S, 1968-79	12	0	0	4	(2 INT, 2 FR)	-/-	0	0	24
Jim Lash, WR, 1973-76	4	0	3	1	(1 FR)	-/-	0	0	24
Joey Browner, S, 1983-91	9	0	0	4	(3 INT, 1 FR)	-/-	0	0	24
Anthony Parker, CB, 1992-94	3	0	0	4	(2 FR, 2 INT)	-/-	0	0	24
Dewayne Washington, CB, 1994-97	4	0	0	4	(3 INT, 1 FR)	-/-	0	0	24
Orlando Thomas, S, 1995-2001	7	0	0	4	(2 FR, 2 INT)	-/-	0	0	24
Matthew Hatchette, WR, 1997-2000	4	0	4	0	-/-	-/-	0	0	24
TEAM, 1961-2013	53	0	0	0	-/-	-/-	0	12	24
Kevin Williams, DT, 2003-13	11	0	0	4	(2 FR, 2 INT)	-/-	0	0	24
Joe Webb, QB/WR, 2010-13	4	4	0	0	-/-	-/-	0	0	24
Greg Jennings, WR, 2013	1	0	4	0	-/-	-/-	0	0	24
Brad Johnson, QB, 1992-98, 2005-06	9	2	1	0	-/-	-/-	2	0	22
Roy Winston, LB, 1962-76	15	0	0	3	(2 FR, 1 INT)	-/-	0	1	20
Mike Merriweather, LB, 1989-92	4	0	0	3	(2 INT, 1 FR)	-/-	0	1	20
Doug Brien, K, 2002	1	0	0	0	5/6	5/7	0	0	20
Jared Allen, DE, 2008-13	5	0	0	2	(1 FR, 1 INT)	-/-	0	4	20
Rip Hawkins, LB, 1961-65	5	0	0	3	(3 INT)	-/-	0	0	18
Carl Hilton, TE, 1986-89	4	0	3	0	-/-	-/-	0	0	18
Rich Gannon, QB, 1987-92	6	3	0	0	-/-	-/-	0	0	18
James Brim, WR, 1987	1	1	2	0	-/-	-/-	0	0	18
Audray McMillian, CB, 1989-93	5	0	0	3	(3 INT)	-/-	0	0	18
Jimmy Hitchcock, CB, 1998-99	2	0	0	3	(3 INT)	-/-	0	0	18
Johnny McWilliams, TE, 2000	1	0	3	0	-/-	-/-	0	0	18
Byron Chamberlain, TE, 2001-02	2	0	3	0	-/-	-/-	0	0	18

PLAYER	YRS	TDR	TDP	TDRt	FGM/FGA (type of return)	1PT	2PT	SAF	POINTS
Koren Robinson, WR, 2005	1	1	1	1	(1 KR)	-/-	0	0	18
Daren Sharper, S, 2005-08	4	0	0	3	(3 INT)	-/-	0	0	18
Troy Williamson, WR, 2005-07	3	0	3	0	-/-	-/-	0	0	18
Billy McMullen, WR, 2006	1	0	2	1	(1 FR)	-/-	0	0	18
Artose Pinner, RB, 2006	1	3	0	0	-/-	-/-	0	0	18
Jeff Dugan, TE/FB, 2004-10	7	0	3	0	-/-	-/-	0	0	18
Matt Asiata, RB, 2012-13	2	3	0	0	-/-	-/-	0	0	18
Alan Page, DT, 1967-78	12	0	0	2	(1 FR, 1 INT)	-/-	0	2	16
Chris Dolesman, DE, 1985-93	10	0	0	2	(2 INT)	-/-	0	2	16
Wally Hilgenberg, LB, 1968-79	12	0	0	2	(1 INT, 1 BP)	-/-	0	1	14
Issiac Holt, CB, 1985-89	5	0	0	2	(1 INT, 1 BP)	-/-	0	1	14
Henry Thomas, DT, 1987-94	8	0	0	2	(2 FR)	-/-	0	1	14
Raymond Hayes, RB, 1961	1	2	0	0	-/-	-/-	0	0	12
Dave Middleton, WR, 1961	1	0	2	0	-/-	-/-	0	0	12
Doug Mayberry, RB, 1961-62	2	1	1	0	-/-	-/-	0	0	12
Billy Butler, RB/S, 1962-64	3	0	0	2	(1 INT, 1 PR)	-/-	0	0	12
Ray Poage, WR, 1963	1	0	2	0	-/-	-/-	0	0	12
Earsell Mackbee, CB, 1965-69	5	0	0	2	(1 INT, 1 FR)	-/-	0	0	12
Phil King, RB, 1965-66	2	0	2	0	-/-	-/-	0	0	12
Dale Hackbart, CB, 1966-70	5	0	0	2	(2 INT)	-/-	0	0	12
Bob Lee, QB, 1969-72, 75-78	8	2	0	0	-/-	-/-	0	0	12
Terry Brown, S, 1972-75	4	0	0	2	(1 INT, 1 FR)	-/-	0	0	12
Matt Blair, LB, 1974-85	12	0	0	2	(1 BP, 1 FR)	-/-	0	0	12
Sammy Johnson, RB, 1976-78	3	2	0	0	-/-	-/-	0	0	12
Willie Teal, CB, 1980-86	7	0	0	2	(1 INT, 1 FR)	-/-	0	0	12
Charlie Johnson, NT, 1982-84	3	0	0	2	(2 FR)	-/-	0	0	12
Carl Lee, CB, 1983-93	11	0	0	2	(2 INT)	-/-	0	0	12
Chris Martin, LB, 1983-88	6	0	0	2	(2 FR)	-/-	0	0	12
Najee Mustafa, CB, 1987-92	6	0	0	2	(1 INT, 1 FR)	-/-	0	0	12
Al Noga, DE, 1988-92	5	0	0	2	(1 INT, 1 FR)	-/-	0	0	12
Brent Novoselsky, TE, 1989-94	6	0	2	0	-/-	-/-	0	0	12
Mike L. Jones, TE, 1990-91	2	0	2	0	-/-	-/-	0	0	12
Carlos Jenkins, LB, 1991-94	4	0	0	2	(1 INT, 1 FR)	-/-	0	0	12
Mike Tice, TE, 1992-93, '95	4	0	2	0	-/-	-/-	0	0	12
Barry Word, RB, 1993	1	2	0	0	-/-	-/-	0	0	12
Dwayne Rudd, LB, 1997-00	4	0	0	2	(2 FR)	-/-	0	0	12
Travis Prentice, RB, 2001	1	2	0	0	-/-	-/-	0	0	12
Corey Chavous, S, 2002-05	3	0	0	2	(2 INT)	-/-	0	0	12
Naufahu Tahf, FB, 2006-10	5	0	1	0	-/-	-/-	0	0	12
Harrison Smith, S, 2012-13	2	0	0	2	(2 INT)	-/-	0	0	12
Marcus Sherels, CB, 2010-13	4	0	0	2	(2 PR)	-/-	0	0	12
Teddy Garcia, K, 1989	1	0	0	0	1/5	8/8	0	0	11
Carl Eller, DE, 1964-78	15	0	0	1	(1 FR)	-/-	0	2	10
Randy Holloway, DE, 1978-84	7	0	0	1	(1 FR)	-/-	0	2	10
Jim Marshall, DE, 1961-79	19	0	0	1	(1 FR)	-/-	0	1	8
Jim Prestel, DE, 1961-65	5	0	0	1	(1 INT)	-/-	0	1	8
Tommy Hannon, S, 1977-84	8	0	0	1	(1 INT)	-/-	0	1	8
Hunter Goodwin, TE, 1996-98, '02-03	5	0	1	0	-/-	-/-	1	0	8
Randall Cunningham, QB, 1997-99	3	1	0	0	-/-	-/-	1	0	8
Dale Dawson, K, 1987	1	0	0	0	1/5	4/4	0	0	7
Bob Schnelker, WR, 1961	1	0	1	0	-/-	-/-	0	0	6
A.D. Williams, WR, 1961	1	0	1	0	-/-	-/-	0	0	6
Oscar Donahue, TE, 1962	1	0	1	0	-/-	-/-	0	0	6
Bob Reed, RB, 1962-63	2	0	1	0	-/-	-/-	0	0	6
Steve Stonebreaker, TE, 1962-63	2	0	1	0	-/-	-/-	0	0	6
Don Hultz, DE, 1963	1	0	0	1	(1 INT)	-/-	0	0	6
Mike Reilly, LB, 1963	1	0	0	1	(1 BP)	-/-	0	0	6
Jim Boylan, WR, 1963-64	2	0	1	0	-/-	-/-	0	0	6
Ron Vanderkelen, QB, 1963-67	5	1	0	0	-/-	-/-	0	0	6
Bill McWatters, RB, 1964	1	1	0	0	-/-	-/-	0	0	6
George Rose, CB, 1964-66	3	0	0	1	(1 INT)	-/-	0	0	6
Bill Barnes, RB, 1965-66	2	1	0	0	-/-	-/-	0	0	6
Lance Rentzel, WR, 1965-66	2	0	0	1	(1 KO)	-/-	0	0	6
Lonnie Warwick, LB, 1965-72	8	0	0	1	(1 BP)	-/-	0	0	6
Jim Hargrove, LB, 1967-70	4	0	0	1	(1 BP)	-/-	0	0	6
Billy Martin, TE, 1968	1	0	1	0	-/-	-/-	0	0	6
Mike McGill, LB, 1968-70	3	0	0	1	(1 FR)	-/-	0	0	6
Charlie West, S, 1968-73	6	0	0	1	(1 PR)	-/-	0	0	6
Kent Kramer, TE, 1969-70	2	0	1	0	-/-	-/-	0	0	6
Norm Sneed, QB, 1971	1	1	0	0	-/-	-/-	0	0	6
Nate Wright, CB, 1971-80	10	0	0	1	(1 FR)	-/-	0	0	6
Amos Martin, LB, 1972-76	5	0	0	1	(1 FR)	-/-	0	0	6
Steve Craig, TE, 1974-78	5	0	1	0	-/-	-/-	0	0	6
Fred McNeill, LB, 1974-85	12	0	0	1	(1 BP)	-/-	0	0	6
Nate Allen, CB, 1976-78	3	0	0	1	(1 BP)	-/-	0	0	6
Kevin Miller, WR, 1978-80	3	0	1	0	-/-	-/-	0	0	6
John Turner, S, 1978-83, '85, '87	8	0	0	1	(1 INT)	-/-	0	0	6
Kurt Knoff, S, 1979-82	4	0	0	1	(1 INT)	-/-	0	0	6
Keith Nord, S, 1979-85	7	0	0	1	(1 KO)	-/-	0	0	6
David Huffman, G/T, 1979-83, 85-90	11	0	0	1	(1 BP)	-/-	0	0	6
Doug Paschal, RB, 1980-81	2	1	0	0	-/-	-/-	0	0	6
Eddie Payton, RB, 1980-82	3	0	0	1	(1 KO)	-/-	0	0	6
Walker Lee Ashley, LB, 1983-88, '90	7	0	0	0	(1 INT)	-/-	0	0	6
Dwight Collins, WR, 1984	1	0	1	0	-/-	-/-	0	0	6
Tim Newton, DT, 1985-89	5	0	0	1	(1 FR)	-/-	0	0	6

PLAYER	YRS	TDR	TDP	TDRt	FGM/FGA (type of return)	1PT	2PT	SAF	POINTS
Keith Millard, DT, 1985-91	7	0	0	1	(1 FR)	-/-	0	0	6
Jesse Solomon, LB, 1986-89	4	0	0	1	(1 INT)	-/-	0	0	6
Jeff Womack, RB, 1987	1	0	1	0	-/-	-/-	0	0	6
Darryl Harris, RB, 1988	1	1	0	0	-/-	-/-	0	0	6
Brad Edwards, S, 1988-89	2	0	0	1	(1 INT)	-/-	0	0	6
Darryl Ingram, TE, 1989	1	0	1	0	-/-	-/-	0	0	6
Todd Scott, S, 1991-94	4	0	1	0	-/-	-/-	0	0	6
Keith Henderson, RB, 1992	1	1	0	0	-/-	-/-	0	0	6
Joe Johnson, WR, 1992	1	0	1	0	-/-	-/-	0	0	6
Jack Del Rio, LB, 1992-95	4	0	0	1	(1 INT)	-/-	0	0	6
Lamar McGreggs, S, 1993-94	2	0	0	1	(1 INT)	-/-	0	0	6
James Harris, DE, 1993-95	3	0	0	1	(1 FR)	-/-	0	0	6
Alfred Jackson, CB, 1995-96	2	0	0	1	(1 INT)	-/-	0	0	6
Jeff Brady, LB, 1995-97	3	0	0	1	(1 FR)	-/-	0	0	6
Corey Fuller, CB, 1995-98	4	0	0	1	(1 FR)	-/-	0	0	6
David Frisch, TE, 1996	1	0	1	0	-/-	-/-	0	0	6
Robert Tate, WR/CB, 1997-2001	5	0	0	1	(1 KO)	-/-	0	0	6
Kailee Wong, LB, 1998-01	4	0	0	1	(1 INT)	-/-	0	0	6
Carlester Crumpler, TE, 1999	1	0	1	0	-/-	-/-	0	0	6
John Davis, TE, 2000	1	0	1	0	-/-	-/-	0	0	6
Tyrone Carter, S, 2000-02	3	0	0	1	(1 FR)	-/-	0	0	6
Doug Chapman, RB, 2000-03	4	0	1	0	-/-	-/-	0	0	6
Lance Johnstone, DE, 2001-05	5	0	0	1	(1 INT)	-/-	0	0	6
Derrick Alexander, WR, 2002	1	0	1	0	-/-	-/-	0	0	6
Brian Williams, CB, 2002-05	4	0	0	1	(1 INT)	-/-	0	0	6
John Avery, RB, 2003	1	0	1	0	-/-	-/-	0	0	6
Chris Claiborne, LB, 2003-04	2	0	0	1	(1 INT)	-/-	0	0	6
Mike Nattiel, LB, 2003-04	2	0	0	1	(1 INT)	-/-	0	0	6
Gus Fretotte, QB, 2003-04, 2008	3	1	0	0	-/-	-/-	0	0	6
E.J. Henderson, LB, 2003-11	9	0	0	1	(1 INT)	-/-	0	0	6
Richard Owens, FB/TE, 2004-06	3	0	1	0	-/-	-/-	0	0	6
Dovontae Edwards, CB, 2005-06	2	0	0	1	(1 INT)	-/-	0	0	6
Napoleon Harris, LB, 2005-06, 2008	3	0	0	1	(1 FR)	-/-	0	0	6
Fred Smoot, CB, 2005-06	2	0	0	1	(1 INT)	-/-	0	0	6
Ray Edwards DE, 2006-10	5	0	0	1	(1 FR)	-/-	0	0	6
Ben Leber, LB, 2006-10	5	0	0	1	(1 FR)	-/-	0	0	6
Cedric Griffin, CB, 2006-11	6	0	0	1	(1 FR)	-/-	0	0	6
Chad Greenway, LB, 2006-13	8	0	0	1	(1 FR)	-/-	0	0	6
Dwight Smith, S, 2006-07	2	0	0	1	(1 INT)	-/-	0	0	6
Aundrae Allison, WR, 2007-08	2	0	0	1	(1 KO)	-/-	0	0	6
Robert Ferguson, WR, 2007-08	1	0	1	0	-/-	-/-	0	0	6
Greg Lewis, WR, 2009-10	2	0	1	0	-/-	-/-	0	0	6
Greg Camarillo, WR, 2010-11	2	0	1	0	-/-	-/-	0	0	6
Donovan McNabb, QB, 2011	1	1	0	0	-/-	-/-	0	0	6
Devin Aromashodu, WR, 2011-12	2	0	1	0	-/-	-/-	0	0	6
Stephen Burton, WR, 2011-12	2	0	1	0	-/-	-/-	0	0	6
Everson Griffen, DE, 2010-13	4	0	0	1	(1 INT)	-/-	0	0	6
Brian Robison, DE, 2007-13	7	0	0	1	(1 FR)	-/-	0	0	6
John Carlson, TE, 2012-13	2	0	1	0	-/-	-/-	0	0	6
Jerome Simpson, WR, 2012-13	2	0	1	0	-/-	-/-	0	0	6
Rhett Ellison, TD, 2012-13	2	0	1	0	-/-	-/-	0	0	6
Matt Cassel, QB, 2013	1	1	0	0	-/-	-/-	0	0	6
Jim Leo, DE, 1961-62	1	0	0	0	-/-	-/-	0	1	2
Joe Blahak, CB, 1974-75, 77	3	0	0	0	-/-	-/-	0	1	2
Autry Beamon, S, 1975-76	2	0	0	0	-/-	-/-	0	1	2
Mark Mullaney, DE, 1975-87	13	0	0	0	-/-	-/-	0	1	2
Neil Elshire, DE, 1981-86	6	0	0	0	-/-	-/-	0	1	2
Joe Stepanek, DT, 1987	1	0	0	0	-/-	-/-	0	1	2
Ray Berry, LB, 1987-92	6	0	0	0	-/-	-/-	0	1	2
Mark Dusbabek, LB, 1989-92	4	0	0	0	-/-	-/-	0	1	2
Walt Williams, CB, 1981	1	0	0	0	-/-	-/-	0	1	2
Robin Sendllein, LB, 1981-84	4	0	0	0	-/-	-/-	0	1	2
Brooks Bollinger, 2006-07	2	0	0	0	-/-	-/-	1	0	2

VIKINGS ALL-TIME STARTING QB RECORDS

Player	Yrs	Starts	Won	Lost	Tied	%	Player	Yrs	Starts	Won	Lost	Tied	%
Fran Tarkenton, 1961-66, 72-78	13	170	91	73	6	.553	Bob Lee, 1969-72, 75-78	8	11	9	2	0	.818
Tommy Kramer, 1977-89	13	110	54	56	0	.491	Jeff George, 1999	1	10	8	2	0	.800
Daunte Culpepper, 1999-05	7	80	38	42	0	.475	Sean Salisbury, 1990-94	5	9	5	4	0	.556
Brad Johnson, 1992-98, 2005-06	9	46	28	18	0	.609	Matt Cassel, 2013	1	6	3	3	0	.500
Wade Wilson, 1981-91	11	48	27	21	0	.563	Norm Sneed, 1973	1	2	2	0	0	1.000
Joe Kapp, 1967-69	3	38	23	12	3	.645	Donovan McNabb, 2011	1	6	1	5	0	.167
Warren Moon, 1994-96	3	39	21	18	0	.538	George Shaw, 1961	1	4	1	3	0	.250
Rich Gannon, 1987-92	6	35	19	16	0	.543	Todd Bouman, 1997-02	6	3	1	2	0	.333
Brett Favre, 2009-10	2	29	17	12	0	.586	Ron VanderKelen, 1963-67	5	5	1	4	0	.200
Randall Cunningham, 1997-99	3	23	16	7	0	.696	Bob Berry, 1965-67, 73-76	7	2	1	1	0	.500
Gary Cuzzo, 1968-71	4	21	16	5	0	.762	Joe Webb, 2010-13	2	2	1	1	0	.500
Christian Ponder, 2011-13	3	35	14	20	1	.414	Tony Adams, 1987	1	3	0	3	0	.000
Tavaris Jackson, 2006-10	5	20	10	10	0	.500	Kelly Holcomb, 2007	1	3	0	3	0	.000
Gus Fretotte, 2003-04, 2008	3	13	3	3	0	.769	Archie Manning, 1983-84	2	2	0	2	0	.000
Jim McMahon, 1993	1	12	8	4	0	.667	Sperguson Wynn, 2001	1	2	0	2	0	.000
Steve Dils, 1979-84	6	15	6	9	0	.400	Brooks Bollinger, 2006-07	2	1	0	1	0	.000
							Josh Freeman, 2013	1	1	0	1	0	.000

*Sorted by wins

KICKOFF
 EXECUTIVES
 STAFF
 COACHES
 PLAYERS
 ROOKIES
 2013 SEASON
 RECORDS
 PLAYOFF RECORDS
 HISTORY
 EXTRA POINTS

VIKINGS ALL-TIME PASSING

QUALIFIERS - 500+ ATTEMPTS

PLAYER	ATT	COMP	PCT.	YARDS	TD	INT	LG	SK/YDS	RATING
Randall Cunningham (1997-99)	713	427	59.9	5,680	48	23	67t	42/293	94.2
Brett Favre (2009-10)	889	580	65.2	6,711	44	26	63	56/386	92.2
Daunte Culpepper (1999-05)	2,607	1,678	64.4	20,162	135	86	82t	228/1214	91.5
Warren Moon (1994-98)	1,454	882	60.7	10,102	58	42	85t	86/634	82.9
Brad Johnson (1992-98, 2005-06)	1,670	1,036	62.0	11,098	65	48	82t	100/673	82.5
Fran Tarkenton (1961-66, 72-78)	4,569	2,635	57.7	33,098	239	194	89t	417/3,880	80.2
Christian Ponder (2011-13)	1,013	610	60.2	6,436	38	34	72	89/467	77.3
Tavaris Jackson (2006-10)	603	354	58.7	3,984	24	22	71	47/247	76.6
Rich Gannon (1987-92)	1,003	561	55.9	6,457	40	36	78t	81/478	73.9
Wade Wilson (1981-91)	1,665	929	55.8	12,135	66	75	75t	151/1,069	73.4
Tommy Kramer (1977-89)	3,648	2,011	55.1	24,775	159	157	76t	248/1,596	73.3
Steve Dils (1979-84)	623	336	53.9	3,867	15	18	68	49/349	68.8
Gary Cuzzo (1968-71)	556	276	49.6	3,552	18	23	52t	46/334	63.7
Joe Kapp (1967-69)	669	351	50.2	4,807	37	47	85t	82/676	62.3

NON-QUALIFIERS - FEWER THAN 500 ATTEMPTS

PLAYER	ATT	COMP	PCT.	YARDS	TD	INT	LG	SK/YDS	RATING
Todd Bouman (1997-02)	95	54	56.8	880	8	4	80t	6/49	98.6
Jeff George (1999)	329	191	58.1	2,816	23	12	80t	28/228	94.2
Brooks Bollinger (2006-07)	68	46	67.6	537	1	2	50	13/78	84.0
Donovan McNabb (2011)	156	94	60.3	1,026	4	2	60	16/113	82.9
Matt Cassel (2013)	254	153	60.2	1,807	11	9	79t	16/85	81.6
Gus Frierotte (2003-04, 08)	367	216	58.9	2,847	19	17	99t	34/186	81.4
Sean Salisbury (1990-94)	404	228	56.4	2,772	14	9	55	28/199	80.2
Jim McMahon (1993)	331	200	60.4	1,968	9	8	58	23/104	76.2
Kelly Holcomb (2007)	83	42	50.6	515	2	1	40	12/87	73.1
Bob Lee (1969-72, 75-78)	306	159	52.0	2,153	15	17	63	30/221	67.8
Joe Webb (2010-13)	152	88	57.9	853	3	5	46	11/69	66.6
Archie Manning (1983-84)	94	52	55.3	545	2	3	56	18/153	66.4
George Shaw (1961)	91	46	50.5	530	4	4	42t	14/122	64.8
Tony Adams (1987)	87	49	55.0	607	3	5	63t	19/130	64.3
Bob Berry (1965-67, 73-76)	124	63	50.8	708	7	8	52t	17/131	59.4
Ron VanderKelen (1963-67)	252	107	42.2	1,375	6	11	53	25/224	49.7
Josh Freeman (2013)	53	20	37.7	190	0	1	22	1/14	40.6
Norm Snead (1971)	75	37	49.3	470	1	6	55t	7/67	40.3
Bubby Brister (2000)	20	10	50.0	82	0	1	20	1/6	40.0
Spurgeon Wynn (2001)	98	48	49.0	418	1	6	47t	10/65	38.6
Steve Bono (1985-86)	11	2	18.2	8	0	5	5	2/13	29.6
John McCormick (1962)	18	7	39.0	104	0	5	53	3/33	19.1

FEWER THAN 10 ATTEMPTS

PLAYER	ATT	COMP	PCT.	YARDS	TD	INT	LG	SK/YDS	RATING
Keith Henderson (1992)	1	1	100.0	36	1	0	36t	0/0	158.3
Darrin Nelson (1982-89, '91-92)	1	1	100.0	25	1	0	25t	0/0	158.3
Ryan Longwell (2006-11)	1	1	100.0	16	1	0	16t	0/0	158.3
Mewelde Moore (2004-07)	2	1	50.0	15	1	0	15t	0/0	158.3
D.J. Dozier (1987-91)	1	1	100.0	19	1	0	19t	0/0	145.9
Jay Walker (1996-97)	2	2	100.0	31	0	0	19	0/0	118.8
Hassan Jones (1986-92)	1	1	100.0	18	0	0	18	0/0	118.8
Chris Kluge (2005-12)	1	1	100.0	27	0	0	27	0/0	118.8
Paul Krause (1968-79)	2	1	50.0	11	1	0	11t	0/0	106.3
Phil King (1965-66)	1	1	100.0	9	0	0	9	0/0	104.2
Randy Moss (1998-04, '10)	8	4	50.0	106	2	1	37	0/0	95.8
Sidney Rice (2007-10)	4	2	50.0	94	0	0	79	0/0	95.8
Chester Taylor (2006-09)	2	1	50.0	4	1	0	4t	0/0	95.8
Mike Eischeid (1972-74)	1	1	100.0	6	0	0	6	0/0	91.7
Bill Cappelman (1970)	7	4	57.1	49	0	0	26	0/0	78.8
Herschel Walker (1989-91)	2	1	50.0	12	0	0	12	0/0	68.5
Fred Cox (1963-77)	1	1	100.0	-1	0	0	-1	0/0	62.5
Alfred Anderson (1984-90)	9	4	44.4	112	2	1	43t	2/8	59.3
Tommy Mason (1961-66)	4	1	25.0	30	1	2	30t	0/0	58.4
Bill Brown (1962-74)	2	1	50.0	3	0	0	3	0/0	50.0
Jamie Caleb (1961)	1	0	0.0	0	0	0	0	0/0	39.6
Anthony Carter (1985-93)	1	0	0.0	0	0	0	0	0/0	39.6
Greg Coleman (1978-87)	1	0	0.0	0	0	0	0	0/0	39.6
Bob Grim (1967-71, 76-77)	1	0	0.0	0	0	0	0	0/0	39.6
Jim Lash (1973-76)	1	0	0.0	0	0	0	0	0/0	39.6
Terry LeCount (1979-83)	1	0	0.0	0	0	0	0	0/0	39.6
Hugh McElhenny (1961-62)	1	0	0.0	0	0	0	0	0/0	39.6
Harry Newsome (1990-93)	1	0	0.0	0	0	0	0	0/0	39.6
Allen Rice (1984-90)	1	0	0.0	0	0	0	0	0/0	39.6
Mike Saxon (1994-95)	1	0	0.0	0	0	0	0	0/0	39.6
Joe Senser (1979-84)	1	0	0.0	0	0	0	0	0/0	39.6
Chris Walsh (1994-02)	1	0	0.0	0	0	0	0	0/0	39.6
David Palmer (1994-00)	0	0	0.0	0	0	0	0	1/2	39.6
Jay Fiedler (1998)	7	3	42.9	41	0	1	19	0/0	22.6
Larry Miller (1987)	6	1	16.7	2	0	1	2	0/0	0.0
Jerry Reichow (1961-64)	3	0	0.0	0	0	1	0	0/0	0.0
Mitch Berger (1996-01)	2	0	0.0	0	0	1	0	0/0	0.0
Ted Brown (1979-86)	1	0	0.0	0	0	1	0	0/0	0.0

VIKINGS ALL-TIME RECEIVING

PLAYER	REC.	YARDS	AVG.	TD
Cris Carter (1990-01)	1,004	12,383	12.3	110
Randy Moss (1998-04, '10)	587	9,316	15.9	92
Steve Johnson (1982-94)	498	6,307	12.7	28
Anthony Carter (1985-93)	478	7,635	16.0	52
Jake Reed (1991-99, 2001)	413	6,433	15.6	33
Ahmad Rashad (1976-82)	400	5,489	13.7	34
Sammy White (1976-86)	393	6,400	16.3	50
Ted Brown (1979-86)	339	2,850	8.4	13
Chuck Foreman (1973-79)	336	3,057	9.1	23
Rickey Young (1978-83)	292	2,255	7.6	14
Bill Brown (1962-74)	284	3,177	11.2	23
Percy Harvin (2009-12)	280	3,302	11.8	20
Darrin Nelson (1982-89, '91-92)	251	2,202	8.8	5
Hassan Jones (1986-92)	222	2,733	16.8	24
Visanthe Shiancoe (2007-11)	208	3,424	11.7	24
Adrian Peterson (2007-13)	206	1,697	8.2	5
Paul Flatley (1963-67)	202	3,222	16.0	17
Jim Kleinsasser (1999-2011)	192	1,688	8.8	6
Jermaine Wiggins (2005-06)	186	1,659	8.9	6
Leo Lewis (1981-91)	181	2,924	16.1	16
Robert Smith (1993-00)	178	1,292	7.3	6
Stu Voigt (1970-80)	177	1,919	10.8	17
Dave Osborn (1965-75)	173	1,412	8.2	7
Gene Washington (1967-72)	172	3,087	18.0	23
Amp Lee (1994-96)	170	1,348	7.9	5
John Gilliam (1972-75)	165	3,297	20.0	27
Joe Senser (1979-84)	165	1,822	11.0	16
Chester Taylor (2006-09)	160	1,357	8.5	3
Tommy Mason (1961-66)	151	1,689	11.2	11
Sidney Rice (2007-10)	146	2,129	14.6	18
Jerry Reichow (1961-64)	144	2,183	15.2	19
Bernard Berrian (2008-11)	138	1,925	14.0	11
Moe Williams (1996-00, '02-05)	131	1,301	9.9	4
Nate Burleson (2003-05)	127	1,789	14.1	12
Michael Bennett (2001-05)	126	1,040	8.3	5
Ed Marinaro (1972-75)	125	1,088	8.1	7
Qadry Ismail (1993-96)	118	1,856	15.7	12
Mewelde Moore (2004-07)	116	1,093	9.4	3
John Beasley (1967-73)	115	1,242	10.8	12
Alfred Anderson (1984-91)	114	1,042	9.1	5
Kyle Rudolph (2011-13)	109	1,055	9.7	15
Marcus Robinson (2004-06)	107	1,553	14.5	17
Travis Taylor (2005-06)	107	1,255	11.7	7
Brent McClanahan (1973-80)	107	772	7.2	4
Bobby Wade (2007-08)	107	1,292	12.1	5
Allen Rice (1984-90)	100	1,066	10.6	6
Andrew Jordan (1994-97, '99-01)	97	763	7.9	4
Bob Grim (1967-71, '76-77)	96	1,414	14.8	9
Andrew Glover (1997-99)	95	1,227	12.9	9
Bob Tucker (1977-80)	95	1,045	11.0	5
Robert Miller (1975-80)	95	771	8.1	1
Oscar Reed (1968-74)	92	676	7.4	3
Byron Chamberlain (2001-02)	91	1,055	11.6	3
Mike Anthony Jones (1983-85)	90	1,327	14.7	5
Herschel Walker (1989-91)	86	681	7.9	5
John Henderson (1968-72)	81	1,330	16.2	9
Tom Hall (1964-66, '68-69)	81	1,163	14.4	7
Tony Galbreath (1981-83)	80	645	8.0	2
Terry LeCount (1979-83, '87)	79	1,225	15.5	7
Troy Williamson (2005-07)	79	1,067	13.5	3
Charles Evans (1993-98)	78	531	6.8	1
Michael Jenkins (2011-12)	78	915	11.7	5
Tommy Gerhart (2010-13)	77	600	7.8	3
Jim Lash (1973-76)	75	1,252	16.7	3
Jerome Simpson (2012-13)	74	1,000	13.5	1
Dave Palmer (1994-00)	73	631	8.6	1
Terry Allen (1990-94)	72	675	9.4	3
Rick Fenney (1987-91)	71	628	8.8	2
Jim Phillips (1965-67)	68	1,091	16.0	7
Greg Jennings (2013)	68	804	11.8	4
Chris Walsh (1994-02)	67	719	10.7	4
D'Wayne Bates (2002-03)	65	840	12.9	5
Leroy Hoard (1996-99)	60	577	9.6	1
Gordon Smith (1961-65)	57	1,277	22.4	13
Kelly Campbell (2002-04)	57	1,062	18.6	8
Jim Lindsey (1966-72)	56	632	11.3	4
Hugh McElhenny (1961-62)	53	474	8.9	3
Onterio Smith (2003-04)	51	523	10.3	2
Adrian Cooper (1994-95)	50	570	11.4	0
Jarius Wright (2012-13)	48	744	15.5	5
Bob Bruer (1980-84)	46	455	9.8	7
Cordarrelle Patterson (2013)	45	469	10.4	4
Matthew Hatchette (1997-00)	43	640	14.9	4
Sam McCullum (1974-75, '82-83)	42	608	14.4	5
Mike Mularkey (1983-88)	42	464	11.0	5
Roger Craig (1992-93)	41	333	8.1	1
John Carlson (2012-13)	40	387	9.7	1
Jim Gustafson (1985-90)	38	491	12.9	5
Devin Aromashodu (2011-12)	37	650	17.6	1
Robert Ferguson (2007-08)	35	416	11.9	1
Naufahu Tahi (2006-10)	33	150	4.6	2

D.J. Dozier (1987-91)	32	298	9.3	2
Clinton Jones (1967-72)	31	306	9.9	0
Dave Middleton (1961)	30	444	14.8	2
Greg DeLong (1995-98)	30	205	6.8	0
Greg Camarillo (2010-11)	29	351	12.4	1
Preston Carpenter (1966)	27	467	17.3	4
Jeff Dugan (2004-10)	27	191	7.1	3
Hal Bedsole (1964-66)	26	148	16.1	8
Greg Lewis (2009-10)	25	293	11.7	1
Tony Richardson (2006-07)	24	200	8.3	0
Billy McMullen (2006)	23	307	13.3	2
Johnny McWilliams (2000)	22	180	8.2	3
Koren Robinson (2005)	22	347	15.8	1
Joe Johnson (1992)	21	211	10.0	1
Hunter Goodwin (1996-98, '02-03)	19	147	7.7	1
Scottie Graham (1993-96)	19	125	6.6	0
James Brim (1987)	18	282	15.7	2
Steve Craig (1974-78)	18	172	9.6	1
Aundrae Allison (2007-08)	18	231	12.8	0
Jim Davis (2000)	17	202	11.9	1
Bob Reed (1962-63)	17	174	10.2	1
Doug Chapman (2000-03)	17	143	8.4	1
Derek Tennell (1992-93)	17	134	7.9	0
Oscar Donahue (1962)	16	285	17.8	1
Richard Owens (2004-06)	16	132	8.3	1
Raymond Hayes (1961)	16	121	7.6	0
Ray Poage (1963)	15	354	23.6	2
Charley Ferguson (1962)	14	364	26.0	6
Carroll Dale (1973)	14	192	13.7	0
Marlin McKeever (1967)	14	184	13.1	0
Harold Morrow (1996-02)	14	144	10.3	0
Derrick Alexander (2002)	14	134	9.6	1
Mike Tice (1992-93, '95)	14	126	9.0	2
Phil King (1965-66)	14	120	8.6	2
Brent Novoselsky (1989-94)	14	108	7.7	2
A.D. Williams (1961)	13	174	13.4	1
Dave Casper (1983-84)	13	172	13.2	0
Doug Mayberry (1961-62)	13	118	9.1	1
Lorenzo Booker (2010-11)	13	114	8.8	0
Steve Stonebreaker (1962-63)	12	227	18.9	1
Mel Triplett (1961-62)	12	71	5.9	1
Rhett Ellison (2012-13)	12	126	10.5	1
Dwight Collins (1984)	11	143	13.0	1
Chase Ford (2013)	11	133	12.1	0
Al Denson (1971)	10	125	12.5	0
Billy Martin (1968)	10	101	10.1	1
Bethel Johnson (2006)	9	156	17.3	0
Barry Word (1993)	9	105	11.7	0
Sean Berton (2003-04)	9	78	8.7	0
Jerome Felton (2012-13)	9	72	8.0	0
Buster Rhymes (1985-87)	8	149	18.6	0
Doug Kingsriter (1973-75)	7	116	16.6	0
Tom Wilson (1963)	7	48	6.9	0
Garrett Mills (2007-09)	7	91	13.0	0
Stephen Burton (2011-12)	7	73	10.4	1
Bob Brown (1971)	6	141	20.8	0
Jim Boylan (1963-64)	6	78	13.0	1
Bob Schnelker (1961)	6	70	11.7	1
Sam Harrell (1980-82, '87)	6	43	7.2	0
Sammy Johnson (1976-78)	6	43	7.2	0
Darryl Harris (1988)	6	30	5.0	0
Charles Stackhouse (2003)	6	30	5.0	0
Joe Webb (2010-13)	6	42	7.0	0
Matt Asiata (2012-13)	6	15	2.5	0
Billy Butler (1962-64)	5	97	19.4	0
John Holland (1974)	5	84	16.8	0
Doug Cunningham (1979)	5	50	10.0	0
Darryl Ingram (1989)	5	47	9.4	1
Jeff Womack (1987)	5	46	8.1	1
Mark Keller (1976-78)	5	17	3.4	0
Keith Henderson (1992)	4	60	15.0	0
Olanda Pruitt (1993)	4	40	10.0	0
Bill Barnes (1965-66)	4	35	8.8	0
Martin Nance (2006)	4	33	8.3	0
Steve Finch (1987)	3	54	18.0	0
Tom Adams (1962)	3	51	17.0	0
Kent Kramer (1969-70)	3	47	15.7	1
Ricky Parks (1987)	3	46	15.3	0
Dick Haley (1961)	3	43	14.3	0
Leon Clarke (1963)	3	34	11.3	0
John Henry Mills (1999)	3	30	10.0	0
Mardy McDole (1981-83)	3	29	9.7	0
David Frisch (1996)	3	27	9.0	1
Phil Frye (1987)	3	25	7.2	0
Ciatrick Fason (2005-06)	3	19	6.3	0
Jesse Clarke (1989-90)	3	18	6.0	0
Carl Hilton (1986-89)	3	17	5.6	3
Keenan Howry (2003-05)	3	18	6.0	0
Will Sherman (1961)	2	40	20.0	0
Carlester Cramer (1999)	2	35	17.5	0
Willie Gillespie (1987)	2	28	14.0	0
Clint Haslerig (1975)	2	28	14.0	0

Rhett Dawson (1973)	2	24	12.0	0
Gary Ballman (1973)	2	22	11.0	0
Ron Daugherty (1987)	2	21	10.5	0
Robert Tate (1997-01)	2	20	10.0	0
Doug Paschel (1980-81)	2	18	9.0	0
Steve Harris (1987)	2	17	8.5	0
Artose Pinner (2006)	1	15	7.5	0
Brett Wilson (1987)	2	14	7.0	0
Andre Thomas (1987)	2	13	6.5	0
Lance Rentzel (1965-66)	2	10	5.0	0
Mike L. Jones (1990-91)	2	8	4.0	2
Adam Walker (1987)	2	3	1.5	0
Bill McWatters (1964)	2	-1	-0.5	0
Jamie Caleb (1961)	2	-8	-4.0	0
John Avery (2003)	2	24	12.0	1
Albert Young (2009-10)	2	11	5.5	0
Ryan D'Imperio (2011)	2	7	3.5	0
Allen Reisinger (2011-12)	2	18	9.0	0
Eric Guliford (1993-94)	1	45	45.0	0
Kevin Miller (1978-80)	1	35	35.0	1
Art Powell (1968)	1	31	31.0	0
Cedric James (2002)	1	29	29.0	0
Harry Washington (1978)	1	24	24.0	0
Ted Dean (1964)	1	23	23.0	0
Tommy Kramer (1977-89)	1	23	20.0	1
Marc May (1987)	1	22	22.0	0
Hank Baskett (2010)	1	18	18.0	0
Tom Michel (1964)	1	14	14.0	0
Larry Vargo (1964-65)	1	13	13.0	0
Bill Harris (1969-70)	1	12	12.0	0
Richard Angulo (2005)	1	11	11.0	0
Joe Banyard (2013)	1	11	11.0	0
Don Hasselbeck (1984)	1	10	10.0	0
Travis Prentice (2001)	1	10	10.0	0
Ed Shenk (1987)	1	10	10.0	0
Robert Steele (1979)	1	10	10.0	0
Emmanuel Arceneaux (2011)	1	10	10.0	0
Larry Ned (2003-04)	1	9	9.0	0
Jaymar Johnson (2009-10)	1	9	9.0	0
Jay Carroll (1985)	1	8	8.0	0
Leonard Moore (1987)	1	8	8.0	0
Zach Line (2013)	1	8	8.0	0
Thomas Tapeh (2008)	1	7	7.0	0
Nate Wright (1971-80)	1	6	6.0	0
Bob Goodridge (1968)	1	5	5.0	0
Robert Green (1997)	1	5	5.0	0
Troy Walters (2000-01)	1	5	5.0	0
Ron Yary (1968-81)	1	5	5.0	0
Jarvis Redwine (1981-83)	1	4	4.0	0
Danta Whitaker (1992)	1	4	4.0	0
John Cerak (1993-96)	1	3	3.0	0
Brad Johnson (1992-98)	1	3	3.0	1
James Stewart (1995)	1	3	3.0	0
Jimmy Edwards (1979)	1	2	2.0	0
John Ward (1970-74)	1	1	1.0	0
Daunte Culpepper (1999-05)	1	0	0.0	0
Rich Cannon (1987-92)	1	0	0.0	0
Korey Stringer (1995-00)	1	-1	-1.0	0
Brett Favre (2009-10)	1	-2	-2.0	0
Randall Cunningham (1997-99)	1	-3	-3.0	0
Christian Ponder (2011-13)	1	-15	-15.0	0
Ed White (1969-77)	0	3	0.0	0
Fran Tarkenton (1961-66, '72-78)	0	-12	--	0

VIKINGS ALL-TIME RUSHING

PLAYER	ATT.	YARDS	AVG.	TD
Adrian Peterson (2007-13)	2,033	10,115	5.0	86
Robert Smith (1993-00)	1,411	6,818	4.8	32
Chuck Foreman (1973-79)	1,529	5,879	3.8	52
Bill Brown (1962-74)	1,627	5,757	3.5	52
Ted Brown (1979-86)	1,117	4,546	4.1	40
Dave Osborn (1965-75)	72	4,320	3.7	29
Darrin Nelson (1982-89, '91-92)	981	4,231	4.3	18
Tommy Mason (1961-66)	761	3,252	4.3	28
Michael Bennett (2001-05)	713	3,174	4.5	12
Chester Taylor (2006-09)	655	2,797	4.3	18
Terry Allen (1990-94)	641	2,795	4.4	23
Fran Tarkenton (1961-66, '72-78)	464	2,548	5.5	22
Daunte Culpepper (1999-05)	454	2,475	5.5	29
Alfred Anderson (1984-91)	626	2,374	3.8	22
Herschel Walker (1989-91)	551	2,264	4.1	20
Clinton Jones (1967-72)	546	2,008	3.7	19
Oscar Reed (1968-74)	490	1,968	4.0	8
Rickey Young (1978-83)	554	1,744	2.9	10
Leroy Hoard (1956-59)	438	1,689	3.9	26
Moe Williams (1956-00, '02-05)	370	1,535	4.1	21
Rick Fenney (1987-91)	351	1,508	4.2	11
Toby Gerhart (2010-13)	326	1,305	4.7	5
Mewelde Moore (2004-07)	264	1,285	4.9	1
Scottie Graham (1993-96)	349	1,239	3.6	7
Brent McClanahan (1973-80)	367	1,207	3.3	6
Onterio Smith (2003-04)	231	1,123	4.9	7

Ed Marinaro (1972-75)	306	1,007	3.3	4
Robert Miller (1975-80)	275	951	3.5	7
Allen Rice (1984-90)	307	934	3.0	13
Tony Galbreath (1981-83)	194	788	4.1	7
Hugh McElhenney (1961-62)	170	770	4.5	3
Rich Gannon (1987-92)	144	720	5.0	3
Percy Harvin (2009-12)	107	683	6.4	4
Wade Wilson (1981-91)	159	679	4.3	9
D.J. Dozier (1987-91)	163	643	3.9	7
Amp Lee (1994-96)	149	636	4.3	2
Christian Ponder (2011-13)	122	623	5.1	6
Mel Triplett (1961-62)	132	567	4.3	3
Jim Lindsey (1966-72)	177	558	3.2	6
Joe Kapp (1967-69)	199	540	5.5	5
Tavaris Jackson (2006-10)	119	535	4.5	4
Roger Craig (1992-93)	143	535	3.7	5
Tommy Kramer (1977-89)	213	524	2.5	8
Barry Word (1993)	142	458	3.2	2
Phil King (1965-66)	89	405	4.6	0
Charles Evans (1993-98)	188	364	3.1	4
Sammy Johnson (1976-78)	83	356	4.3	2
Randall Haynes (1961-73)	73	319	4.4	2
Douglas Cunningham (1997-99)	61	317	5.2	1
Doug Chapman (2000-03)	90	317	3.5	0
Brad Johnson (1992-98, 2005-06)	21	315	2.6	2
Doug Mayberry (1961-62)	87	314	3.6	1
Anthony Carter (1985-93)	47	290	6.2	2
Tom Wilson (1963)	73	282	3.8	4
Joe Webb (2010-13)	41	273	6.7	4
Artose Pinner (2006)	43	190	4.4	3
Matt Cassel (2012-13)	47	175	3.7	3
Bill Barnes (1965-66)	53	164	3.1	1
Claitrack Fason (2005-06)	50	161	3.2	5
Randy Moss (1998-04)	23	159	6.9	0
Cardarrellis Patterson (2013)	12	158	13.2	3
Darryl Harris (1988)	34	151	4.4	1
Bob Grim (1967-71, '76-77)	47	147	2.0	0
Jim Kleinsasser (1995-91)	43	147	3.4	1
James Stewart (1995)	31	144	4.6	0
Warren Moon (1994-96)	69	143	2.1	0
John Gilliam (1972-75)	18	136	7.6	1
Tom Michel (1964)	39	129	3.3	0
David Palmer (1994-00)	35	123	3.5	1
Ron VanderKelen (1963-67)	26	116	4.5	1
Keith Henderson (1992)	34	113	3.3	1
Bob Reed (1962-63)	27	110	4.1	0
Jesse Clark (1989-90)	26	106	4.1	0
Bobby Walden (1964-67)	9	100	11.1	0
Sammy White (1976-86)	38	97	5.3	0
Jim McMahon (1993)	13	96	2.9	0
Terry LeCount (1979-83, '87)	6	90	15.0	0
Kelly Campbell (2002-04)	14	86	6.1	0
Gary Cuzzo (1968-77)	36	86	2.4	0
Greg Coleman (1978-87)	10	85	8.5	0
Albert Young (2009-10)	25	82	3.3	0
Harold Morrow (1996-02)	17	75	4.4	0
Mark Keller (1976-78)	25	74	3.0	0
Steve Dilis (1979-84)	24	73	3.0	0
Todd Bouman (1997-02)	10	70	7.0	0
Jarvis Redwine (1981-83)	17	70	4.1	0
Spurgeon Wynn (2001-02)	8	61	7.6	0
Mike Anthony Jones (1983-85)	7	60	8.6	0
Bill McWatters (1964)	14	60	4.3	1
Billy Butler (1962-64)	22	59	2.7	0
Donovan McNabb (2011)	14	59	4.2	1
Troy Williamson (2005-07)	5	57	11.4	0
Matt Cassel (2013)	18	57	3.2	1
Doug Paschel (1980-81)	15	53	3.5	1
Hassan Jones (1986-92)	5	52	10.4	0
Lorenzo Booker (2010-11)	13	52	4.0	0
Nate Burleson (2003-05)	8	54	5.4	0
Archie Manning (1983-84)	11	42	3.8	0
Jeff George (1999)	16	41	2.6	0
George Shaw (1961)	10	39	3.9	0
Bob Lee (1969-72, '75-78)	39	37	0.9	2
James Brim (1987)	2	36	18.0	1
Tommy Adams (1987)	11	31	2.8	0
Ted Dean (1964)	5	30	6.0	0
Koren Robinson (2005)	4	27	6.8	1
Joe Johnson (1992)	4	26	6.5	0
Bobby Phillips (1995)	14	26	1.9	0
Tony Richardson (2006-07)	12	25	2.1	0
Billy Waddy (1984)	3	24	8.0	0
Adam Walker (1987)	5	24	4.8	0
Cris Carter (1990-01)	10	24	2.4	0
Jeff Dugan (2004-10)	11	23	2.1	0
Grady Alderman (1961-74)	0	22	22.0	0
Robert Green (1997)	6	22	3.7	0
Qadry Ismail (1993-96)	4	21	5.3	0
Naufahu Tahi (2006-10)	10	21	2.1	0
Bubby Brister (2000)	5	20	4.0	0
Jeff Wornack (1987)	9	20	2.2	0
Cedric Smith (1980)	9	19	2.1	0
Leo Lewis (1981-91)	16	19	1.2	0
Bernard Berrian (2008-11)	5	18	3.6	0
Ron Coe (1976)	3	18	6.0	0

Darrell Lester (1964)	4	18	4.5	0	Steve Harris (1987)	4	3	0.8	0
Brooks Bollinger (2006-07)	5	18	3.6	0	Gordon Smith (1961-65)	1	2	2.0	0
Brett Wilson (1987)	5	16	3.2	0	Jeff Williams (1966)	1	2	2.0	0
Eddie Payton (1980-82)	2	15	7.5	0	Willie Spencer (1976)	4	2	0.5	0
Eddie Johnson (2003)	2	15	7.5	0	Larry Miller (1987)	1	1	1.0	0
Sam Harrel (1980-82, '87)	6	15	2.5	0	Joe Senser (1979-84)	2	1	0.5	0
Brett Favre (2009-10)	26	15	0.6	0	Randall McDaniel (1988-99)	2	1	0.5	0
Wayne Wilson (1986)	8	14	1.8	0	Bob Ferguson (1963)	3	1	0.3	0
Bob Berry (1965-67, '73-76)	5	13	2.6	0	Sean Salisbury (1990-94)	15	1	0.1	0
Bill Harris (1969-70)	6	13	2.2	0	Paul Krause (1968-79)	1	0	0.0	0
Jimmy Smith (1987)	7	13	1.9	0	Al Denson (1971)	1	0	0.0	0
Travis Prentice (2001)	14	13	0.9	2	Jeff Siemon (1972-82)	1	0	0.0	0
Nick Davis (2002-03)	1	11	11.0	0	Mike Saxon (1994-95)	1	0	0.0	0
Jamie Caleb (1961)	3	11	3.7	0	Mitch Berger (1996-01)	1	0	0.0	0
Leonard Moore (1967)	4	11	2.8	0	Kyle Richardson (2002)	1	0	0.0	0
Jarius Wright (2012-13)	2	11	5.5	0	John Avery (2003)	1	0	0.0	0
Earl Denny (1967-68)	2	9	4.5	0	Charles Stackhouse (2003)	1	0	0.0	0
Ahmad Rashad (1976-81)	1	8	8.0	0	Lance Rentzel (1965-66)	1	-1	-1.0	0
Travis Taylor (2005-06)	3	8	2.7	0	Jim Gustafson (1985-89)	1	-2	-2.0	0
Bethel Johnson (2006)	4	8	2.0	0	Harry Newsome (1990-93)	2	-2	-1.0	0
Norm Sneed (1971)	6	6	1.0	1	Shaun Hill (2005)	2	-2	-1.0	0
Gus Frotette (2003-04, 08)	31	5	0.2	1	Tom Hall (1964-66, '68-69)	4	-4	-1.0	0
Steve Jordan (1982-94)	1	4	4.0	1	Jay Fiedler (1998)	4	-6	-1.5	0
Robert Tate (1997-01)	1	4	4.0	0	Mike Mularkey (1983-88)	1	-6	-6.0	0
Brian Russell (2002-04)	1	4	4.0	0	Bucky Scribner (1987-89)	2	-7	-3.5	0
John McCormick (1962)	2	4	2.0	0	Bobby Wade (2007-08)	1	-9	-9.0	0
Jim Young (1965-66)	3	4	1.3	0	Preston Carpenter (1966)	1	-10	-10.0	0
Phil Frye (1987)	4	4	1.0	0	Jerry Reichow (1961-64)	1	-12	-12.0	0
Andre Thomas (1987)	6	4	0.7	0	Mike Eischeid (1972-74)	1	-13	-13.0	0
Aundrae Allison (2007-08)	3	4	1.3	0	Dwight Collins (1984)	3	-14	-4.7	0
Dave Nelson (1984)	1	3	3.0	0	Chris Kluge (2005-12)	3	-19	-6.3	0
Troy Walters (2000-01)	1	3	3.0	0	Mike Mercer (1961)	1	-32	-32.0	0
Stu Voigt (1970-80)	2	3	1.5	1					

VIKINGS TOUCHDOWNS BY SEASON

Year	Offensive			Defensive			Special Teams					
	Rush	Pass	Fumble	Int	Fumble	Total	Punt	Kick	Blk Punt	Blk FG	Total	
1961	14	22	0	36	0	0	0	1	0	0	0	1
1962	1	22	0	29	1	2	0	0	0	0	0	0
1963	17	16	0	33	2	2	4	1	1	0	0	2
1964	14	23	0	37	4	1	5	0	0	0	0	0
1965	19	21	0	40	2	0	2	0	1	1	0	2
1966	15	18	0	33	1	0	1	0	0	0	0	0
1967	10	11	0	21	2	0	3	0	1	0	0	1
1968	19	11	0	30	1	0	1	1	0	0	0	1
1969	15	24	1	40	2	0	2	0	0	1	0	1
1970	16	12	0	28	2	3	5	0	0	2	0	2
1971	14	9	0	23	1	1	2	0	0	0	0	0
1972	11	19	0	30	2	2	4	0	0	0	0	0
1973	14	16	0	30	2	0	2	0	0	1	0	1
1974	17	22	0	39	1	1	0	0	0	0	0	0
1975	18	27	1	46	0	2	2	0	0	0	0	0
1976	16	17	0	33	0	0	0	0	0	0	0	0
1977	9	19	0	28	0	1	1	0	0	1	0	1
1978	13	25	0	38	0	1	1	0	0	1	0	1
1979	9	23	0	32	0	0	0	0	0	0	0	0
1980	14	22	0	36	2	0	2	0	1	0	0	1
1981	8	27	0	35	0	1	1	0	1	0	0	1
1982	6	15	0	21	1	1	2	0	0	0	0	0
1983	17	15	0	32	0	1	1	0	0	1	0	1
1984	10	18	0	28	1	2	3	0	0	0	0	0
1985	19	22	0	41	1	1	2	0	0	0	0	0
1986	14	31	0	45	2	0	2	0	0	1	0	1
1987	20	21	0	41	0	0	0	1	0	0	0	1
1988	22	20	0	42	5	2	7	0	0	0	0	0
1989	12	17	0	29	2	4	6	0	1	0	0	1
1990	10	25	0	35	2	2	4	0	0	0	0	0
1991	18	16	0	34	2	0	2	0	0	0	0	0
1992	19	18	0	37	6	2	8	0	0	0	0	0
1993	8	18	0	26	2	0	2	0	0	0	0	0
1994	11	18	0	29	4	3	7	0	0	0	0	0
1995	13	33	0	43	2	2	4	1	0	0	0	1
1996	7	24	0	31	1	0	1	1	0	0	0	1
1997	14	26	0	40	0	2	2	0	0	0	0	0
1998	17	41	0	58	3	2	5	0	1	0	0	1
1999	13	32	0	45	1	0	1	1	2	0	0	3
2000	14	33	0	47	0	0	0	0	0	0	0	0
2001	10	23	0	33	1	1	2	0	0	0	0	0
2002	26	19	0	45	1	0	1	0	0	0	0	0
2003	15	32	0	47	4	0	4	0	0	0	0	0
2004	8	39	0	47	1	1	2	1	0	0	0	1
2005	10	18	0	28	3	0	3	1	1	0	0	2
2006	12	13	1	26	3	2	5	1	0	0	0	1
2007	22	12	0	34	6	2	8	0	1	0	0	1
2008	15	22	0	37	0	2	2	1	0	0	0	2
2009	19	34	0	53	0	1	1	0	2	0	0	2
2010	16	14	0	30	1	1	2	0	1	0	0	1
2011	18	20	0	38	0	0	0	0	1	0	0	1
2012	16	18	0	34	3	0	3	1	1	0	0	2
2013	23	18	0	41	0	1	1	1	2	0	0	3

EXTRA POINTS | HISTORY | PLAYOFF RECORDS | RECORDS | ROOKIES | PLAYERS | STAFF | COACHES | EXECUTIVES | KICKOFF

VIKINGS TEAM RECORDS

1961-77 - 14 games; 1978-2013 - 16 games * = 16-game record where applicable † = 9 games ‡ = 15 games
Note: The 1982 regular season was reduced to nine games and the 1987 season to 15 games due to players' strike

GAMES WON

Most Consecutive Games Won (Including Postseason)

12 1969
10 1975
9 1973
9 1998
9 2002-03

Most Consecutive Games Won (Regular Season)

12 1969
10 1975
10 1999-00
9 1973
9 1998-99
9 2002-03

Most Games Won, Season (Including Postseason)

16 1998
14 1969, 1973
13 1976, 2009

Most Games Won, Season (Regular Season)

15 1998
12 1969, 1970, 1973, 1975, 2009
11 1976, 1992, 2000

Most Consecutive Games Won, Start of Season

10 1975
9 1973
7 1998, 2000

Most Consecutive Games Won, End of Season

8 1998
4 2012
3 1964, 1970, 1974, 1993, 1999, 2002

Most Consecutive Home Games Won

15 1974-76
14 1969-70
13 1988-90
13 1999-00

Most Consecutive Road Games Won

7 1970-71
7 1973-74

GAMES LOST

Most Consecutive Games Lost

8 2001-02
7 1961
7 1961-62

Most Consecutive Games Without Victory

8 2001-02
7 1961
7 1961-62
7 1962

Most Games Lost, Season

13 1984
13 2011
11 1961
11 1962
11 2001

Most Consecutive Home Games Lost

5 1966-67
5 2011

Most Consecutive Home Games Without Victory

7 1966-67

Most Consecutive Away Games Lost

16 2000-02

Most Consecutive Away Games Without Victory

16 2000-02

SCORING

Most Points, Season

556 1998
470 2009
416 2003

Most Points, Opponent, Season

484 1984

Fewest Points, Season

187 1982†
259 1979*

Fewest Points, Opponent, Season

133 1969
139 1979*

Most Points, Game

54 vs. Dal., 10/18/70
52 vs. Pitt., 11/23/69
52 vs. Balt., 9/28/69

Most Points, Opponent, Game

56 vs. St. L., 10/6/63

Most Points, Both Teams, Game

89 @ Chi., 10/19/08 (Minn. 41, Chi. 48)
87 @ Chi., 12/17/61 (Minn. 35, Chi. 52)
86 @ LA Rams, 11/19/72 (Minn. 45, LA 41)

Fewest Points, Both Teams, Game

3 vs. G.B., 11/14/71 (Minn. 3, G.B. 0)

Most Points Overcome To Win Game

24 vs. S.F., 12/4/77
23 @ Phil., 12/1/85
21 @ S.F., 10/24/65
20 vs. Chi., 10/4/92

Most Points, Opponent, Overcome To Win Game

21 @ Cin., 12/24/95
20 @ N.E., 11/13/94
20 vs. Det., 9/25/11

Most Points, First Half

35 vs. G.B., 9/28/86
35 vs. Det., 12/12/07
34 vs. Dal., 10/18/70
34 vs. Chi., 11/25/90

Most Points, Opponent, First Half

45 @ Sea., 9/29/02

Most Points, Both Teams, First Half

55 @ Sea., 9/29/02

Most Points, Second Half

38 vs. Jack., 12/20/98
35 @ LA Rams, 11/19/72
35 vs. Pitt., 11/23/69

Most Points, Opponent, Second Half

35 vs. St. L., 10/6/63

Most Points, Both Teams, Second Half

58 vs. Buf., 9/15/02

Most Points, First Quarter

28 vs. G.B., 9/28/86
28 vs. Ari., 10/9/11
21 vs. Det., 11/15/92
21 @ Dal., 11/26/98
21 vs. T.B., 10/3/99
21 @ Ari., 12/14/08

Most Points, Opponent, First Quarter

21 @ Oak., 12/11/77
21 @ Oak., 12/17/78
21 @ Den., 11/18/84
21 @ Cin., 11/23/86
21 @ S.F., 12/18/95
21 @ Det., 12/11/11

Most Points, Both Teams, First Quarter

31 @ Cin., 11/23/86

Most Points, Second Quarter

28 vs. S.F., 9/29/63
28 vs. Atl., 9/14/68
28 vs. S.D., 11/28/99
28 vs. Det., 12/2/07
24 vs. Det., 10/8/89
24 vs. Chi., 11/29/08
24 vs. NYG., 1/3/10
24 vs. Buf., 12/5/10

Most Points, Opponent, Second Quarter

31 @ Sea., 9/29/02

Most Points, Both Teams, Second Quarter

35 vs. S.F., 9/29/63
35 @ S.F., 10/24/65
35 vs. Det., 12/2/07

Most Points, Third Quarter

24 @ Pitt., 9/24/95
21 @ S.F., 10/24/65
21 vs. Phil., 12/22/85
21 vs. Det., 9/13/87

Most Points, Opponent, Third Quarter

24 @ Chi., 9/19/85

Most Points, Both Teams, Third Quarter

31 @ Chi., 12/17/61

Most Points, Fourth Quarter

28 @ Phil., 12/1/85
24 @ Pitt., 11/26/67
24 vs. T.B., 11/30/86
24 vs. Jack., 12/20/98

Most Points, Opponent, Fourth Quarter

28 @ Balt., 12/16/62
28 vs. St. L., 10/6/63
28 vs. G.B., 11/21/65

28 @ Chi., 9/17/89

Most Points, Both Teams, Fourth Quarter

42 @ Balt., 12/8/13
35 @ Balt., 12/16/62
35 @ Chi., 12/19/65
35 @ LA Rams, 11/19/72

Most Consecutive Games Scoring

260 1991-2007
161 1962-73

Largest Margin of Victory

48 vs. Cle., 11/9/69 (51-3)
42 vs. N.O., 12/4/88 (45-3)
41 vs. Dal., 10/18/70 (54-13)
41 vs. Hou., 10/13/74 (51-10)
40 vs. Atl., 9/14/68 (47-7)
40 @ Dal., 11/13/88 (43-3)
40 vs. Jack., 12/20/98 (50-10)
38 vs. Balt., 9/28/69 (52-14)
38 vs. Pitt., 11/23/69 (52-14)
38 vs. Atl., 11/9/75 (38-0)

Largest Margin of Defeat

44 @ S.F., 12/8/84 (7-51)
38 @ Det., 12/12/81 (7-45)
38 @ G.B., 11/14/11 (7-45)
36 @ LA Rams, 9/22/67 (3-39)
35 vs. Phil., 9/14/80 (7-42)
34 @ G.B., 11/11/07 (0-34)
32 @ L.A. Rams, 10/24/77 (3-35)
31 @ Balt., 12/8/63 (10-41)
31 @ Det., 12/9/78 (14-45)
31 vs. SF., 9/8/83 (17-48)
31 vs. Chi., 11/25/84 (3-34)
31 @ St. L., 11/30/03 (17-48)

TOUCHDOWNS

Most Touchdowns, Season

64 1998
56 2009
51 2003
50 2004

Most Touchdowns, Opponent, Season

59 1984

Fewest Touchdowns, Season

23 1982†
25 1967, 1971
28 1993*

Fewest Touchdowns, Opponent, Season

14 1970
14 1971
24 1988

Most Touchdowns, Game

7 vs. Balt., 9/28/69
7 vs. Pitt., 11/23/69
7 @ T.B., 10/23/88

Most Touchdowns, Opponent, Game

8 vs. St. L., 10/6/63
7 @ Chi., 12/17/61

Most Touchdowns, Both Teams, Game

12 @ Chi., 12/17/61

Most Consecutive Games Scoring Touchdown

97 1995-2001
55 1962-66
52 2002-2005

POINT AFTER TOUCHDOWNS

Most Point After Touchdowns, Season

59 1998
54 2009
48 1988
48 2003

Most Point After Touchdowns, Opponent, Season

58 1984

Most Point After Touchdowns, Game

7 vs. Balt., 9/28/69
7 vs. Pitt., 11/23/69
7 @ T.B., 10/23/88

Most Point After Touchdowns, Opponent, Game

8 @ St. L., 10/6/63
7 @ Chi., 12/17/61

Most Consecutive Point After Touchdowns

199 1968-74

FIELD GOALS

Most Field Goals Attempted, Season

45 1970
44 1989
39 1994

Most Field Goals Attempted, Opponent, Season

42 1999

Fewest Field Goals Attempted, Season

14 1982G

18 2001*, 2010*

Most Field Goals Attempted, Game

7 vs. LA Rams, 11/5/89

6 vs. N.O., 9/27/70

6 @ Chi., 9/23/73

6 vs. Clev., 11/4/73

6 vs. Cin., 12/25/89

6 vs. G.B., 9/26/93

6 @ Balt., 12/13/98

6 vs. Ind., 9/14/08

Most Field Goals Attempted, Opponent, Game

8 vs. Det., 11/13/66

Most Field Goals Attempted, Both Teams, Game

10 @ Chi., 9/23/73

Most Field Goals, Season

35 1998, 2012

34 1994

32 1989

Most Field Goals, Opponent, Season

34 2006

Fewest Field Goals, Season

8 1977, 1982G

12 1978

Most Field Goals, Game

7 vs. LA Rams, 11/5/89

6 @ Balt., 12/13/98

Most Field Goals, Opponent, Game

6 vs. Det., 11/13/66

6 @ Det., 10/17/99

Most Field Goals, Both Teams, Game

7 vs. Det., 11/13/66

7 @ Chi., 9/23/73

7 vs. NYG, 11/16/86

7 vs. LA Rams, 11/5/89

7 vs. G.B., 9/26/93

7 vs. Det., 9/20/98

7 @ Det., 10/17/99

7 vs. Chi., 9/24/06

7 vs. Oak., 11/18/07

7 vs. Det., 9/25/11

7 vs. Jax., 9/9/12

Most Consecutive Games Scoring Field Goal

31 1968-70

SAFETIES

Most Safeties, Season

3 1965, 1981, 2008

Most Safeties, Opponent, Season

2 1988, 1995, 1996, 2007

Most Safeties, Game

2 @ Atl., 10/5/03

2 vs. G.B., 11/9/08

FIRST DOWNS

Most First Downs, Season

351 2004

350 2002

Most First Downs, Opponent, Season

368 2013

Most First Downs, Both Teams, Season

701 2004

Fewest First Downs, Season

167 1982G

272 2006*

Fewest First Downs, Opponent, Season

158 1969

243 1988

Most First Downs, Game

34 vs. Balt., 9/28/69

33 vs. Det., 11/6/88

32 @ G.B., 11/17/91

32 vs. N.O., 11/19/95

Most First Downs, Opponent, Game

36 vs. N.O., 12/18/11

Most First Downs, Both Teams, Game

58 @ G.B., 11/24/13

Fewest First Downs, Game

3 @ G.B., 12/21/06

Fewest First Downs, Opponent, Game

3 @ Det., 11/24/88

Fewest First Downs, Both Teams, Game

14 @ Atl., 12/21/69

Most First Downs, Rushing, Season

142 1975

Most First Downs, Rushing, Opponent, Season

148 1979

Fewest First Downs, Rushing, Season

52 1982G

75 1996*

Fewest First Downs, Rushing, Opponent, Season

53 1982G

53 2006*

Most First Downs, Rushing, Game

19 vs. Chi., 10/17/65

Most First Downs, Rushing, Opponent, Game

20 vs. S.F., 10/15/61

Fewest First Downs, Rushing, Game

0 vs. Chi., 10/28/96

Fewest First Downs, Rushing, Opponent, Game

0 vs. S.F., 12/14/69

0 @ Det., 11/24/88

0 vs. Det., 1/2/00

0 @ Det., 12/10/06

0 vs. Chi., 11/29/09

Most First Downs Passing, Season

225 2004

Most First Downs Passing, Opponent, Season

247 2013

Fewest First Downs Passing, Season

85 1967

136 1987#

139 2007

Fewest First Downs Passing, Opponent, Season

80 1977

Most First Downs, Passing, Game

24 vs. Balt., 9/28/69

Most First Downs, Passing, Opponent, Game

23 vs. N.O., 12/28/11

23 @ St.L., 12/16/12

Fewest First Downs, Passing, Game

1 @ G.B., 12/21/06

Fewest First Downs, Passing, Opponent, Game

1 vs. Chi., 10/1/67

1 @ S.F., 11/29/76

1 @ Chi., 11/20/77

1 @ Chi., 12/3/06

Most First Downs, Penalty, Season

36 1999

Most First Downs, Penalty, Opponent, Season

36 2003

Fewest First Downs, Penalty, Season

8 1982G

16 1992, 1993*

Fewest First Downs, Penalty, Opponent, Season

8 1962

10 1974

Most First Downs, Penalty, Game

7 vs. Oak., 11/20/11

6 vs. Oak., 9/14/81

6 vs. S.F., 10/24/99

Most First Downs, Penalty, Opponent, Game

7 @ Chi., 9/25/78

NET YARDS GAINED

Most Yards Gained, Season

6,339 2004

6,294 2003

Most Yards Gained, Opponent, Season

6,362 2013

Fewest Yards Gained, Season

2,879 1982G

4,316 2005*

Fewest Yards Gained, Opponent, Season

2,720 1969

4,091 1988*

Most Yards Gained, Game

622 vs. Balt., 9/28/69

605 @ N.O., 10/17/04

559 vs. S.F., 10/30/66

Most Yards Gained, Opponent, Game

576 @ Balt., 12/16/62

Most Yards Gained, Both Teams, Game

1,013 @ Wash., 11/2/86

Fewest Yards Gained, Game

87 vs. G.B., 11/14/71

Fewest Yards Gained, Opponent, Game

60 vs. Atl., 11/9/75

60 @ N.O., 11/16/75

60 @ Det., 11/24/88

Fewest Yards Gained, Both Teams, Game

272 vs. LA Rams, 10/26/70

Most Consecutive Games, 300+ Yards

36 2002-2004

Most Consecutive Games, 400+ Yards

5 2004

RUSHING

ATTEMPTS

Most Rushing Attempts, Season

556 1975

551 1966

Most Rushing Attempts, Opponent, Season

583 1979

Fewest Rushing Attempts, Season

245 1982G

376 2001*

Fewest Rushing Attempts, Opponent, Season

260 1982G

338 1969

352 1995*

Most Rushing Attempts, Game

63 vs. Atl., 11/9/75

Most Rushing Attempts, Opponent, Game

65 vs. LA Rams, 9/19/76

Fewest Rushing Attempts, Game

11 vs. G.B., 11/29/81

11 @ N.O., 10/7/01

Fewest Rushing Attempts, Opponent, Game

6 vs. Ari., 11/26/06

YARDS

Most Yards Gained Rushing, Season

2,634 2007, 2012

2,507 2002

2,343 2003

Most Yards Gained Rushing, Opponent, Season

2,667 1961

Fewest Yards Gained Rushing, Season

912 1982G

1,467 2005*

Fewest Yards Gained Rushing, Opponent, Season

985 2006*

1,020 1982G

1,089 1969

Most Yards Gained Rushing, Game

378 vs. S.D., 11/4/07

311 @ Chi., 10/14/07

Most Yards Gained Rushing, Opponent, Game

343 vs. Chi., 11/20/70

Most Yards Gained Rushing, Both Teams, Game

548 vs. LA Rams, 11/5/61

486 vs. Chi., 10/17/65

Fewest Yards Gained Rushing, Game

11 vs. Chi., 10/28/96

Fewest Yards Gained Rushing, Opponent, Game

-3 @ Det., 12/10/06

4 vs. Sea., 11/22/09

7 @ Mia., 11/19/06

AVERAGE GAIN

Highest Average Gain Rushing, Season

5.4 2012

5.3 2002, 2007

5.2 2011

Lowest Average Gain Rushing, Season

3.2 1970

Highest Average Gain Game (Min. 10 att.)

9.0 @ Sea., 11/4/12

TOUCHDOWNS

Most Touchdowns, Rushing, Season

26 2002

23 2013

Most Touchdowns, Rushing, Opponent, Season

29 1961

KICKOFF
EXECUTIVES
STAFF
COACHES
PLAYERS
ROOKIES
2013 SEASON
RECORDS
PLAYOFF RECORDS
HISTORY
EXTRA POINTS

Fewest Touchdowns, Rushing, Season
 6 1982/5
 7 1996*

Fewest Touchdowns, Rushing, Opponent, Season
 2 1971
 5 2009*
 7 2007

Most Touchdowns, Rushing, Game
 4 Many Times, last time vs. Phi., 12/15/13

Most Touchdowns, Rushing, Opponent, Game
 5 vs. S.F., 10/15/61
 5 @ St. L., 12/10/00

Most Touchdowns, Rushing, Both Teams, Game
 7 vs. S.F., 10/15/61
 7 @ Sea., 9/29/02

PASSING

ATTEMPTS
Most Passes Attempted, Season
 709 1981

Most Passes Attempted, Opponent, Season
 648 2013

Fewest Passes Attempted, Season
 282 1968
 432 2007

Fewest Passes Attempted, Opponent, Season
 292 1982/6
 312 1977
 366 1979*

Most Passes Attempted, Game
 63 @ T.B., 9/5/81
 63 @ N.E., 10/20/91

Most Passes Attempted, Opponent, Game
 70 @ N.E., 11/13/94

Most Passes Attempted, Both Teams, Game
 112 @ N.E., 11/13/94

Fewest Passes Attempted, Game
 8 @ G.B., 11/27/77

Fewest Passes Attempted, Opponent, Game
 6 @ Chi., 10/23/72

Fewest Passes Attempted, Both Teams, Game
 22 vs. G.B., 11/14/71

COMPLETIONS

Most Passes Completed, Season
 409 1994

Most Passes Completed, Opponent, Season
 419 2013

Fewest Passes Completed, Season
 150 1967
 232 1987#
 249 2007*

Fewest Passes Completed, Opponent, Season
 149 1967
 149 1977
 218 1990*

Most Passes Completed, Game
 38 vs. Clev., 12/14/80
 38 vs. G.B., 11/29/81
 37 @ T.B., 9/5/81
 37 @ Phi., 9/20/04

Most Passes Completed, Opponent, Game
 45 @ N.E., 11/13/94

Most Pass Completions, Both Teams, Game
 71 @ N.E., 11/13/94

Fewest Passes Completed, Game
 2 @ G.B., 10/15/67

Fewest Passes Completed, Opponent, Game
 2 vs. Chi., 12/3/72

Fewest Pass Completions, Both Teams, Game
 11 vs. G.B., 11/14/71

YARDS

Most Yards Gained, Passing, Season
 4,516 2004
 4,333 1981
 4,328 1988

Most Yards Gained, Passing, Opponent, Season
 4,595 2013

Fewest Yards Gained, Passing, Season
 1,655 1971
 2,745 2007*
 2,751 2012

Fewest Yards Gained, Passing, Opponent, Season
 1,438 1970
 2,489 1988*

Most Yards Gained, Passing, Game
 530 vs. Balt., 9/28/69

Most Yards Gained, Passing, Opponent, Game
 486 @ T.B., 12/7/80

Most Yards Gained, Passing, Both Teams, Game
 918 @ S.D., 11/9/03

Fewest Yards Gained, Passing, Game
 21 vs. G.B., 11/14/71
 21 vs. Det., 12/11/71

Fewest Yards Gained, Passing, Opponent, Game
 -7 @ N.O., 11/16/75

Fewest Yards Gained, Passing, Both Teams, Game
 102 vs. Atl., 11/9/75

COMPLETION PERCENTAGE

Highest Completion Percentage, Season
 68.8 2004 (380-552)

Highest Completion Percentage, Opponent, Season
 68.2 2011 (367-538)

Lowest Completion Percentage, Season
 44.6 1967 (150 of 336)

Lowest Completion Percentage, Opponent, Season
 45.2 1988 (219 of 480)

Highest Completion Percentage, Game (10 att.)
 87.5 vs. Cin., 11/13/77 (21 of 24)

Highest Completion Percentage, Opponent, Game (10 att.)
 85.2 @ LA Raiders, 9/5/93 (23 of 27)
 84.4 @ St. L., 12/10/13 (27 of 32)

Highest Completion Percentage, Both Teams, Game
 77.6 @ Chi., 9/18/94 (52 of 67)

Lowest Completion Percentage, Game (10 att.)
 18.2 @ G.B., 10/15/67 (2 of 11)

Lowest Completion Percentage, Opponent, Game
 15.3 vs. Chi., 12/3/72 (2 of 13)

Lowest Completion Percentage, Both Teams, Game
 29.8 @ Det., 12/17/67 (14 of 47)

TOUCHDOWNS

Most Touchdowns, Passing, Season
 41 1998

Most Touchdowns, Passing, Opponent, Season
 37 2013

Fewest Touchdowns, Passing, Season
 9 1971
 12 2007*

Fewest Touchdowns, Passing, Opponent, Season
 6 1970
 11 1993*

Most Touchdowns, Passing, Game
 7 vs. Balt., 9/28/69
 6 vs. G.B., 9/28/86

Most Touchdowns, Passing, Opponent, Game
 5 8 times, last vs. N.O., 12/18/11

SACKS

TOTAL SACKS
Most Sacks, Season
 71 1989
 51 1992

Most Sacks, Opponent, Season
 64 1984
 61 1961

Fewest Sacks, Season
 16 1961
 25 2013*

Fewest Sacks, Opponent, Season
 19 1974
 25 1998*

Most Sacks, Game
 9 vs. Det., 10/16/68
 9 vs. Chi., 11/2/69
 9 @ Atl., 12/20/70
 9 @ Chi., 10/25/93

Most Sacks, Opponent, Game
 11 @ Chi., 10/28/84
 10 vs. Balt., 9/23/62

Most Sacks, Both Teams, Game
 14 vs. Chi., 11/2/69

SACK YARDAGE

Most Sack Yardage, Season
 502 1989

Most Sack Yardage, Opponent, Season
 538 1961
 465 1984*

Most Sack Yardage, Game
 78 vs. Chi., 11/2/69
 77 @ Atl., 12/20/70

Most Sack Yardage, Opponent, Game
 104 @ Chi., 12/17/61

SACK RATIO
Highest Attempts/Sack Ratio, Season
 24.4 1981 (705-29)
 21.7 1994 (673-31)
 21.1 1974 (400-19)

Highest Attempts/Sack Ratio, Opponent, Season
 22.8 1961 (365-16)
 20.1 2002 (542-27)
 20.0 2006 (599-30)

Fewest Attempts/Sack Ratio, Season
 6.2 1961 (377-61)
 6.8 1964 (326-48)
 7.1 1962 (348-49)

Fewest Attempts/Sack Ratio, Opponent, Season
 6.9 1989 (488-71)
 7.0 1963 (404-58)
 7.2 1968 (323-45)

INTERCEPTIONS

TOTAL INTERCEPTIONS
Most Interceptions, Season
 36 1988

Most Interceptions, Opponent, Season
 34 1978

Fewest Interceptions, Season
 8 2000, 2001, 2011

Fewest Interceptions, Opponent, Season
 7 2009

Most Interceptions, Game
 6 @ T.B., 10/23/88
 6 @ Pitt., 9/24/95

Most Interceptions, Opponent, Game
 5 Many Times, last @ Cin., 9/18/05

YARDS

Most Yards, Season
 693 2003
 589 1988

Most Yards, Opponent, Season
 445 1962
 427 2010*

Fewest Yards, Season
 43 2009

Fewest Yards, Opponent, Season
 37 1982/6
 72 2012

Most Yards, Game
 169 @ NVG, 11/25/07

Most Yards, Opponent, Game
 176 @ N.O., 9/3/78

TOUCHDOWNS
Most Touchdowns By Interceptions, Season
 6 1992, 2007

Most Touchdowns By Interceptions, Opponent, Season
 4 1967, 2006

PUNTING

TOTAL PUNTS
Most Punts, Season
 94 2006

Most Punts, Opponent, Season
 100 1969

Most Punts, Game
 12 @ G.B., 11/21/82

Most Punts, Opponent, Game
 12 @ N.O., 11/16/75

Fewest Punts, Both Teams, Game
1 @ T.B., 10/29/00

Consecutive Punts, No Blocks
563 1979-87

AVERAGE YARDAGE

Highest Average Distance, Punting, Season
46.9 2008

Highest Average Distance, Punting, Opponent, Season
47.1 2011

Highest Average Distance, Punting, Game (4 punts)
57.5 @ Det., 9/16/07

Highest Average Distance, Punting, Opponent, Game (4 punts)
54.9 vs. S.D., 11/4/07

PUNT RETURNS

TOTAL RETURNS

Most Punt Returns, Season
59 1988

Most Punt Returns, Opponent, Season
52 1978

Most Punt Returns, Game
9 @ LA Rams, 12/2/79

Most Punt Returns, Opponent, Game
9 @ G.B., 12/21/06

YARDS GAINED

Most Yards, Punt Returns, Season
553 1988

Most Yards, Punt Returns, Opponent, Season
624 2008

Most Yards, Punt Returns, Game
119 @ NVG, 10/21/13

Most Yards, Punt Returns, Opponent, Game
176 @ N.O., 10/6/08

TOUCHDOWNS

Most Touchdowns, Punt Returns, Season
1 14 times, last in 2013

Most Touchdowns, Punt Returns, Opponent, Season
4 2008

KICKOFF RETURNS

TOTAL RETURNS

Most Kickoff Returns, Season
86 1984, 2002

Most Kickoff Returns, Opponent, Season
91 2009

Most Kickoff Returns, Game
9 @ Phil., 11/11/01
9 @ Sea., 9/29/02

Most Kickoff Returns, Opponent, Game
10 @ Balt., 12/13/98

YARDS GAINED

Most Yards, Kickoff Returns, Season
1,775 1984, 2002

Most Yards, Kickoff Returns, Opponent, Season
2,060 2009

Most Yards, Kickoff Returns, Game
247 vs. G.B., 10/27/13

Most Yards, Kickoff Returns, Opponent, Game
367 @ Balt., 12/13/98

TOUCHDOWNS

Most Touchdowns, Kickoff Returns, Season
2 1999, 2009, 2013

Most Touchdowns, Kickoff Returns, Opponent, Season
4 1998

FUMBLES

TOTAL FUMBLES

Most Fumbles, Season
44 1963

Most Fumbles, Opponent, Season
50 1963

Fewest Fumbles, Season
10 1998
12 1982G

Fewest Fumbles, Opponent, Season
16 2002

Most Fumbles, Game
8 @ S.F., 10/24/65

Most Fumbles, Opponent, Game
10 vs Det., 11/12/67

FUMBLES LOST

Most Fumbles Lost, Season
25 1965

Most Fumbles Lost, Opponent, Season
31 1963

Fewest Fumbles Lost, Season
3 1980

Fewest Fumbles Lost, Opponent, Season
7 2002, 2003
8 1966, 2013

Most Fumbles Lost, Game
5 @ Atl., 12/21/69
@ Det., 12/9/62

Most Fumbles Lost, Opponent, Game
6 vs. Det., 11/24/63
vs. S.F., 10/15/61

Most Consecutive Games without Losing Fumble
10 1998-99

PENALTIES

TOTAL PENALTIES

Most Penalties, Season

137 2002

Most Penalties, Opponent, Season
137 2005

Fewest Penalties, Season
36 1961
70 2013*

Fewest Penalties, Opponent, Season
47 1972
81 1994*

Most Penalties, Game
16 @ Det., 12/19/82

Most Penalties, Opponent, Game
17 @ Cin., 9/18/05

Fewest Penalties, Game
0 6 times, last vs. Chi., 12/3/72

Fewest Penalties, Opponent, Game
0 @ G.B., 11/27/77
0 @ Chi., 10/23/72

YARDS PENALIZED

Most Yards Penalized, Season
1,139 2002

Most Yards Penalized, Opponent, Season
1,167 1998

Fewest Yards Penalized, Season
375 1961
565 1990*

Fewest Yards Penalized, Opponent, Season
399 1982G
614 1994*

Most Yards Penalized, Game
173 @ L.A. Rams, 9/22/67

Most Yards Penalized, Opponent, Game
169 @ Det., 10/25/98

Fewest Yards Penalized, Game
0 6 times, last vs. Chi., 12/3/72

Fewest Yards Penalized, Opponent, Game
0 3 times, last @ NVJ, 11/23/97

BLOCKED KICKS

Most, Season

13 1976, 1979

Most, Season, Opponent
6 1961, 1974

Most, Game
4 @ T.B., 11/25/79 (2 pat, 1-fg, 1 punt)

Most, Game, Opponent
2 vs. Dal., 10/20/68 (2-fgs)
2 vs. Buff., 12/9/79 (1-fg, 1 punt)
2 @ Atl., 12/15/85 (2-fgs)
2 vs. Chi., 10/28/96 (1 punt, 1-fg)



The 1988 Vikings hold the team record for most interceptions in a season with 36. CB Carl Lee, left, led the team that season with 8 interceptions, including 2 returned for touchdowns. 2013 Vikings Ring of Honor inductee Joey Browner, right, added 5 interceptions during the 1988 campaign. Both DBs were named to the All-Metrodome Team in 2013.

VIKINGS OPENING DAY RESULTS

DATE	OPPONENT (ATTENDANCE)	RESULT	HEAD COACH	STARTING QB	FINAL RECORD
9/17/1961	vs. Chicago (32,236)	W, 37-13	Norm Van Brocklin	George Shaw	3-11
9/16/1962	at Green Bay (38,669)	L, 7-34	Norm Van Brocklin	Fran Tarkenton	2-11-1
9/15/1963	at San Francisco (30,781)	W, 24-20	Norm Van Brocklin	Fran Tarkenton	5-8-1
9/13/1964	vs. Baltimore Colts (35,563)	W, 34-24	Norm Van Brocklin	Fran Tarkenton	8-5-1
9/19/1965	at Baltimore Colts (56,562)	L, 16-35	Norm Van Brocklin	Fran Tarkenton	7-7
9/11/1966	at San Francisco (29,312)	T, 20-20	Norm Van Brocklin	Fran Tarkenton	4-9-1
9/17/1967	vs. San Francisco (39,638)	L, 21-27	Bud Grant	Ron VanderKelen	3-8-3
9/14/1968	vs. Atlanta (45,563)	W, 47-7	Bud Grant	Joe Kapp	8-6
9/21/1969	at NY Giants (62,900)	L, 23-24	Bud Grant	Gary Cuzzo	12-2
9/20/1970	vs. Kansas City (47,900)	W, 27-10	Bud Grant	Gary Cuzzo	12-2
9/20/1971	at Detroit (54,418)	W, 16-13	Bud Grant	Gary Cuzzo	11-3
9/18/1972	vs. Washington (47,900)	L, 21-24	Bud Grant	Fran Tarkenton	7-7
9/16/1973	vs. Oakland (46,619)	W, 24-16	Bud Grant	Fran Tarkenton	12-2
9/15/1974	at Green Bay (56,312)	W, 32-17	Bud Grant	Fran Tarkenton	10-4
9/21/1975	vs. San Francisco (48,418)	W, 27-17	Bud Grant	Fran Tarkenton	12-2
9/12/1976	at New Orleans (58,156)	W, 40-9	Bud Grant	Fran Tarkenton	11-2-1
9/18/1977	vs. Dallas (47,678)	L, 10-16 (OT)	Bud Grant	Fran Tarkenton	9-5
9/3/1978	at New Orleans (54,187)	L, 24-31	Bud Grant	Fran Tarkenton	8-7-1
9/2/1979	vs. San Francisco (46,539)	W, 28-22	Bud Grant	Tommy Kramer	7-9
9/7/1980	vs. Atlanta (44,733)	W, 24-23	Bud Grant	Tommy Kramer	9-7
9/5/1981	at Tampa Bay (66,287)	L, 13-21	Bud Grant	Steve Dils	7-9
9/12/1982	vs. Tampa Bay (58,440)	W, 17-10	Bud Grant	Tommy Kramer	5-4
9/4/1983	at Cleveland (70,087)	W, 27-21	Bud Grant	Tommy Kramer	8-8
9/2/1984	vs. San Francisco (57,276)	L, 13-42	Les Steckel	Tommy Kramer	3-13
9/8/1985	vs. San Francisco (57,375)	W, 28-21	Bud Grant	Tommy Kramer	7-9
9/7/1986	vs. Detroit (54,851)	L, 10-13	Jerry Burns	Tommy Kramer	9-7
9/13/1987	vs. Detroit (57,061)	W, 34-19	Jerry Burns	Wade Wilson	8-7
9/4/1988	at Buffalo (76,783)	L, 10-13	Jerry Burns	Wade Wilson	11-5
9/10/1989	vs. Houston (54,015)	W, 38-7	Jerry Burns	Wade Wilson	10-6
9/9/1990	at Kansas City (68,363)	L, 21-24	Jerry Burns	Wade Wilson	6-10
9/1/1991	at Chicago (64,112)	L, 6-10	Jerry Burns	Wade Wilson	8-8
9/6/1992	at Green Bay (58,617)	W, 23-20 (OT)	Dennis Green	Rich Gannon	11-5
9/5/1993	at LA Raiders (44,120)	L, 7-24	Dennis Green	Jim McMahon	9-7
9/4/1994	at Green Bay (59,487)	L, 10-16	Dennis Green	Warren Moon	10-6
9/3/1995	at Chicago (63,036)	L, 14-31	Dennis Green	Warren Moon	8-8
9/1/1996	vs. Detroit (52,972)	W, 17-13	Dennis Green	Warren Moon	9-7
8/31/1997	at Buffalo (79,139)	W, 34-13	Dennis Green	Brad Johnson	9-7
9/6/1998	vs. Tampa Bay (62,538)	W, 31-7	Dennis Green	Brad Johnson	15-1
9/12/1999	at Atlanta (69,555)	W, 17-14	Dennis Green	Randall Cunningham	10-6
9/3/2000	vs. Chicago (64,104)	W, 30-27	Dennis Green	Daunte Culpepper	11-5
9/9/2001	vs. Carolina (64,108)	L, 13-24	Dennis Green	Daunte Culpepper	5-11
9/8/2002	at Chicago (63,226)	L, 23-27	Mike Tice	Daunte Culpepper	6-10
9/7/2003	at Green Bay (70,505)	W, 30-25	Mike Tice	Daunte Culpepper	9-7
9/12/2004	vs. Dallas (64,105)	W, 35-17	Mike Tice	Daunte Culpepper	8-8
9/11/2005	vs. Tampa Bay (63,939)	L, 13-24	Mike Tice	Daunte Culpepper	9-7
9/11/2006	at Washington (90,608)	W, 19-16	Brad Childress	Brad Johnson	6-10
9/9/2007	vs. Atlanta (62,815)	W, 24-3	Brad Childress	Tarvaris Jackson	8-8
9/8/2008	at Green Bay (71,004)	L, 19-24	Brad Childress	Tarvaris Jackson	10-6
9/13/2009	at Cleveland (70,560)	W, 34-20	Brad Childress	Brett Favre	12-4
9/9/2010	at New Orleans (70,051)	L, 9-14	Brad Childress	Brett Favre	6-10
9/11/2011	at San Diego (66,716)	L, 17-24	Leslie Frazier	Donovan McNabb	3-13
9/9/2012	vs. Jacksonville (56,607)	W, 26-23 (OT)	Leslie Frazier	Christian Ponder	10-6
9/8/2013	at Detroit (62,461)	L, 24-34	Leslie Frazier	Christian Ponder	5-10-1

*at Champaign, IL #qualified for playoffs

VIKINGS OPENING DAY HIGHS

PASSING YARDS

395	Tommy Kramer	vs. Atl, 9/7/80
361	Steve Dils	at T.B., 9/5/81
297	Tommy Kramer	vs. S.F., 9/2/79

PASSING TDs

5	Daunte Culpepper	vs. Dal., 9/12/04
4	Tommy Kramer	vs. S.F., 9/2/79
4	Fran Tarkenton	vs. Chi., 9/17/61

RUSHING YARDS

180	Adrian Peterson	at Cle., 9/13/09
169	Robert Smith	at Buf., 8/31/97
140	Terry Allen	at K.C., 9/9/90

RUSHING TDs

3	Adrian Peterson	at Cle., 9/13/09
3	Daunte Culpepper	vs. Chi., 9/3/00

LONGEST RUNS

781	Robert Smith	at Buf., 8/31/97
781	Adrian Peterson	at Det., 9/8/13
73	Dave Osborn	vs. S.F., 9/17/67

RECEIVING YARDS

160	Ahmad Rashad	vs. Atl., 9/7/80
152	Gene Washington	at NYG, 9/21/69
152	Ahmad Rashad	vs. S.F., 9/2/79

RECEIVING TDs

4	Ahmad Rashad	vs. S.F., 9/2/79
2	Rickey Young	at N.O., 9/3/78
2	Herschel Walker	at K.C., 9/9/90

PASS RECEPTIONS

12	Rickey Young	at N.O., 9/3/78
12	Ted Brown	at T.B., 9/5/81
11	Ahmad Rashad	vs. Atl., 9/7/80

LONGEST RECEPTIONS

731	Anthony Carter	vs. Det., 9/13/87
66	Randy Moss	vs. Chi., 9/3/00
631	Onterio Smith	vs. Dal., 9/12/04

COMBINED NET YARDS

200	Herschel Walker	at K.C., 9/9/90
198	Adrian Peterson	at Cle., 9/13/09
193	Terry Allen	at K.C., 9/9/90

QB SACKS

3.0	Keith Millard	vs. Hou., 9/10/89
2.0	Brian Robison	vs. Atl., 9/9/07
2.0	John Randle	at Buf., 8/31/97

TOTAL TACKLES

21	Ed McDaniel	at G.B., 9/4/94
16	Jeff Siemon	at N.O., 9/3/78
16	Husain Abdullah	at S.D., 9/11/11

INTERCEPTIONS

2	Larry Vargo	at Balt., 9/19/65
2	Paul Krause	vs. Wash., 9/18/72
2	Jeff Siemon	vs. Wash., 9/18/72

LONGEST INTERCEPTION RETURNS

88t.	Darren Sharper	vs. T.B., 9/11/05
77	Brian Williams	at G.B., 9/7/03
54t.	Kevin Williams	vs. Atl., 9/9/07

LONGEST KICKOFF RETURNS

103t.	Percy Harvin	at S.D., 9/11/11
71	Clinton Jones	at NY Giants, 9/21/69
51	David Palmer	at Atl., 9/12/99

LONGEST PUNT RETURNS

36	Darius Reynaud	at Cle., 9/13/09
29	Leonard Willis	at N.O., 9/12/76
27	Mewelde Moore	at Wash., 9/11/06

LONGEST FIELD GOALS

55	Blair Walsh	vs. Jax., 9/9/12
53	Paul Edinger	vs. T.B., 9/11/05
52	Jan Stenerud	vs. S.D., 9/2/84
52	Blair Walsh	at Det., 9/8/13

LONGEST PUNTS

77	Mike Mercer	at G.B., 9/16/62
65	Randall Cunningham	at Buf., 8/31/97
62	Chris Kluge	vs. T.B., 9/11/05

VIKINGS IN FINAL NFL OFFENSIVE/DEFENSIVE RANKINGS

Year	Offense			Defense		
	Total	Rush	Pass	Total	Rush	Pass
1961	12	7	13	14	14	13
1962	12	6	11	12	10	11
1963	11	4	12	9	7	10
1964	6	2	11	10	5	13
1965	4	2	8	7	9	6
1966	4	3	7	6	7	2
1967	14	9	14	6	15	3
1968	14	6	15	5	11	3
1969	10	4	12	*1	2	*1
1970	19	14	14	*1	5	*1
1971	23	17	25	2	6	3
1972	12	20	3	5	16	*1
1973	7	6	14	12	11	12
1974	3	15	2	10	5	18
1975	51	10	3	*1	*1	*1
1976	6	18	4	6	17	*1
1977	14	21	6	11	21	3
1978	17	28	2	14	10	19
1979	19	23	12	18	26	11
1980	11	27	3	26	25	24
1981	5	28	2	17	15	18
1982	14	22	5	19	14	19
1983	20	20	13	19	25	6
1984	25	18	22	28	27	26
1985	16	27	7	16	22	15
1986	4	16	5	11	13	13
1987	15	11	20	10	11	15
1988	7	20	4	*1	5	2
1989	14	7	17	*1	11	*1
1990	12	15	11	13	21	3
1991	10	4	21	14	20	13
1992	11	7	18	8	14	7
1993	17	21	14	*1	6	6
1994	3	20	3	5	*1	21
1995	4	16	5	20	4	28
1996	12	24	8	16	24	9
1997	8	6	14	29	23	29
1998	2	11	*1	13	11	19
1999	3	14	5	27	14	30
2000	5	6	7	28	15	28
2001	12	25	7	27	30	19
2002	2	*1	9	26	10	28
2003	*1	4	4	23	17	26
2004	4	18	2	28	21	29
2005	25	27	20	21	19	22
2006	23	16	18	8	*1	31T
2007	13	*1	28	20	*1	32
2008	17	5	25	6	*1	18
2009	5	13	8	6	2	19
2010	23	10	26	8	9	10
2011	18	4	28	21	11	26
2012	20	2	31	16	11	24
2013	13	8	23	31	16	31

* Led NFL



The 1969 Vikings lived up to their name as the Purple People Eaters. The unit was the 1st in Vikings history to rank #1 in the NFL in defense and were instrumental in the team advancing to Super Bowl IV against Kansas City.

PLAYOFF RECORDS

VIKINGS ALL-TIME PLAYOFF LEADERS

PASSING (MINIMUM 100 ATTEMPTS)

Player	G	Att.	Cmp.	Pct.	Yds.	TD	Lg	Int	Rtg
1. Cunningham, R. (1997-99)	5	151	79	52.3	1,036	9	66†	3	85.9
2. Kapp, Joe (1967-69)	4	101	61	60.3	835	3	28	3	84.4
3. Culpepper, D. (1999-05)	4	134	73	54.5	980	8	68†	5	82.3
4. Wilson, Wade (1981-91)	6	185	99	53.5	1,322	7	63	6	75.6
5. Tarkenton, Fran (1961-66, 72-78)	11	292	149	51.0	1,803	11	57	17	58.6

RUSHING

Player	G	Att.	Yds.	Avg.	Lg	TD
1. Foreman, Chuck (1973-79)	13	229	860	3.8	62	7
2. Smith, Robert (1993-00)	9	145	590	4.1	27	1
3. Osborn, Dave (1965-75)	13	109	380	3.5	22	5
4. Peterson, Adrian (2007-13)	4	93	367	3.9	40†	5
5. Reed, Oscar (1968-74)	9	56	229	4.1	46	0
6. Nelson, Darrin (1982-89, '91-92)	7	46	170	3.7	14	0
7. Brown, Ted (1979-86)	3	42	160	3.8	18†	3
8. Kapp, Joe (1967-69)	4	27	160	5.9	19	2
9. Hoard, Leroy (1996-99)	6	41	155	3.8	12	4
10. Brown, Bill (1962-74)	12	42	139	3.3	19	1

RECEIVING

Player	G	No.	Yds.	Avg.	Lg	TD
1. Carter, Kris (1990-01)	12	60	842	14.0	66†	8
2. Foreman, Chuck (1973-79)	13	45	447	9.9	57	0
3. Carter, Anthony (1985-93)	8	37	644	17.4	63	1
4. Moss, Randy (1998-04)	8	35	723	20.7	68†	9
5. Voigt, Stu (1970-80)	14	30	362	12.1	28	3
6. Jordan, Steve (1982-94)	11	26	343	13.2	36	1
7. Henderson, John (1968-72)	6	23	309	13.4	46	0
8. Reed, Jake (1991-99, '01)	8	21	353	16.8	53	2
9. Rashad, Ahmad (1976-82)	7	20	278	13.9	35	1
Smith, Robert (1993-00)	9	20	153	7.7	32	1

PUNTING (MINIMUM 20 PUNTS)

Player	G	No.	Avg.	Lg	Blk
1. Kluge, Chris (2005-12)	4	22	45.2	61	0
2. Berger, Mitch (1996-01)	9	41	40.1	63	0
3. Clabo, Neil (1975-77)	4	41	38.6	52	0
4. Coleman, Greg (1978-87)	4	20	38.3	46	1
5. Eischeid, Mike (1972-74)	6	31	38.1	52	1

INTERCEPTIONS

Player	G	No.	Yds.	Avg.	Lg	TD
1. Bryant, Bobby (1967-80)	14	6	80	13.3	63†	1
2. Browner, Joey (1983-91)	6	3	40	13.3	26	0
Wright, Jeff (1971-77)	12	3	34	11.3	18	0
Wright, Nate (1971-80)	12	3	26	8.7	26	0
Turner, John (1979-83, 85, 87)	4	3	25	8.3	17	0
Krause, Paul (1968-79)	19	3	14	4.7	14	0
Griffith, Robert (1994-01)	8	3	46	15.3	31	0
8. Rutland, Reggie (1987-92)	6	2	45	22.5	45†	1
Hilgenberg, Wally (1968-79)	19	2	0	0.0	0	0
Tate, Robert (1997-01)	5	2	5	2.5	4	0

PUNT RETURNS (MINIMUM 10 RETURNS)

Player	G	No.	Yds.	Avg.	Lg	TD
1. Carter, Anthony (1985-93)	8	17	259	15.2	84†	1

KICKOFF RETURNS (MINIMUM 10 RETURNS)

Player	G	No.	Yards	Avg.	Long	TD
1. Palmer, David (1994-00)	6	22	517	23.5	51	0
2. West, Charlie (1968-73)	8	18	387	21.5	51	0
3. Nelson, Darrin (1982-89, 91-92)	8	11	233	21.2	34	0

SCORING

Player	G	TD	PAT	FG	2pt	Tot
1. Cox, Fred (1963-77)	19	--	38	11	--	71
2. Moss, Randy (1998-04)	8	9	--	--	--	54
3. Carter, Kris (1990-01)	12	8	--	--	--	1 50
4. Anderson, Gary (1998-02)	6	--	17	9	--	44
5. Nelson, Chuck (1986-88)	5	--	13	10	--	43
6. Foreman, Chuck (1973-79)	13	6	--	--	--	36
7. White, Sammy (1976-86)	9	5	--	--	--	30
Gilliam, John (1972-75)	7	5	--	--	--	30
Osborn, Dave (1965-75)	14	5	--	--	--	30
Hoard, Leroy (1996-99)	7	5	--	--	--	30
Peterson, Adrian (2007-13)	4	5	--	--	--	30

FIELD GOALS (MINIMUM 10 MADE)

Player	G	Att.	Made	Pct.	Lg
1. Nelson, Chuck (1986-88)	5	11	10	.909	47
2. Cox, Fred (1963-77)	19	18	11	.611	44

BOLD indicates active in 2012

BIG DAYS/PLAYOFFS

100 YARDS RUSHING

140	Robert Smith vs. Dal., 1/9/00
124	Robert Smith vs. Ari., 1/10/99
122	Adrian Peterson @ N.O., 1/24/10
118	Chuck Foreman vs. LA Rams, 12/26/76
114	Chuck Foreman vs. St.L., 12/21/74
108	Dave Osborn vs. Clew., 1/4/70
105	Chuck Foreman vs. Wash., 12/18/76
101	Brent McClanahan vs. Wash., 12/18/76
101	Chuck Foreman @ LA Rams, 12/26/77

250 YARDS PASSING

424	Jeff George @ St.L., 1/16/00
331	Randall Cunningham @ S.F., 1/3/98
316	Daunte Culpepper @ Phi., 1/16/05
310	Brett Favre @ N.O., 1/24/10
302	Daunte Culpepper vs. N.O., 1/6/01
298	Wade Wilson @ S.F., 1/9/88
292	Warren Moon vs. Chi., 1/1/95
287	Joe Kapp @ Balt., 12/22/68
284	Daunte Culpepper @ G.B., 1/9/05
266	Randall Cunningham vs. Atl., 1/17/99
255	Wade Wilson @ S.F., 1/1/89
253	Tommy Kramer vs. Atl., 1/9/83
253	Wade Wilson vs. LA Rams, 12/26/88
252	Tommy Kramer @ Wash., 1/15/83

100 YARDS RECEIVING

227	Anthony Carter @ S.F., 1/9/88
188	Randy Moss @ St.L., 1/16/00
159	Amp Lee vs. Chi., 1/1/95
149	Steve Jordan @ S.F., 1/6/90
141	Sidney Rice vs. Dal., 1/17/10
127	Randy Moss vs. Dal., 1/9/00
121	Randy Moss vs. N.O., 1/6/01
120	Gene Washington vs. Clew., 1/4/70
120	Cris Carter vs. N.O., 1/6/01
119	Marcus Robinson @ Phi., 1/19/05
114	Jake Reed @ S.F., 1/3/98
111	John Henderson vs. K.C., 1/11/70
111	Cris Carter @ St.L., 1/16/00
102	Anthony Carter vs. LA Rams, 12/26/88
102	Bernard Berrian @ N.O., 1/24/10

INDIVIDUAL PLAYOFF RECORDS

COACHES

Playoff Seasons

- 12 Bud Grant, 1968-71, 73-78, 80, 82
- 8 Dennis Green, 1992-94, 96-00
- 3 Jerry Burns, 1987-89
- 2 Brad Childress, 2008-09

Consecutive Playoff Seasons

- 6 Bud Grant, 1973-78
- 5 Dennis Green, 1996-00
- 4 Bud Grant, 1968-71
- 3 Dennis Green, 1992-94
- 3 Jerry Burns, 1987-89
- 2 Brad Childress, 2008-09

SERVICE

Most Seasons

- 11 Ron Yary, 1968-71, 1973-78, 80
- 10 Carl Eller, 1968-71, 1973-78
- 10 Wally Hilgenberg, 1968-71, 1973-78
- 10 Paul Krause, 1968-71, 1973-78
- 10 Jim Marshall, 1968-71, 1973-78
- 10 Mick Tingelhoff, 1968-71, 1973-78

Most Games Played

- 20 Ron Yary, 1968-81
- 19 Carl Eller, 1964-78
- 19 Wally Hilgenberg, 1968-79
- 19 Paul Krause, 1968-79
- 19 Jim Marshall, 1968-79
- 19 Mick Tingelhoff, 1968-78

Most Consecutive Games Played

- 20 Ron Yary, 1968-80
- 19 Wally Hilgenberg, 1968-78
- 19 Jim Marshall, 1968-78
- 19 Mick Tingelhoff, 1968-78
- 18 Carl Eller, 1968-78
- 18 Paul Krause, 1968-78

Most Games Started

- 19 Jim Marshall, 1968-79
- 19 Mick Tingelhoff, 1968-78
- 19 Carl Eller, 1968-78
- 19 Paul Krause, 1968-79

Most Consecutive Games Started

- 19 Carl Eller, 1968-78
- 19 Jim Marshall, 1968-79
- 19 Mick Tingelhoff, 1968-78
- 19 Paul Krause, 1968-79

SCORING

Total Points

- 10 Adrian Peterson @ N.O., 1/24/10
- 10 Sidney Rice vs. Dal., 1/17/10
- 10 Leroy Hoard vs. Ari., 1/10/99
- 10 Chuck Nelson @ S.F., 1/9/88

Touchdowns

- 3 Adrian Peterson @ N.O., 1/24/10
- 3 Sidney Rice vs. Dal., 1/17/10
- 3 Leroy Hoard vs. Ari., 1/10/99

Field Goals Made

- 5 Chuck Nelson @ S.F., 1/9/88
- 3 Rick Danneimer vs. Atl., 1/9/83
- 3 Chuck Nelson @ N.O., 1/3/88
- 3 Eddie Murray @ NYC, 12/27/97

Longest Field Goal

- 52 Fuad Reveziz @ NYC, 1/9/94

Field Goals Attempted

- 5 Chuck Nelson @ S.F., 1/9/88 (5 FG)

Extra Points Attempted-Made

- 5-5 Fred Cox vs. Wash., 12/18/76
- 5-5 Chuck Nelson @ N.O., 1/3/88
- 5-5 Gary Anderson vs. Ari., 1/10/99

RUSHING

Yards

- 140 Robert Smith vs. Dal., 1/9/00
- 124 Robert Smith vs. Ari., 1/10/99
- 122 Adrian Peterson @ N.O., 1/24/10

Rushing Attempts

- 31 Chuck Foreman @ LA Rams, 12/26/77

Touchdowns Rushing

- 3 Adrian Peterson @ N.O., 1/24/10
- 2 Dave Osborn vs. LA Rams, 12/27/69
- 2 Chuck Foreman vs. Wash., 12/18/76
- 2 Alfred Anderson vs. LA Rams, 12/26/88
- 2 Leroy Hoard vs. Ari., 1/10/99
- 2 Adrian Peterson vs. Phil., 1/4/09

Rushing Average (Min. 10 Attempts)

- 7.9 Chuck Foreman vs. LA Rams, 12/26/76 (15-118)
- 6.5 Robert Smith vs. Ari., 1/10/99 (19-124)
- 6.0 Dave Osborn vs. Cleve., 1/4/70 (18-108)

Longest Run

- 62 Chuck Foreman vs. LA Rams, 12/26/76
- 46 Oscar Reed vs. Wash., 12/22/73
- 41 Brent McClanahan vs. Wash., 12/18/76
- 40 Adrian Peterson vs. Phil., 1/4/09 (td)
- 30 Chuck Foreman vs. Wash., 12/18/76 (td)
- 30 Daunte Culpepper vs. N.O., 1/6/01

PASSING

Passing Yards

- 424 Jeff George @ St.L., 1/16/00
- 331 Randall Cunningham @ S.F., 1/3/98
- 316 Daunte Culpepper @ Phil., 1/16/05
- 310 Brett Favre @ N.O., 1/24/10
- 302 Daunte Culpepper vs. N.O., 1/6/01

Pass Attempts

- 52 Warren Moon vs. Chi., 1/1/95
- 48 Randall Cunningham vs. Atl., 1/17/99

Pass Completions

- 29 Warren Moon vs. Chi., 1/1/95
- 29 Randall Cunningham vs. Atl., 1/17/99
- 29 Jeff George @ St.L., 1/16/00

Touchdown Passes

- 4 Jeff George @ St.L., 1/16/00
- 4 Daunte Culpepper @ G.B., 1/9/05
- 4 Brett Favre vs. Dal., 1/17/10
- 3 Fran Tarkenton vs. Wash., 12/18/76
- 3 Randall Cunningham @ S.F., 1/3/98
- 3 Randall Cunningham vs. Ari., 1/10/99
- 3 Jeff George vs. Dall., 1/9/00
- 3 Daunte Culpepper vs. N.O., 1/6/01

Passes Had Intercepted

- 5 Tommy Kramer @ Phil., 1/3/81

Completion Percentage

(Min. 15 attempts)

- 72.2 Rich Gannon @ S.F., 1/6/90 (13-18)
- 65.5 Daunte Culpepper @ G.B., 1/9/05 (19-29)
- 64.3 Fran Tarkenton vs. Mia., 1/13/74 (18-28)

Longest Completion

- 75 Joe Kapp to Gene Washington vs. Cleve., 1/4/70, (td)
- 68 Daunte Culpepper to Randy Moss vs. N.O., 1/6/01 (td)
- 68 Daunte Culpepper to Moe Williams, @ G.B., 1/9/05 (td)
- 66 Randall Cunningham to Cris Carter @ S.F., 1/3/98

Most Times Sacked

- 8 Wade Wilson @ Wash., 1/17/88

PASS RECEIVING

Receptions

- 11 Amp Lee vs. Chi., 1/1/95
- 10 Anthony Carter @ S.F., 1/9/88

Receiving Yards

- 227 Anthony Carter @ S.F., 1/9/88
- 188 Randy Moss @ St.L., 1/16/00

Touchdowns Receiving

- 3 Sidney Rice vs. Dal., 1/17/10
- 2 John Gilliam vs. Wash., 12/22/73
- 2 John Gilliam vs. St.L., 12/21/74
- 2 Sammy White vs. Wash., 12/18/76
- 2 Cris Carter @ S.F., 1/3/98
- 2 Randy Moss @ St.L., 1/16/00
- 2 Randy Moss vs. N.O., 1/6/01
- 2 Randy Moss @ G.B., 1/9/05

RUSHING-RECEIVING

Yards

- 257 Anthony Carter @ S.F., 1/9/88, (ru-30, re-227)
- 199 Chuck Foreman @ LA Rams, 12/26/77, (ru-118, re-81)
- 198 Robert Smith vs. Dal., 1/9/00, (ru-140, re-58)

COMBINED YARDAGE

Yards

- 278 Anthony Carter @ S.F., 1/9/88 (ru-30, re-227, rt-21)

PUNTING

Punts

- 10 Bucky Scribner @ Wash., 1/17/88

Punt Average (Min. 4 punts)

- 50.8 Mitch Berger vs. Atl., 1/17/99 (4-203)

PUNT RETURNS

Punt Returns

- 6 Anthony Carter @ N.O., 1/3/88

Punt Return Yardage

- 143 Anthony Carter @ N.O., 1/3/88

Longest Punt Return

- 84 Anthony Carter @ N.O., 1/3/88 (td)
- 25 Anthony Carter @ Wash., 1/17/88

Punt Return Average (3 returns)

- 23.8 Anthony Carter @ N.O., 1/3/88, (6-143)

Fair Catches

- 5 Bobby Bryant vs. S.F., 12/27/70
- 5 Marcus Sherels @ G.B., 1/5/13

KICKOFF RETURNS

Kickoff Returns

- 7 Robert Tate @ St.L., 1/16/00

Kickoff Return Yardage

- 151 Robert Tate @ St.L., 1/16/00

Longest Kickoff Return

- 61 Clinton Jones vs. Dal., 12/25/71
- 58 Robert Smith vs. Chi., 1/1/95

Kickoff Return Average (3 returns)

- 26.5 David Palmer @ NYC, 12/27/97, (4-106)

INTERCEPTIONS

Interceptions

- 2 Bobby Bryant @ Dal., 12/30/73
- 2 Bobby Bryant vs. LA Rams, 12/26/76
- 2 John Turner vs. Atl., 1/9/83
- 2 Joey Browner vs. LA Rams, 12/26/88
- 2 Robert Griffith vs. Ari., 1/10/99

Interception Return Yardage

- 63 Bobby Bryant @ Dal., 12/30/73

Longest Interception Return (All TDs)

- 63 Bobby Bryant @ Dal., 12/30/73
- 45 Reggie Ruland, @ S.F., 1/9/88

FUMBLES

Longest Fumble Return (All TDs)

- 22 Paul Krause vs. S.F., 12/27/70
- 20 Nate Wright vs. St.L., 12/21/74

TACKLES

Career Total (solos and assists)

- 129 Jeff Siemon
- 123 Wally Hilgenberg
- 112 Alan Page

Season Total (solos and assists)

- 34 Jeff Siemon, 1974
- 32 Joey Browner, 1987
- 28 Roy Winston, 1969
- 28 Jeff Siemon, 1976

Game Total (solos and assists)

- 17 Jeff Siemon vs. Oak., 1/9/77
- 16 Wally Hilgenberg vs. Dal., 12/28/75
- 16 Jeff Siemon @ Phil., 1/3/81

SACKS

Career

- 10.5 Carl Eller (1964-78)
- 8.5 Alan Page (1967-78)
- 7.5 Jim Marshall (1961-79)

Season

- 4.0 Ray Edwards, 2009
- 3.0 Bob Lurtsema, 1974
- 3.0 Carl Eller, 1975
- 3.0 Chris Doleman, 1987

Game

- 3.0 Carl Eller vs. Dal., 12/28/75
- 3.0 Ray Edwards vs. Dal., 1/17/10
- 2.0 Carl Eller vs. LA Rams, 12/27/69
- 2.0 Alan Page vs. Dal., 12/25/71
- 2.0 Carl Eller vs. LA Rams, 12/26/76
- 2.0 Jim Marshall @ Dal., 1/1/78
- 2.0 Chris Doleman @ S.F., 1/9/88
- 2.0 Jason Fisk vs. Atl., 1/17/99
- 2.0 Jared Allen vs. Phil., 1/4/09

TEAM PLAYOFF RECORDS

SCORING

Most Points
44 @ N.O., 1/3/88, 44-10 W

Fewest Points
0 @ NYG, 1/14/01, 0-41 L

Opponent/Most Points
49 @ St.L., 1/16/00, 37-49 L

Opponent/Fewest Points
3 Dal., 1/27/10, 34-3 W

Most Decisive Win
34 @ N.O., 1/3/88, 44-10

Most Decisive Loss
41 @ NYG, 1/14/01, 0-41

Most Points Combined
86 @ St.L., 1/16/00, 37-49 L
62 vs. Ari., 1/10/99, 41-21 W

Most Points Overcome To Win Game
16 @ NYG, 12/27/97, 23-22 W
10 vs. LA Rams, 12/27/69, 23-20 W
8 vs. Atl., 1/9/83, 30-24 W

FIRST DOWNS

Most First Downs
31 @ N.O., 1/24/10
28 @ N.O., 1/3/88

Fewest First Downs
9 vs. Pitt., 1/12/75
9 @ NYG, 1/14/01

Opponent/Most First Downs
31 @ S.F., 1/3/98
31 @ NYG, 1/14/01

Opponent/Fewest First Downs
9 @ Dal., 12/30/73
9 @ N.O., 1/3/88
9 @ NYG, 1/14/01

MOST FIRST DOWNS BY:

Rushing
14 @ Dal., 12/30/73
14 @ N.O., 1/3/88

Passing
20 @ St.L., 1/16/00
19 vs. Atl., 1/17/99

Penalty

4 @ N.O., 1/24/10
4 vs. Atl., 1/9/83

FEWEST FIRST DOWNS BY:

Rushing
2 vs. K.C., 1/11/70
2 vs. Oak., 1/9/77
2 @ LA Rams, 12/31/78
2 @ S.F., 1/3/98
2 @ NYG, 1/14/01

Passing
4 vs. Pitt., 1/12/75
4 @ LA Rams, 12/26/77
4 vs. Wash., 1/2/93

MOST OPP. FIRST DOWNS BY:

Rushing
16 @ Dal., 12/28/96

Passing
19 @ NYG, 1/14/01

Penalty
5 @ S.F., 1/3/98
5 vs. Ari., 1/10/99

FEWEST OPP. FIRST DOWNS BY:

Rushing
0 @ N.O., 1/3/88

Passing
4 vs. Mia., 1/13/74
4 @ Wash., 1/7/88

TOTAL YARDS

Most Net Yards Gained
476 @ St. L., 1/16/00
475 @ N.O., 1/24/10
429 vs. N.O., 1/6/01

Fewest Net Yards Gained
114 @ NYG, 1/14/01
123 vs. Pitt., 1/12/75

Opponent/Most Net Yards Gained
518 @ NYG, 1/14/01

Opponent/Fewest Net Yards Gained
149 @ N.O., 1/3/88

RUSHING

Most Yards Rushing
222 vs. Clev., 1/4/70
210 @ N.O., 1/3/88

Fewest Yards Rushing
21 vs. Pitt., 1/12/75

Opponent/Most Yards Rushing
255 @ Dal., 12/28/96

Opponent/Fewest Yards Rushing
31 @ St.L., 1/16/00
50 @ Balt., 12/22/68

PASSING

Most Net Yards Passing
389 @ St.L., 1/16/00
340 vs. Chi., 1/1/95

Fewest Net Yards Passing
45 @ LA Rams, 12/26/77

Opponent/Most Net Yards Passing
380 @ NYG, 1/14/01

Opponent/Fewest Net Yards Passing
63 @ Dal., 12/30/73
63 vs. Mia., 1/13/74

Most Pass Attempts
61 vs. Chi., 1/1/95
50 @ St.L., 1/16/00

Fewest Pass Attempts
10 @ LA Rams, 12/26/77
13 vs. Clev., 1/4/70

Opponent/Most Pass Attempts
48 vs. N.O., 1/6/01
45 vs. LA Rams, 12/26/88

Opponent/Fewest Pass Attempts
7 vs. Mia., 1/13/74

Most Pass Completions
33 vs. Chi., 1/1/95
29 vs. Atl., 1/17/99
29 @ St.L., 1/16/00

Fewest Pass Completions
5 @ LA Rams, 12/26/77
6 vs. Wash., 1/2/93

Opponent/Most Completions
30 vs. N.O., 1/6/01
29 @ NYG, 1/14/01

Opponent/Fewest Completions
6 vs. Mia., 1/13/74

Most QB Sacks
6 vs. Dal., 1/17/10

Opponent/Most QB Sacks
8 @ Wash., 1/17/88

INTERCEPTIONS

Most Passes Intercepted
4 @ Dal., 12/30/73
4 @ N.O., 1/3/88
4 @ G.B., 1/9/05

Opponent/Most Passes Intercepted
5 @ Phil., 1/3/81



Leroy Hoard tied a Vikings record with 18 points in a playoff game against Arizona on Jan. 10, 1999.

PENALTIES

Most Penalties
11 vs. Chi., 1/1/95

Fewest Penalties
1 vs. S.F., 12/27/70

Opponent/Most Penalties
13 vs. Ari., 1/10/99

Opponent/Fewest Penalties
0 vs. Wash., 12/22/73

Most Yards Penalized
108 @ Phil., 1/16/05

Fewest Yards Penalized
5 vs. S.F., 12/27/70

Opponents/Most Yards Penalized
107 vs. Pitt., 1/12/75

PUNTING

Most Punts
10 @ Wash., 1/17/88

Fewest Punts
1 vs. Ari., 1/10/99

Opponent/Most Punts
8 vs. S.F., 12/27/70
8 @ Dal., 1/1/78
8 @ Wash., 1/17/88
8 @ G.B., 1/5/13

Opponent/Fewest Punts
1 @ Dal., 12/28/96
1 @ NYG, 1/14/01

Highest Average (4 Punts)
50.8 vs. Atl., 1/17/99

Opponent/Highest Average (4 Punts)
51.3 @ N.O., 1/24/10

PUNT RETURNS

Most Punt Returns
6 @ N.O., 1/3/88

Most Punt Return Yards
143 @ N.O., 1/3/88

Opponent/Most Punt Returns
7 vs. LA Rams, 12/26/76

Opponent/Most Punt Return Yards
109 vs. Phi. 1/4/09

KICKOFF RETURNS

Most Kickoff Returns
8 @ Dal., 12/28/96
8 @ St.L., 1/16/00
8 @ NYG, 1/14/01

Most Kickoff Return Yards
174 @ St.L., 1/16/00

Opponent/Most Kickoff Returns
8 @ Wash., 1/9/88

Opponent/Most Kickoff Return Yards
183 @ N.O., 1/24/10

FUMBLES

Most Fumbles
6 @ N.O., 1/24/10

Most Fumbles Lost
4 @ Dal., 12/28/96

Opponent/Most Fumbles
5 vs. S.F., 12/27/70

Opponent/Most Fumbles Lost
3 vs. S.F., 12/27/70
3 vs. LA Rams, 12/29/74

PLAYOFF RESULTS

1968 (8-6 regular season, NFL Central Champions)
Western Conference Championship
at Baltimore (60,238) 12/22/68 14-24 L

1969 (12-2 regular season, NFL Central Champions)
Western Conference Championship
vs. L.A. Rams (47,900) 12/27/69 23-20 W
NFL Championship
vs. Cleveland (47,900) 1/4/70 27-7 W
Super Bowl IV (New Orleans, LA)
vs. Kansas City (80,562) 1/11/70 7-23 L

1970 (12-2 regular season, NFC Central Champions)
NFC Divisional Playoffs
vs. San Francisco (46,050) 12/27/70 14-17 L

1971 (11-3 regular season, NFC Central Champions)
NFC Divisional Playoffs
vs. Dallas (49,100) 12/25/71 12-20 L

1973 (12-2 regular season, NFC Central Champions)
NFC Divisional Playoffs
vs. Washington (46,409) 12/22/73 27-20 W
NFC Championship Game
at Dallas (60,272) 12/30/73 27-10 W
Super Bowl VIII (Houston, TX)
vs. Miami (68,142) 1/13/74 7-24 L

1974 (10-4 regular season, NFC Central Champions)
NFC Divisional Playoffs
vs. St. Louis (44,626) 12/21/74 30-14 W
NFC Championship Game
vs. L.A. Rams (47,404) 12/29/74 14-10 W
Super Bowl IX (New Orleans, LA)
vs. Pittsburgh (80,997) 1/12/75 6-16 L

1975 (12-2 regular season, NFC Central Champions)
NFC Divisional Playoffs
vs. Dallas (46,425) 12/28/75 14-17 L

1976 (11-2-1 regular season, NFC Central Champions)
NFC Divisional Playoffs
vs. Washington (47,221) 12/18/76 35-20 W
NFC Championship Game
vs. L.A. Rams (47,191) 12/26/76 24-13 W
Super Bowl XI (Pasadena, CA)
vs. Oakland (103,438) 1/9/77 14-32 L

1977 (9-5 regular season, NFC Central Champions)
NFC Divisional Playoffs
at L.A. Rams (62,538) 12/26/77 14-7 W
NFC Championship Game
at Dallas (61,968) 1/1/78 6-23 L

1978 (8-7-1 regular season, NFC Central Champions)
NFC Divisional Playoffs
at L.A. Rams (69,631) 12/31/78 10-34 L

1980 (9-7 regular season, NFC Central Champions)
NFC Divisional Playoffs
at Philadelphia (68,434) 1/3/81 16-31 L

1982 (5-4 regular season, strike-shortened season)
NFC First-Round Playoffs
vs. Atlanta (60,560) 1/9/83 30-24 W
NFC Second-Round Playoffs
at Washington (54, 593) 1/15/83 7-21 L

1987 (8-7 regular season, NFC Central runner-up)
NFC First-Round Playoffs
at New Orleans (68,127) 1/3/88 44-10 W
NFC Divisional Playoffs
at San Francisco (62,547) 1/9/88 36-24 W
NFC Championship Game
at Washington (55,212) 1/17/88 10-17 L

1988 (11-5 regular season, NFC Central runner-up)
NFC First-Round Playoffs
vs. L.A. Rams (57,666) 12/26/88 28-17 W
NFC Divisional Playoffs
at San Francisco (61,848) 1/1/89 9-34 L

1989 (10-6 regular season, NFC Central Champions)
NFC Divisional Playoffs
at San Francisco (64,585) 1/6/90 13-41 L

1992 (11-5 regular season, NFC Central Champions)
NFC First-Round Playoffs
vs. Washington (57,353) 1/2/93 7-24 L

1993 (9-7 regular season, NFC Central runner-up)
NFC First-Round Playoffs
at N.Y. Giants (75,089) 1/9/94 10-17 L

1994 (10-6 regular season, NFC Central Champions)
NFC First-Round Playoffs
vs. Chicago (60,347) 1/1/95 18-35 L

1996 (9-7 regular season, NFC Central runner-up)
NFC First-Round Playoffs
at Dallas (64,682) 12/28/96 15-40 L

1997 (9-7 regular season, NFC Central 4th place)
NFC First-Round Playoffs
at N.Y. Giants (77,710) 12/27/97 23-22 W
NFC Divisional Playoffs
at San Francisco (65,018) 1/3/98 22-38 L

1998 (15-1 regular season, NFC Central Champions)
NFC Divisional Playoffs
vs. Arizona (63, 760) 1/10/99 41-21 W
NFC Championship
vs. Atlanta (64,060) 1/17/99 27-30 L (OT)

1999 (10-6 regular season, NFC Central runner-up)
NFC First-Round Playoffs
vs. Dallas (64,056) 1/9/00 27-10 W
NFC Divisional Playoffs
at St. Louis (66,194) 1/16/00 37-49 L

2000 (11-5 regular season, NFC Central Champions)
NFC Divisional Playoffs
vs. New Orleans (63,881) 1/6/01 34-16 W
NFC Championship
at NY Giants (79,310) 1/14/01 0-41 L

2004 (8-8 regular season, NFC North runner-up)
NFC First-Round Playoffs
at Green Bay (71,075) 1/9/05 31-17 W
NFC Divisional Playoffs
at Philadelphia (67,222) 1/16/05 14-27 L

2008 (10-6 regular season, NFC North Champions)
NFC First-Round Playoffs
vs. Philadelphia (61,746) 1/4/09 14-26 L

2009 (12-4 regular season, NFC North Champions)
NFC Divisional Playoffs
vs. Dallas (63,547) 1/17/10 34-3 W
NFC Championship
at New Orleans (71,276) 1/24/10 28-31 L (OT)

2012 (10-6 regular season, NFC North runner-up)
NFC First-Round Playoffs
at Green Bay (71,548) 1/5/13 10-24

ALL-TIME PLAYOFF GAMES BY FRANCHISE

Team	Total Games	W-L
Dallas Cowboys	58	33-25
Pittsburgh Steelers	54	33-21
San Francisco 49ers	50	30-20
Green Bay Packers	49	30-19
New York Giants	48	24-24
MINNESOTA VIKINGS	46	19-27
New England Patriots	43	25-18
Oakland Raiders	43	25-18
St. Louis Rams	43	19-24
Indianapolis Colts	42	20-22

mini VIKINGS



Presented by

Children's
Hospitals and Clinics
of Minnesota

With a Mini Vikings membership you can show off your Vikings pride and receive all kinds of cool benefits. Ages 16 and under are allowed to join this exclusive club that will give you an inside look at the Minnesota Vikings.

Member Benefits

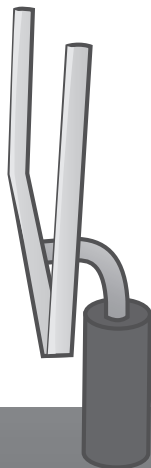
- Exclusive Access to Mini Vikings Events at Training Camp, Game Days, and more...
- Entry into Member-only Contests
- Eligibility for Vikings Autographed Merchandise Giveaways
- A 10% Discount at Minnesota Vikings Locker Room Stores
- Member Items like a t-shirt, a cinch bag, helmet horn decals, a personalized membership card and much more...



JOIN TODAY!

Vikings.com/minivikings

Questions? Email minivikings@vikings.nfl.net



2014 TEAM GUIDE



HISTORY

BACK TO FOOTBALL



GRAB YOUR RUNNING SHOES AND
CELEBRATE
THE RETURN OF
VIKINGS
FOOTBALL

Kick off the 2013 NFL season with the Minnesota Vikings
Back to Football Run on September 21!

PRESENTED BY :



TWIN CITIES
ORTHOPEDICS



PARTICIPANT PERKS :

- Finish on the plaza at Mall of America Field
- Participant Technical Tee and Finisher's Medal
- Post-Race Tailgate Party and Beer Garden
- Virtual Goodie Bag with Special Offers from our Sponsors

FOR MORE INFORMATION & TO REGISTER: VIKINGS.COM/RUN

VIKINGS LORE

FRANCHISE FOUNDED – Minnesota was granted an NFL franchise at the league owners' meetings in Miami on Jan. 28, 1960. The team began play in 1961. The founding group consisted of Max Winter, E. William Boyer, H.P. Skoglund, Ole Haugrud and Bernard H. Ridder, Jr.

ROSE NAMED GENERAL MANAGER – In August 1960, former Los Angeles Rams Public Relations Director Bert Rose was named the team's first General Manager.

TEAM NICKNAMED – In one of his first moves with the team, Bert Rose recommended the nickname "Vikings" to the Board of Directors. The name was selected because it represented both an aggressive person with the will to win and the Nordic tradition in the northern Midwest.

FIRST COLLEGE DRAFT – On Dec. 27, 1960, RB Tommy Mason of Tulane was taken with the 1st overall choice and the first-ever draft pick utilized by the Vikings. Also selected that year were QB Fran Tarkenton (3rd round) and DB Ed Sharrockman (5th round).

FIRST HEAD COACH – Norm Van Brocklin was selected as the first head coach in franchise history on Jan. 18, 1961. He retired as a player in 1960 after 12 seasons in the NFL as a Hall of Fame QB who led Philadelphia to the NFL title in his final season on the field in 1960. Known as "The Dutchman" his tenacious style was infamous as a player and coach.

EXPANSION DRAFT – Following the 1960 season, the Vikings were allowed to select 3 players from the roster of each team after each team was allowed to protect 30 of their 38 players. Dallas, a 1960 expansion team, was exempt from this process. Among the future Vikings stalwarts selected in the Jan. 26, 1961 Expansion Draft were OL Grady Alderman (Detroit) and RB Hugh McElhenny (San Francisco).

ASSIGNED CONFERENCE – On April 12, 1961, the NFL assigned the Vikings to the Western Conference. Minnesota joined Baltimore, Chicago, Detroit, Green Bay, Los Angeles and San Francisco in the conference.

TRAINING CAMP OPENS IN BEMIDIJ – The fledgling Vikings opened their debut training camp on the campus of Bemidji State University on July 7, 1961.

FIRST GAME – In the first game in franchise history, the Vikings played the Dallas Cowboys in a preseason game in Sioux Falls, SD, on Aug. 5, 1961. The Cowboys defeated the Vikings, 38-13.

FIRST HOME GAME – The Minnesota Vikings played the Los Angeles Rams in preseason action at Metropolitan Stadium in Bloomington, MN, on Sept. 10, 1961, the team's first game in the Twin Cities. The Rams defeated the Vikings, 21-17.

FIRST REGULAR-SEASON GAME – In a stunning upset, the Vikings defeated the Chicago Bears, 37-13, at Metropolitan Stadium in the Vikings' first NFL regular-season game on Sept. 17, 1961. Kicker Mike Mercer scored the first points in team history with a 12-yard field goal. Bob Schnelker scored the team's first touchdown on a 14-yard pass from Fran Tarkenton. In his NFL debut Tarkenton came off the bench to complete 17-of-23 passes for 250 yards and 4 touchdowns.

FIRST PRO BOWLERS – On Jan. 14, 1962, RB Hugh McElhenny and WR Jerry Reichow became the first Vikings to compete in the Pro Bowl. They were part of the Western Conference All-Stars who beat the Eastern Conference squad, 31-30, at the Los Angeles Coliseum.

FIRST ALL-PRO – In 1963 RB Tommy Mason, who was the team's first ever draft choice, was the first Vikings player to earn All-Pro recognition. He was a consensus pick after rushing for 763 yards and 7 touchdowns on 166 carries (4.6 avg.).

FINKS HIRED – On Sept. 11, 1964, Jim Finks was named the team's second general manager, succeeding Bert Rose, who resigned in June, 1964. Finks previously had served as general manager for Calgary of the Canadian Football League for 7 years.

FIRST WINNING SEASON – Minnesota won its first 3 regular-season games in 1964 to achieve the first winning season in team history with an 8-5-1 record. The Vikings tied for 2nd in the NFL Western Conference behind Baltimore.

MET EXPANDED – A new grandstand was constructed on the east side of Metropolitan Stadium that increased capacity from 41,200 to 47,200. The new seats were formally dedicated on Aug. 20, 1965, when Minnesota played Philadelphia in a preseason game.

NFL RE-ALIGNED – On Dec. 2, 1966, Minnesota, Chicago, Detroit and Green Bay were chosen to make up the newly-formed Central Division of the Western Conference of the NFL.

VAN BROCKLIN RESIGNS – After compiling a 29-51-4 record while leading the Vikings in their first six years of existence, Head Coach Norm Van Brocklin resigned in Feb. 11, 1967. His best season was 1964, when he led the team to a tie for 2nd place in the NFL Western Conference with an 8-5-1 record.

TARKENTON TRADED – On March 7, 1967, QB Fran Tarkenton is traded to the NY Giants for a 1st and 2nd-round choice in 1967, a 1st-round choice in '68 and a 2nd-round choice in '69. With the picks Minnesota selected Clinton Jones and Bob Grim in '67, Nor Rony in '68 and Ed White in '69.

GRANT NAMED HEAD COACH – Bud Grant was named the 2nd head coach in Vikings history on March 10, 1967. He came to Minnesota after leading the Winnipeg Blue Bombers to 4 Grey Cup titles in 10 years as head coach.

FIRST DIVISION TITLE – On Dec. 15, 1968 the Vikings defeated the Philadelphia Eagles, 24-17, at Franklin Field then retired to the dressing room to listen to the Chicago-Green Bay game on the radio. Minnesota needed the Bears to lose to clinch the Vikings' 1st Division title. Chicago tried to rally from a 28-10 4th quarter deficit but eventually fell 28-17.

FIRST PLAYOFF GAME – On Dec. 22, 1968, in the first playoff game in franchise history, the Colts defeated the Vikings, 24-14, in the Western Conference Championship Game at Baltimore's Memorial Stadium. Minnesota trailed 21-0 in the 4th quarter but a late rally fell short.

SECOND DIVISION TITLE – On Nov. 27, 1969, the Vikings shut out Detroit, 27-0, at Tiger Stadium to clinch the franchise's 2nd division title. The victory over the Lions was the 10th of a 12-game win streak, the longest in the NFL in 35 years. Minnesota finished the season with the NFL's best record (12-2) of '69.

FIRST PLAYOFF WIN – On Dec. 27, 1969, in the first NFL playoff game in Minnesota, the Vikings came from behind to defeat the LA Rams, 23-20, in the Western Conference Championship Game. Minnesota overcame deficits of 17-7 at halftime and 20-14 in the 4th quarter for the franchise's 1st postseason win.

FIRST NFL CHAMPIONSHIP GAME – The Vikings defeated the Browns, 27-7, in the NFL Championship Game on Jan. 4, 1970, at Metropolitan Stadium. Minnesota became the 1st modern NFL expansion team to win an NFL Championship Game. The Vikings dominated the game, leading 27-0 at one point.

FIRST SUPER BOWL – On Jan. 11, 1970, the Vikings lost to Kansas City, 23-7, in Super Bowl IV at Tulane Stadium in New Orleans. Not only was the game the 1st Super Bowl in franchise history, but it was the 1st Super Bowl played by a modern expansion team.

AFL-NFL MERGER LEADS TO RE-ALIGNMENT – In January 1970 the modern NFL was divided into the American Conference (AFC) and National Conference (NFC) with an Eastern, Central and Western Division in each Conference. Minnesota is assigned to the NFC Central with foes Chicago, Detroit and Green Bay.

THIRD DIVISION TITLE – On Dec. 5, 1970, the Vikings defeated the Bears, 16-13, at Metropolitan Stadium to clinch their 3rd straight division title. Minnesota hosted San Francisco in a divisional playoff game but lost, 17-14. For the 2nd consecutive season, the Vikings had the league's best record with a 12-2 mark.

FOURTH DIVISION TITLE – On Dec. 11, 1971, the Vikings defeated the Lions, 29-10, at Metropolitan Stadium to clinch their 4th-straight division title. Minnesota finished the year with an 11-3 mark, which tied Dallas for the league's best record in '71. The Vikings lost to the eventual Super Bowl champion Cowboys, 20-12, in a divisional playoff game at Metropolitan Stadium.

PAGE NAMED NFL'S MVP – In 1971 Alan Page became the first defensive player to be named the Most Valuable Player of the National Football League by the Associated Press. Page headed a Vikings defense that held opponents to fewer than 10 points a game to lead the league in scoring defense for the 3rd consecutive year.

VIKINGS RE-ACQUIRE TARKENTON – On January 27, 1972 the Vikings traded Norm Snead, Bob Grim, Vince Clements and a 1st-round choice in '72 and '73 to the NY Giants for Fran Tarkenton.

BOYER DIES – On February 19, 1972 E. William Boyer passed away. He was one of the prime forces in the drive to bring an NFL franchise to Minnesota. Boyer was president of the Vikings from 1960-64 and sat on the Board of Directors for the first 12 years of the team's existence. He was replaced on the team's Board of Directors by his son-in-law Jack Steele.

FIFTH DIVISION TITLE – The Vikings began the '73 season with 9 straight victories and clinched the NFC Central championship before they even lost a game. Minnesota clinched the division crown by defeating Detroit, 28-7, at Metropolitan Stadium on Nov. 11, 1973. The Vikings finished with a 12-2 mark, which tied for the best record in the league that year.

SECOND SUPER BOWL – On Jan. 13, 1974, the Vikings played in the 2nd Super Bowl in franchise history against the Miami Dolphins at Rice Stadium in Houston, TX. The Dolphins prevailed, 24-7. Minnesota earned the trip to Super Bowl VIII by defeating Dallas, 27-10, in the NFC Championship game.



Bud Grant and Chuck Foreman, who were both named to the 50 Greatest Vikings list, spent seven years together from 1973-1979. In that time the Vikings won six division championships and appeared in three Super Bowls.

FINKS RESIGNS – After the 1973 season, Executive Vice President and General Manager Jim Finks resigned. Under Finks, who was hired in 1964, the Vikings won 5 division titles and appeared in 2 Super Bowls. He also hired Bud Grant as head coach in '67.

SIXTH DIVISION TITLE – On Dec. 1, 1974, the Vikings clinched the NFC Central crown by defeating the Saints, 29-9, at Metropolitan Stadium, while the Packers lost, 36-14, at Philadelphia. Minnesota tied for the best record in the NFC with a 10-4 mark.

THIRD SUPER BOWL – The Vikings played in their 2nd straight Super Bowl, losing to the Pittsburgh Steelers, 16-6, at Tulane Stadium in New Orleans on Jan. 12, 1975. Minnesota earned a trip to Super Bowl IX by defeating the Los Angeles Rams, 14-10, at Metropolitan Stadium on Dec. 29, 1974.

FRONT OFFICE CHANGES – In the spring of 1975, Max Winter, one of the team's founders and its president since 1965, took over active management of the franchise. In addition, Mike Lynn, who was hired as an assistant to the president on Aug. 15, 1974, was named the team's general manager.

SEVENTH DIVISION TITLE – The Vikings clinched their 3rd straight NFC Central title and their 7th division championship in 8 years on Thanksgiving Day Nov. 27, 1975, when the Lions lost to the Rams, 20-0. Minnesota won 10 consecutive games to start the season and finished the year with the best record (12-2) in the NFL. The Vikings were upset, 17-14, in the divisional playoffs at Metropolitan Stadium on Dec. 28, 1975, when the Dallas Cowboys scored on a last minute 50-yard touchdown pass.

TARKENTON NAMED LEAGUE MVP – Quarterback Fran Tarkenton was named the NFL's Most Valuable Player for 1975 after leading the Vikings to the league's best record (12-2). He led the NFC and finished 2nd in the NFL in passing with a 51.7 rating. He completed 273-of-425 passes for 2,394 yards and 25 TDs with 13 INTs.

HAUGSRUD DIES – Ole Haugsrud passed away in March, 1976. He was one of the prime forces in the drive to bring an NFL franchise to Minnesota. Haugsrud sat on the Board of Directors for 16 years of the team's existence. He was replaced on the team's Board of Directors by his widow Margaret Haugsrud.

EIGHTH DIVISION TITLE – The Vikings clinched their 4th consecutive NFC Central championship and their 8th division title in 9 years by defeating the Packers, 17-10, at Milwaukee County Stadium on Nov. 21, 1976. Minnesota finished the season with the best record in the NFC at 11-2-1.

FOURTH SUPER BOWL – The Vikings played in their 3rd Super Bowl in 4 years against the Oakland Raiders at the Rose Bowl in Pasadena, CA, on Jan. 9, 1977. Minnesota lost, 32-14. The Vikings earned a trip to Super Bowl XI by defeating the Rams, 24-13, at Metropolitan Stadium on Dec. 26, 1976, in what ended up being the last Vikings playoff game at the Met.

KAPLAN NAMED TO BOARD – In 1977 team attorney Sheldon Kaplan was named to the Vikings Board of Directors. He replaced Bernard H. Rider, Jr., who was one of the team's 5 founders.

NINTH DIVISION TITLE – The Vikings clinched the NFC Central crown on the season's final weekend by defeating the Lions, 30-21, in Detroit on Dec. 17, 1977. Minnesota wrapped up its 5th straight NFC Central title and its 9th division crown in 10 seasons.

FOURTH NFC CHAMPIONSHIP GAME – On Jan. 1, 1978 the Vikings played Dallas in their 4th NFC Championship Game in 5 years at Texas Stadium. Minnesota lost 23-6 to the Super Bowl champs.

CHANGES ON BOARD – John Skoglund and Vikings General Manager Mike Lynn were named to the team's Board of Directors replacing Margaret Haugsrud and H.R. Skoglund, who was one of the team's founders. Haugsrud joined the board in 1976, replacing her husband Ole, who passed away.

10TH DIVISION TITLE – Despite losing in the regular-season finale to the Raiders, 27-20, on Dec. 17, 1978, at Oakland-Alameda County Coliseum, the Vikings captured the NFC Central title when the Packers, who played at the same

time as Minnesota, lost to the Rams, 31-14, at the LA Coliseum. It was the Vikings' 6th straight NFC Central crown and their 10th division championship in 11 years.

METRODOME GROUND BREAKING – In December, 1979, ground was broken for construction of the Hubert H. Humphrey Metrodome in downtown Minneapolis. The stadium, which will house both the Vikings and Twins, was scheduled to open in April, 1982.

11TH DIVISION TITLE – Minnesota clinched its 7th NFC Central title in 8 years by defeating the Browns, 28-23, at Met Stadium on Dec. 14, 1980. It also was the Vikings' 11th division title in 13 seasons. Minnesota lost to the NFC Champion Eagles, 31-16, at Veterans Stadium on Jan. 3, 1981 in the divisional playoffs.

WINTER PARK OPENS – On May 15, 1981, the Vikings moved into a new facility in Eden Prairie that houses the team's offices, locker room and practice fields. The complex was named "Winter Park" after Max Winter, one of the Vikings founders who served as the team's president from 1965-87.

FAREWELL MET – On Dec. 20, 1981, the Vikings hosted the Chiefs in Minnesota's final game at Metropolitan Stadium. The Vikings lost, 10-6. The final points at the stadium were scored on a 33-yard field goal by Minnesota kicker Rick Danmeier. The last Vikings touchdown at Met Stadium was scored on a 6-yard run by Ted Brown against Green Bay on Nov. 29, 1981.

METRODOME OPENS – The Vikings played their 1st game at the Metrodome in a preseason matchup against Seattle on Aug. 21, 1982. Minnesota prevailed, 7-3. The 1st touchdown in the new facility was scored by Joe Senner on an 11-yard pass from Tommy Kramer. The 1st regular-season game in the Metrodome was the 1982 opener on September 12, when the Vikings defeated Tampa Bay, 17-10. Ricky Young scored the 1st regular-season touchdown in the facility on a 3-yard run in the 2nd quarter.

12TH PLAYOFF APPEARANCE – In a strike-shortened 9-game 1982 season, the Vikings won 3-of-their-last-4 regular-season games to earn post-season berth.

FIRST DOME PLAYOFF GAME – On Jan. 9, 1983, the Vikings defeated Atlanta, 30-24, in a 1st-round game that was the 1st playoff matchup in the Metrodome. Minnesota lost to the eventual Super Bowl Champion Redskins, 21-7, in the NFC semi-finals at RFK Stadium on Jan. 15, 1983.

GRANT RETIRES – On Jan. 27, 1984, Bud Grant retired as Head Coach of the Vikings. In 17 seasons Grant led Minnesota to 12 playoff appearances, 11 division titles and 4 Super Bowls. His career regular-season record was 151-87-5 (.632).

STECKEL HIRED – Les Steckel, who was an offensive assistant with the Vikings for 5 seasons, was named the 3rd head coach in franchise history on Jan. 29, 1984. Steckel, who came to the Vikings in 1979 after working as an assistant with the 49ers, was the youngest head coach in the NFL in '84 at age 38.

GRANT RETURNS – On Dec. 18, 1984, Bud Grant was re-hired as head coach. He replaced Les Steckel who guided the team in 1984 after Grant retired following the 1983 season.

GRANT RE-RETIRES – On Jan. 6, 1986 following the 1985 season, Bud Grant retired as head coach of the Vikings. He originally retired after the 1983 season but returned in '85. At the time of his retirement he was the 6th winningest coach in NFL history with 168 career wins, including playoffs. In 18 seasons he led the team to a 158-96-5 regular-season record.

BURNS HIRED – Longtime Vikings assistant coach Jerry Burns was named the 4th head coach in team history on Jan. 7, 1986. He served as the Vikings offensive coordinator from 1968-85, when the team won 11 division titles and played in 4 Super Bowls.

TARKENTON ENSHRINED – On Aug. 2, 1986, Fran Tarkenton became the 1st player who spent the majority of his career with the Vikings to be inducted into the Pro Football Hall of Fame. He retired following the 1978 season with then NFL career records for passing yards (47,003), completions (3,686) and touchdown passes

(342). He led the team to 6 NFC Central titles, 4 NFC Championship Games and 3 Super Bowls.

13TH PLAYOFF APPEARANCE – Despite a strike replacement unit that saddled the Vikings with 3 losses, the team made the playoffs as a wild-card entrant with an 8-7 record in 1987. It was the team's 1st postseason appearance under Jerry Burns, who was in his 2nd season as the Vikings head coach.

FIFTH NFC CHAMPIONSHIP GAME – The Vikings played the Redskins in the NFC Championship Game on Jan. 17, 1988, at RFK Stadium. Trailing 17-10, the Vikings drove to the Redskins' 6-yard line with a little over a minute left in the game but failed to get the ball into the end zone. Minnesota upset New Orleans, 44-10, at Candlestick Park in the first 2 rounds of the playoffs to earn a trip to the conference title game.

BOARD ADDS MEMBERS – Four people were added to the Vikings Board of Directors in 1988. Joining Max Winter, John Skoglund, Jack Steele, Sheldon Kaplan and Mike Lynn were Wheelock Whitney, Jay Dyer, Irwin Jacobs and Carl Pohlad.

PAGE ENSHRINED – On July 30, 1988, Alan Page became the 2nd player who spent the majority of his career with the Vikings to be inducted into the Pro Football Hall of Fame. Drafted by Minnesota in the 1st round in 1967, Page made the Pro Bowl 9 times. In 1971 he became the 1st defensive player to be named the NFL's Most Valuable Player by Associated Press. Page played on teams that won 10 NFC Central titles and played in 4 Super Bowls.

14TH PLAYOFF APPEARANCE – The Vikings won 6-of-their-last-7 games in 1988 to earn a wild-card berth into the playoffs. Minnesota finished with an 11-5 record then defeated the Rams, 28-17, on December 26 in a first-round playoff game at the Metrodome. The Vikings fell the following week to eventual Super Bowl winner San Francisco at Candlestick Park.

REMAINING FOUNDER LEAVES BOARD – In 1989, Max Winter, the last of the original 5 Vikings' founders on the team's Board of Directors, left the board. He also served as the team's president from 1965-87. He was replaced on the board by Gerald Schwalbach.

WALKER ACQUIRED – On Oct. 12, 1989, the Vikings acquired Herschel Walker from Dallas for Issiac Holt, David Howard, Darrin Nelson, Jesse Solomon, Alex Stewart, a 1st-round choice in 1992, conditional 1st-round choices in 1990 and '91, conditional 2nd-round choices in 1990, '91 and '92, and a conditional 3rd-round choice in 1992. The final result of the trade gave the Vikings Walker, a 3rd (Mike Jones), 5th (Reggie Thornton) and 10th-round choice (Pat Newman) in 1990 and a 3rd-round choice in 1991 (Jake Reed), while Dallas received all 5 players, a 1st, 2nd and 6th-round choice in 1990, a 1st and 2nd-round choice in 1991 and a 1st, 2nd and 3rd-round choice in 1992.

12TH DIVISION TITLE – The Vikings captured their 12th division title since 1968 by defeating the Cincinnati Bengals, 29-21, at the Metrodome in a Monday night game on Christmas Day in 1989. It also was Minnesota's 15th postseason appearance in the past 22 years. The Vikings finished the season with a 10-6 record but lost to eventual Super Bowl Champion San Francisco, 41-13, at Candlestick Park in the divisional playoffs on Jan. 6, 1990.

HEADRICK NAMED TEAM PRESIDENT – On Jan. 1, 1991, Roger Headrick became president and CEO of the Vikings. He replaced Mike Lynn as the person in charge of day-to-day operations of the club. In addition Headrick and Philip Maas replaced Jack Steele and Sheldon Kaplan on the board of directors.

BURNS RETIRES – On Dec. 3, 1991, Jerry Burns announced his retirement. In 6 seasons as Head Coach of the Vikings, Burns compiled a career record of 52-43 (.547). He also led Minnesota to 3 playoff appearances, including a division title and an NFC Championship Game.

CHANGES ON BOARD – On Dec. 16, 1991, the team's ownership structure was reorganized. Irwin Jacobs and Carl Pohlad sold their shares to a group consisting of Vikings President/CEO Roger Hedrick, John Skoglund, Jaye Dyer, Philip Maas, Mike Lynn, Wheelock Whitney, James Binger, Bud Grossman, Elizabeth MacMillan and Carol Sperry.

GREEN NAMED HEAD COACH – On Jan. 10, 1992, Dennis Green was named the 5th Head Coach in team history. He came to Minnesota after turning around a struggling Stanford University football program as head coach there from 1989-91.

13TH DIVISION TITLE – On Dec. 20, 1992 the Vikings defeated the Steelers, 6-3, at Three Rivers Stadium to earn the franchise's 13th division title. It also was Minnesota's 16th playoff season since 1968. Dennis Green also posted the most victories (11) and the 1st division title by a 1st-year head coach in team history. The Vikings lost to the defending Super Bowl champion Redskins, 24-7, in a 1st-round playoff game at the Metrodome on Jan. 2, 1993.

17TH PLAYOFF APPEARANCE – In 1993, for the first time since 1974, the Vikings won their final 3 regular-season games to earn a Wild-Card playoff berth. It was the team's 17th postseason appearance since 1968. Minnesota lost to the Giants, 17-10, in Giants Stadium in a first-round playoff game on Jan. 3, 1994.

MOON ACQUIRED – On April 14, 1994 the Vikings traded a 4th-round draft choice in 1994 and a 3rd-round draft choice in 1995 to the Houston Oilers for quarterback Warren Moon, who has thrown for more yardage and touchdowns as a professional than any other player. He set team season records for passing yards (4,264) in '94 and for completions (377) and touchdown passes (33) in '95.

GRANT ENSHRINED – On July 30, 1994, Bud Grant was inducted into the Pro Football Hall of Fame. He coached the Vikings from 1967-83 then again in '85. During his tenure Minnesota made the playoffs 12 times, won 11 division titles and played in 4 Super Bowls. Grant was the first person to be elected to the Pro Football Hall of Fame and the Canadian Football League Hall of Fame.

14TH DIVISION TITLE – On the final day of the 1994 regular season, the Vikings defeated the 49ers, 21-14, in a Monday night game to earn their 2nd NFC Central title in 3 seasons and their 3rd straight playoff berth. It also was Minnesota's 14th division title and 18th postseason appearance since 1968. Dennis Green became only the 7th NFL coach to lead his team to the playoffs in his first 3 seasons.

FINKS ENSHRINED – Former Vikings General Manager Jim Finks was inducted into the Pro Football Hall of Fame on July 25, 1995. During his decade with Minnesota, the team won 5 division titles and appeared in 2 Super Bowls. Finks passed away on May 8, 1994, and was inducted posthumously, represented by his family.

WINTER PASSES AWAY – Max Winter, who served as the owner and President of the Vikings from 1965-87, passed away on July 26, 1996. He was one of the prime forces bringing an NFL franchise to Minnesota and was a big factor in the building of the Metrodome and attracting Super Bowl XXVI to the Twin Cities.



Max Winter, a Vikings founder and the namesake of Winter Park, helped bring Super Bowl XXVI to the Twin Cities.

19TH PLAYOFF APPEARANCE – On Dec. 15, 1996, the Vikings defeated the Buccaneers, 21-10, in the Metrodome. After a Washington loss to Arizona later that day, Minnesota was guaranteed a playoff berth for the 19th time since 1968 and the 4th in 5 seasons under Dennis Green. The Vikings lost, 40-15, at Dallas in a first-round game on Dec. 28, 1996.

20TH PLAYOFF APPEARANCE – On Dec. 21, 1997, the Vikings beat the Colts in the regular season finale to reach the playoffs for the 20th time in team history and the 5th time in 6 seasons under Dennis Green. The Vikings went on the road and came back from 16 points down to defeat the NY Giants 23-22 at the Meadowlands on Dec. 27, 1997. It was the biggest comeback win in team playoff history and the 5th biggest postseason comeback in NFL history. The following week the Vikings lost, 38-22, to the San Francisco 49ers at 3Com Park in the Divisional Playoffs on Jan. 3, 1998.

KRAUSE ENSHRINED – On August 1, 1998, Paul Krause was inducted into the Pro Football Hall of Fame. Krause played free safety with the Vikings from 1968-79 and the Redskins from 1964-67. He holds the NFL record for career interceptions with 81. Krause was selected to 8 Pro Bowls in his 15-year career.

BOARD AGREES TO SELL – On July 3, 1998, The Minnesota Vikings 10 owners voted unanimously to accept the bid of Texas businessman B.J. "Red" McCombs to purchase the Vikings.

NFL APPROVES McCOMBS – On July 28, 1998, the NFL owners unanimously approved Red McCombs' purchase of the Vikings, finalizing the change of ownership from the 10 previous owners to sole ownership by McCombs.

GREEN CONTRACT EXTENDED – Head Coach Dennis Green received a 3-year contract extension on September 5, the day before the 1998 opener vs. Tampa Bay.

VIKINGS 15 WINS BEST IN TEAM HISTORY – The Vikings won their 15th NFL Central Division title in 1998 and became only the 3rd team in NFL history to go 15-1 through the regular season with their 26-16 win at Tennessee in the regular season finale. The Vikings also established a new NFL scoring record with 556 points, breaking the mark of 541 set by the 1983 Redskins.

SIXTH NFC CHAMPIONSHIP GAME – The Vikings hosted Atlanta in the 6th NFC Championship game in franchise history with a berth in Super Bowl XXXIII on the line. The teams played in a 27-27 deadlock during regulation, forcing the game into overtime where the Falcons claimed a 30-27 win. It was the first NFC Championship game played in the Metrodome.

22ND PLAYOFF APPEARANCE – The Vikings turned their 1999 season around, winning eight of the final 10 games to finish 10-6 and host a 1st-round playoff game vs. Dallas. Robert Smith set a team post-season record with 140 rushing yards in the 27-10 win over the Cowboys. The Vikings fell 49-37 to eventual Super Bowl XXXIV champion St. Louis in the Divisional Round at the TWA Dome.

CARTER NAMED MAN OF THE YEAR – Cris Carter was honored as the first recipient of the Walter Payton NFL Man of the Year Award for civic involvement, charity work and displaying high character on January 29, 2000, in a ceremony during Super Bowl week in Atlanta. The award was re-named after Payton, a Hall of Fame running back who died in 1999.

SMITH BREAKS TEAM RUSHING RECORD – Robert Smith surpassed Chuck Foreman's 20-year-old career rushing record in the team's 28-16 win at Chicago (10/15/00). Smith ended his career with 6,818 yards. He also established a new team record with 1,521 rushing yards on the season and held the team record with 29 career 100-yard games at the time of his retirement.

40TH ANNIVERSARY TEAM ANNOUNCED – The Vikings celebrated their 40th season of NFL football in 2000, highlighted by a luncheon on November 30 to introduce the Vikings 40th Anniversary Team. That night the Vikings topped Detroit 24-17 and Cris Carter caught his 1,000th pass on a 4-yard TD from Daunte Culpepper. Carter was only the 2nd player in NFL history to record 1,000 career receptions.

16TH DIVISION TITLE – The Vikings overcame

every critic's expectations in 2000 to post an 11-5 regular-season record, win the franchise's 16th NFC Central title and made the 23rd playoff appearance in team history, ending in the 7th NFC Championship game at Giants Stadium.

YARY ENSHRINED – On August 4, 2001, Ron Yary was enshrined in the Pro Football Hall of Fame. Yary played 14 seasons with Minnesota and played in 4 Super Bowls and 7 Pro Bowls during his career.

TICE REPLACES GREEN – On January 4, 2002, Mike Tice replaced Dennis Green on the sideline for the Vikings. Tice coached the 2001 regular season finale at Baltimore. Green assembled a 97-62 regular season record at the helm of the Vikings. Green led the team to 4 NFC Central Division titles and twice played in the NFC Championship game. Green's teams made the playoffs in 8 of his 10 seasons.

TICE NAMED HEAD COACH – On January 10, 2002 Mike Tice was named the 6th Head Coach in Vikings history. Tice is the 3rd of the 6 Vikings Head Coaches to be promoted from within the team's coaching ranks but is the 1st Head Coach to have played for the Vikings.

NFL RE-ALIGNs – The 2002 season marked the re-alignment of the NFL as the League expanded to 32 teams when the Houston Texans joined as an expansion franchise. The NFL re-aligned into 8 divisions of 4 teams each. The Vikings moved into the newly-formed NFC North after years in the NFC Central.

VIKINGS LEAD NFL IN RUSHING – The 2002 Vikings led the NFL in rushing for the first time in team history with 2,507 yards for the season, an average of 156.7 yards per game. The team also established an NFL mark by becoming the 1st team to make a successful 2-point conversion to win a game when Daunte Culpepper scored on a 2-point run with :05 remaining in the game to give the Vikings a 3-27 win at New Orleans on December 15, 2002. Culpepper proved to be a dangerous runner himself in 2002, setting team records for attempts (106), yards (609) and rushing TDs (10) by a QB.

VIKINGS OFFENSE RANKS #1 – The 2003 Vikings became the 1st squad in franchise history to finish the season with the #1 ranked offense in the NFL, averaging 393.4 yards per game and scoring an average of 26.0 points per game.

ELLER ENSHRINED – On August 8, 2004, Carl Eller was enshrined in the Pro Football Hall of Fame. Eller, the Vikings career sacks leader, was a member of the vaunted Purple People Eaters defense.

WILF FAMILY TAKES OWNERSHIP – An investment group led by brothers Zygmunt and Mark Wilf were unanimously approved as the new owners of the Vikings by their fellow NFL owners on May 25, 2005. The Wilfs, owners of a real estate development company in New Jersey, took ownership in mid-June from former owner Red McCombs, who had owned the club since 1998. Joining the Wilfs ownership group is cousin Leonard Wilf, Reggie Fowler, David Mandelbaum and Alan Landis.

CHILDRESS TAKES THE HELM – The Vikings named Brad Childress the 7th head coach in the history of the franchise on January 6, 2006. Childress comes to the Vikings after seven seasons with the Philadelphia Eagles, spending the 2002-05 seasons as offensive coordinator.

VIKINGS UNVEIL NEW UNIFORMS – The franchise made the most dramatic change to its uniforms in the history of the team during the 2006 offseason. The team unveiled the new uniforms before an enthusiastic crowd at Mall of America on April 27, 2006.

VIKINGS SEND A LINEMEN TO PRO BOWL – The 2006 Vikings strong play along the defensive and offensive lines was recognized league-wide as C Matt Birk, G Steve Hutchinson, DT Kevin Williams and DT Pat Williams all earned Pro Bowl honors.

ROOKIE RUNS TO RECORDS – In only his 5th NFL game, rookie RB Adrian Peterson broke the team record for rushing yards in a game with 224 at Chicago (10/14/07). Three weeks later he topped that by setting the NFL single-game rushing record with 296 yards vs. San Diego (11/4/07). He went on to lead the NFC in rushing with 1,341 yards, was named All-Pro, NFL Offense

sive Rookie of the Year, started in the Pro Bowl and took home game MVP honors.

SOLID 7 EARN PRO BOWL TRIPS — The Vikings sent 7 players to Hawaii for the Pro Bowl, the most to earn the honor since the 2000 season. The team was represented by C Matt Bark, G Steve Hutchinson, S Darren Sharper, FB Tony Richardson, DT Kevin Williams, DT Pat Williams and RB Adrian Peterson.

BLOCKBUSTER TRADE LANDS ALLEN — The Vikings struck a deal with Kansas City to trade 2007 NFL sack leader DE Jared Allen to the club for the Vikings 1st-round (#17) pick in the 2008 Draft, a pair of 3rd-round picks in 2008 and a swap of 6th-round choices.

VIKINGS CLAIM FIRST NFC NORTH TITLE — The Vikings rattled off 9 wins in their last 12 games to capture their first division title since 2000 and the team's 1st NFC North Championship since the NFC Central was realigned in 2002. The Vikings hosted a playoff game for the 1st time since 2000.

PETERSON LEADS NFL IN RUSHING — Second-year RB Adrian Peterson set a team record with 1,760 yards rushing to become the 1st-ever Viking to lead the NFL in rushing. Peterson broke the 100-yard barrier 10 times during the season and became just the 5th player in NFL history to rush for more than 3,000 yards in his 1st 2 seasons (3,101).

RUSHING DEFENSE DYNASTY — The Vikings became the first defense since the 1970 merger to rank No. 1 in the NFL against the run for 3 straight years. Minnesota gave up just 76.9 yards per game to lead the league.

VIKINGS LOSE FOUNDING FATHER — One of the Vikings original stockholders and most-ardent supporters, Don McNeely passed away in March of 2009. In addition to his role in helping build the Vikings tradition, McNeely was revered as one of Minnesota's great philanthropists. McNeely was an ardent supporter of the arts and also donated large gifts to the Minnesota State Fair, St. John's University, the Warner Nature Center and the Como Conservatory.

McDANIEL ENSHRINED — G Randall McDaniel was inducted in the Pro Football Hall of Fame on August 8, 2009. McDaniel started 12 consecutive Pro Bowls (1989-2000), started 202 consecutive games and missed only 2 games his entire career after being a 1st-round pick by the Vikings in 1988.

FAVRE SIGNS WITH VIKINGS — A long-time nemesis, Brett Favre signed with the Vikings on August 18, 2009. Favre went on to have the best statistical season of his career, throwing for 4,202 yards, 33 TDs and 7 INTs with a 107.2 passer rating, while also setting the NFL record for consecutive games started, a mark formerly held by Vikings legend Jim Marshall.

BACK-TO-BACK DIVISION TITLES — The Vikings finished the regular season with a 12-4 mark to capture its 2nd consecutive NFC North title. It marked the first time Minnesota achieved the feat since 1977-78.

HARVIN NAMED ROOKIE OF THE YEAR — Rookie WR/KR Percy Harvin burst on the scene and earned Associated Press Offensive Rookie of the Year and was also named Pro Football Weekly/PFWA Offensive Rookie of the Year and Pepsi NFL Rookie of the Year. Harvin set team records with 2,081 all-purpose yards and 2 TDs on kick returns, while sharing the NFL rookie lead with 60 receptions for 790 yards. He earned a Pro Bowl berth as a return man.

NFL-BEST 10 VIKINGS EARN PRO BOWL BERTHS — The Vikings led the NFL and tied a team record with 10 players earning Pro Bowl honors. The unit featured 4 players who made their 1st Pro Bowl— Heath Farwell, Bryant McKinnie, Sidney Rice and Percy Harvin. They were joined by Brett Favre, Steve Hutchinson, Adrian Peterson, Jared Allen, Kevin Williams and Antoine Winfield.

EIGHTH NFC CHAMPIONSHIP GAME — The Vikings traveled to New Orleans in the 8th NFC Championship game in franchise history for a chance to play in Super Bowl XLIV in South Florida. The teams played to a 28-28 tie in

regulation, forcing the game into OT where the Saints hit a 40-yard FG in the extra period to claim a 31-28 victory.

RANDLE ENSHRINED — DT John Randle was inducted into the Pro Football Hall of Fame on August 7, 2010 following a 14-year career, including 11 years as a Vikings (1990-2000). He was named to NFL Team of the Decade for the 1990s and led or tied for the team lead in sacks 9 times in his 11 Vikings seasons.

FRAZIER REPLACES CHILDRESS AFTER 10 GAMES — Defensive Coordinator/Asst. Head Coach Leslie Frazier took over coaching the team after 10 games in 2010 when Head Coach Brad Childress was replaced. Frazier won his 1st game as Interim Head Coach on 11/28/10 at Washington.

ROOF COLLAPSE CAUSES CHAOTIC END TO 2010 — Heavy snows and inclement weather caused the Metrodome roof to collapse in the early morning hours of December 12, 2010, forcing the final 2 home games of the 2010 season to be moved from the facility. The Vikings played host to the NY Giants in Detroit at Ford Field on 12/13 and the club's final home game was played at the University of Minnesota's TCF Bank Stadium, a Monday Night Football contest against Chicago on 12/20. The team also had a road game against Philadelphia postponed due to weather from Sunday night, 12/26, to Tuesday night, 12/28.

50 GREATEST VIKINGS CAPS 50TH SEASON CELEBRATION — Vikings legends reunited for a celebration of the storied history of the Vikings' franchise during a weekend of activities leading up to the Monday Night Football game versus Chicago on December 20, 2010. The team unveiled the 50 greatest Vikings and they were introduced to fans at halftime of the snowy game at TCF Bank Stadium. The snowy atmosphere was fitting and marked the 1st outdoor home game for the Vikings since the 1981 Met Stadium finale on 12/20/81, 30 years to the day.

FRAZIER NAMED HEAD COACH — After serving as Interim Head Coach for the final 6 games of the 2010 season, Leslie Frazier was named the Head Coach on Monday, January 3, 2011, the day after the 2010 regular season finale. Frazier posted a 3-3 mark in the interim role and during trying times as the team lost its home field due to a weather-related collapse of the Metrodome.

ALLEN BREAKS TEAM SACK RECORD — DE Jared Allen had one of the best seasons for a pass rusher in NFL history in 2011. Recording 22.0 sacks, Allen broke Chris Doleman's team record of 21.0 sacks in a season and fell just 5 sack short of the NFL's single-season sack record.

SPIELMAN NAMED GENERAL MANAGER — On January 3, 2012, Rick Spielman was named the team's General Manager. He had previously been the Vikings Vice President of Player Personnel from 2006-2011.

DOLEMAN ENSHRINED — DE Chris Doleman was inducted into the Pro Football Hall of Fame on August 4, 2012 following a 15-year career, including 10 with the Vikings. His 150.5 sacks was ranked fourth all-time in the NFL at the time of his retirement.

NEW STADIUM DEAL APPROVED — In May 2012, a bill for a new Minnesota Vikings stadium was passed through the Minnesota legislature and signed by Governor Mark Dayton. Funded by the Vikings, the State of Minnesota, and the City of Minneapolis, the new stadium will be located on the current Metrodome site. Groundbreaking on the stadium site is expected in Spring 2013 with project completion in time for the 2016 NFL season.

PETERSON POSTS EPIC SEASON — Adrian Peterson had a season for the ages, coming back from severe knee injury at the end of 2012 to set a franchise record and post the 2nd-best rushing season in NFL history with 2,097 yards. Peterson broke Robert Smith's Vikings career rushing mark in the 1st game of the season. Peterson went on to become only the 3rd Vikings player to earn Associated Press MVP honors for his efforts along with AP Offensive Player of the Year, 1st-Team All-Pro and Pro Bowl honors.

RECORD TURNAROUND EARNS PLAYOFF BERTH — The Vikings rebounded from a 3-13 mark in 2012 to go 10-6 and earn a Wild Card

Playoff berth in 2013, the biggest single-season win improvement in team history at +7.

CARTER ENSHRINED — WR Cris Carter was inducted into the Pro Football Hall of Fame on August 4, 2013. Carter holds the Vikings career receptions, yards and TDs records. Carter was a 4-time All-Pro and 8-time Pro Bowler during his 16 NFL seasons.

VIKINGS HOST REGULAR SEASON HOME GAME IN LONDON — The Vikings played the 1st regular season game in franchise history outside of the United States in a 34-27 win over Pittsburgh at London's Wembley Stadium in the International Series on September 29, 2013. The Vikings had previously played a preseason game at Wembley in 1982 against the St. Louis Cardinals.

ROOKIE CORDARRELLE PATTERSON SETS UNBREAKABLE RECORD — In only his 7th career game, rookie WR/KR Cordarrelle Patterson tied an NFL record for the longest play in league history and set the mark for longest KO return with his 109-yard TD vs. Green Bay on October 27, 2013. The only other 109-yard play came in 2007 against the Vikings at Mall of America Field when Antonio Cormartie returned a Vikings missed FG 109 yards for a score.

GROUNDBREAKING ON NEW STADIUM — Vikings ownership and management, state leaders and elected officials joined together to officially break ground on the new stadium building project on December 3, 2013.

ALL MALL OF AMERICA FIELD TEAM TEAM — Fan voting on Vikings.com selected a 27-member team and head coach of Vikings alumni that played most of their careers with the club at Mall of America Field at HHH Metrodome.

LAST GAME IN THE DOME — After calling Mall of America Field at HHH Metrodome home for 32 seasons, the Vikings played the final game in the stadium in the 2013 season finale. Minnesota topped Detroit 14-13 to send the stadium out on a winning note.

MIKE ZIMMER HIRED AS NINTH COACH IN TEAM HISTORY — Cincinnati Bengals defensive coordinator Mike Zimmer was hired as the 9th coach in Vikings history on January 15, 2014. The veteran defensive coach comes to Minnesota with 20 seasons of NFL experience under his belt and a Super Bowl victory with Dallas.

MINNESOTA AWARDED SUPER BOWL LII AT NEW STADIUM IN 2018 — Minnesota's bid for Super Bowl LII was successful when selected on May 20, 2014 as the host community for the world-renowned event. The game itself will be played at the New Minnesota Stadium but the entire greater Twin Cities metro area will accommodate the week long festivities.



VIKINGS COACHING HISTORY

Years	Head Coach	Total Games	Regular Season (%)	Playoffs (%)	Overall (%)
1961-66	Norm Van Brocklin	84	29-51-4 (.369)	0-0-0 (.000)	29-51-4 (.369)
1967-83, '85	Bud Grant	281	158-96-5 (.620)	10-12-0 (.454)	168-108-5 (.607)
1984	Les Steckel	16	3-13-0 (.188)	0-0-0 (.000)	3-13-0 (.188)
1986-91	Jerry Burns	101	52-43-0 (.547)	3-3-0 (.500)	55-46-0 (.544)
1992-2001	Dennis Green	171	97-62-0 (.610)	4-8-0 (.250)	101-70-0 (.591)
2001-05	Mike Tice	67	32-33-0 (.492)	1-1-0 (.500)	33-34-0 (.493)
2006-10	Brad Childress	77	39-35-0 (.527)	1-2-0 (.333)	40-37-0 (.519)
2010-13	Leslie Frazier	55	21-32-1 (.398)	0-1-0 (.000)	21-33-1 (.391)
Total		852	431-365-10 (.541)	19-27-0 (.413)	450-392-10 (.534)



Norm Van Brocklin



Bud Grant



Les Steckel



Jerry Burns



Dennis Green



Mike Tice



Brad Childress



Leslie Frazier



Mike Zimmer

Norm Van Brocklin - Named Vikings Head Coach on January 18, 1961...The former quarterback had retired from the NFL following the 1960 season after 12 professional seasons with the Los Angeles Rams (1949-57) and Philadelphia Eagles (1958-60)...“The Dutchman” led the Eagles to the NFL crown in 1960 and was the League MVP...Set an NFL record with 554 passing yards in the 1951 season opener...Threw for 23,511 yards and 173 TDs in his NFL career and played in 10 Pro Bowls...Inducted into the Pro Football Hall of Fame in 1971...Coached 84 games with the Vikings with a 29-51-4 record...Went on to coach the Atlanta Falcons from 1968-73...Born March 15, 1926, in Eagle Butte, SD...Died May 2, 1983...Attended the University of Oregon where he was an All-American.

Bud Grant - Named Vikings Head Coach on March 10, 1967...Came to Minnesota following a successful coaching career in the Canadian Football League with the Winnipeg Blue Bombers, leading the team to 4 Grey Cup championships and playing in the game 6 times...Coached the Vikings in 281 total games, retiring after the 1983 season only to be coaxed back to coach the team again in 1985 before retiring for good...Led Vikings to Super Bowl IV, VIII, IX and XI...Won 11 Central Division titles and made 12 appearances in the playoffs...Member of both the CFL and Pro Football Halls of Fame...Born May 20, 1927 in Superior, WI...Resides in Bloomington, MN...An avid outdoorsman who travels the world hunting and fishing.

Les Steckel - Named Vikings Head Coach on January 29, 1984...Coached the Vikings for the 1984 season, finishing 3-13...Served as an offensive assistant with the Vikings for 5 seasons prior to taking over head coaching duties...Came to Minnesota in 1979 after working on the San Francisco 49ers staff...Was the youngest Head Coach in the NFL in 1984 at age 38...Born July 1, 1946, in Whitehall, PA...Began his playing career at Kansas as a walk-on, playing 4 seasons for the Jayhawks as a running back...Worked for Senator Robert Kennedy's campaign as a volunteer following his 1968 graduation...Joined the Marine Corps and served as an infantry Lieutenant, seeing combat in Vietnam...Left the service in 1972 and began his coaching career at Colorado, working with the Buffaloes from 1972-76, the US Naval Academy in 1977 and the 49ers in 1978.

Jerry Burns - Named Vikings Head Coach on January 7, 1986...Served as Vikings offensive coordinator from 1968-85, guiding the team to 4 Super Bowl berths and 11 Central Division titles...Served as Vikings Head Coach 6 seasons, 1986-91...Coached the team in 101 total games, going 52-43 in the regular season and 3-3 in the playoffs...Led the Vikings to the NFC Championship game in 1987, earning upset wins at New Orleans and San Francisco along the way before falling to the Redskins 17-10 in Washington...Won the NFC Central in 1989...Coached in 6 Super Bowls, 4 as Vikings offensive coordinator and 2 as the Green Bay Packers' defensive backs coach in Super Bowls I and II...Played QB for Michigan on the 1950 Rose Bowl team...Began his coaching career in 1951 at University of Hawaii...Head Coach at the University of Iowa from 1961-65...Born January 24, 1927...Resides in Eden Prairie, MN.

Dennis Green - Named Vikings Head Coach on January 10, 1992...Came to Minnesota after reviving the Stanford University football program, serving as Head Coach from 1989-91, the only Vikings Head Coach to come directly from the college ranks...Coached 171 total games in 10 seasons with the Vikings, leading the team to 4 Central Division titles and the NFC Championship game twice...Vikings made the playoffs 8 of Green's 10 seasons and the 1998 club set the NFL single-season scoring record at 556 points, averaging 34.8 points per game...An advocate of community involvement, Green initiated Community Tuesdays, which had players active in the Twin Cities on their day off, a concept that spread to the entire National Football League...Born February 17, 1949 in Harrisburg, PA...Named NFL Coach of the Year in 1992 by the Washington Touchdown Club and in 1998 by Sports Illustrated and the Maxwell Club.

Mike Tice - Named Vikings Head Coach on January 10, 2002 after serving as the team's coach for the final regular season game of the 2001 season...Became the 1st Vikings player to go on and serve as Head Coach...Enjoyed a 14-year NFL playing career as a TE, including 1992-93, '95 with the Vikings...Played in 177 career games with Seattle, Washington and Minnesota...Originally signed by Seattle as a rookie free agent QB in 1981...Born February 2, 1959, in Bayshore, NY...Began coaching career with Minnesota Vikings as TE coach in 1996...Coached offensive line from 1997-2001 and added title of Assistant Head Coach in 2001.

Brad Childress - Named Vikings Head Coach on January 6, 2006...Led Vikings to consecutive NFC North titles in 2008-09...Won first game with Vikings over Washington on Monday Night Football...Joined the Vikings after 7 seasons with Philadelphia, working from 2002-05 as the Eagles' offensive coordinator...Helped guide Eagles to Super Bowl XXXIX...Coached at University of Wisconsin from 1991-98...Got first taste of NFL coaching with Indianapolis Colts in 1985...Started coaching career at University of Illinois from 1978-84...Born June 27, 1956 and raised in Aurora, IL.

Leslie Frazier - Named Vikings Head Coach on January 3, 2011 after serving as Interim Head Coach for final 6 games of 2010 season, going 3-3...Finished 21-32-1 as Head Coach in the regular season...Made his 1st and only playoff appearance as Vikings head coach in 2012 after going 10-6...Led the team to the biggest single-season turnaround in team history and finished tied for 3rd in Coach of the Year voting...Won 1st game as interim coach at Washington (11/28/10)...Spent 2007-10 as Vikings Defensive Coordinator...The 1st Vikings Head Coach to come from a defensive background...Played for Division rival Chicago from 1981-86, starting at CB on Bears Super Bowl XX championship team...Joined Bears as a rookie free agent in 1981 from Alcorn State...Entered NFL as assistant coach with Philadelphia in 1999...Began coaching career in 1988 at tiny Trinity College in suburban Chicago, starting the football program from the ground up as the 1st coach in program history...Part of Super Bowl winner with Chicago as a player and Indianapolis as an assistant coach...Born 4/3/59 in Columbus, MS.

Mike Zimmer - Named Vikings Head Coach on January 15, 2014. A 21-year NFL coaching veteran, had served as a defensive coordinator for the previous 14 seasons for Cincinnati (2008-13), Atlanta (2007) and Dallas (2000-06)...Has been apart of 11 playoff teams in his NFL tenure and teams that have won 7 Super Bowls...Coached the Cowboys DBs when the team won Super Bowl XXX over Pittsburgh after the 1995 season...His Bengals defense since 2008 ranked in the NFL's top 10 in total defense 4 times, climbing to #3 in 2013...Had a top 7 defense 4 of the past 5 seasons with Cincinnati...Before moving to the NFL ranks, spent 15 seasons coaching at the collegiate level where he spent his final 5 seasons in the college ranks as defensive coordinator at Washington State from 1989-93...Was at Weber State from 1981-88 serving as defensive coordinator from 1983-88...Entered the coaching profession at Missouri where he served as an assistant from 1979-80...Played QB and then later LB at Illinois State...Has 3 children, son Adam and daughters Corri and Marki. Adam serves as the Vikings LBs coach. Wife, Vikki, joined in 2009.

KICKOFF
EXECUTIVES
STAFF
COACHES
PLAYERS
ROOKIES
2013 SEASON
RECORDS
PLAYOFF RECORDS
HISTORY
EXTRA POINTS

VIKINGS ALL-TIME COACHING STAFFS

HEAD COACH	YEARS
Norm Van Brocklin	1961-66
Walt Yowarsky, Darrel Brewster (1961-63), Harry Gilmer (1961-64), Stan West (1961-63), Tom McCormick (1963-66), Marion Campbell (1964-66), Lew Carpenter (1964-66), Jack Faulkner (1965), Jim Carr (1966).	
Bud Grant	1967-83
Buster Mertes, John Michels, Jim Carr (1967-68, 1978-81), Bob Holloway 1967-70, '78-83), Jerry Burns (1968-83), Neill Armstrong (1969-77), Jack Patera (1969-75), Jocko Nelson (1971-78), Buddy Ryan (1976-77), Murray Warmath (1978-79), Floyd Reese (1979-83), Les Steckel (1979-83), Tom Cechchini (1980-83), Jed Hughes (1982-83).	
Les Steckel	1984
Tom Batta, Raymond Berry, Bud Bjornaraa, Dean Brittenham, Jerry Burns, Ross Fichtner, Bob Holloway, Bob Leahy, Buster Mertes, John Michels, Dan Radakovich, Floyd Reese, Dick Rehbein, Mike Sweatman.	
Bud Grant	1985
Tom Batta, Jerry Burns, Pete Carroll, Bob Holloway, John Michels, Floyd Reese, Dick Rehbein, Marc Trestman, Paul Wiggins.	
Jerry Burns	1986-91
Tom Batta, John Michels, Dick Rehbein, Paul Wiggins, Pete Carroll (1986-89), Bob Holloway (1986), Monte Kiffin (1986-89, '91), Floyd Peters (1986-90), Bob Schnelker (1986-90), Marc Trestman (1986, '89-91), John Brunner (1987-91), Rolliie Dotsch (1987), Jerry Brown (1988-91), Maxie Baughn (1989-91), Tom Moore (1989-91).	
Dennis Green	1992-2001 (Mike Tice coached last game of 2001)
Richard Solomon (1992-01), Steve Wetzel (1992-01), Tom Batta (1992-93), Jack Burns (1992-93), Brian Billick (1992-98), Tony Dungy (1992-95), Monte Kiffin (1992-94), John Michels (1992-93), Tom Moore (1992-93), Willie Shaw (1992-93, 2001), John Teerlinck (1992-94), Tyrone Willingham (1992-94), Mike Wolf (1992-94), Chris Foerster (1993-95), Carl Hargrave (1994-2001), Foge Fazio (1995-99), John Leva (1995-97), Chip Myers (1995-98), Ray Sherman (1995-97, '99), Jeff Friday (1996-98), Tom Olivadotti (1996-98), Mike Tice (1996-2001), Dave Atkins (1997-99), Wade Harman (1997-99), Hubbard Alexander (1998-99), Andre Patterson (1998-99), Dean Dalton (1999-2001), John Kasper (1999), John Tice (1999-2001), Alex Wood (1999-2001), Charlie Baggett (2000-01), John Foytes (2000), Chuck Knox, Jr. (2000-01), Daryl Lawrence (2000-01), Sherman Lewis (2000-01), Emmitt Thomas (2000-01), Fred von Appen (2000), Brian Baker (2001), Gary Zauner (1994-01), Trent Walters (1994-01), Keith Rowen (1994-96), Jerry Rhome (1994), Mark Asanovich (1995).	
Mike Tice	2002-05
Charlie Baggett (2002-04), Brian Baker (2002-05), Pete Bercich (2002-05), Ted Cottrell (2004-05), Dean Dalton (2002-05), Mark Ellis (2004-05), Jay Hayes (2002), Chuck Knox, Jr. (2002-05), Daryl Lawrence (2002-03), Scott Linehan (2002-04), Steve Loney (2002-05), George O'Leary (2002-03), Jim Panagos (2002-05), Willie Shaw (2002-03), John Tice (2002-05), Steve Wetzel (2002-03), Alex Wood (2002), Randy Hanson (2003-05), Kevin Ross (2003-05), Kurtis Shultz (2004-05), Rusty Tillman (2003-05), Wes Chandler (2005), Foge Fazio (2005), Rich Olson (2005), Jerry Rhome (2005).	
Brad Childress, Leslie Frazier	2006-10 (Frazier coached last 6 games of 2010)
Joney Barnett (2006-10), Darrell Bevell (2006-10), Eric Blieniemy (2006-10), Brendan Daly (2006-08), Karl Dunbar (2006-10), Paul Ferraro (2006-08), Ryan Ficken (2007-10), Leslie Frazier (2007-10), Jason Glenn (2009), Jim Huester (2006-10), Jeff Imamura (2006-10), Jimmie Johnson (2006-10), Tom Kanavy (2006-10), Derek Mason (2007-09), Clay Matchett (2006), Pat Morris (2006-10), Brian Murphy (2006-10), Chad O'Shea (2006-08), Fred Pagac (2006-10), Dennis Polian (2009-10), Diron Reynolds (2003-10), Kevin Rogers (2006-10), Matt Sheldon (2010), Ryan Silverfield (2008-10), Kevin Stefanski (2006-10), George Stewart (2007-10), Martin Streight (2006-10), Mike Tomlin (2006), Chris White (2009-10), Joe Woods (2006-10), Darrell Wyatt (2006).	
Leslie Frazier	2011-13
Joney Barnett (2011), Brendan Daly (2012-13), Jeff Davidson (2011-13), Karl Dunbar (2011), Ryan Ficken (2011-13), Jeff Howard (2011), Jeff Imamura (2011-13), Craig Johnson (2011-13), Jimmie Johnson (2011-13), Tom Kanavy (2011-13), Clint Kubiak (2011), Aaron McLaurin (2012-13), Bill Musgrave (2011-13), Fred Pagac (2011-13), Mike Priefer (2011-13), Diron Reynolds (2011-13), James Saxon (2011-13), Matt Sheldon (2011), Ryan Silverfield (2011-13), Mike Singletary (2011-13), Kevin Stefanski (2011-13), George Stewart (2011-13), Martin Streight (2011-13), Cameron Turner (2011-12), Chris White (2011-12), Alan Williams (2012-13), Joe Woods (2011-13).	
Mike Zimmer	2014
Robb Akey, Jeff Davidson, George Edwards, Ryan Ficken, Hank Fraley, Jonathan Cannon, Jerry Gray, Jeff Howard, Jeff Hurd, Clint Kubiak, Evan Marcus, Andre Patterson, Drew Petzing, Mike Priefer, Kevin Stefanski, George Stewart, Norv Turner, Scott Turner, Kirby Wilson, Adam Zimmer.	

VIKINGS ALL-TIME ASSISTANT COACHES ROSTER

Alexander, Hubbard, 1998-99	Friday, Jeff, 1996-98	Panagos, Jim, 2002-05	Trestman, Marc, 1985-86; '89-91
Armstrong, Neill, 1969-77	Gilmer, Harry, 1961-64	Patera, Jack, 1969-75	Turner, Cameron, 2011-12
Atkins, Dave, 1997-99	Glenn, Jason, 2009	Patterson, Andre, 1998-99	von Appen, Fred, 2000
Asanovich, Mark, 1995	Hansen, Randy, 2003-05	Peters, Floyd, 1986-90	Walters, Trent, 1994-2001
Baggett, Charlie, 2000-04	Hargrave, Carl, 1994-2001	Polian, Dennis, 2001-10	Warmath, Murray, 1978-79
Baker, Brian, 2001-03	Harman, Wade, 1997-98	Priefer, Mike, 2009-13	White, Chris, 2009-12
Barnett, Joney, 2006-11	Hayes, Jay, 2002	Radakovich, Dan, 1984	West, Stan, 1961-63
Batta, Tom, 1984-93	Holloway, Bob, 1967-70; '78-86	Reese, Floyd, 1979-85	Wetzel, Steve, 1992-2003
Baughan, Maxie, 1989-91	Howard, Jeff, 2013	Rehbein, Dick, 1984-91	Wiggins, Paul, 1985-91
Bercich, Pete, 2002-05	Hueber, Jim, 2006-10	Reynolds, Diron, 2009-13	Williams, Alan, 2012-13
Berry, Raymond, 1984	Hughes, Jeff, 2002-83	Rhyme, Jerry, 1994, 2005	Willingham, Tyrone, 1992-94
Bevell, Darrell, 2006-10	Imamura, Jeff, 1986-13	Rogers, Kevin, 2006-10	Wolf, Mike, 1992-94
Bieniemy, Eric, 2006-10	Johnson, Craig, 2011-13	Ross, Kevin, 2003-05	Wood, Alex, 1999-2002
Billick, Brian, 1992-98	Johnson, Jimmie, 2006-13	Rowen, Keith, 1994-96	Woods, Joe, 2006-13
Bjornaraa, Bud, 1984	Kanavy, Tom, 2006-13	Ryan, Buddy, 1976-77	Wyatt, Darrell, 2006
Brewster, Darrel, 1961-63	Kasper, John, 1999	Saxon, James, 2011-13	Yowarsky, Walt, 1961-66
Brittenham, Dean, 1984	Kiffin, Monte, 1986-89; '91-94	Schnelker, Bob, 1986-90	Zauner, Gary, 1994-2001
Brown, Jerry, 1988-91	Knox, Jr., Chuck, 2000-05	Sheldon, Matt, 2010-13	
Brunner, John, 1987-91	Kubiak, Clint, 2013	Shultz, Kurtis, 2004-05	
Burns, Jerry, 1968-85	Lawrence, Daryl, 2000-03	Shaw, Willie, 1992-93; '01-02	
Burns, Jack, 1992-93	Leahy, Bob, 1984	Sherman, Ray, 1995-97; '99	
Campbell, Marion, 1964-66	Leva, John, 1995-97	Silverfield, Ryan, 2008-13	
Carpenter, Lew, 1964-66	Lewis, Sherman, 2000-01	Singletary, Mike, 2011-13	
Carr, Jim, 1966-68; 1978-81	Linehan, Scott, 2002-04	Solomon, Richard, 1992-2001	
Carroll, Pete, 1985-89	Loney, Steve, 2002-05	Steckel, Les, 1979-83	
Cechchini, Tom, 1980-83	Mason, Derek, 2007-09	Stefanski, Kevin, 2006-13	
Cottrell, Ted, 2004-05	Matchett, Clay, 2006	Stewart, George, 2007-13	
Dalton, Dean, 1999-2005	McCormick, Tom, 1963-66	Streight, Martin, 2006-13	
Daly, Brendan, 2006-08; '12-13	McLaurin, Aaron, 2012-13	Sweatman, Mike, 1984	
Davidson, Jeff, 2011-13	Mertes, Buster, 1967-84	Teerlinck, John, 1992-94	
Dotsch, Rolliie, 1987	Michels, John, 1967-93	Thomas, Emmitt, 2000-01	
Dunbar, Karl, 2006-11	Moore, Tom, 1989-93	Tice, John, 1999-2005	
Dungy, Tony, 1992-95	Morris, Pat, 2006-10	Tice, Mike, 1996-2001	
Ellis, Mark, 2004-05	Murphy, Brian, 2006-10	Tillman, Rusty, 2003-05	
Faulkner, Jack, 1965	Musgrave, Bill, 2011-13	Tomlin, Mike, 2006	
Fazio, Foge, 1995-99, 2005	Myers, Chip, 1995-98		
Ferraro, Paul, 2006-08	Nelson, Jocko, 1971-78		
Fichtner, Ross, 1984	O'Leary, George, 2002-03		
Ficken, Ryan, 2007-13	O'Shea, Chad, 2006-08		
Foerster, Chris, 1993-95	Olivadotti, Tom, 1996-99		
Foytes, John, 2000	Olson, Rich, 2005		
Frazier, Leslie, 2007-10	Pagac, Fred, 2006-13		



Foge Fazio

LONGEST TENURED VIKINGS COACHES		
Years	Coach	Position
26	John Michels	OL, RBs
24	Jerry Burns	Offensive Coordinator, Head Coach
18	Buster MertesRBs
17	Bud GrantHead Coach
14	Bob HollowayDefensive Coordinator

VIKINGS RESULTS YEAR-BY-YEAR

ALL-TIME RECORD: REGULAR SEASON 431-365-10 / POST SEASON 19-27 / OVERTIME 20-20-3

1961

Head Coach: Norm Van Brocklin

Preseason (0-5)

8/5	L	13	Dallas at Sioux Falls (4,954)	38
8/18	L	3	at Baltimore Colts (10,203)	13
8/26	L	10	San Fran. at Portland (27,044)	14
9/2	L	7	Chicago at Cedar Rapids (12,500)	30
9/10	L	17	L.A. Rams (27,982)	21

Regular Season (3-11)

Finish: 7th in NFL Western Conference

9/17	W	37	Chicago (32,236)	13
9/24	L	7	at Dallas (12,992)	21
10/1	L	33	at Baltimore Colts (54,259)	34
10/8	L	0	Dallas (33,070)	28
10/15	L	24	San Francisco (34,415)	38
10/22	L	7	Green Bay (42,007)	33
10/29	L	10	at Green Bay (Milw.) (44,112)	28
11/5	L	17	at L.A. Rams (38,594)	31
11/12	W	28	Baltimore Colts (38,010)	20
11/19	L	10	Detroit (32,296)	37
11/26	L	28	at San Francisco (43,905)	38
12/3	W	42	L.A. Rams (30,068)	21
12/10	L	7	at Detroit (42,655)	13
12/17	L	35	at Chicago (34,539)	52
				285

1962

Head Coach: Norm Van Brocklin

Preseason (2-3)

8/11	L	24	San Francisco at Seattle (22,500)	30
8/18	L	24	L.A. Rams at Portland (23,544)	33
8/25	L	21	St. L. Cards at Mpls.-Parade (15,500)	24
9/2	W	24	Baltimore Colts (29,544)	13
9/8	W	45	Dallas at Atlanta (12,500)	26

Regular Season (2-11-1)

Finish: 6th in NFL Western Conference

9/16	L	7	at Green Bay (38,669)	34
9/23	L	7	Baltimore Colts (30,787)	34
9/30	L	7	at San Francisco (38,407)	21
10/7	L	0	Chicago (33,141)	13
10/14	L	21	Green Bay (41,475)	48
10/21	W	38	at L.A. Rams (33,071)	14
10/28	W	31	Philadelphia (30,071)	21
11/4	L	31	at Pittsburgh (14,642)	39
11/11	L	30	at Chicago (46,984)	31
11/18	L	6	Detroit (31,257)	17
11/25	T	24	L.A. Rams (26,728)	24
12/2	L	12	San Francisco (33,076)	35
12/9	L	23	at Detroit (42,256)	37
12/16	L	17	at Baltimore Colts (53,645)	42
				254

1963

Head Coach: Norm Van Brocklin

Preseason (4-1)

8/10	W	43	San Francisco at Portland, OR (20,837)	28
------	---	----	--	----

8/17	W	27	at L.A. Rams (42,966)	3
8/25	W	17	N.Y. Giants (29,815)	16
8/31	L	27	Philadelphia at Hershey, PA (15,861)	34
9/6	W	35	at St. Louis (30,842)	0

Regular Season (5-8-1)

Finish: Tied 4th in NFL Western Conference

9/15	W	24	at San Francisco (30,781)	20
9/22	L	7	Chicago (33,923)	28
9/29	W	45	San Francisco (28,567)	14
10/6	L	14	St. Louis Cards (30,220)	56

10/13	L	28	Green Bay (42,567)	37
10/20	L	24	at L.A. Rams (30,555)	27
10/27	L	10	at Detroit (44,509)	28
11/3	W	21	L.A. Rams (33,567)	13
11/10	L	7	at Green Bay (42,327)	38
11/17	L	34	Baltimore Colts (33,136)	27
11/24	W	34	Detroit (28,763)	31
12/1	T	17	at Chicago (47,249)	17
12/8	L	10	at Baltimore Colts (54,122)	41
12/15	W	34	at Philadelphia (54,403)	13
				309

1964

Head Coach: Norm Van Brocklin

Preseason (5-0)

8/8	W	21	N.Y. Giants (31,581)	7
8/15	W	24	St. L. Cards at Atlanta (9,500)	10
8/22	W	24	San Fran. at Salt Lake (20,207)	21
8/29	W	34	at L.A. Rams (39,938)	23
9/5	W	21	Philadelphia at Hershey (9,212)	20

Regular Season (8-5-1)

Finish: Tied 2nd in NFL Western Conference

9/13	W	34	Baltimore Colts (35,563)	24
9/20	L	28	Chicago (41,387)	34
9/27	L	13	at L.A. Rams (50,009)	22
10/4	W	24	at Green Bay (42,327)	23
10/11	L	20	Detroit (40,840)	24
10/18	W	30	Pittsburgh (39,873)	10
10/25	W	27	at San Francisco (31,845)	22
11/1	L	13	Green Bay (44,278)	42
11/8	W	24	San Francisco (40,408)	7
11/15	L	14	at Baltimore Colts (60,213)	17
11/22	T	23	at Detroit (48,291)	23
11/29	W	34	L.A. Rams (31,677)	13
12/6	W	30	at N.Y. Giants (62,802)	21
12/13	W	41	at Chicago (46,486)	14
				355

1965

Head Coach: Norm Van Brocklin

Preseason (5-0)

8/14	W	31	Pittsburgh at Atlanta (39,240)	21
8/20	W	35	Philadelphia (43,125)	21
8/28	W	20	Washington at Charlotte, NC (20,426)	16

9/3	W	57	Dallas at Birmingham (41,500)	17
9/11	W	24	N.Y. Giants at Omaha (14,250)	9

Regular Season (7-7)

Finish: Tied 5th in NFL Western Conference

9/19	L	16	at Baltimore Colts (56,562)	35
9/26	L	29	Detroit (46,826)	31
10/3	W	38	at L.A. Rams (36,755)	35
10/9	W	40	N.Y. Giants (44,283)	14
10/17	L	37	Chicago (47,426)	45
10/24	W	42	at San Francisco (42,680)	41
10/31	W	27	at Cleveland (83,505)	17
11/7	W	24	L.A. Rams (47,426)	13
11/14	L	21	Baltimore Colts (47,426)	41
11/21	L	13	Green Bay (47,426)	48
11/28	L	24	San Francisco (40,306)	35
12/5	L	19	at Green Bay (40,852)	24
12/12	W	29	at Detroit (45,420)	7
12/19	W	24	at Chicago (46,604)	17
				383

1966

Head Coach: Norm Van Brocklin

Preseason (3-1-1)

8/6	T	6	Detroit at New Orleans (38,500)	6
8/13	W	35	Pittsburgh at Portland (21,288)	6
8/20	W	24	L.A. Rams (40,270)	10
8/26	W	30	Washington at Clev. (83,414)	27
9/2	L	24	at Dallas (58,316)	28

Regular Season (4-9-1)

Finish: Tied 6th in NFL Western Conference

9/11	T	20	at San Francisco (29,232)	20
9/18	L	23	Baltimore Colts (47,426)	38
9/25	L	17	at Dallas (64,116)	28
10/2	L	10	Chicago (47,426)	13
10/16	W	35	L.A. Rams (47,426)	7
10/23	L	17	at Baltimore Colts (60,238)	20
10/30	W	28	San Francisco (45,077)	3
11/6	W	20	at Green Bay (50,861)	17
11/13	L	31	Detroit (43,939)	32
11/20	L	6	at L.A. Rams (38,775)	21
11/27	L	16	Green Bay (47,426)	28
12/4	L	13	Atlanta (37,117)	20
12/11	W	28	at Detroit (43,022)	16
12/18	L	28	at Chicago (45,191)	31
				404

1967

Head Coach: Bud Grant

Preseason (2-3)

8/12	W	34	Philadelphia at Tulsa (24,500)	0
8/18	L	9	at Denver (31,850)	14
8/27	L	3	N.Y. Giants at New Haven (43,584)	21

9/2	W	16	Atlanta at Cleveland (84,236)	3
9/10	L	14	Cleveland (40,012)	42

Regular Season (3-8-3)

Finish: 4th in NFL Central

9/17	L	21	San Francisco (39,638)	27
9/22	L	3	at L.A. Rams (52,255)	39
10/1	L	7	Chicago (44,868)	17
10/8	L	24	St. Louis Cards (40,017)	34
10/15	W	10	at Green Bay (Milw.) (49,601)	7
10/22	T	20	Baltimore Colts (47,693)	21
10/29	L	20	at Atlanta (52,859)	20
11/5	W	27	N.Y. Giants (44,960)	24
11/12	T	10	Detroit (40,032)	10
11/19	L	10	at Cleveland (68,431)	14
11/26	W	41	at Pittsburgh (23,773)	27
12/3	L	27	Green Bay (47,693)	30
12/10	T	10	at Chicago (40,110)	10
12/17	L	3	at Detroit (44,874)	14
				233

1968

Head Coach: Bud Grant

Preseason (3-2)

8/10	L	10	Kansas City (45,228)	13
8/17	W	39	at Denver (20,901)	16
8/24	W	52	Philadelphia (41,229)	10
9/1	L	28	at St. Louis Cards (25,233)	31
9/6	W	20	New Orleans	17

			at Shreveport, LA (23,000)	
--	--	--	----------------------------	--

Regular Season (8-6)

Finish: NFL Central Champions

9/14	W	47	Atlanta (45,563)	7
9/22	W	26	at Green Bay (Milw.) (49,346)	13
9/29	L	17	Chicago (47,644)	27
10/6	W	24	Detroit (44,289)	10
10/13	L	17	at New Orleans (71,105)	20
10/20	L	7	Dallas (47,644)	20
10/27	L	24	at Chicago (46,562)	26
11/3	W	27	Washington (47,644)	14
11/10	W	14	Green Bay (47,644)	6
11/17	W	13	at Detroit (48,654)	10
11/24	L	9	at Baltimore Colts (60,238)	21
12/1	L	3	L.A. Rams (47,644)	31
12/8	W	30	at San Francisco (29,049)	20
12/15	W	24	at Philadelphia (54,530)	17
				282

Western Conference Championship
(Memorial Stadium, Baltimore, MD)

12/22	L	14	Baltimore Colts (60,238)	24
-------	---	----	--------------------------	----

NFL Playoff Bowl
(Orange Bowl, Miami, FL)

1/5/69	L	13	Dallas (22,961)*	17
--------	---	----	------------------	----

*Statistics from game do not count.



The Vikings went 87-24-1 and played in 4 Super Bowls in a 8-season span from 1969-76.

1969

Head Coach: Bud Grant

Preseason (5-1)

8/2	W	45	Miami at Tampa (37,219)	10
8/9	W	26	Denver (45,916)	6
8/23	W	41	St. L. Cards at Memphis (34,417)	13
8/30	L	21	N.Y. Jets at Winston-Salem (31,500)	27
9/6	W	28	N.Y. Giants (47,900)	24
9/13	W	23	Cleveland at Akron (28,561)	16

Regular Season (12-2)

Finish: NFL Central Champions

9/21	L	23	at N.Y. Giants (62,900)	24
9/28	W	52	Baltimore Colts (47,900)	4
10/5	W	19	Green Bay at U. of MN (60,740)	17
10/12	W	31	at Chicago (45,757)	0
10/19	W	27	at St. Louis Cards (49,430)	10
10/26	W	24	Detroit (47,900)	0
11/2	W	31	Chicago (47,900)	14
11/9	W	51	Cleveland (47,900)	3
11/16	W	9	at Green Bay (Milw.) (48,321)	7
11/23	W	52	Pittsburgh (47,202)	14
11/27	W	27	at Detroit (57,906)	0
12/7	W	20	at L.A. Rams (80,430)	13
12/14	W	10	San Francisco (43,028)	7
12/21	L	3	at Atlanta (52,872)	10

379

133

Western Conference Championship

(Metropolitan Stadium, Bloomington, MN)

12/27 W 23 L.A. Rams (47,900) 20

NFL Championship

(Metropolitan Stadium, Bloomington, MN)

1/4/70 W 27 Cleveland (47,900) 7

Super Bowl IV

(Tulane Stadium, New Orleans, LA)

1/17/70 L 7 Kansas City (80,562) 2



Behind the play of QB Joe Kapp, the 1969 Vikings won their first NFC Central Championship with a 12-2 record.

1970

Head Coach: Bud Grant

Preseason (4-2)

8/8	L	13	New Orleans at Canton (17,932)	14
8/15	L	13	Pittsburgh (45,591)	20
8/22	W	14	at Houston (44,563)	10
8/30	W	52	N.Y. Jets (47,900)	21
9/5	W	24	at Cleveland (83,043)	21
9/11	W	31	at Chicago (46,630)	30

Regular Season (12-2)

Finish: NFL Central Champions

9/20	W	27	Kansas City (47,900)	10
9/27	W	26	New Orleans (47,900)	0
10/4	L	10	at Green Bay (Milw.) (47,967)	13
10/11	W	24	at Chicago (45,485)	5
10/18	W	54	Dallas (47,900)	13
10/26	W	13	L.A. Rams (47,900)	3
11/1	W	30	at Detroit (58,210)	17
11/8	W	19	at Washington (50,415)	10
11/15	W	24	Detroit (47,900)	2
11/22	W	10	Green Bay (47,900)	3
11/29	L	10	at N.Y. Jets (62,333)	13
12/6	W	16	Chicago (47,900)	20
12/13	W	35	at Boston (37,819)	14
12/20	W	37	at Atlanta (57,992)	7

335

143

NFC Divisional Playoffs

(Metropolitan Stadium, Bloomington, MN)

12/27 L 14 San Francisco (46,050) 17

1971

Head Coach: Bud Grant

Preseason (4-2)

8/8	L	10	New England at U of M (31,813)	17
8/14	W	34	at San Diego (49,267)	7
8/21	W	34	Chicago (47,900)	14
8/28	W	26	at Pittsburgh (46,276)	21

9/4	L	7	at Denver (43,000)	14
9/11	W	24	Miami (47,900)	0

Regular Season (11-3)

Finish: NFC Central Champions

9/20	W	16	at Detroit (54,418)	13
9/26	L	17	Chicago (47,900)	20
10/3	W	19	Buffalo (47,900)	0
10/10	W	13	at Philadelphia (65,258)	0
10/17	W	24	at Green Bay (56,263)	13
10/25	W	10	Baltimore Colts (49,784)	3
10/31	W	17	at N.Y. Giants (62,829)	10
11/7	L	9	San Francisco (49,784)	13
11/14	W	3	Green Bay (49,784)	0
11/21	W	23	at New Orleans (83,130)	7
11/28	W	24	Atlanta (49,784)	10
12/5	L	14	at San Diego (54,505)	30
12/11	W	29	Detroit (49,784)	10
12/19	W	27	at Chicago (55,049)	10

245

139

NFC Divisional Playoffs

(Metropolitan Stadium, Bloomington, MN)

12/25 L 12 Dallas (49,100) 20

1972

Head Coach: Bud Grant

Preseason (3-2)

8/12	W	14	San Diego (47,900)	13
8/18	L	20	at Buffalo (41,006)	21
8/26	W	20	at Cleveland (70,583)	17
9/4	W	26	Houston (47,900)	14
9/10	L	19	at Miami (74,298)	21

Regular Season (7-7)

Finish: 3rd in NFC Central

9/18	L	21	Washington (47,900)	24
9/24	W	34	at Detroit (54,418)	16
10/1	L	14	Miami (47,900)	16
10/8	L	17	St. Louis Cards (49,784)	19
10/15	W	23	at Denver (51,656)	20
10/23	L	10	at Chicago (55,701)	13
10/29	W	27	at Green Bay (56,263)	13
11/5	W	37	New Orleans (49,784)	6
11/12	W	16	Detroit (49,784)	14
11/19	W	45	at L.A. Rams (77,982)	41
11/26	L	10	at Pittsburgh (50,348)	23
12/3	W	23	Chicago (49,784)	4
12/10	L	7	Green Bay (49,784)	23
12/16	L	17	at San Francisco (61,214)	20

301

252

1973

Head Coach: Bud Grant

Preseason (5-0)

8/11	W	10	Pittsburgh (46,619)	6
8/18	W	13	at Kansas City (72,676)	6
8/25	W	34	at Oakland (57,515)	17
8/31	W	20	Miami (46,619)	10
9/8	W	24	at San Diego (42,007)	16

Regular Season (12-2)

Finish: NFC Central Champions

9/16	W	24	Oakland (46,619)	16
9/23	W	22	at Chicago (55,701)	13
9/30	W	11	Green Bay (48,503)	3
10/7	W	23	at Detroit (54,418)	9
10/14	W	17	at San Francisco (59,359)	13
10/21	W	28	Philadelphia (48,503)	21
10/28	W	10	L.A. Rams (48,503)	3
11/4	W	26	Cleveland (48,503)	9
11/11	W	28	Detroit (48,503)	7
11/19	L	14	at Atlanta (50,850)	20
11/25	W	31	Chicago (48,503)	13
12/2	L	0	at Cincinnati (59,580)	27
12/8	W	31	at Green Bay (56,267)	7
12/16	W	31	at N.Y. Giants (New Haven) (70,041)	7

296

168

NFC Divisional Playoffs

(Metropolitan Stadium, Bloomington, MN)

12/22 W 27 Washington (46,409) 20

NFC Championship Game

(Texas Stadium, Irving, TX)

12/30 W 27 Dallas (60,272) 10

Super Bowl VIII (Rice Stadium, Houston, TX)

1/13/74 L 7 Miami (68,142) 24

1974

Head Coach: Bud Grant

Preseason (3-2)

8/10	L	21	at Denver (23,822)	27
8/19	L	9	at Miami (67,963)	21
8/25	W	32	Buffalo (46,553)	13
8/31	W	14	at St. Louis Cards (42,544)	10
9/7	W	42	San Diego (46,553)	0



The 1969 Vikings' picked off 30 passes and were led by Paul Krause, Ed Sharockman, Karl Kasulke, and Earsall Mackbee.

Regular Season (10-4)

Finish: NFC Central Champions

9/15	W	32	at Green Bay (56,312)	17
9/22	W	7	at Detroit (49,703)	6
9/29	W	11	Chicago (46,619)	7
10/6	W	23	at Dallas (60,817)	21
10/13	W	51	Houston (48,490)	10
10/20	L	16	Detroit (48,501)	20
10/27	L	14	New England (48,497)	17
11/3	W	17	at Chicago (55,753)	0
11/11	W	28	at St. Louis Cards (51,392)	24
11/17	L	7	Green Bay (48,480)	19
11/24	L	17	at L.A. Rams (90,265)	20
12/1	W	29	New Orleans (48,456)	9
12/7	W	23	Atlanta (48,480)	10
12/14	W	35	at Kansas City (72,474)	15

310

195

NFC Divisional Playoffs

(Metropolitan Stadium, Bloomington, MN)

12/21 W 30 St. Louis Cards (44,626) 14

NFC Championship Game

(Metropolitan Stadium, Bloomington, MN)

12/29 W 14 L.A. Rams (47,404) 10

Super Bowl IX

(Tulane Stadium, New Orleans, LA)

1/12/75 L 6 Pittsburgh (80,997) 16

1975

Head Coach: Bud Grant

Preseason (2-3-1)

8/9	L	15	N.Y. Jets at Phoenix (51,323)	20
8/17	L	10	at New England (40,218)	36
8/23	W	16	at Dallas (45,395)	13
9/1	W	20	Miami (47,653)	7
9/6	L	6	St. Louis Cards (46,975)	13
9/13	T	14	at San Diego (31,642)	14

Regular Season (12-2)

Finish: NFC Central Champions

9/21	W	27	San Francisco (48,418)	17
9/28	W	42	at Cleveland (65,419)	10
10/5	W	28	Chicago (48,446)	3
10/12	W	29	N.Y. Jets (48,444)	21
10/19	W	25	Detroit (48,446)	19
10/27	W	13	at Chicago (56,302)	9
11/2	W	28	at Green Bay (55,279)	17
11/9	W	38	Atlanta (48,446)	0
11/16	W	20	at New Orleans (60,214)	7
11/23	W	28	San Diego (48,443)	13
11/30	L	30	at Washington (54,311)	31
12/7	W	24	Green Bay (48,446)	3
12/14	L	10	at Detroit (78,990)	17
12/20	W	35	at Buffalo (73,391)	13

377

180

NFC Divisional Playoffs

(Metropolitan Stadium, Bloomington, MN)

12/28 L 14 Dallas (46,425) 17

1976

Head Coach: Bud Grant

Preseason (3-3)

7/31	L	3	at Miami (39,939)	16
8/7	W	13	at Kansas City (32,851)	10
8/16	L	7	at Cleveland (44,336)	31
8/22	W	23	Cincinnati (43,784)	17
8/28	W	20	Philadelphia (46,512)	16
9/5	L	17	at Denver (52,129)	30

Regular Season (11-2-1)

Finish: NFC Central Champions

9/12	W	40	at New Orleans (58,156)	9
------	---	----	-------------------------	---



The 1977 Vikings featured Pro Bowlers RB Chuck Foreman (top left), G Ed White (top middle), WR Sammy White (top right), T Ron Yary (#73), LB Matt Blair (#59) and LB Jeff Siemon (#50).

9/19	T	10	L.A. Rams (47,310)	10
9/26	W	10	at Detroit (77,292)	9
10/4	W	17	Pittsburgh (47,809)	6
10/10	W	20	Chicago (47,948)	19
10/17	W	24	N.Y. Giants (47,156)	7
10/24	W	31	at Philadelphia (56,233)	12
10/31	L	13	at Chicago (56,602)	14
11/7	W	31	Detroit (46,735)	23
11/14	W	27	Seattle (45,087)	21
11/21	W	17	at Green Bay (Mil.) (53,104)	10
11/29	L	16	at San Francisco (56,775)	20
12/5	W	20	Green Bay (43,700)	9
12/11	W	29	at Miami (46,543)	7
				305

NFC Divisional Playoffs

(Metropolitan Stadium, Bloomington, MN)
12/18 W 35 Washington (47,221)

NFC Championship Game

(Metropolitan Stadium, Bloomington, MN)
12/26 W 24 L.A. Rams (47,191)

Super Bowl XI

(Rose Bowl, Pasadena, CA)
1/9/77 L 14 Oakland (103,438)

1977

Head Coach: Bud Grant

Preseason (4-2)

8/6	W	22	at L.A. Rams (55,168)	17
8/13	W	34	Cleveland (45,370)	33
8/19	L	7	at Baltimore (45,529)	29
8/26	W	33	Miami (44,396)	6
9/3	L	7	at Cincinnati (52,942)	26
9/10	W	30	at Buffalo (35,017)	6

Regular Season (9-5)

Finish: NFC Central Champions

9/18	L	10	Dallas (47,678) (OT)	16
9/24	W	9	at Tampa Bay (66,272)	3
10/2	W	19	Green Bay (47,143)	7
10/9	W	14	Detroit (45,860)	16
10/16	W	22	Chicago (47,708) (OT)	16
10/24	L	3	at L.A. Rams (62,414)	35
10/30	W	14	at Atlanta (59,257)	7
11/6	L	7	St. Louis (47,066)	37
11/13	W	42	Cincinnati (47,371)	10
11/20	L	7	at Chicago (49,563)	10
11/27	W	13	at Green Bay (52,267)	6
12/4	W	28	San Francisco (40,745)	35
12/11	L	13	at Oakland (52,777)	27
12/17	W	30	at Detroit (78,572)	21
				231

NFC Divisional Playoffs

(L.A. Coliseum, Los Angeles, CA)
12/26 W 14 L.A. Rams (62,538)

NFC Championship Game

(Texas Stadium, Irving, TX)
1/1/78 L 6 Dallas (61,968)

1978

Head Coach: Bud Grant

Preseason (2-2)

8/5	W	20	Washington (46,212)	13
8/12	L	13	at Kansas City (41,092)	17
8/18	L	22	at Miami (46,316)	30

8/26	W	30	Buffalo (45,062)	27
------	---	----	------------------	----

Regular Season (8-7-1)

Finish: NFC Central Champions

9/3	L	24	at New Orleans (54,187)	31
9/11	W	12	Denver (46,508) (OT)	9
9/17	L	10	Tampa Bay (46,152)	16
9/25	W	24	at Chicago (53,561)	20
10/1	W	24	at Tampa Bay (65,972)	7
10/8	L	28	at Seattle (62,031)	29
10/15	L	17	L.A. Rams (46,551)	34
10/22	W	21	Green Bay (47,411)	7
10/26	W	21	at Dallas (61,848)	10
11/5	W	17	Detroit (46,008)	7
11/12	W	17	Chicago (43,286)	14
11/19	L	7	San Diego (38,859)	13
11/26	T	10	at Green Bay (51,737) (OT)	10
12/3	W	28	Philadelphia (38,722)	27
12/9	L	14	at Detroit (78,685)	45
12/17	L	20	at Oakland (44,643)	27
				294

NFC Divisional Playoffs

(L.A. Coliseum, Los Angeles, CA)
12/31 L 10 L.A. Rams (69,631)

1979

Head Coach: Bud Grant

Preseason (0-4)

8/2	L	9	at Seattle (60,881)	12
8/11	L	0	at San Diego (49,037)	19
8/18	L	10	Miami (45,790)	21
8/23	L	0	Kansas City (39,578)	25

Regular Season (7-9)

Finish: 3rd in NFC Central

9/2	W	28	San Francisco (46,539)	22
9/9	L	7	at Chicago (53,231)	26
9/16	L	12	Miami (46,187)	27
9/23	W	27	Green Bay (45,254) (OT)	21
9/30	W	13	at Detroit (75,295)	10
10/7	L	20	Dallas (47,572)	16
10/15	L	7	at N.Y. Jets (54,479)	14
10/21	W	30	Chicago (41,164)	27
10/28	L	10	Tampa Bay (46,906)	12
11/4	L	7	at St. Louis (47,213)	37
11/11	L	7	at Green Bay (Milw.) (52,706)	19
11/18	W	14	Detroit (43,650)	7
11/25	W	23	at Tampa Bay (70,039)	22
12/2	L	21	at L.A. Rams (56,700) (OT)	27
12/9	W	10	Buffalo (42,239)	3
12/16	L	23	at New England (54,710)	27
				259

1980

Head Coach: Bud Grant

Preseason (3-1)

8/9	W	21	San Diego (45,179)	17
8/18	L	10	at Kansas City (39,879)	14
8/23	W	17	at Miami (36,116)	10
8/30	W	38	Cleveland (47,262)	16

Regular Season (9-7)

Finish: NFC Central Champions

9/7	W	24	Atlanta (44,733)	23
9/14	L	7	Philadelphia (46,460)	42
9/21	W	34	at Chicago (59,983)	14

9/28	L	7	at Detroit (80,291)	27
10/5	L	17	Pittsburgh (47,583)	23
10/12	W	13	Chicago (46,751)	7
10/19	L	0	at Cincinnati (44,487)	14
10/26	L	3	at Green Bay (44,361)	16
11/2	W	39	at Washington (52,060)	14
11/9	W	34	Detroit (46,264)	0
11/16	W	38	Tampa Bay (46,032)	30
11/23	L	13	Green Bay (47,234)	25
11/30	W	23	at New Orleans (30,936)	20
12/7	W	21	at Tampa Bay (65,649)	10
12/14	W	28	Cleveland (42,202)	23
12/21	L	16	at Houston (51,064)	20
				317

NFC Divisional Playoffs

(Veterans Stadium, Philadelphia, PA)
1/3/81 L 16 Philadelphia (68,434)

1981

Head Coach: Bud Grant

Preseason (1-3)

8/8	L	6	Miami (45,165)	20
8/14	L	13	at Washington (44,662)	27
8/22	W	20	Atlanta (42,908)	19
8/27	L	31	at L.A. Rams (60,141)	34

Regular Season (7-9)

Finish: 4th in NFC Central

9/5	L	13	at Tampa Bay (66,287)	21
9/14	L	10	Oakland (47,186)	36
9/20	W	26	Detroit (45,340)	24
9/27	W	30	at Green Bay (Mil.) (55,012)	13
10/4	W	24	Chicago (43,827)	21
10/11	W	33	at San Diego (50,708)	31
10/18	W	35	Philadelphia (45,459)	23
10/25	L	17	at St. Louis Cards (48,039)	30
11/2	L	17	at Denver (74,834)	19
11/8	W	25	Tampa Bay (47,038)	10
11/15	W	20	New Orleans (45,215)	10
11/23	L	3	at Atlanta (54,086)	10
11/29	L	23	Green Bay (46,025)	35
12/6	L	9	at Chicago (50,766)	10
12/12	L	7	at Detroit (79,428)	45
12/20	L	6	Kansas City (41,110)	10
				325

1982

Head Coach: Bud Grant

Preseason (3-2)

8/7	W	30	Baltimore at Canton (23,379)	14
8/14	L	17	at Atlanta (49,831)	20
8/21	W	7	Seattle (57,880)	3
8/28	L	17	at Denver (73,371)	7
9/3	W	24	New Orleans (59,810)	21

Regular Season (5-4)

Finish: 2nd in NFC Central

9/12	W	17	Tampa Bay (58,440)	10
9/16	L	22	at Buffalo (77,753)	23
11/21	L	7	at Green Bay (Milw.) (44,681)	26
11/28	W	35	Chicago (54,724)	7
12/5	L	14	at Miami (45,721)	22
12/12	W	13	Baltimore (53,981)	10
12/19	W	34	at Detroit (73,058)	42
12/26	L	14	N.Y. Jets (58,672)	31
1/3/83	W	31	Dallas (60,007)	27
				187

NFC First-Round Playoffs

(Metrodome, Minneapolis, MN)
1/9/83 W 30 Atlanta (60,560)

NFC Second-Round Playoffs

(RFK Stadium, Washington, DC)
1/15/83 L 7 Washington (54,593)

1983

Head Coach: Bud Grant

Preseason (3-1)

8/6	W	28	St. Louis Cards at London (32,847)	10
8/13	L	7	Baltimore (56,061)	10
8/19	W	19	at Seattle (54,402)	17
8/26	W	34	Denver (59,435)	3

Regular Season (8-8)

Finish: 4th in NFC Central

9/4	W	27	at Cleveland (70,087)	21
9/8	L	17	San Francisco (58,167)	48
9/18	W	19	at Tampa Bay (47,567) (OT)	17
9/25	W	20	Detroit (58,254)	16
10/2	L	24	Dallas (62,136)	37
10/9	W	23	at Chicago (59,632)	14
10/16	W	34	Houston (58,910)	14
10/23	W	20	at Green Bay (55,236) (OT)	17
10/30	L	31	at St. Louis Cards (38,796)	41

KICKOFF
 EXECUTIVES
 STAFF
 COACHES
 PLAYERS
 ROOKIES
 2013 SEASON
 RECORDS
 PLAYOFF RECORDS
 HISTORY
 EXTRA POINTS

11/6	L	12	Tampa Bay (59,239)	17
11/13	L	21	Green Bay (60,113)	29
11/20	W	17	at Pittsburgh (58,417)	14
11/27	L	16	at New Orleans (59,502)	17
12/5	L	2	at Detroit (79,169)	13
12/11	L	13	Chicago (57,880)	19
12/17	W	20	Cincinnati (51,565)	14
			316	348

1984

Head Coach: Les Steckel				
Preseason (1-3)				
8/4	W	37	Atlanta (51,693)	6
8/11	L	7	Miami (54,003)	29
8/18	L	10	Philadelphia (51,743)	31
8/24	L	0	at St. Louis Cards (35,864)	31
Regular Season (3-13)				
Finish: 5th in NFC Central				
9/2	L	13	San Diego (57,276)	42
9/9	L	17	at Philadelphia (55,942)	19
9/16	W	27	Atlanta (53,955)	25
9/23	W	29	at Detroit (57,511)	28
9/30	L	12	Seattle (57,171)	20
10/7	L	31	at Tampa Bay (47,405)	35
10/14	L	20	at L.A. Raiders (49,276)	23
10/21	L	14	Detroit (57,953)	16
10/28	L	7	at Chicago (57,517)	24
11/4	W	27	Tampa Bay (54,949)	16
11/11	L	17	at Green Bay (Milw.) (52,931)	45
11/18	L	21	at Denver (74,716)	42
11/25	L	3	Chicago (56,881)	34
11/29	L	17	Washington (55,017)	31
12/8	L	7	at San Francisco (61,384)	51
12/16	L	4	Green Bay (51,197)	38
			276	484

1985

Head Coach: Bud Grant				
Preseason (3-1)				
8/10	W	16	at Miami (41,129)	13
8/17	W	41	Pittsburgh (56,887)	34
8/24	L	10	Seattle (56,562)	27
8/30	W	13	at Denver (69,373)	9
Regular Season (7-9)				
Finish: 3rd in NFC Central				
9/8	W	28	San Francisco (57,375)	21
9/15	W	31	at Tampa Bay (46,188)	16
9/19	L	24	Chicago (61,242)	33
9/29	W	27	at Buffalo (45,667)	13
10/6	L	10	at L.A. Rams (61,139)	13
10/13	L	17	at Green Bay (Mil.) (54,674)	20
10/20	W	21	San Diego (61,670)	17
10/27	L	9	at Chicago (63,815)	17
11/3	W	16	Detroit (58,012)	13
11/10	L	17	Green Bay (59,970)	27
11/17	L	21	at Detroit (54,647)	41
11/24	L	23	New Orleans (54,117)	30
12/1	W	28	at Philadelphia (54,688)	23
12/8	W	26	Tampa Bay (51,933)	7
12/15	L	13	at Atlanta (14,167)	14
12/22	L	35	Philadelphia (49,722)	37
			346	359

1986

Head Coach: Jerry Burns				
Preseason (3-1)				
8/9	W	30	Miami (52,865)	16
8/16	W	29	Denver (53,193)	27
8/22	L	17	at Seattle (57,730)	27
8/30	W	23	at Indianapolis (57,969)	20
Regular Season (9-7)				
Finish: 2nd in NFC Central				
9/7	L	10	Detroit (54,851)	13
9/14	W	23	at Tampa Bay (34,579)	10
9/21	W	31	Pittsburgh (56,795)	7
9/28	W	42	Green Bay (60,478)	7
10/5	L	0	at Chicago (63,921)	23
10/12	W	27	at San Francisco (58,637) (OT)	24
10/19	W	23	Chicago (62,851)	7
10/26	L	20	Cleveland (59,133)	23
11/2	L	38	at Washington (51,928) (OT)	44
11/9	W	24	at Detroit (57,725)	24
11/16	L	20	N.Y. Giants (62,003)	22
11/23	L	20	at Cincinnati (53,003)	13
11/30	W	45	Tampa Bay (56,235)	14
12/7	W	32	at Houston (47,637)	6
12/14	L	10	at Green Bay (32,738)	23
12/21	W	33	New Orleans (51,209)	17
			398	273

1987

Head Coach: Jerry Burns				
Preseason (2-2)				
8/15	L	17	at New Orleans (52,884)	23
8/22	W	37	Indianapolis (49,304)	13
8/29	L	27	New England (49,339)	38
9/3	W	27	at Denver (74,081)	17
Regular Season (8-7)				
Finish: 2nd in NFC Central				
9/13	W	34	Detroit (57,065)	19
9/20	W	21	at L.A. Rams (63,367)	16
10/4	L	16	Green Bay (13,911)	23
10/11	L	7	at Chicago (32,113)	27
10/18	L	10	at Tampa Bay (20,850)	20
10/26	W	34	Denver (51,011)	27
11/1	L	17	at Seattle (61,134)	28
11/8	W	31	L.A. Raiders (57,150)	20
11/15	W	23	Tampa Bay (48,605)	17
11/22	W	24	Atlanta (53,866)	16
11/26	W	44	at Dallas (54,229) (OT)	38
12/6	L	24	Chicago (62,331)	20
12/13	L	10	at Green Bay (Milw.) (47,059)	16
12/20	W	17	at Detroit (27,693)	14
12/26	L	24	Washington (59,160) (OT)	27
			336	335

NFC First-Round Playoffs				
(Superdome, New Orleans, LA)				
1/3/88	W	44	New Orleans (68,127)	10
NFC Divisional Playoffs				
(Candlestick Park, San Francisco, CA)				
1/9/88	W	36	San Francisco (62,547)	24
NFC Championship Game				
(RFK Stadium, Washington, DC)				
1/17/88	L	7	Washington (55,212)	17

1988

Head Coach: Jerry Burns				
Preseason (3-1)				
8/7	L	20	New Orleans (47,624)	23
8/14	W	28	Chicago at Coteburg, Sweden (93,315)	21
8/21	W	19	at Phoenix Cards (45,429) (OT)	16
8/26	W	24	Miami (51,463)	17
Regular Season (11-5)				
Finish: 2nd in NFC Central				
9/4	L	10	at Buffalo (76,783)	13
9/11	W	36	New England (55,545)	6
9/18	W	31	at Chicago (63,990)	7
9/25	W	23	Philadelphia (56,012)	21
10/2	L	7	at Miami (59,867)	24
10/9	W	14	Tampa Bay (55,374)	13
10/16	L	14	Green Bay (59,053)	34
10/23	W	49	at Tampa Bay (48,020)	20
10/30	L	21	at San Francisco (60,738)	24
11/6	W	44	Detroit (55,573)	7
11/13	W	43	at Dallas (57,830)	13
11/20	W	12	Indianapolis Colts (58,342)	3
11/24	W	23	at Detroit (46,379)	23
12/4	W	45	New Orleans (61,215)	3
12/11	L	6	at Green Bay (48,892)	18
12/19	W	28	Chicago (62,067)	27
			406	237

NFC First-Round Playoffs				
(Metrodome, Minneapolis, MN)				
12/26	W	28	L.A. Rams (57,666)	17
NFC Divisional Playoffs				
(Candlestick Park, San Francisco, CA)				
1/1/89	L	9	San Francisco (61,848)	34

1989

Head Coach: Jerry Burns				
Preseason (3-1)				
8/12	W	23	Kansas City at Memphis (63,528)	13
8/21	W	24	Washington (50,213)	18
8/26	L	14	at L.A. Rams (45,087)	24
9/1	W	17	Cincinnati (49,867)	10
Regular Season (10-6)				
Finish: NFC Central Champions				
9/10	W	38	Houston (54,015)	7
9/17	L	7	at Chicago (66,475)	38
9/24	L	14	at Pittsburgh (50,744)	27
10/1	W	17	Tampa Bay (54,817)	3
10/8	W	24	Detroit (55,380)	10
10/15	W	26	Green Bay (62,075)	14
10/22	W	20	at Detroit (51,579)	7
10/30	L	14	at N.Y. Giants (76,041)	24
11/5	W	23	L.A. Rams (53,600) (OT)	21
11/12	W	24	at Tampa Bay (56,271)	10
11/19	L	9	at Philadelphia (65,944)	10
11/26	L	19	at Green Bay (Milw.) (55,592)	20
12/3	W	27	Chicago (60,664)	16
12/10	W	43	Atlanta (58,116)	17

12/17	L	17	at Cleveland (70,777) (OT)	23
12/25	W	29	Cincinnati (58,829)	21
			351	275

NFC Divisional Playoffs				
(Candlestick Park, San Francisco, CA)				
1/6/90	L	13	San Francisco (64,585)	41

1990

Head Coach: Jerry Burns				
Preseason (3-1)				
8/11	L	10	New Orleans (48,154)	13
8/19	W	23	at Cleveland (60,989)	20
8/26	W	22	Houston (46,191)	21
8/31	W	20	at Miami (44,689)	17
Regular Season (6-10)				
Finish: 5th in NFC Central				
9/9	L	21	at Kansas City (68,363)	24
9/16	W	32	New Orleans (56,272)	3
9/23	L	16	at Chicago (65,420)	19
9/30	L	20	Tampa Bay (54,452) (OT)	23
10/7	L	27	Detroit (57,586)	34
10/15	L	24	at Philadelphia (66,296)	32
10/28	L	10	at Green Bay (Milw.) (55,125)	24
11/4	W	27	Denver (57,331)	22
11/11	W	17	at Detroit (68,264)	7
11/18	W	24	at Seattle (59,735)	21
11/25	W	41	at Chicago (58,866)	13
12/2	W	23	Green Bay (62,058)	7
12/9	L	15	at N.Y. Giants (76,121)	23
12/16	L	13	at Tampa Bay (47,272)	26
12/22	L	24	L.A. Raiders (53,899)	28
12/30	L	17	San Francisco (51,590)	20
			351	326

1991

Head Coach: Jerry Burns				
Preseason (2-2)				
8/3	L	21	at New Orleans (58,953)	24
8/10	W	24	Pittsburgh (44,959)	24
8/17	L	24	at Cincinnati (56,358) (OT)	27
8/23	W	31	Cleveland (45,925)	7
Regular Season (8-8)				
Finish: 3rd in NFC Central				
9/1	L	6	at Chicago (64,112)	10
9/8	W	20	at Atlanta (44,959)	19
9/15	W	17	San Francisco (59,148)	14
9/22	L	0	at New Orleans (68,591)	26
9/29	L	6	Denver (55,031)	13
10/6	L	20	at Detroit (63,423)	24
10/13	W	34	Phoenix Cards (51,209)	7
10/20	L	23	at New England (45,367) (OT)	26
10/27	W	28	at Phoenix Cards (45,447)	0
11/3	W	28	Tampa Bay (35,377)	13
11/11	L	17	Chicago (59,001)	34
11/17	W	35	at Green Bay (57,614)	21
11/24	L	14	Detroit (51,644)	34
12/8	W	26	at Tampa Bay (41,091)	24
12/15	W	20	L.A. Rams (61,518)	14
12/21	L	7	Green Bay (52,860)	27
			301	306

1992

Head Coach: Dennis Green				
Preseason (4-0)				
8/8	W	24	Buffalo (36,603)	3
8/15	W	30	Kansas City (38,132)	0
8/24	W	56	at Cleveland (55,775)	3
8/29	W	30	at Washington (55,855)	0
Regular Season (11-5)				
Finish: NFC Central Champions				
9/6	W	23	at Green Bay (58,617) (OT)	20
9/13	L	17	at Detroit (57,519)	31
9/20	W	26	Tampa Bay (48,113)	20
9/27	W	42	at Cincinnati (53,847)	7
10/4	W	21	Chicago (60,992)	20
10/15	W	31	Detroit (52,816)	14
10/25	L	13	Washington (59,098)	15
11/2	W	38	at Chicago (61,257)	7
11/9	W	35	at Tampa Bay (49,095)	7
11/15	L	13	Houston (56,726)	17
11/22	W	17	Cleveland (53,323)	13
11/29	W	31	at L.A. Rams (54,831)	17
12/6	L	17	at Philadelphia (65,280)	28
12/13	L	17	San Francisco (60,685)	20
12/20	W	6	at Pittsburgh (53,613)	3
12/27	W	27	Green Bay (61,461)	7
			374	249
NFC First-Round Playoffs				
(Metrodome, Minneapolis, MN)				
1/2/93	L	7	Washington (57,353)	24



The 1998 Vikings went a franchise best 15-1 and were crowned NFC Central Champions. QB Randall Cunningham finished the season with an NFL-best 106.0 passer rating.

1993

Head Coach: Dennis Green

Preseason (4-1)

8/1	W	13	at Dallas (60,110)	7
8/7	W	20	Buffalo at Berlin, Germany (67,132)	6
8/14	W	23	Seattle (42,240)	10
8/21	L	20	at Kansas City (73,080)	27
8/26	W	30	Pittsburgh (41,512)	13

Regular Season (9-7)

Finish: 2nd in NFC Central

9/5	L	7	at L.A. Raiders (44,120)	24
9/12	W	10	Chicago (57,921)	7
9/26	W	15	Green Bay (61,746)	13
10/3	L	19	at San Francisco (63,071)	38
10/10	W	15	Tampa Bay (54,215)	0
10/25	W	19	at Chicago (64,677)	10
10/31	L	27	Detroit (63,428)	32
11/7	L	17	San Diego (55,527)	30
11/14	W	26	at Denver (67,329)	23
11/21	L	10	at Tampa Bay (40,848)	23
11/28	L	14	New Orleans (53,030)	17
12/5	W	13	at Detroit (63,216)	0
12/12	L	20	Dallas (63,321)	37
12/19	W	21	at Green Bay (Milw.) (54,773)	17
12/26	W	30	Kansas City (59,236)	10
12/31	W	14	at Washington (42,836)	9

290

NFC First-Round Playoffs

(Giants Stadium, East Rutherford, NJ)
1/9/94 L 10 N.Y. Giants (75,089) 17

1994

Head Coach: Dennis Green

Preseason (3-2)

7/31	L	9	at Dallas (59,062)	17
8/7	W	17	Kansas City at Tokyo, Japan (49,555)	9
8/13	W	21	New Orleans (46,067)	17
8/20	L	19	at Seattle (45,497)	30
8/26	W	31	Miami (46,933)	16

Regular Season (10-6)

Finish: NFC Central Champions

9/4	L	10	at Green Bay (59,487)	16
9/11	W	10	Detroit (57,349)	3
9/18	W	42	at Chicago (61,073)	14
9/25	W	38	Miami (64,035)	35
10/2	L	7	at Arizona Cards (67,950)	17
10/10	W	27	at N.Y. Giants (77,294)	10
10/20	W	13	Green Bay (63,041) (OT)	10
10/30	W	36	at Tampa Bay (42,110)	13
11/6	W	21	New Orleans (57,564)	20
11/13	L	20	at New England (58,382) (OT)	26
11/20	L	21	N.Y. Jets (60,687)	31
11/27	L	17	Tampa Bay (47,259) (OT)	20
12/1	W	33	Chicago (61,483) (OT)	27
12/11	W	21	at Buffalo (66,501)	17
12/17	L	19	at Detroit (73,881)	41
12/26	W	31	San Francisco (63,326)	14

314

NFC First-Round Playoffs

(Metrodome, Minneapolis, MN)
1/1/95 L 18 Chicago (60,347) 35

1995

Head Coach: Dennis Green

Preseason (2-2)

8/7	W	23	at San Diego (47,934)	21
8/12	L	14	at New England (56,241)	19
8/18	W	20	Oakland (45,306)	17
8/26	L	13	Kansas City (39,349)	17

Regular Season (8-8)

Finish: 4th in NFC Central

9/3	L	14	at Chicago (63,036)	31
9/10	W	20	Detroit (52,234)	20
9/17	L	17	Dallas (60,088) (OT)	23
9/24	W	44	at Pittsburgh (57,853)	24
10/8	W	23	Houston (56,430) (OT)	17
10/15	L	17	at Tampa Bay (55,703) (OT)	20
10/22	L	21	at Green Bay (60,332)	38
10/30	L	6	Chicago (61,238)	14
11/5	W	27	Green Bay (62,839)	24
11/12	W	30	at Arizona Cards (51,342) (OT)	24
11/19	W	43	New Orleans (58,108)	24
11/23	L	38	at Detroit (74,559)	44
12/3	W	31	Tampa Bay (52,879)	17
12/9	W	27	Cleveland (47,984)	11
12/18	L	30	at San Francisco (64,975)	37
12/24	L	24	at Cincinnati (34,568)	27

385

1996

Head Coach: Dennis Green

Preseason (1-3)

8/3	W	23	San Diego (34,367) (OT)	20
8/8	L	12	Buffalo (36,297)	35
8/19	L	17	at Miami (55,598)	24
8/23	L	13	at New Orleans (35,728)	16

Regular Season (9-7)

Finish: Second in NFC Central

9/1	W	17	Detroit (52,972)	13
9/8	W	23	at Atlanta (42,688)	17
9/15	W	20	at Chicago (61,301)	14
9/22	W	30	Green Bay (64,168)	21
9/29	L	10	at N.Y. Giants (70,970)	15
10/6	W	14	Carolina (60,894)	12
10/13	L	13	at Tampa Bay (32,175)	24
10/28	L	13	Chicago (60,774)	15
11/3	L	6	Kansas City (59,552)	21
11/10	L	23	at Seattle (50,794)	42
11/17	W	16	at Oakland (41,183) (OT)	13
11/24	L	17	Denver (59,142)	21
12/1	W	41	Arizona (45,767)	21
12/8	W	24	at Detroit (46,043)	22
12/15	W	21	Tampa Bay (49,302)	10
12/22	L	10	at Green Bay (59,306)	38

315

NFC First-Round Playoffs

(Texas Stadium, Irving, TX)
12/28 L 15 Dallas (64,682) 40

1997

Head Coach: Dennis Green

Preseason (3-2)

7/26	W	28	Seattle at Canton (23,846)	26
8/2	W	26	St. Louis Rams (36,971)	6
8/8	L	3	at Buffalo (32,559)	19
8/16	L	13	at Cincinnati (44,316)	37
8/22	W	28	San Diego (44,300)	22

Regular Season (9-7)

Finish: 4th in NFC Central

8/31	W	34	at Buffalo (79,139)	13
9/7	W	27	at Chicago (59,263)	24
9/14	L	14	Tampa Bay (63,697)	28
9/21	L	32	at Green Bay (60,115)	38
9/28	W	28	Philadelphia (55,149)	19
10/5	W	20	at Arizona (45,550)	19
10/12	W	21	Carolina (62,625)	14
10/26	W	10	at Tampa Bay (66,815)	6
11/2	W	23	New England (62,917)	18
11/9	W	29	Chicago (63,443)	22
11/16	L	15	at Detroit (68,910)	38
11/23	L	21	at N.Y. Jets (77,716)	23
12/1	L	11	Green Bay (64,001)	27
12/7	L	17	at San Francisco (55,761)	28
12/14	L	13	Detroit (60,982)	14
12/21	W	39	Indianapolis (54,107)	28

359

NFC First-Round Playoffs

(Giants Stadium, East Rutherford, NJ)
12/27 W 23 N.Y. Giants (77,710) 22

NFC Divisional Playoffs

(3COM Park, San Francisco, CA)
1/3/98 L 22 San Francisco (65,018) 38

1998

Head Coach: Dennis Green

Preseason (4-0)

8/9	W	28	at New England (54,111)	0
8/15	W	34	Kansas City (60,995)	0
8/22	W	25	at Carolina (64,569) (OT)	22
8/28	W	42	San Diego (62,127)	28

Regular Season (15-1)

Finish: NFC Central Champions

9/6	W	31	Tampa Bay (62,538)	7
9/13	W	38	at St. Louis Rams (56,234)	31
9/20	W	29	Detroit (63,107)	6
9/27	W	37	at Chicago (57,783)	28
10/5	W	31	at Green Bay (59,849)	24
10/18	W	41	Washington (64,004)	7
10/25	W	34	at Detroit (77,885)	13
11/1	L	24	at Tampa Bay (64,979)	27
11/8	W	31	New Orleans (63,779)	24
11/15	W	24	Cincinnati (64,232)	3
11/22	W	28	Green Bay (64,471)	14
11/26	W	46	at Dallas (64,366)	36
12/6	W	48	at Chicago (64,247)	22
12/13	W	38	at Baltimore Ravens (69,074)	10
12/20	W	50	Jacksonville (64,363)	18
12/26	W	26	at Tennessee (41,121)	16

296

NFC Divisional Playoffs

(Metrodome, Minneapolis, MN)
1/10/99 W 41 Arizona (63,760) 21

NFC Championship Game

(Metrodome, Minneapolis, MN)
1/17/99 L 27 Atlanta (64,060) (OT) 30

1999

Head Coach: Dennis Green

Preseason (2-2)

8/13	L	21	N.Y. Giants (63,434)	36
8/21	W	24	at Cleveland (71,398)	17
8/26	W	17	Philadelphia (63,387)	13
9/3	L	17	at N.Y. Jets (76,782)	38

Regular Season (10-6)

Finish: 2nd in NFC Central

9/12	W	17	at Atlanta (69,555)	14
9/19	L	17	Oakland (64,080)	22
9/26	L	20	at Green Bay (59,868)	23
10/3	W	21	Tampa Bay (64,106)	14
10/10	L	22	Chicago (64,107)	24
10/17	L	23	at Detroit (76,516)	25
10/24	W	40	San Francisco (64,109)	16
10/31	W	23	at Denver (75,021)	20
11/8	W	27	Dallas (64,111)	17
11/14	W	37	at Chicago (66,944) (OT)	24
11/28	W	35	San Diego (64,232)	27
12/6	L	17	at Tampa Bay (65,741)	24
12/12	L	28	at Kansas City (78,932)	31
12/20	W	24	Green Bay (64,203)	20
12/26	W	34	at N.Y. Giants (78,095)	17
1/2/00	W	24	Detroit (64,103)	17

335

NFC First-Round Playoffs

(Metrodome, Minneapolis, MN)
1/9/00 W 27 Dallas (64,056) 10

NFC Divisional Playoffs

(TWA Dome, St. Louis, MO)
1/16/00 L 37 St. Louis Rams (66,194) 49

2000

Head Coach: Dennis Green
Preseason (1-3)

8/5	L	24	New Orleans (63,445)	25
8/12	L	7	at San Diego (43,805)	31
8/18	W	35	Arizona Cards (63,563)	37
8/24	L	30	at Indianapolis (51,337)	32

Regular Season (11-5)
Finish: NFC Central Champions

9/3	W	30	Chicago (64,112)	27
9/10	W	13	Miami (64,412)	7
9/17	W	21	at New England (60,292)	13
10/1	W	31	at Detroit (76,438)	24
10/9	W	30	Tampa Bay (64,162)	23
10/15	W	28	at Chicago (66,944)	26
10/22	W	31	Buffalo (64,285)	17
10/29	L	13	at Tampa Bay (65,589)	41
11/6	L	20	at Green Bay (59,854) (OT)	26
11/12	W	31	Arizona (64,223)	14
11/19	W	31	Carolina (64,208)	17
11/23	W	27	at Dallas (63,878)	15
11/30	W	24	Detroit (64,214)	17
12/10	L	29	at St. Louis Rams (66,273)	40
12/17	L	28	Green Bay (64,183)	33
12/24	L	10	at Indianapolis Colts (56,672)	31

397

NFC Divisional Playoffs
 (Metrodome, Minneapolis, MN)

1/6/01	W	34	New Orleans (63,881)	16
--------	---	----	----------------------	----

NFC Championship
 (Giants Stadium, East Rutherford, NJ)

1/14/01	L	0	NY Giants (79,310)	41
---------	---	---	--------------------	----

2001

Head Coach: Dennis Green (first 15 games), Mike Tice (final game)
Preseason (4-0)

8/11	W	28	New Orleans (46,752)	21
			at San Antonio, TX	
8/16	W	24	Pittsburgh (63,790)	10
8/24	W	28	Indianapolis (63,804)	21
8/31	W	20	at Miami (60,136)	7

Regular Season (5-11)
Finish: 4th in NFC Central

9/9	L	13	Carolina (64,108)	24
9/23	L	10	at Chicago (66,944)	17
9/30	W	20	Tampa Bay (64,105)	16
10/7	L	15	at New Orleans (70,020)	28
10/14	W	31	Detroit (64,048)	26
10/21	W	35	Green Bay (64,165)	13
10/28	L	14	at Tampa Bay (65,558)	41
11/11	L	17	at Philadelphia (65,638)	48
11/19	W	28	N.Y. Giants (64,283)	16
11/25	L	6	Chicago (64,214)	13
12/2	L	16	at Pittsburgh (62,661)	21
12/9	W	42	Tennessee (64,271)	24
12/16	L	24	at Detroit (72,190)	27
12/23	L	3	Jacksonville (64,150)	33
12/30	L	13	at Green Bay (59,870)	24
1/7/02	L	3	at Baltimore (69,465)	19

290

2002

Head Coach: Mike Tice
Preseason (2-2)

8/10	L	15	Cleveland (63,532)	27
8/16	W	24	at Buffalo (46,027)	21
8/23	W	14	Tennessee (63,845)	10
8/29	L	14	at Pittsburgh (57,062)	17

Regular Season (6-10)
Finish: 2nd in NFC North

9/8	L	23	at Chicago (63,226) (Champaign, IL) 27
9/15	L	39	Buffalo (64,047) (OT) 45
9/22	L	14	Carolina (63,945) 21
9/29	L	23	at Seattle (65,212) 48
10/13	W	31	Detroit (64,013) 24
10/20	L	7	at N.Y. Jets (78,516) 20
10/27	W	25	Chicago (64,122) 7
11/3	L	24	at Tampa Bay (65,667) 27
11/10	L	20	N.Y. Giants (64,005) 38
11/17	W	31	Green Bay (64,153) 21
11/24	L	17	at New England (68,436) 24
12/1	L	24	Atlanta (63,947) (OT) 30
12/8	L	22	at Green Bay (64,070) 26
12/15	W	32	New Orleans (67,851) 31
12/21	W	20	Miami (64,285) 17
12/29	W	38	at Detroit (60,233) 46

442

2003

Head Coach: Mike Tice
Preseason (1-3)

8/9	L	14	Jacksonville (63,370)	16
8/16	L	16	at Kansas City (75,634)	26
8/22	W	21	at Oakland (37,411)	6
8/28	L	27	Arizona (63,473)	31

Regular Season (9-7)
Finish: 2nd in NFC North

9/7	W	30	at Green Bay (70,505)	25
9/14	W	24	Chicago (64,144)	13
9/21	W	23	at Detroit (60,865)	13
9/28	W	35	San Francisco (64,111)	7
10/5	W	39	at Atlanta (70,427)	26
10/19	W	28	Denver (64,381)	20
10/26	L	17	N.Y. Giants (64,114)	29
11/2	L	27	Green Bay (64,482)	30
11/9	L	28	at San Diego (64,738)	42
11/16	L	18	at Oakland (56,653)	28
11/23	W	24	Detroit (63,946)	14
11/30	L	17	at St. Louis (66,134)	48
12/7	W	34	Seattle (63,968)	7
12/14	L	10	at Chicago (61,804)	13
12/20	W	45	Kansas City (64,291)	20
12/28	L	17	at Arizona (52,734)	18

416

2004

Head Coach: Mike Tice
Preseason (2-2)

8/14	W	23	Arizona (63,658)	6
8/16	L	24	at Atlanta (70,623)	27
8/22	W	23	San Francisco (63,960)	10
8/28	L	21	at Seattle (50,198)	23

Regular Season (8-8)
Finish: 2nd in NFC North

9/12	W	35	Dallas (64,105)	17
9/20	L	16	at Philadelphia (67,676)	27
9/26	W	27	Chicago (64,163)	22
10/10	W	34	at Houston (70,718) (OT)	28
10/17	W	38	at New Orleans (64,900)	31
10/24	W	20	Tennessee (64,108)	34
10/31	L	13	N.Y. Giants (64,012)	3
11/8	L	28	at Indianapolis (57,307)	31
11/14	L	31	at Green Bay (70,671)	34
11/21	W	22	Detroit (64,156)	19
11/28	W	27	Jacksonville (64,004)	16
12/5	L	14	at Chicago (62,051)	24
12/12	L	23	Seattle (64,110)	27
12/19	W	28	at Detroit (62,337)	27

12/24	L	31	Green Bay (64,311)	34
1/2	L	18	at Washington (76,876)	21

405
NFC First-Round Playoffs
 (Lambeau Field, Green Bay, WI)

1/9/05	W	31	Green Bay (71,705)	17
--------	---	----	--------------------	----

NFC Divisional Playoffs
 (Lincoln Financial Field, Philadelphia, PA)

1/16/05	L	14	Philadelphia (67,722)	27
---------	---	----	-----------------------	----

2005

Head Coach: Mike Tice
Preseason (3-1)

8/14	W	23	Kansas City (63,621)	16
8/16	L	21	at N.Y. Jets (76,441)	28
8/22	W	19	San Diego (64,172)	16
8/28	W	23	at Seattle (63,746)	21

Regular Season (9-7)
Finish: 2nd in NFC North

9/11	L	13	Tampa Bay (63,939)	24
9/18	L	8	at Cincinnati (65,763)	37
9/25	W	33	New Orleans (63,952)	16
10/2	L	10	at Atlanta (69,552)	30
10/16	L	3	at Chicago (62,143)	28
10/23	W	23	Green Bay (64,278)	20
10/30	L	13	at Carolina (73,502)	38
11/6	W	27	Detroit (63,813)	14
11/13	W	24	at N.Y. Giants (78,637)	21
11/21	W	20	at Green Bay (70,610)	17
11/27	W	24	Cleveland (63,814)	12
12/4	W	21	at Detroit (61,375)	16
12/11	W	27	St. Louis (62,143)	13
12/18	L	3	Pittsburgh (64,136)	18
12/25	L	23	at Baltimore (70,246)	30
1/1/06	W	34	Chicago (64,023)	14

306

2006

Head Coach: Brad Childress
Preseason (2-1-1)

8/14	L	13	Oakland (63,278)	16
8/19	W	17	at Pittsburgh (57,813)	10
8/25	W	30	Baltimore (63,257)	7
8/31	T	10	at Dallas (60,299)	10

Regular Season (6-10)
Finish: 3rd in NFC North

9/11	W	19	at Washington (90,508)	16
9/17	W	16	Carolina (63,623) (OT)	13
9/24	L	16	Chicago (63,754)	19
10/1	L	12	at Buffalo (71,972)	17
10/8	W	26	Detroit (63,906)	13
10/22	W	31	at Seattle (63,118)	13
10/30	L	7	New England (63,819)	31
11/5	L	3	at San Francisco (68,088)	9
11/12	L	7	Green Bay (63,924)	23
11/19	L	20	at Miami (73,070)	24
11/26	W	31	Arizona (63,483)	26
12/3	L	13	at Chicago (62,221)	23
12/10	W	30	at Detroit (60,861)	20
12/17	L	13	N.Y. Jets (63,677)	26
12/21	L	7	Green Bay (70,864)	9
12/31	L	21	St. Louis (63,557)	41

282



Robert Smith retired as the Vikings all-time leading rusher, which has since been broken by Adrian Peterson, with 6,818 yards. Playing from 1993-2000, Smith led the team in rushing for 6 consecutive seasons and was selected to the Pro Bowl twice.

2007

Head Coach: Brad Childress

Preseason (2-2)

8/10	L	10	St. Louis (62,666)	13
8/17	W	37	at N.Y. Jets (75,851)	20
8/25	L	13	at Seattle (66,723)	30
8/30	W	23	Dallas (62,938)	14

Regular Season (8-8)

Finish: 2nd in NFC North

9/9	W	24	Atlanta (62,815)	3
9/16	L	17	at Detroit (61,771) (OT)	20
9/23	L	10	at Kansas City (78,038)	13
9/30	L	16	Green Bay (63,779)	23
10/14	W	34	at Chicago (62,174)	31
10/21	L	14	at Dallas (63,432)	24
10/28	L	16	Philadelphia (63,019)	23
11/4	W	35	San Diego (63,043)	17
11/11	L	0	at Green Bay (70,945)	34
11/18	W	29	Oakland (62,960)	22
11/25	W	41	at N.Y. Giants (78,591)	17
12/2	W	42	Detroit (62,996)	10
12/9	W	27	at San Francisco (68,050)	7
12/17	W	20	Chicago (63,800)	13
12/23	L	21	Washington (63,634)	32
12/30	L	19	at Denver (76,084) (OT)	22
		365		311

2008

Head Coach: Brad Childress

Preseason (1-3)

8/9	L	17	Seattle (62,545)	34
8/16	W	23	at Baltimore (70,585)	15
8/23	L	10	Pittsburgh (62,625)	16
8/28	L	10	at Dallas (60,246)	12

Regular Season (10-6)

Finish: NFC North Champions

9/8	L	19	at Green Bay (71,004)	24
9/14	L	15	Indianapolis (63,585)	18
9/21	W	20	Carolina (62,628)	10
9/28	L	17	at Tennessee (69,143)	30
10/6	W	30	at New Orleans (70,015)	27
10/12	W	12	Detroit (62,867)	10
10/19	L	41	at Chicago (62,235)	48
11/2	W	28	Houston (62,839)	21
11/9	W	28	Green Bay (63,845)	27
11/16	L	13	at Tampa Bay (65,278)	19
11/23	W	30	at Jacksonville (65,064)	12
11/30	W	34	Chicago (63,722)	14
12/7	W	20	at Detroit (50,444)	16
12/14	W	35	at Arizona (64,457)	14
12/21	L	17	Atlanta (62,889)	24
12/28	W	20	N.Y. Giants (63,761)	19
		379		333

NFC First-Round Playoffs

(Metrodome, Minneapolis, MN)				
1/4/09	L	14	Philadelphia (61,746)	26

2009

Head Coach: Brad Childress

Preseason (3-1)

8/14	W	13	at Indianapolis (65,484)	3
8/21	W	17	Kansas City (62,782)	13
8/31	W	17	at Houston (70,191)	10
9/4	L	31	Dallas (62,334)	35

Regular Season (12-4)

Finish: NFC North Champions

9/13	W	34	at Cleveland (70,560)	20
9/20	W	27	at Detroit (56,269)	13

9/27	W	27	San Francisco (63,398)	24
10/5	W	30	Green Bay (63,846)	23
10/11	W	38	at St. Louis (60,166)	10
10/18	W	33	Baltimore (63,689)	31
10/25	L	17	at Pittsburgh (65,597)	27
11/1	W	38	at Green Bay (71,213)	26
11/15	W	27	Detroit (63,854)	26
11/22	W	35	Seattle (63,854)	9
11/29	W	36	Chicago (63,854)	10
12/6	L	17	at Arizona (64,121)	30
12/13	W	30	Cincinnati (63,854)	10
12/20	L	7	at Carolina (73,515)	26
12/28	L	30	at Chicago (62,479) (OT)	36
1/3/10	W	44	N.Y. Giants (63,854)	7
		470		312

NFC Divisional Playoffs

(Metrodome, Minneapolis, MN)				
1/17/10	W	34	Dallas (63,547)	3

NFC Championship

(Superdome, New Orleans, LA)				
1/24/10	L	28	New Orleans (71,276) (OT)	31

2010

Head Coach: Brad Childress (first 10 games), Leslie Frazier (final 6 games)

Preseason (3-1)

8/14	W	28	at St. Louis (40,801)	7
8/22	L	10	at San Francisco (69,732)	15
8/28	W	24	Seattle (63,550)	13
9/2	W	31	vs Denver (63,328)	24

Regular Season (6-10)

Finish: 4th in NFC North

9/9	L	9	at New Orleans (70,051)	14
9/19	L	10	Miami (63,846)	14
9/26	W	24	Detroit(63,377)	10
10/11	L	20	at N.Y. Jets (77,909)	29
10/17	W	24	Dallas (64,120)	21
10/24	L	24	at Green Bay (71,107)	28
10/31	L	18	at New England (68,756)	28
11/7	W	27	Arizona (64,120) (OT)	24
11/14	L	13	at Chicago (62,206)	27
11/21	L	3	Green Bay (64,120)	31
11/28	W	17	at Washington (83,602)	13
12/5	W	38	Buffalo (64,012)	14
12/13	L	3	N.Y. Giants (45,910)#	21
12/20	L	14	Chicago (45,504)*	40
12/28	W	24	at Philadelphia (69,144)^	14
1/2/11	L	13	at Detroit (57,013)	20
		281		348

Played at Ford Field, Detroit

* Played at TCF Bank Stadium, Univ. of MN

^ Delayed from 12/26 by Philadelphia blizzard

2011

Head Coach: Leslie Frazier

Preseason (2-2)

8/13	L	3	at Tennessee (69,143)	14
8/20	W	20	at Seattle (65,599)	7
8/27	L	17	Dallas (62,800)	23
9/1	W	28	Houston (62,148)	0

Regular Season (3-13)

Finish: 4th in NFC North

9/11	L	17	at San Diego (66, 716)	24
9/18	L	20	Tampa Bay (62, 461)	24
9/25	L	23	Detroit (62, 466)	26
10/2	L	17	at Kansas City (72, 931)	22
10/9	W	34	Arizona (62, 479)	10
10/16	L	10	at Chicago (62, 322)	39
10/23	L	27	Green Bay (63, 946)	33

10/30	W	24	at Carolina (72, 095)	21
11/14	L	7	at Green Bay (70, 519)	45
11/20	L	21	Oakland (62, 748)	27
11/27	L	14	at Atlanta (68, 115)	24
12/14	L	32	Denver (62, 939)	35
12/11	L	28	at Detroit (63, 988)	34
12/18	L	20	New Orleans (62, 623)	42
12/24	W	33	at Washington (63, 370)	26
1/1/12	L	13	Chicago (62, 867)	17
		340		449

2012

Head Coach: Leslie Frazier

Preseason (1-3)

8/10	L	6	at San Francisco (69,732)	17
8/17	W	36	Buffalo (56,430)	14
8/24	L	10	San Diego (56,521)	12
8/30	L	24	at Houston (71,116)	28

Regular Season (10-6)

Finish: 2nd in NFC North

9/9	W	26	Jacksonville (56,607) (OT)	23
9/16	L	20	at Indianapolis (63,912)	23
9/23	W	24	San Francisco (57,288)	13
9/30	W	20	at Detroit (63,616)	13
10/7	W	30	Tennessee (57,652)	7
10/14	L	26	at Washington (78,476)	38
10/21	W	21	Arizona (61,068)	14
10/25	L	17	Tampa Bay (60,860)	36
11/4	L	20	at Seattle (67,584)	30
11/11	W	34	Detroit (64,059)	24
11/25	L	10	at Chicago (62,306)	28
12/2	L	14	at Green Bay (70,567)	18
12/9	W	21	Chicago (64,134)	24
12/16	W	36	at St. Louis (55,751)	2
12/23	W	23	at Houston (71,688)	6
12/30	W	37	Green Bay (64,134)	34
		379		348

NFC First-Round Playoffs

(Lambeau Field, Green Bay, WI)				
1/5/13	L	10	at Green Bay (71,548)	24

2013

Head Coach: Leslie Frazier

Preseason (1-3)

8/9	L	13	Houston	27
8/16	L	16	at Buffalo	20
8/25	L	14	at San Francisco	34
8/29	W	24	Tennessee	23

Regular Season (5-10-1)

Finish: 4th in NFC North

9/8	L	24	at Detroit (62,461)	34
9/15	L	30	at Chicago (62,181)	31
9/22	L	27	Cleveland (63,672)	31
9/29	W	34	Pittsburgh (83,518)*	27
10/13	L	24	Carolina (63,963)	35
10/21	L	7	at New York Giants (79,314)	23
10/27	L	31	Green Bay (64,134)	44
11/3	L	23	at Dallas (85,360)	27
11/7	W	34	Washington (64,011)	27
11/17	L	20	at Seattle (68,235)	41
11/24	T	26	at Green Bay (77,871) (OT)	26
12/1	W	23	Chicago (64,134) (OT)	20
12/8	L	26	at Baltimore (70,921)	29
12/15	W	48	Philadelphia (64,087)	30
12/22	L	14	at Cincinnati (61,555)	42
12/29	W	14	at Detroit (64,134)	13
		391		480



The Vikings won the final game played at Mall of America Field at the HHH Metrodome on 12/29/13, a 14-13 victory over Detroit. Rookie sensation Cordarrelle Patterson scored the final 2 TDs in the history of the stadium. .

VIKINGS ALL-TIME RECORD

	Won	Lost	Tied	Pct.	Games		Won	Lost	Tied	Pct.	Games
Pre-Season (1961-2013)	140	96	3	.593	239	NFC Regular and Post-Season	370	305	10	.548	685
Regular Season (1961-2013)	431	365	10	.540	806	AFC Regular and Post-Season	80	87	0	.479	167
Post-Season (1961-2013)	19	27	0	.413	46	All Regular and Post-Season	450	392	10	.534	852
All Games (1961-2013)	590	488	13	.547	1,091*						
NFC Regular Season	351	282	10	.554	643						
AFC Regular Season	80	83	0	.491	163						

*Vikings faced Dallas in Playoff Bowl on 1/5/69, a post-season exhibition game after being eliminated from playoffs. The game does not count in all-time post-season record and statistics from the game do not count. Total is 1,092 with Playoff Bowl.

VIKINGS VS. NFC CENTRAL SERIES VS. NFC NORTH

***1970-2001 Tampa Bay was not in NFC Central in 1976 and moved to NFC South for the 2002 season

Playoff Appearances (Since 1961)

27- Minnesota Vikings
24- Green Bay Packers
15- Chicago Bears
11-Detroit Lions
6- Tampa Bay Buccaneers

Division Titles

16- Minnesota Vikings
11- Green Bay Packers
10-Chicago Bears
3- Detroit Lions
3- Tampa Bay Buccaneers

	Team	Total Games	All-Time Series	NFC North Titles
Chicago Bears	106	54-50-2	2
Detroit Lions	105	69-34-2	0
Green Bay Packers	107	49-56-2	7
Minnesota Vikings	*	*	2

VIKINGS ALL-TIME RECORDS BY MONTH (REGULAR & POST SEASON)

	Total Games	August W-L-T	September W-L-T	October W-L-T	November W-L-T	December W-L-T	January W-L-T	Totals
Arizona	25	0-0-0	0-0-0	6-6-0	5-2-0	3-2-0	1-0-0	15-10-0
Atlanta	27	0-0-0	7-0-0	2-2-0	3-3-0	3-5-0	1-1-0	16-11-0
Baltimore	5	0-0-0	0-0-0	1-0-0	0-0-0	1-2-0	0-1-0	2-3-0
Buffalo	12	1-0-0	1-3-0	2-1-0	0-0-0	4-0-0	0-0-0	8-4-0
Carolina	11	0-0-0	2-2-0	3-2-0	1-0-0	0-1-0	0-0-0	6-5-0
Chicago	106	0-0-0	14-14-0	16-17-0	11-7-0	12-10-2	1-2-0	54-50-2
Cincinnati	12	0-0-0	1-1-0	0-1-0	2-1-0	3-3-0	0-0-0	6-6-0
Cleveland	15	0-0-0	3-1-0	1-1-0	4-1-0	2-1-0	1-0-0	11-4-0
Dallas	29	0-0-0	1-4-0	4-5-0	5-1-0	1-4-0	3-1-0	14-15-0
Denver	13	0-0-0	1-1-0	4-0-0	2-3-0	0-2-0	0-0-0	7-6-0
Detroit	105	0-0-0	17-7-0	14-8-0	22-7-2	15-11-0	1-1-0	69-34-2
Green Bay	107	0-0-0	10-6-0	14-14-0	15-20-2	9-15-0	1-1-0	49-56-2
Houston	3	0-0-0	0-0-0	1-0-0	1-0-0	1-0-0	0-0-0	3-0-0
Indianapolis	24	0-0-0	2-5-0	1-2-1	2-5-0	2-4-0	0-0-0	7-16-1
Jacksonville	5	0-0-0	1-0-0	0-0-0	2-0-0	1-1-0	0-0-0	4-1-0
Kansas City	11	0-0-0	1-2-0	0-1-0	0-1-0	3-2-0	0-1-0	4-7-0
Miami	11	0-0-0	2-2-0	0-2-0	0-1-0	2-1-0	0-1-0	4-7-0
New England	11	0-0-0	2-0-0	0-4-0	1-2-0	1-1-0	0-0-0	4-7-0
New Orleans	30	0-0-0	4-3-0	2-2-0	8-3-0	4-1-0	2-1-0	20-10-0
New York Giants	26	0-0-0	0-2-0	4-4-0	4-2-0	5-2-0	1-2-0	14-12-0
New York Jets	9	0-0-0	0-0-0	1-3-0	0-3-0	0-2-0	0-0-0	1-8-0
Oakland	14	0-0-0	1-3-0	0-1-0	3-2-0	0-3-0	0-1-0	4-10-0
Philadelphia	25	0-0-0	2-3-0	5-2-0	0-2-0	6-2-0	0-3-0	13-12-0
Pittsburgh	17	0-0-0	3-1-0	2-2-0	3-2-0	1-2-0	0-1-0	9-8-0
San Diego	11	0-0-0	0-2-0	2-0-0	3-3-0	0-1-0	0-0-0	5-6-0
San Francisco	45	0-0-0	8-3-1	6-3-0	2-5-0	5-8-0	1-3-0	22-22-1
St. Louis	42	0-0-0	2-2-1	6-4-0	6-4-1	10-5-0	0-1-0	24-16-2
Seattle	13	0-0-0	0-2-0	1-1-0	3-4-0	1-1-0	0-0-0	5-8-0
Tampa Bay	53	0-0-0	8-6-0	9-8-0	9-6-0	5-2-0	0-0-0	31-22-0
Tennessee	12	0-0-0	1-1-0	5-0-0	0-1-0	2-2-0	0-0-0	8-4-0
Washington	23	0-0-0	1-1-0	1-2-0	5-3-0	4-2-0	0-4-0	11-12-0
Totals	852	1-0-0	95-77-2	113-98-1	122-94-5	106-98-2	13-25-0	450-392-10

VIKINGS OVERTIME GAMES

OVERTIME RECORD

Won 20, Lost 20, Tied 3
 (H: 11-9-1, A: 9-11-2)

9/19/76	T	10	L.A. Rams	10	10/20/91	L	23	at New England	26	12/30/07	L	19	at Denver	22
9/18/77	L	10	Dallas	16	9/6/92	W	23	at Green Bay	20	12/28/09	L	30	at Chicago	36
10/16/77	W	22	Chicago	16	10/20/94	W	13	Green Bay	20	1/24/10	L	28	*at New Orleans	31
9/11/78	W	12	Denver	9	11/13/94	L	20	at New England	26	11/7/10	W	27	Arizona	24
11/26/78	T	10	at Green Bay	10	11/27/94	L	17	Tampa Bay	20	9/25/11	L	23	Detroit	26
9/23/79	W	27	Green Bay	21	12/1/94	W	33	Chicago	27	9/9/12	W	26	Jacksonville	23
12/2/79	L	21	at L.A. Rams	27	9/17/95	L	17	Dallas	23	11/24/13	T	26	at Green Bay	26
9/18/83	W	19	at Tampa Bay	16	10/8/95	W	23	Houston Oilers	17	12/1/13	W	23	Chicago	20
10/23/83	W	20	at Green Bay	17	10/15/95	L	17	at Tampa Bay	20					
10/12/86	W	27	at San Francisco	24	11/12/95	W	30	at Arizona	24					
11/2/86	L	38	at Washington	44	11/17/96	W	16	at Oakland	13					
11/26/87	W	44	at Dallas	38	1/17/99	L	27	*Atlanta	34					
12/26/87	L	24	Washington	27	11/14/99	W	27	at Chicago	20					
11/5/89	W	23	L.A. Rams	21	11/6/00	L	20	at Green Bay	26					
12/17/89	L	17	at Cleveland	23	9/15/02	L	39	Buffalo	45					
9/30/90	L	20	Tampa Bay	23	12/11/02	L	24	Atlanta	30					
					10/10/04	W	34	at Houston	28					
					9/17/05	W	16	Carolina	13					
					9/16/07	L	17	at Detroit	20					

*NFC Championship game

VIKINGS PRIME TIME/THANKSGIVING RECORD

MONDAY NIGHT RECORD

Won 26, Lost 30

(H: 15-9, A: 11-21)

10/26/70	W	13	L.A. Rams	3
9/20/71	W	16	at Detroit	13
10/25/71	W	10	Baltimore	3
9/18/72	L	21	Washington	24
10/23/72	L	10	at Chicago	13
11/19/73	L	14	at Atlanta	20
11/11/74	W	28	at St. Louis	24
10/27/75	W	13	at Chicago	9
10/4/76	W	17	Pittsburgh	6
11/29/76	L	16	at San Francisco	20
10/24/77	L	3	at L.A. Rams	35
9/11/78	W	12	Denver (OT)	9
9/25/78	W	24	at Chicago	20
10/15/79	L	7	at N.Y. Jets	14
9/14/81	L	10	Oakland	36
11/2/81	L	17	at Denver	19
11/23/81	L	30	at Atlanta	31
1/3/83	W	31	Dallas	27
12/5/83	L	2	at Detroit	13
10/26/87	W	34	Denver	27
12/19/88	W	28	Chicago	27
10/30/89	L	14	at N.Y. Giants	24
12/25/89	W	29	Cincinnati	21
10/15/90	L	24	at Philadelphia	32
11/11/91	L	17	Chicago	34
11/2/92	W	38	at Chicago	10
10/25/93	W	19	at Chicago	12
10/10/94	W	27	at N.Y. Giants	10
12/26/94	W	21	San Francisco	14
10/30/95	L	6	Chicago	14
12/18/95	L	30	at San Francisco	37
10/28/96	L	13	Chicago	15
12/1/97	L	11	Green Bay	27
10/5/98	W	37	at Green Bay	24
11/8/99	W	27	Dallas	17
12/6/99	L	27	Tampa Bay	24
12/20/99	W	24	Green Bay	20
10/9/00	W	30	Tampa Bay	23
11/6/00	L	20	at Green Bay (OT)	26
11/19/01	W	28	N.Y. Giants	16
1/7/02	L	3	at Baltimore	19
9/20/04	L	16	at Philadelphia	27
11/8/04	L	28	at Indianapolis	31
11/21/05	W	20	at Green Bay	17
9/11/06	W	16	at Washington	13
10/30/06	L	7	New England	31
12/17/07	W	20	Chicago	13
9/8/08	L	19	at Green Bay	24
10/6/08	W	30	at New Orleans	27
10/5/09	W	30	Green Bay	23
12/28/09	L	30	at Chicago (OT)	36
10/11/10	L	20	at N.Y. Jets	29
12/13/10	L	3	N.Y. Giants*	21
12/20/10	L	14	Chicago#	40

VIKINGS MONDAY NIGHT BESTS

RUSHING ATTEMPTS

31.....Chester Taylor.....at Wash., 9/11/06
29.....Ted Brown.....vs. Dallas, 1/3/83
27.....Chuck Foreman.....vs. Pitt., 10/4/76

RUSHING YARDS

148.....Chuck Foreman.....vs. Pitt., 10/4/76
122.....Robert Smith.....at G.B., 11/6/00
122.....Mewelde Moore.....at G.B., 11/21/05

RUSHING TDs

3.....D.J. Dozier.....vs. Denv., 10/26/87
2.....Chuck Foreman.....vs. Pitt., 10/4/76
2.....Adrian Peterson.....at Chi., 12/28/09
2.....Adrian Peterson.....vs. Chi., 12/17/07

LONG RUNS

72.....Darrin Nelson.....vs. Denv., 10/26/87
34.....Adrian Peterson.....at G.B., 9/8/08
30.....Adrian Peterson.....at NY Jets, 10/11/10

PASSING ATTEMPTS

53.....Josh Freeman.....at NY Giants, 10/21/13
48.....Tommy Kramer.....at NY Jets, 10/15/79
47.....Tommy Kramer.....at Atl., 11/23/81
47.....Daunte Culpepper.....at Phil., 9/20/04

PASSING COMPLETIONS

37.....Daunte Culpepper.....at Phil., 9/20/04
28.....Tommy Kramer.....at NY Jets, 10/15/79

11/14/11 L 7 at Green Bay 45
12/01/13 L 7 at N.Y. Giants 23

*Game played at Ford Field in Detroit (originally scheduled for 12/12/10, moved due to weather-related Metrodome collapse)

#Game played at TCF Bank Stadium, U of M

TUESDAY NIGHT RECORD

Won 1, Lost 0

(H: 0-0, A: 1-0)

12/28/10 W 24 at Philadelphia 14

THURSDAY NIGHT RECORD

Won 6, Lost 7

(H: 5-4, A: 1-3)

10/26/78	W	21	at Dallas	10
9/16/82	L	22	at Buffalo	23
9/8/83	L	17	San Francisco	48
11/29/84	L	17	Washington	31
9/19/85	L	24	Chicago	33
10/15/92	W	31	Detroit	14
10/20/94	W	13	Green Bay (OT)	10
12/1/94	W	33	Chicago (OT)	27
11/30/00	W	24	Detroit	17
12/21/06	L	7	at Green Bay	9
9/9/10	L	9	at New Orleans	14
10/25/12	L	17	Tampa Bay	36
11/7/13	W	34	Washington	27

FRIDAY DAY/NIGHT RECORD

Won 1, Lost 2

(H: 0-1, A: 1-1)

9/22/67	L	3	at L.A. Rams	39
12/31/93	W	14	at Washington	9
12/24/04	L	31	Green Bay	34

SATURDAY DAY/NIGHT RECORD

Won 17, Lost 9

(H: 9-3, A: 8-6)

10/9/65	W	40	New York	14
9/14/68	W	47	Atlanta	7
12/5/70	W	16	Chicago	13
12/11/71	W	29	Detroit	10
12/16/72	L	17	at San Francisco	20
12/18/73	W	31	at Green Bay	7
12/7/74	W	23	Atlanta	10
12/14/74	W	35	at Kansas City	15
12/20/75	W	35	at Buffalo	13
12/11/76	W	29	at Miami	7
9/24/77	W	9	at Tampa Bay	3
12/17/77	W	30	at Detroit	21
12/9/78	L	14	at Detroit	45
9/5/81	L	13	at Tampa Bay	21
12/12/81	L	7	at Detroit	45
12/17/83	W	20	Cincinnati	14

PASSING YARDS

442....Randall Cunningham...at G.B., 10/5/98
343....Daunte Culpepper...at Phil., 9/20/04
330....Tommy Kramer.....at Atl., 11/23/81

PASSING TDs

4.....Tommy Kramer.....at Atl., 11/23/81
4.....Randall Cunningham...at G.B., 10/5/98
4.....Daunte Culpepper...vs. NY Giants, 11/19/01

RECEPTIONS

10.....Cris Carter.....at San Fran, 12/18/95
11.....Jake Reed.....vs. Chi., 10/28/96
10.....Randy Moss.....vs. NY Giants, 11/19/01
10.....Cris Carter.....vs. NY Giants, 11/19/01

RECEIVING YARDS

190....Randy Moss.....at G.B., 10/5/98
171....Randy Moss.....vs. NY Giants, 11/19/01
153....Jake Reed.....vs. Chi., 10/28/96

RECEIVING TDs

3.....Randy Moss.....vs. NY Giants, 11/19/01

LONGEST FGs

53.....Ryan Longwell.....at N.O., 10/6/08
52.....Fred Cox.....at Chi., 10/27/75

LONG KICKOFF RECORDS

99t....Eddie Payton.....vs. Oak., 9/14/81
71.....Oadry Ismail.....at San Fran., 12/18/95
69.....Cordarelle Patterson...at NY Giants, 10/21/13

12/8/84	L	7	at San Francisco	51
12/26/87	L	38	Washington	44
12/22/90	L	24	Los Angeles	28
12/21/91	L	7	Green Bay	27
12/17/94	L	19	at Detroit	41
12/9/95	W	27	Cleveland	41
12/26/98	W	26	at Tennessee	16
12/21/02	W	20	Miami	17
12/20/03	W	45	Kansas City	20
12/24/11	W	33	at Washington	26

SUNDAY NIGHT RECORD

Won 15, Lost 17

(H: 9-8, A: 6-9)

12/6/87	L	24	Chicago	30
11/13/88	W	43	at Dallas	3
12/3/89	W	27	Chicago	16
11/4/90	W	27	Denver	22
12/2/90	W	23	Green Bay	7
9/29/91	L	6	Denver	13
12/8/91	W	26	at Tampa Bay	24
10/31/93	L	27	Detroit	30
10/11/93	L	10	at Tampa Bay	23
12/26/93	W	30	Kansas City	10
9/17/95	L	17	Dallas (OT)	23
9/11/96	W	16	at Oakland (OT)	13
12/8/96	W	24	at Detroit	22
9/28/97	W	28	Philadelphia	19
12/6/98	W	48	Chicago	22
12/20/98	W	50	Jacksonville	10
12/12/99	W	28	at Kansas City	31
10/15/00	W	28	at Chicago	16
11/25/01	L	6	Chicago	13
9/29/02	L	23	at Seattle	48
12/8/02	L	22	at Green Bay	26
9/14/03	W	24	Chicago	14
11/2/03	L	27	Green Bay	30
10/17/04	W	38	at New Orleans	31
12/25/05	L	23	at Baltimore	30
12/23/07	L	21	Washington	32
11/30/08	W	34	Chicago	14
12/6/09	L	17	at Arizona	30
12/20/09	L	7	at Carolina	26
10/24/10	L	24	at Green Bay	28
10/16/11	L	10	at Chicago	39
10/27/13	L	31	Green Bay	44

THANKSGIVING DAY RECORD

Won 5, Lost 1

(H: 0-0, A: 5-1)

11/27/69	W	27	at Detroit	0
11/26/87	W	44	at Dallas (OT)	3
11/24/88	W	23	at Detroit	30
11/23/95	L	38	at Detroit	44
11/26/98	W	46	at Dallas	36
11/23/00	W	27	at Dallas	15

LONG PUNT RECORDS

91t....Nate Burleson.....at Ind., 11/8/04
86t....Marcus Sherels.....at NY Giants, 10/21/13
77t....Mewelde Moore.....vs. N.E., 10/30/06

SACKS

4.5....Jared Allen.....vs. G.B., 10/5/09
4.0....Chris Doleman.....vs. Cinn., 12/25/89

INTERCEPTIONS

2.....Robert Griffith.....at G.B., 10/5/98
2.....Jack Del Rio.....at Chi., 11/2/92
2.....Nate Allen.....vs. Pitt., 10/4/76
2.....Ed Sharockman.....vs. Balt., 10/25/71

LONG INTERCEPTION RETURNS

94t....Walker Lee Ashley...vs. Chi., 12/19/88
84t....Jack Del Rio.....at Chi., 11/2/92

TACKLES

16.....Antoine Winfield.....at Ind., 11/8/04
15....Jack Del Rio.....at NY Giants, 10/10/94
14....Ed McDaniel.....vs. Chi., 10/30/95
14.....Erin Henderson...at NY Giants, 10/21/13

SERIES STANDINGS

ARIZONA

- Won 15, Lost 10, Tied 0**
Home 9-4, Away 6-6
 1963 (H) St. Louis 56-14
 1967 (H) St. Louis 34-24
 1969 (A) Minnesota 27-10
 1972 (H) St. Louis 19-17
 1974 (A) Minnesota 28-24
 1974* (H) Minnesota 30-14
 1977 (H) St. Louis 27-7
 1979 (A) St. Louis 37-7
 1981 (H) St. Louis 30-17
 1983 (A) St. Louis 41-31
 1991 (H) Minnesota 34-7
 1991 (A) Minnesota 28-0
 1994 (A) Arizona 17-7
 1995 (A) Minnesota 30-24 (OT)
 1996 (H) Minnesota 41-17
 1997 (A) Minnesota 20-19
 1998* (H) Minnesota 41-21
 2000 (H) Minnesota 31-14
 2003 (A) Arizona 18-17
 2006 (H) Minnesota 31-26
 2008 (A) Minnesota 35-14
 2009 (A) Arizona 30-17
 2010 (H) Minnesota 27-24 (OT)
 2011 (H) Minnesota 34-10
 2012 (H) Minnesota 24-14
 *NFC Divisional Playoff Game

ATLANTA

- Won 16, Lost 11, Tied 0**
Home 10-4, Away 6-7
 1966 (H) Atlanta 20-13
 1967 (A) Atlanta 21-20
 1968 (H) Minnesota 47-7
 1969 (A) Atlanta 10-3
 1970 (A) Minnesota 37-7
 1971 (H) Minnesota 24-7
 1973 (A) Atlanta 20-14
 1974 (H) Minnesota 23-10
 1975 (H) Minnesota 38-0
 1977 (A) Minnesota 14-7
 1980 (H) Minnesota 24-23
 1981 (A) Atlanta 31-30
 1982* (H) Minnesota 30-24
 1984 (H) Minnesota 27-20
 1985 (A) Atlanta 14-13
 1987 (H) Minnesota 24-13
 1989 (H) Minnesota 43-17
 1991 (A) Minnesota 20-19
 1996 (A) Minnesota 23-17
 1998* (H) Atlanta 30-27 (OT)
 1999 (A) Minnesota 17-14
 2002 (H) Atlanta 30-24 (OT)
 2003 (A) Minnesota 39-26
 2005 (A) Atlanta 30-10
 2007 (H) Minnesota 24-3
 2008 (H) Atlanta 24-17
 2011 (A) Atlanta 24-14
 *Super Bowl Tournament
 **NFC Championship Game

BALTIMORE

- Won 2, Lost 3, Tied 0**
Home 1-0, Away 1-3
 1998 (A) Minnesota 38-28
 2001 (A) Baltimore 19-3
 2005 (A) Baltimore 30-23
 2009 (H) Minnesota 33-31
 2013 (A) Baltimore 29-26

BUFFALO

- Won 8, Lost 4, Tied 0**
Home 4-1, Away 4-3
 1971 (H) Minnesota 19-0
 1975 (A) Minnesota 35-13
 1979 (H) Minnesota 10-3
 1982 (A) Buffalo 23-22
 1985 (A) Minnesota 27-20
 1988 (A) Buffalo 13-10
 1994 (A) Minnesota 21-17
 1997 (A) Minnesota 34-13
 2000 (H) Minnesota 31-27
 2002 (H) Buffalo 45-39 (OT)
 2006 (A) Buffalo 17-12
 2010 (H) Minnesota 38-14

CAROLINA

- Won 6, Lost 5, Tied 0**
Home 5-3, Away 1-2
 1996 (H) Minnesota 14-12
 1997 (H) Minnesota 21-14
 2000 (H) Minnesota 31-17
 2001 (H) Carolina 24-13
 2002 (H) Carolina 21-14

- 2005 (A) Carolina 38-13
 2006 (H) Minnesota 16-13 (OT)
 2008 (H) Minnesota 20-10
 2009 (A) Carolina 26-7
 2011 (A) Minnesota 24-21
 2013 (H) Carolina 35-10

CHICAGO

- Won 54, Lost 50, Tied 2**
Home 33-21, Away 21-29-2
(0-1 in TCF Bank Stadium)
 1961 (H) Minnesota 37-13
 1962 (H) Chicago 13-0
 (A) Chicago 31-30
 1963 (H) Chicago 28-7
 (A) Tie, 17-17
 1964 (H) Chicago 34-28
 (A) Minnesota 41-14
 1965 (H) Chicago 45-37
 (A) Minnesota 24-17
 1966 (H) Chicago 13-10
 (A) Chicago 41-28
 1967 (H) Chicago 17-7
 (A) Tie, 10-10
 1968 (H) Chicago 27-17
 (A) Chicago 26-17
 1969 (A) Minnesota 31-0
 (H) Minnesota 31-14
 1970 (A) Minnesota 24-0
 (H) Minnesota 16-13
 1971 (H) Chicago 20-17
 (A) Minnesota 27-10
 1972 (A) Chicago 13-10
 (H) Chicago 23-10
 1973 (A) Minnesota 22-13
 (H) Minnesota 31-13
 1974 (H) Minnesota 11-7
 (A) Minnesota 17-0
 1975 (H) Minnesota 28-3
 (A) Minnesota 13-9
 1976 (H) Minnesota 20-19
 (A) Chicago 14-13
 1977 (H) Minnesota 22-16 (OT)
 (A) Chicago 10-7
 1978 (A) Minnesota 24-20
 (H) Minnesota 17-14
 1979 (A) Chicago 26-7
 (H) Minnesota 30-27
 1980 (A) Minnesota 34-14
 (H) Minnesota 13-7
 1981 (H) Minnesota 24-21
 (A) Chicago 10-9
 1982 (H) Minnesota 35-7
 1983 (A) Minnesota 23-14
 (H) Chicago 19-13
 1984 (A) Chicago 16-7
 (H) Chicago 34-3
 1985 (H) Chicago 33-24
 (A) Chicago 27-9
 1986 (A) Chicago 23-0
 (H) Minnesota 23-7
 1987 (A) Chicago 27-7
 (H) Chicago 30-24
 1988 (A) Minnesota 31-7
 (H) Minnesota 28-27
 1989 (A) Chicago 38-7
 (H) Minnesota 27-16
 1990 (A) Chicago 19-16
 1991 (H) Minnesota 41-13
 (A) Chicago 10-6
 (H) Chicago 34-17
 1992 (H) Minnesota 21-20
 (A) Minnesota 38-10
 1993 (H) Minnesota 10-7
 (A) Minnesota 19-12
 1994 (A) Minnesota 42-14
 (H) Minnesota 33-27 (OT)
 * (H) Chicago 35-18
 1995 (A) Chicago 31-14
 (H) Chicago 14-6
 1996 (A) Minnesota 20-14
 (H) Chicago 15-13
 1997 (A) Minnesota 27-14
 (H) Minnesota 29-22
 1998 (A) Minnesota 31-28
 (H) Minnesota 48-22
 1999 (H) Chicago 24-22
 (A) Minnesota 27-24 (OT)
 2000 (H) Minnesota 30-27
 (A) Minnesota 28-16
 2001 (A) Chicago 17-10
 (H) Chicago 13-6
 2002 (A) Chicago 27-23
 (H) Minnesota 25-7
 2003 (H) Minnesota 24-13

- (A) Chicago 13-10
 2004 (H) Minnesota 27-23
 (A) Chicago 24-14
 (A) Chicago 28-3
 2005 (A) Minnesota 34-10
 (H) Chicago 19-16
 (A) Chicago 23-13
 2007 (A) Minnesota 34-31
 (H) Minnesota 20-13
 2008 (A) Chicago 48-41
 (H) Minnesota 34-14
 2009 (H) Minnesota 36-10
 (A) Chicago 36-30 (OT)
 2010 (A) Chicago 17-13
 # (H) Chicago 40-14
 2011 (A) Chicago 39-10
 (H) Chicago 17-13
 2012 (A) Chicago 28-10
 (H) Minnesota 21-14
 2013 (A) Chicago 31-30
 (H) Minnesota 23-20 (OT)
 *NFC Wild Card Game
 @ in Champaign, IL - Memorial Stadium
 # in TCF Bank Stadium - U of M

CINCINNATI

- Won 6, Lost 6, Tied 0**
Home 5-0, Away 1-6
 1973 (A) Cincinnati 27-0
 1977 (H) Minnesota 42-10
 1980 (A) Cincinnati 14-0
 1983 (H) Minnesota 20-14
 1986 (A) Cincinnati 24-20
 1989 (H) Minnesota 29-21
 1992 (A) Minnesota 42-7
 1995 (A) Cincinnati 27-24
 1998 (H) Minnesota 24-3
 2005 (A) Cincinnati 37-8
 2009 (H) Minnesota 30-10
 2013 (A) Cincinnati 42-14

CLEVELAND

- Won 11, Lost 4, Tied 0**
Home 7-2, Away 4-2
 1965 (A) Minnesota 27-17
 1967 (A) Cleveland 14-10
 1969 (H) Minnesota 51-3
 1969* (H) Minnesota 27-7
 1973 (H) Minnesota 26-3
 1975 (A) Minnesota 42-10
 1980 (H) Minnesota 28-23
 1983 (A) Minnesota 27-21
 1986 (H) Cleveland 23-20
 1989 (A) Cleveland 23-17 (OT)
 1992 (H) Minnesota 17-13
 1995 (H) Minnesota 27-11
 2005 (H) Minnesota 24-12
 2009 (A) Minnesota 34-20
 2013 (H) Cleveland 31-27
 *NFL Championship Game

DALLAS

- Won 14, Lost 15, Tied 0**
Home 7-9, Away 7-6
 1961 (A) Dallas 21-7
 (H) Dallas 28-0
 1966 (A) Dallas 28-17
 1968 (H) Dallas 20-17
 1970 (H) Minnesota 54-13
 1971* (H) Dallas 20-12
 1973** (A) Minnesota 27-10
 1974 (A) Minnesota 23-21
 1975* (H) Dallas 17-10
 1977** (A) Dallas 23-6
 1978 (A) Minnesota 21-10
 1979 (H) Dallas 36-20
 1982 (H) Minnesota 31-27
 1983 (H) Dallas 37-24
 1987 (A) Minnesota 44-38 (OT)
 1988 (A) Minnesota 43-3
 1993 (H) Dallas 37-20
 1995 (H) Dallas 23-17 (OT)
 1996** (A) Dallas 40-15
 1998 (A) Minnesota 46-36
 1999 (H) Minnesota 27-17
 # (H) Minnesota 27-10
 2000 (A) Minnesota 27-15
 2004 (H) Minnesota 35-17
 2007 (A) Dallas 24-14
 2009* (H) Minnesota 34-3
 2010 (H) Minnesota 24-21
 2013 (A) Dallas 27-23
 *NFC Wild Card Game
 **NFC Divisional Playoff Game
 **NFC Championship Game

DENVER

- Won 7, Lost 6, Tied 0**
Home 4-3, Away 3-3
 1972 (A) Minnesota 23-20
 1978 (H) Minnesota 12-9 (OT)
 1981 (A) Denver 19-17
 1984 (A) Denver 42-21
 1987 (H) Minnesota 34-27
 1990 (H) Minnesota 27-22
 1991 (H) Denver 13-6
 1993 (A) Minnesota 26-23
 1996 (H) Denver 21-17
 1999 (A) Minnesota 23-20
 2003 (H) Minnesota 28-20
 2007 (A) Denver 22-19 (OT)
 2011 (H) Denver 35-32

DETROIT

- Won 69, Lost 34, Tied 2**
Home 38-13-1, Away 31-21-1
 1961 (H) Detroit 37-10
 (A) Detroit 13-7
 1962 (H) Detroit 17-6
 (A) Detroit 37-23
 1963 (A) Detroit 28-10
 (H) Minnesota 34-31
 1964 (H) Detroit 24-20
 (A) Tie, 23-23
 1965 (H) Detroit 31-29
 (A) Minnesota 29-7
 1966 (H) Detroit 32-31
 (A) Minnesota 28-16
 1967 (H) Tie, 10-10
 (A) Detroit 14-3
 1968 (H) Minnesota 24-10
 (A) Minnesota 13-6
 1969 (H) Minnesota 24-10
 (A) Minnesota 27-0
 1970 (A) Minnesota 30-17
 (H) Minnesota 24-20
 1971 (A) Minnesota 16-13
 (H) Minnesota 29-10
 1972 (A) Minnesota 34-10
 (H) Minnesota 16-14
 1973 (A) Minnesota 23-9
 (H) Minnesota 28-7
 1974 (A) Minnesota 7-6
 (H) Detroit 20-16
 1975 (H) Minnesota 25-19
 (A) Detroit 17-10
 1976 (A) Minnesota 10-9
 (H) Minnesota 31-23
 1977 (H) Minnesota 14-7
 (A) Minnesota 30-21
 1978 (H) Minnesota 17-7
 (A) Detroit 45-14
 1979 (A) Minnesota 13-10
 (H) Minnesota 14-7
 1980 (A) Detroit 27-7
 (H) Minnesota 34-0
 1981 (H) Minnesota 26-24
 (A) Detroit 45-7
 1982 (A) Minnesota 34-31
 1983 (H) Minnesota 20-17
 (A) Detroit 13-2
 1984 (A) Minnesota 29-28
 (H) Detroit 16-14
 1985 (H) Minnesota 16-13
 (A) Detroit 41-21
 1986 (H) Detroit 13-10
 (A) Minnesota 24-10
 1987 (H) Minnesota 34-19
 (A) Minnesota 17-14
 1988 (H) Minnesota 44-17
 (A) Minnesota 23-0
 1989 (H) Minnesota 24-17
 (A) Minnesota 20-7
 1990 (H) Detroit 34-27
 (A) Minnesota 17-7
 1991 (A) Detroit 24-20
 (H) Detroit 34-14
 1992 (A) Detroit 31-17
 (H) Minnesota 31-14
 1993 (H) Detroit 30-27
 (A) Minnesota 13-0
 1994 (H) Minnesota 10-3
 (A) Detroit 41-19
 1995 (H) Minnesota 20-10
 (A) Detroit 44-38
 1996 (H) Minnesota 17-13
 (A) Minnesota 24-22
 1997 (A) Detroit 38-15
 (H) Detroit 14-13
 1998 (H) Minnesota 29-6
 (A) Minnesota 34-13
 1999 (A) Detroit 25-23

- (H) Minnesota 24-17
- 2000 (A) Minnesota 31-24
- (H) Minnesota 24-17
- (H) Minnesota 31-26
- (A) Detroit 27-24
- 2002 (H) Minnesota 31-24
- (A) Minnesota 38-36
- 2003 (A) Minnesota 23-13
- (H) Minnesota 24-14
- (H) Minnesota 22-19
- (A) Minnesota 28-27
- (H) Minnesota 27-14
- (A) Minnesota 21-16
- (H) Minnesota 26-17
- (A) Minnesota 30-20
- 2007 (A) Detroit 20-17 (OT)
- (H) Minnesota 42-10
- (H) Minnesota 12-10
- (A) Minnesota 20-16
- 2009 (A) Minnesota 27-13
- (H) Minnesota 27-10
- (H) Minnesota 24-10
- (A) Detroit 20-13
- 2011 (H) Detroit 26-23 (OT)
- (A) Detroit 34-28
- 2012 (A) Minnesota 20-13
- (H) Minnesota 34-24
- 2013 (A) Detroit 34-24
- (H) Minnesota 14-13

GREEN BAY

**Won 49, Lost 56, Tied 2
Home 25-26, Away 23-30-2 (6-9
in Milwaukee)**

- 1961 (H) Green Bay 33-7
- (A) Green Bay 28-10
- 1962 (A) Green Bay 34-7
- (H) Green Bay 48-21
- 1963 (H) Green Bay 37-28
- (A) Green Bay 28-7
- 1964 (A) Minnesota 24-23
- (H) Green Bay 42-13
- (H) Green Bay 38-13
- (A) Green Bay 24-19
- 1966 (A) Minnesota 20-17
- (H) Green Bay 28-16
- 1967 (A) Minnesota 10-7
- (H) Green Bay 30-27
- 1968 (A) Minnesota 26-13
- (H) Minnesota 14-10
- 1969 (H) Minnesota 19-7
- (A) Minnesota 9-7
- 1970 (A) Green Bay 13-10
- (H) Minnesota 10-3
- 1971 (A) Minnesota 24-13
- (H) Minnesota 3-0
- 1972 (A) Minnesota 27-13
- (H) Green Bay 23-7
- 1973 (H) Minnesota 11-3
- (A) Minnesota 31-7
- 1974 (A) Minnesota 32-17
- (H) Green Bay 19-7
- 1975 (A) Minnesota 28-17
- (H) Minnesota 24-3
- 1976 (A) Minnesota 17-10
- (H) Minnesota 20-9
- 1977 (H) Minnesota 19-7
- (A) Minnesota 13-6
- 1978 (H) Minnesota 21-7
- (A) Tie, 10-10 (OT)
- 1979 (H) Minnesota 27-21 (OT)
- (A) Green Bay 19-7
- 1980 (A) Green Bay 16-3
- (H) Green Bay 25-13
- 1981 (A) Minnesota 30-13
- (H) Green Bay 35-23
- 1982 (A) Green Bay 26-7
- 1983 (A) Minnesota 20-17 (OT)
- (H) Green Bay 28-21
- 1984 (A) Green Bay 45-17
- (H) Green Bay 38-14
- 1985 (A) Green Bay 20-17
- (H) Green Bay 27-17
- 1986 (H) Minnesota 42-7
- (A) Minnesota 32-6
- 1987 (H) Green Bay 23-16
- (H) Green Bay 16-10
- 1988 (A) Green Bay 34-14
- (A) Green Bay 18-6
- 1989 (H) Minnesota 26-14
- (A) Green Bay 20-19
- 1990 (A) Green Bay 24-10
- (H) Minnesota 23-7
- 1991 (A) Minnesota 35-21
- (H) Green Bay 27-7
- 1992 (A) Minnesota 23-20 (OT)
- (H) Minnesota 27-7
- (H) Minnesota 15-13
- 1993 (A) Minnesota 21-17
- (H) Green Bay 16-10
- 1994 (H) Minnesota 13-10 (OT)

- 1995 (A) Green Bay 38-21
- (H) Minnesota 27-24
- 1996 (H) Minnesota 30-21
- (A) Green Bay 38-10
- 1997 (A) Green Bay 38-32
- (H) Green Bay 27-11
- 1998 (A) Minnesota 27-24
- (H) Minnesota 28-14
- 1999 (A) Green Bay 23-20
- (H) Minnesota 24-20
- 2000 (A) Green Bay 26-20 OT
- (H) Green Bay 33-28
- 2001 (H) Minnesota 35-13
- (A) Green Bay 13-24
- 2002 (H) Minnesota 31-21
- (A) Green Bay 26-22
- 2003 (A) Minnesota 30-25
- (H) Green Bay 30-27
- 2004 (A) Green Bay 34-31
- (H) Green Bay 34-31
- #(A) Minnesota 31-17
- 2005 (H) Minnesota 23-20
- (A) Minnesota 20-17
- 2006 (H) Green Bay 23-17
- (A) Green Bay 9-7
- 2007 (H) Green Bay 23-16
- (A) Green Bay 34-0
- (A) Green Bay 24-19
- (H) Minnesota 28-27
- 2009 (H) Minnesota 30-23
- (A) Minnesota 38-26
- 2010 (A) Green Bay 28-24
- (H) Green Bay 31-3
- 2011 (H) Green Bay 33-27
- (A) Green Bay 45-7
- 2012 (A) Green Bay 23-14
- (H) Minnesota 37-34
- #(A) Green Bay 24-10
- 2013 (H) Green Bay 44-31
- (A) Tie, 26-26 (OT)

#NFC Wild Card Game

HUSTON

**Won 3, Lost 0, Tied 0
Home 1-0, Away 2-0**

- 2004 (A) Minnesota 34-28 (OT)
- 2008 (H) Minnesota 28-21
- 2012 (A) Minnesota 23-6

INDIANAPOLIS

**Won 7, Lost 16, Tied 1
Home 7-5-1, Away 0-11**

- 1961 (A) Baltimore 34-13
- (H) Minnesota 28-20
- 1962 (H) Baltimore 34-7
- (A) Baltimore 42-14
- 1963 (H) Baltimore 37-34
- (A) Baltimore 41-10
- 1964 (H) Minnesota 34-24
- (A) Baltimore 17-14
- 1965 (A) Baltimore 35-16
- (H) Baltimore 41-21
- 1966 (H) Baltimore 38-23
- (A) Baltimore 20-17
- 1967 (H) Tie, 20-20
- 1968 (A) Baltimore 24-9
- 1968* (A) Baltimore 24-14
- 1969 (H) Minnesota 52-14
- 1971 (H) Minnesota 10-3
- 1982 (H) Minnesota 13-10
- 1988 (H) Minnesota 12-3
- 1997 (H) Minnesota 39-28
- 2000 (A) Indianapolis 31-10
- 2004 (A) Indianapolis 31-28
- 2008 (H) Indianapolis 18-15
- 2012 (A) Indianapolis 23-20

* NFL Western Conference Championship Game

JACKSONVILLE

**Won 4, Lost 1, Tied 0
Home 3-1, Away 1-0**

- 1998 (H) Minnesota 50-10
- 2001 (H) Jacksonville 33-3
- 2004 (H) Minnesota 27-16
- 2008 (A) Minnesota 30-12
- 2012 (H) Minnesota 26-23 (OT)

KANSAS CITY

**Won 4, Lost 7, Tied 0
Home 3-2, Away 1-4, Neutral
0-1**

- 1963* (N) Kansas City 23-7
- 1970 (H) Minnesota 27-10
- 1974 (A) Minnesota 35-15
- 1981 (H) Kansas City 10-6
- 1990 (A) Kansas City 24-21
- 1993 (H) Minnesota 30-10
- 1996 (H) Kansas City 21-6
- 1999 (A) Kansas City 31-28

- 2003 (H) Minnesota 45-20
 - 2007 (A) Kansas City 13-10
 - 2011 (A) Kansas City 22-17
- *Super Bowl IV, Jan. 11, 1970

MIAMI

**Won 4, Lost 7, Tied 0
Home 3-3, Away 1-3, Neutral 0-1**

- 1972 (H) Miami 16-14
- 1973* (N) Miami 24-7
- 1976 (A) Minnesota 29-7
- 1979 (H) Miami 27-12
- 1982 (A) Miami 22-14
- 1988 (A) Miami 24-7
- 1994 (H) Minnesota 38-35
- 2000 (H) Minnesota 13-7
- 2002 (H) Minnesota 20-17
- 2006 (A) Miami 24-20
- 2010 (H) Miami 14-10

*Super Bowl VIII, Jan. 13, 1974

NEW ENGLAND

**Won 4, Lost 7, Tied 0
Home 2-2, Away 2-5**

- 1970 (A) Minnesota 35-14
- 1974 (H) New England 17-14
- 1979 (A) New England 27-23
- 1988 (H) Minnesota 36-6
- 1991 (A) New England 26-23 (OT)
- 1994 (A) New England 26-20 (OT)
- 1997 (H) Minnesota 23-18
- 2000 (A) Minnesota 21-13
- 2002 (A) New England 24-17
- 2006 (H) New England 31-7
- 2010 (A) New England 28-18

NEW ORLEANS

**Won 20, Lost 10, Tied 0
Home 12-3, Away 8-7**

- 1968 (A) New Orleans 20-17
- 1970 (H) Minnesota 26-0
- 1971 (A) Minnesota 23-10
- 1972 (H) Minnesota 37-6
- 1974 (H) Minnesota 29-9
- 1975 (A) Minnesota 20-7
- 1976 (A) Minnesota 40-9
- 1978 (A) New Orleans 31-24
- 1980 (A) Minnesota 23-20
- 1981 (H) Minnesota 20-10
- 1983 (A) New Orleans 17-16
- 1985 (H) New Orleans 30-23
- 1986 (H) Minnesota 33-17
- 1987* (A) Minnesota 44-10
- 1988 (H) Minnesota 45-3
- 1990 (H) Minnesota 32-3
- 1991 (A) New Orleans 26-0
- 1993 (H) New Orleans 17-14
- 1994 (H) Minnesota 21-20
- 1995 (H) Minnesota 43-24
- 1998 (H) Minnesota 31-24
- 2000* (H) Minnesota 34-16
- 2001 (A) New Orleans 28-15
- 2002 (A) Minnesota 32-31
- 2004 (A) Minnesota 38-31
- 2005 (H) Minnesota 33-16
- 2008 (A) Minnesota 30-27
- 2009(A) New Orleans 31-28 (OT)
- 2010 (A) New Orleans 14-9
- 2011 (H) New Orleans 42-20

#NFL Wild Card Game
*NFL Divisional Playoff Game
#NFC Championship Game

NEW YORK GIANTS

**Won 14, Lost 12, Tied 0
Home 6-5, Away 8-7**

- 1964 (A) Minnesota 30-21
- 1965 (H) Minnesota 40-14
- 1967 (H) Minnesota 27-24
- 1969 (A) New York 24-23
- 1971 (A) Minnesota 17-10
- 1973 (A) Minnesota 31-7
- 1976 (H) Minnesota 24-7
- 1986 (H) New York 22-20
- 1989 (A) New York 24-14
- 1990 (A) New York 23-15
- 1993# (A) New York 17-10
- 1994 (A) Minnesota 27-10
- 1996 (A) New York 15-10
- 1997# (A) Minnesota 23-22
- 1999 (A) Minnesota 34-17
- 2000** (A) New York 41-0
- 2001 (H) Minnesota 28-16
- 2002 (H) New York 27-20
- 2003 (H) New York 29-17
- 2004 (H) New York 34-13
- 2005 (A) Minnesota 24-21
- 2007 (A) Minnesota 41-17
- 2008 (H) Minnesota 20-19
- 2009 (H) Minnesota 44-7

- 2010#(H) New York 21-3
 - 2013 (A) New York 23-7
- #NFC Wild Card Game
**NFC Championship Game
#at Ford Field in Detroit, MI

NEW YORK JETS

**Won 1, Lost 8, Tied 0
Home 1-3, Away 0-5**

- 1970 (A) New York 20-10
- 1975 (H) Minnesota 29-21
- 1979 (A) New York 14-7
- 1982 (H) New York 42-14
- 1994 (H) New York 31-21
- 1997 (A) New York 23-21
- 2002 (A) New York 20-7
- 2006 (H) New York 26-13
- 2010 (A) New York 29-20

OAKLAND

**Won 4, Lost 10, Tied 0
Home 3-4, Away 1-5, Neutral
0-1**

- 1973 (H) Minnesota 24-16
- 1976 (N) Oakland 35-14
- 1977 (A) Oakland 35-13
- 1978 (A) Oakland 27-20
- 1981 (H) Oakland 36-10
- 1984 (A) Los Angeles 23-20
- 1987 (H) Minnesota 31-20
- 1990 (H) Los Angeles 28-24
- 1993 (A) Los Angeles 24-7
- 1996 (A) Minnesota 16-13 (OT)
- 1999 (H) Oakland 22-17
- 2003 (A) Oakland 28-18
- 2007 (H) Minnesota 29-22
- 2011 (H) Oakland 27-21

*Super Bowl XI, Jan. 9, 1977

PHILADELPHIA

**Won 13, Lost 12, Tied 0
Home 7-4, Away 6-8**

- 1962 (H) Minnesota 31-21
- 1963 (A) Minnesota 34-13
- 1968 (A) Minnesota 24-17
- 1971 (A) Minnesota 13-0
- 1973 (H) Minnesota 28-21
- 1976 (A) Minnesota 31-12
- 1978 (H) Minnesota 28-27
- 1980 (H) Philadelphia 42-7
- 1980* (A) Philadelphia 19-17
- 1981 (H) Minnesota 35-23
- 1984 (A) Philadelphia 31-16
- 1985 (A) Minnesota 28-23
- (H) Philadelphia 37-35
- 1988 (H) Minnesota 23-21
- 1989 (A) Philadelphia 10-9
- 1990 (A) Philadelphia 32-24
- 1992 (A) Philadelphia 28-17
- 1997 (H) Minnesota 28-19
- 2001 (A) Philadelphia 48-17
- (A) Philadelphia 27-16
- * (A) Philadelphia 27-14
- 2007 (H) Philadelphia 17-6
- 2008#(H) Philadelphia 26-14
- 2010 (A) Minnesota 24-14
- 2013 (H) Minnesota 48-30

*NFC Divisional Playoff Game
#NFC Wild Card Playoff Game

PITTSBURGH

**Won 9, Lost 8, Tied 0
Home 5-1, Away 4-5, Neutral 1-1**

- 1962 (A) Pittsburgh 39-31
- 1964 (H) Minnesota 30-10
- 1967 (A) Minnesota 41-27
- 1969 (H) Minnesota 52-14
- 1972 (A) Pittsburgh 23-10
- 1974* (N) Pittsburgh 16-6
- 1976 (H) Minnesota 17-6
- 1980 (H) Pittsburgh 23-17
- 1983 (A) Minnesota 17-14
- 1986 (H) Minnesota 31-7
- 1989 (A) Pittsburgh 27-14
- 1992 (A) Minnesota 6-3
- 1995 (A) Minnesota 44-24
- 2001 (A) Pittsburgh 21-16
- 2005 (H) Pittsburgh 18-3
- 2009 (A) Pittsburgh 27-17
- 2013 #(N) Minnesota 34-27

*Super Bowl IX, Jan. 12, 1975
#Played in London at Wembley Stadium. Minnesota designated home team.

ST. LOUIS

**Won 24, Lost 16, Tied 2
Home 14-3-2, Away 10-13**

- 1961 (A) Los Angeles 31-17
- (H) Minnesota 42-21

- 1962 (A) Minnesota 38-14
(H) Tie, 24-24
- 1963 (A) Los Angeles 27-24
(H) Minnesota 21-13
- 1964 (A) Los Angeles 22-13
(H) Minnesota 34-13
- 1965 (A) Minnesota 38-35
(H) Minnesota 24-13
- 1966 (H) Minnesota 35-7
(A) Los Angeles 21-6
- 1967 (A) Los Angeles 39-3
(H) Los Angeles 31-3
- 1969 (A) Minnesota 20-13
1969* (H) Minnesota 23-20
- 1970 (H) Minnesota 13-3
- 1972 (A) Minnesota 45-41
- 1973 (H) Minnesota 10-9
- 1974 (A) Los Angeles 20-17
- 1974* (H) Minnesota 14-10
- 1976 (H) Tie, 10-10 (OT)
- 1976* (H) Minnesota 24-13
- 1977 (A) Los Angeles 35-3
- 1977* (A) Minnesota 14-7
- 1978 (H) Los Angeles 34-17
- 1978* (H) Los Angeles 34-10
- 1979 (A) Los Angeles 27-21 (OT)
- 1985 (A) Minnesota 13-10
- 1987 (A) Minnesota 28-17
- 1988 (H) Minnesota 23-21 (OT)
- 1991 (H) Minnesota 20-14
- 1992 (A) Minnesota 31-17
- 1998 (A) Minnesota 38-31
- 1999* (A) St. Louis 49-37
- 2000 (A) St. Louis 40-29
- 2003 (A) St. Louis 48-17
- 2005 (H) Minnesota 27-13
- 2006 (H) St. Louis 41-21
- 2009 (A) Minnesota 38-10
- 2012 (A) Minnesota 36-22

SAN DIEGO

- Won 5, Lost 6, Tied 0**
Home 4-3, Away 1-3
- 1971 (A) San Diego 30-14
- 1975 (H) Minnesota 28-13
- 1978 (H) San Diego 13-7
- 1981 (A) Minnesota 33-31
- 1984 (H) San Diego 42-13
- 1985 (H) Minnesota 21-17
- 1993 (H) San Diego 30-17
- 1999 (H) Minnesota 35-27
- 2003 (A) San Diego 42-28
- 2007 (H) Minnesota 35-17
- 2011 (A) San Diego 24-17

SAN FRANCISCO

- Won 22, Lost 22, Tied 1**
Home 14-9, Away 8-13-1
- 1961 (H) San Francisco 38-24
(A) San Francisco 38-28
- 1962 (A) San Francisco 21-7
(H) San Francisco 35-12
- 1963 (A) Minnesota 24-20
(H) Minnesota 45-14
- 1964 (A) Minnesota 24-7
(H) Minnesota 24-7
- 1965 (A) Minnesota 42-41
(H) San Francisco 45-24
- 1966 (A) Tie, 20-20
(H) Minnesota 28-3
- 1967 (H) San Francisco 38-30
- 1968 (A) Minnesota 30-20
- 1969 (H) Minnesota 10-7
- 1970* (H) San Francisco 17-14
- 1971 (H) San Francisco 13-9
- 1972 (A) San Francisco 20-17
- 1973 (A) Minnesota 17-13
- 1975 (H) Minnesota 27-17
- 1976 (A) San Francisco 20-16
- 1977 (H) Minnesota 28-27
- 1979 (H) Minnesota 28-22
- 1983 (H) San Francisco 48-17
- 1984 (A) San Francisco 51-7
- 1985 (H) Minnesota 28-21
- 1986 (A) Minnesota 27-24 (OT)
- 1987* (A) Minnesota 36-24
- 1988 (A) San Francisco 24-21
- 1988* (A) San Francisco 34-9
- 1989* (A) San Francisco 41-13
- 1990 (H) San Francisco 20-17
- 1991 (H) Minnesota 17-14
- 1992 (H) San Francisco 20-17
- 1993 (A) San Francisco 38-19
- 1994 (H) Minnesota 21-14
- 1995 (A) San Francisco 37-30
- 1999 (A) San Francisco 28-17
- 1997* (A) San Francisco 38-22
- 1999 (H) Minnesota 40-16
- 2003 (H) Minnesota 35-7
- 2006 (A) San Francisco 9-3
- 2007 (A) Minnesota 27-7
- 2009 (H) Minnesota 27-24
- 2012 (H) Minnesota 24-13

SEATTLE

- Won 5, Lost 8, Tied 0**
Home 3-2, Away 2-6
- 1976 (H) Minnesota 27-21
- 1978 (A) Seattle 29-28
- 1984 (H) Seattle 20-12
- 1987 (A) Seattle 28-17
- 1990 (A) Minnesota 24-21
- 1996 (A) Seattle 42-23
- 2002 (A) Seattle 48-23

- 2003 (H) Minnesota 34-7
- 2004 (H) Seattle 27-23
- 2006 (A) Minnesota 31-13
- 2009 (H) Minnesota 35-9
- 2012 (A) Seattle 30-20
- 2013 (A) Seattle 41-20

TAMPA BAY

- Won 31, Lost 22, Tied 0**
Home 18-9, Away 13-13
- 1977 (A) Minnesota 9-3
- 1978 (H) Tampa Bay 16-10
- 1979 (H) Tampa Bay 12-10
(A) Minnesota 23-22
- 1980 (H) Minnesota 38-30
(A) Minnesota 21-10
- 1981 (A) Tampa Bay 21-13
(H) Minnesota 25-10
- 1982 (H) Minnesota 17-10
- 1983 (A) Minnesota 19-16 (OT)
- 1984 (A) Tampa Bay 17-12
(H) Minnesota 27-24
- 1985 (A) Minnesota 31-16
(H) Minnesota 26-7
- 1986 (A) Minnesota 23-10
(H) Minnesota 45-13
- 1987 (A) Tampa Bay 20-17
(H) Minnesota 23-17
- 1988 (H) Minnesota 14-13
- 1989 (A) Minnesota 49-20
- 1989 (H) Minnesota 17-3
- 1990 (H) Tampa Bay 23-20
(A) Tampa Bay 26-13
- 1991 (H) Minnesota 28-13
(A) Minnesota 26-24
- 1992 (H) Minnesota 26-20
(A) Minnesota 35-7
- 1993 (H) Minnesota 15-0
- 1994 (A) Tampa Bay 23-10
(H) Minnesota 36-13
- 1995 (H) Tampa Bay 20-17 (OT)
(A) Tampa Bay 20-17 (OT)
- 1996 (H) Minnesota 31-17
- 1996 (A) Tampa Bay 24-13
(H) Minnesota 21-10
- 1997 (H) Tampa Bay 28-14
(A) Minnesota 10-6
- 1998 (H) Minnesota 31-7
(A) Tampa Bay 27-24
- 1999 (H) Minnesota 21-14
(A) Tampa Bay 24-17
- 2000 (H) Minnesota 30-23
(A) Tampa Bay 41-13
- 2001 (H) Minnesota 20-16
(A) Tampa Bay 41-14
- 2002 (A) Tampa Bay 38-24
- 2005 (H) Tampa Bay 24-13

- 2008 (A) Tampa Bay 19-13
- 2011 (H) Tampa Bay 24-20
- 2012 (H) Tampa Bay 36-17

TENNESSEE

- Won 8, Lost 4, Tied 0**
Home 7-1, Away 1-3
- 1974 (H) Minnesota 51-10
- 1980 (A) Houston 20-16
- 1983 (H) Minnesota 34-14
- 1986 (A) Houston 23-10
- 1989 (H) Minnesota 38-7
- 1992 (H) Houston 17-13
- 1995 (H) Minnesota 23-17 (OT)
- 1998 (A) Minnesota 26-16
- 2001 (H) Minnesota 42-24
- 2004 (H) Minnesota 20-3
- 2008 (A) Tennessee 30-17
- 2012 (H) Minnesota 30-7

WASHINGTON

- Won 11, Lost 12, Tied 0**
Home 5-6, Away 6-6
- 1968 (H) Minnesota 27-14
- 1970 (A) Minnesota 19-10
- 1972 (H) Washington 24-21
- 1973* (H) Minnesota 27-20
- 1975 (A) Washington 31-30
- 1976* (H) Minnesota 35-20
- 1980 (A) Minnesota 39-14
- 1982 (A) Washington 21-7
- 1984 (H) Washington 31-17
- 1986 (A) Washington 44-38 (OT)
- 1987 (H) Washington 27-24 (OT)
- 1987** (A) Washington 17-10
- 1992 (H) Washington 15-13
- 1992 (H) Washington 24-7
- 1993 (A) Minnesota 14-9
- 1998 (H) Minnesota 41-7
- 2004 (A) Washington 21-18
- 2006 (A) Minnesota 19-16
- 2007 (H) Washington 32-21
- 2010 (A) Minnesota 17-13
- 2011 (A) Minnesota 33-26
- 2012 (A) Washington 38-26
- 2013 (H) Minnesota 34-27

SSuper Bowl Tournament
 *NFC Wild Card Game
 **NFC Championship Game



The Vikings-Bears rivalry date back to the 1st game in franchise history when the expansion Vikings topped the Bears 37-13. The teams have had some unique twists in the history of the series, both hosting home games at collegiate stadiums- the 2002 season opener at the University of Illinois and the 2010 home finale for the Vikings at TCF Bank Stadium on the Minnesota campus.

VIKINGS ALUMNI

Players must be on active roster for one game to qualify

AAA

39 Abdullah, Husain, S. Washington St.	2008-11
50 Abrams, Bobby, LB, Michigan	1993-94
53 Ache, Steve, LB, SW Missouri	1987
72 Adams, Scott, G, Georgia	1991-93
85 Adams, Tom, WR, Minn.-Duluth	1962
7 Adams, Tony, QB, Utah State	1987
68 Addicks, John, C, Baylor	1989
57 Adibi, Alexander, LB, Virginia Tech	2011
67 Alderman, Gvady, T, Detroit	1961-74
60 Alex, Keith, G, Texas A&M	1995
90 Alexander, Derrick, DE, Florida St.	1995-98
82 Alexander, Derrick, WR, Michigan	2002
57 Alexander, Rufus, LB, Oklahoma	2008
53 Alipate, Tuineau, LB, Washington St.	1995
21 Allen, Asher, CB, Georgia	2009-11
69 Allen, Jared, DE, Idaho State	2008-13
19 Allen, Nate, DB, Texas Southern	1976-79
21 Allen, Terry, RB, Clemson	1991-94
84 Allison, Andrae, WR, East Carolina	2007-08
7 Andersen, Morten, K, Michigan St.	2004
46 Anderson, Alfred, RB, Baylor	1984-91
1 Anderson, Gary, K, Syracuse	1998-02
56 Anderson, Scott, C, Missouri	1974,1976
86 Angelo, Richard, TE, West. New Mex.	2003-05
53 Anno, Sam, LB, USC	1987-88
2 Araguz, Leo, P, Stephen F. Austin	2003
69 Arubakur, Hassan, DE, Texas Tech	1984
16 Arceneaux, Emmanuel, WR, Alcorn State	2011
7 Archer, R.J., QB, William G. Mary	2010
19 Armoshodu, Devin, WR, Auburn	2011-12
79 Arrobio, Chuck, T, USC	1966
44/48 Asiatu, Makk, RB, Utah	2012-13
58 Ashley, Walker Lee, LB, Penn St.	1983-88; '90
79 Asper, Mark, T, Oregon	2012
45 Athas, Pete, CB, Tennessee	1975
33 Avery, John, RB, Mississippi	2003
67 Awason, Adrian, DE, North Texas	2011
49 Ayandebo, Obafemi, FB, San Diego St.	1998-99
92 Ayodele, Remi, DT, Oklahoma	2011

BBB

60 Baca, Jeff, G, UCLA	2013
74 Badger, Brad, G, Stanford	2000-01
77/60 Baker, Al, DE, Colorado State	1988
91 Baker, Chase, DT, Boise State	2013
28 Baker, Rashad, S, Tennessee	2006
86 Baker, Robert, WR, Auburn	2003
3 Baldwin, Randy, RB, Mississippi	1991
56 Ball, Jerry, DT, SMU	1997-99
99 Ballard, Christian, DT/DE, Iowa	2011-12
85 Ballman, Gary, TE, Michigan St.	1973
20 Banks, Antonio, S, Virginia Tech	1998-00
23 Banyard, Joe, RB, Texas-El Paso	2013
92 Barker, Roy, DT, No. Carolina	1992-95, 00
3 Barnes, Bill, RB, Wake Forest	1965-66
23 Barnes, Tomur, CB, North Texas	1996
42 Barnett, Harlon, S, Michigan St.	1995-96
19 Baskett, Hank, WR, New Mexico	2010
32/38 Bass, Anthony, DB, Bethune-Cookman	1998-99
85 Bates, D'Wayne, WR, Northwestern	2002
63 Battle, Jim, G, Southern Illinois	1992
55 Bavaro, David, LB, Syracuse	1963
32 Bayless, Rick, RB, Iowa	1989
47 Baylor, Tim, S, Morgan State	1979-80
27 Beamon, Autry, S, East Texas St.	1975-76
87 Beasley, John, TE, California	1967-73
63 Bebout, Nick, T, Wyoming	1980
86 Bedsole, Hal, TE, USC	1964-66
33 Bell, Rick, RB, St. John's, (Minn.)	1983
7 Bennett, Barry, DE, Concordia	1988
2 Bennett, Barry, S, Quacita Baptist	1974
2 Bennett, Darren, P, no college	2004-05
23 Bennett, Michael, RB, Wisconsin	2001-05
56/50 Berrich, Pete, LB, Notre Dame	1995-00
61 Berger, Joe, C/K, Michigan Tech	2011-13
17 Berger, Mitch, P, Colorado	1996-01
67 Berrian, Bernard, WR, Fresno State	2008-11
17 Berry, Bob, QB, Oregon	1965-67; '73-76
50 Berry, Ray, LB, Baylor	1987-92
45/87/44 Berton, Sean, TE, North Carolina St	2003-04
21 Bess, Rufus, CB, So. Carolina St.	1982-87
85 Bethea, Ryan, WR, South Carolina	1988
4 Bethel-Thompson, McCleod, QB, Sacramento St.	2012-13
55/54 Bieker, Greg, LB, Colorado	2002-03
75/78 Birk, Matt, C, Harvard	1998-08
73 Bishop, Bill, DT, North Texas St.	1961
59 Bishop, Desmond, LB, California	2013
12 Bishop, Keith, QB, Wheaton	1987
21 Blahak, Joe, CB, Nebraska	1974-75; 1977
59 Blair, Matt, LB, Iowa State	1974-85
68 Blair, Paul, T, Oklahoma State	1990
18/84 Bland, Tony, WR, Florida A&M	1996-98

36 Blanton, Robert, S, Notre Dame	2012-13
16 Blue, Greg, S, Georgia	2006
74 Bobo, Orlando, G, NE Louisiana	1997-98
92/96 Boireau, Michael, DE, Miami (FL)	2000
66 Bolin, Bookie, G, Mississippi	1968-69
9 Bollinger, Brooks, QB, Wisconsin	2006-07
60 Bolton, Conrad, DT, Maryland	2007
3 Bomar, Rhett, QB, Sam Houston St.	2010
13 Bone, Steve, QB, UCLA	1985-86
27 Booker, Lorenzo, RB, Florida State	2010-11
71 Boone, David, DE, East. Michigan	1974
4 Booty, John David, QB, USC	2008
8 Bouman, Todd, QB, St. Cloud State	1997-02
61 Bowie, Larry, G, Purdue	1962-68
62 Boyd, Brent, G, UCLA	1980-86
36 Boyd, Malik, CB, Southern	1994
80 Boylan, Jim, WR, Washington St.	1963
26 Bradford, Ronnie, S, Colorado	2002
50 Brady, Jeff, LB, Kentucky	1995-97
61 Bramlett, Don, DT, Carson-Newman	1987
53 Braxton, David, LB, Wake Forest	1989-90
75 Breitenstein, Bob, T, Tulsa	1967
42 Brewer, Jack, S, Minnesota	2002-03
4 Brien, Doug, K, California	2002
43/54 Briggs, Greg, S, Texas Southern	1997-98
64 Brim, James, WR, Wake Forest	1987
54 Brinkley, Jasper, LB, South Carolina	2009-12
6 Brister, Bubby, QB, NE Louisiana	2004
28 Britt, Charlie, S, Georgia	1966
91 Broemel, Lorenzo, DE, Clemson	2002
30 Brown, Bill, RB, Illinois	1962-74
22 Brown, Ivory Lee, RB, Ark. - Pine Bluff	1993
80 Brown, Larry, WR, Mankato State	1987
86 Brown, Norris, TE, Georgia	1983
79 Brown, Pat, T, Central Florida	2010-11
33 Brown, Ralph, CB, Nebraska	2004-05
52 Brown, Richard, LB, San Diego St.	1994-96
89 Brown, Robert, TE, Alcorn A&M	1971
23 Brown, Ted, RB, North Carolina St.	1979-86
24 Brown, Terry, S, Oklahoma St.	1972-75
47 Browner, Joey, S, USC	1983-91
82 Bruer, Bob, TE, Mankato State	1980-84
24 Brune, Larry, S, Rice	1980
13 Bruno, Dave, P, Moraine Valley	1987
20 Bryant, Bobby, CB, South Carolina	1967-80
94 Bryant, Tim, LB, Mississippi	1987
6 Buettow, Art, T, Minnesota	1976-77
75 Bundra, Mike, DT, USC	1964
91 Burrough, John, DE, Wyoming	1999-00
36/27/Burton, Brandon, CB, Utah	2011-12
20 Banks, Derek, T, Oklahoma St.	1987
86/118/Burton, Stephen, WR, West Texas A&M	2011-12
81 Bureson, Nate, WR, Nevada	2003-05
22 Butler, Billy, S/RB, Tenn.-Chattanooga	1962-64
31 Butler, Duane, S, Illinois State	1997-98
66 Byers, Ken, G, Cincinnati	1964-66

CCC

53 Caesar, Ivan, LB, Boston College	1991
23 Caleb, Jamie, RB, Grambling	1961
23 Calland, Lee, CB, Louisville	1963-65
85 Camanillo, Greg, WR, Stanford	2010-11
55 Campbell, John, LB, Minnesota	1963-64
16 Campbell, Kelly, WR, Georgia Tech	2002-04
17 Cappelman, Bill, QB, Florida St.	1970
89 Carlson, John, TE, Notre Dame	2012-13
65 Carman, Jon, T, Georgia Tech	2006
40 Carpenter, Preston, TE, Arkansas	1992
36 Carpenter, Ron, S, Miami (Ohio)	1993
84 Carroll, Jay, TE, Minnesota	1985
81 Carter, Anthony, WR, Michigan	1985-93
80 Carter, Cris, WR, Ohio State	1990-01
21 Carter, Dale, CB, Tennessee	2001
11 Carter, Jason, WR, Texas A&M	2006
22/37 Carter, Tyron, S, Minnesota	2000-01
56 Carson, Malcolm, G, Tenn.-Chatt.	1984
44 Casper, Dave, TE, Notre Dame	1983
16 Cassel, Matt, QB, USC	2010
48/89 Cercone, Matt, TE, Arizona St.	2000-02
87 Chamberlain, Byron, TE, Wayne St.	2001-02
23/34 Chapman, Doug, RB, Marshall	2000-03
25 Charles, John, S, Purdue	1990
21 Chavous, Corey, S/CB, Vanderbilt	2002-05
16 Chealand, Hal, QB, Mississippi St.	1974
36 Christopherson, Jim, K/LB, Concordia	1962
62 Christy, Jeff, C, Pittsburgh	1993-99
50 Chukwara, Patrick, LB/DE, Wyoming	2001-02
50/54 Ciurciu, Vinny, LB, Boston College	2007-08
12 Clabo, Neil, P, Tennessee	1975-77
55 Claiborne, Chris, LB, USC	2003-04
33 Clark, Jesse, RB, Arkansas	1989-90
89 Clark, Kenny, WR, Central Florida	2003-04

71 Clarke, Ken, DT, Syracuse	1989-91
81 Clarke, Leon, WR, USC	1963
92 Clemons, Duane, DE, California	1996-99
26 Cook, Marvin, S, USC	1980
63 Cobb, Robert, DE, Texas	1984
85 Coffman, Paul, TE, Kansas St.	1988
57 Cole, Audie, LB, North Carolina State	2012-13
92 Cole, Colin, DT, Iowa	2003
37 Coleman, Al, CB, Tennessee St.	1967
91 Coleman, Dan, DE, Murray St.	1987
8 Coleman, Greg, P, Florida A&M	1978-87
99/93 Colinet, Stalin, DE, Boston College	1997-99-99
65 Collins, Calvin, G, Texas A&M	2001
84 Collins, Dwight, WR, Pittsburgh	1984
59 Collins, Fabray, LB, So. Illinois	1987
43 Coller, Jeff, CB, Kansas	1984
63 Conaty, Billy, C, Virginia Tech	2004
20/31 Cook, Chris, CB, Virginia	2010-13
6 Cook, Ryan, T, New Mexico	2006-10
20 Cooks, Kerry, S, Iowa	1998
87 Cooper, Adrian, TE, Oklahoma	1994-95
68 Cooper, Jon, O, Oklahoma	2009-10
50 Cooper, Marquis, LB, Washington	2006
63 Cornish, Frank, C, UCLA	1996
1 Cortez, Jose, K, Oregon State	2003-04
95 Council, Keith, DE, Hampton	1999
55 Cowart, Sam, LB, Florida State	2005
14 Cox, Fred, K, Pittsburgh	1963-77
33 Craig, Roger, RB, Nebraska	1992-93
84 Craig, Steve, TE, Northwestern	1974-78
73 Crawford, Brian, T, Western Oregon	2001
52 Crockett, Henri, LB, Florida State	2002-03
87 Crumpler, Carlester, TE, E. Carolina	1999
77 Culpepper, Brad, DT, Florida	1992-93
12/11 Culpepper, Daunte, QB, UCF	1999-05
71 Culpepper, Ed, DT, Alabama	1961
89 Cunningham, Doug, WR, Rice	1979
7 Cunningham, Randall, QB, UNLV	1997-99
67 Cunningham, Rick, T, Texas A&M	1995
15 Cuzzo, Gary, QB, Virginia	1968-71
49 Curtis, Travis, S, West Virginia	1989

DDD

71/75 Dafney, Bernard, G, Tennessee	1992-94
84 Dale, Carroll, WR, Virginia Tech	1973
50 Dalton, Antico, LB, Hampton	1999
63 Daniels, Brian, G, Colorado	2003
69 Daniels, LeShun, G, Ohio State	1997
7 Danmeier, Rick, K, Sioux Falls	1977-83
32/25 Darden, Tony, CB, Texas Tech	1998
82 Daugherty, Ron, WR, Northeastern	1998
34 Davis, Brian, CB, Nebraska	1994
71 Davis, Doug, T, Kentucky	1966-72
5 Davis, Greg, K, The Citadel	1997
63 Davis, Isaac, G, Arkansas	1998
86 Davis, John, TE, Emporia St.	2000
17/86 Davis, Nick, WR, Wisconsin	2002-03
58/50 Davis, Rod, LB, Southern Miss.	2004-06
4 Dawson, Dale, K, E. Kentucky	1987
86 Dawson, Rhett, WR, Florida St.	2013
51 Dean, Larry, LB, Valdosta St.	1973
24 Dean, Ted, S, Wichita	1964
72 Deegan, Chris, G, Wake Forest	2010
55 Del Rio, Jack, LB, USC	1982-85
89 Delaney, Jarod, WR, TCU	1999-99
85 DeLong, Greg, TE, North Carolina	1995-98
27 Demery, Calvin, WR, Arizona St.	1972
28 Dennis, Earl, RB, Missouri	1967-68
62 Denney, Al, WR, Florida A&M	1971
62 Denton, Bob, DE, Pacific	1961-64
25 Derbig, Dean, DB, Washington	1961-62
27 Devine, Kevin, CB, California	1999
52 Dick, Jim, LB, North Dakota St.	1987
76 Dickson, Paul, DT, Baylor	1961-70
76 Hill, Scott, T, Memphis	1996-97
25 Dillon, Terry, CB, Montana	1963
12 Dils, Steve, QB, Stanford	1979-84
44 D'Imperio, Ryan, FB, Rutgers	2011
25 Dishman, Chris, CB, Purdue	2000
71 Dixon, David, G, Arizona St.	1994-04
56 Doleman, Chris, DE/LB, Pittsburgh	1985-93; 99
84 Donahue, Oscar, WR, San Jose	1962
65 Dorsey, Nat, T, Georgia Tech	2004
21 Doss, Mike, S, Ohio State	2007
42 Dozier, D.J., RB, Penn State	1987-91
48 Dozier, Ulke, CB, Minnesota	2004
55 Dugan, B.J., G, Penn State	1985
83 Dugan, Jeff, TE, Maryland	2004/04-10
57 Dumas, Doug, C, Nebraska	1976-77
59 Dusbabek, Mark, LB, Minnesota	1989-92

EEE

64 Early, Michael, G, Norfolk State	2002
39 Echemund, Adimchinobe, RB, California	2005

KICKOFF
EXECUTIVES
STAFF
COACHES
PLAYERS
ROOKIES
2013 SEASON
RECORDS
PLAYOFF RECORDS
HISTORY
EXTRA POINTS

1	Edinger, Paul, K, Michigan St.	2005
2	Edwards, Brad, S, South Carolina	1988-89
59	Edwards, Dixon, LB, Michigan St.	1996-98
36	Edwards, Dovonte, CB, N.C. State	2005-06
32	Edwards, Jimmy, RB, NE Louisiana	1979
91	Edwards, Ray, DE, Purdue	2006-10
24	Eilers, Pat, S, Notre Dame	1990-91
11	Eischied, Mike, P, Upper Iowa	1972-74
86	Eley, Clifton, TE, Mississippi St.	1987
81	Eller, Carl, DE, Minnesota	1964-78
8	Elling, Aaron, K, Wyoming	2003-04
40	Ellison, Rhett, FB, USC	2012-13
65/73	Elshire, Neil, DE, Oregon	1981-86
47	Emmanuel, Charles, S, W. Virginia	1997
6	Epstein, Hayden, K, Michigan	2002
29	Evans, Charles, RB, Clark	1993-98
26	Evans, David, CB, Cent. Arkansas	1986-87
90	Evans, Fred, DT, Texas St., San Marcos	2007-13
31	Everett, Eric, CB Texas Tech	1992

FFF

51	Farber, Hap, LB, Mississippi	1970
59	Farwell, Heath, LB, San Diego St.	2005-10
35	Fason, Giatrich, RB, Florida	2005-06
54	Faust, Paul, LB, Minnesota	1967
4	Favre, Brett, QB, Southern Mississippi	2009-10
91	Fears, Willie, DT, Northwestern St.	1990
64	Feasel, Grant T., Ablene Christian	1984-86
42	Felton, Jerome, FB, Furman	2012-13
31	Felton, Rick, RB, Washington	1987-91
35	Ferguson, Bob, RB, Ohio State	1963
84	Ferguson, Charley, WR, Tennessee St.	1962
89	Ferguson, Robert, WR, Texas A&M	2007-08
11	Fiedler, Jay, QB, Dartmouth	1998
85	Finch, Steve, WR, Elmhurst	1987
72	Fisk, Jason, DT, Stanford	1995-98
29	Fitzgerald, Jamie, CB, Iowa St.	1987
29	Fitzgerald, Mike, CB, Idaho St.	1966-67
85	Flatley, Paul, WR, Northwestern	1963-67
95	Floyd, Shariff, DT, Florida	2013
79	Fonoti, Chris, G, Nebraska	2005
62	Foote, C., USC	1987-91
86	Ford, Chase, TE, Miami (Fla.)	2013
44	Foreman, Chuck, RB, Miami (Fla.)	1973-79
67	Fowler, Melvin, C, Maryland	2005
50	Fowlkes, Dennis, LB, West Virginia	1983-85
37	Frampton, Eric, S, Washington State	2007-11
40	Frankhauser, Tom, S, Purdue	1962-63
37	Frank, Donald, CB, Winston-Salem	1993
12	Freeman, Josh, QB, Kansas State	2012
22	Freeman, Steve, S, Mississippi	1987
12	Ferrette, Gus, QB, Tulsa	2003-04, '08
83	Frisch, David, TE, Colorado State	1996
37	Frye, Phil, RB, California Lutheran	1987
27	Fuller, Corey, CB, Florida State	1995-98
29	Fullington, Darell, S, Miami (Fla.)	1988-90
63	Fusco, Brandon, C/G, Slippery Rock	2011-13


GGG

32	Galbreath, Tony, RB, Missouri	1981-83
66	Gallagher, Frank, G, North Carolina	1973
6	Gallery, Jim, K, Minnesota	1990
28	Gallishaw, Laroni, CB, Murray St.	2005
90	Galvin, John, LB, Boston College	1989
16	Gannon, Rich, QB, Delaware	1987-92
2	Garcia, Teddy, K, NE Louisiana	1989
54	Garnett, Winfield, DT, Ohio State	2001
44	Gault, Billy, CB, Texas Christian	1961
78	Gay, William, DE, USC	1988
3	George, Jeff, QB, Illinois	1999
55	George, Ron, LB, Stanford	1997
46/66	Gerard, Leroy, TE/G, Penn St.	1993-96
32	Gerhart, Toby, RB, Stanford	2010-13
65	Gersbach, Carl, LB, West Chester	1971-72
86	Gillespie, Willie, WR, Tenn.-Chattanooga	1987
42	Gilliam, John, WR, South Carolina St.	1972-75
55	Glenn, Jason, LB, Texas A&M	2006
25	Glenn, Vencie, S, Indiana St.	1992-94
82	Glover, Andrew, TE, Grambling	1999-99
94	Goff, Robert, DT, Auburn	1996
73	Goldberg, Adam, G, Wyoming	2004-05
82	Goodridge, Bob, WR, Vanderbilt	1968
86	Goodrum, Charles, G, Florida A&M	1972-78
87/83	Goodwin, Hunter, TE, Texas A&M	1996-98, '02-'03
41	Gordon, Charles, CB, Kansas	2006-08
31	Graham, Scottie, RB, Ohio St.	1993-96
73	Graves, Roy, T, Ohio State	1993
23	Gray, Torrian, S, Virginia Tech	1997-98
90	Grecci, Dick, LB, Ohio	1961
32	Green, Robert, RB, William & Mary	1997
25	Greene, Marcellus, CB, Arizona	1984
25	Greenway, Chad, LB, Iowa	2006-13
97	Griffin, Everson, DE, USC	2010-13
23	Griffin, Cedric, CB, Texas	2006-11

24	Griffith, Robert, S, San Diego St.	1994-01
73	Grisby, Otis, DE, Kentucky	2007-08
27/26	Grim, Bob, WR, Oregon St.	1967-71; 76-77
47	Groce, Ron, RB, Macalester	1976
41	Guggemos, Neal, DB, St. Thomas	1986-87
98	Guion, Letroy, DT, Florida State	2008-13
84	Guliford, Eric, WR, Arizona State	1993-94
80	Gustafson, Jim, WR, St. Thomas	1985-90

H H H

72	Haayer, Adam, T, Minnesota	2002, '04
91/74	Habib, Brian, G, Washington	1988-92
49	Hackbart, Dale, S, Wisconsin	1966-70
90	Haines, John, DT, Texas	1984
28	Haley, Dick, WR, Pittsburgh	1961
55	Hall, Lemanski, LB, Alabama	2000-02
23	Hall, Steven, S, Kentucky	1986
86/28	Hall, Tom, WR, Minnesota	1964-66; 68-69
47	Hall, Windlan, S, Arizona St.	1976-77
61	Hamilton, Wes, G, Tulsa	1976-85
23	Hammonds, Shelly, CB, Penn St.	1995
25	Hampton, Alonzo, CB, Pittsburgh	1990
51	Hanks, Ben, LB, Florida	1996
45	Hannon, Tom, S, Michigan St.	1977-84
55	Hansen, Don, LB, Illinois	1966-67
63	Hanson, Mark, G, Mankato St.	1987
50	Hargrove, Jim, LB, Howard Payne	1967-70
36	Harrell, Sam, RB, E. Carolina	1980-82; 87
35	Harris, Bill, RB, Colorado	1969-70
32	Harris, Darryl, RB, Arizona St.	1988
99	Harris, James, DE, Temple	1993-95
52	Harris, Joe, LB, Georgia Tech	1979-79
44	Harris, John, S, Arizona St.	1985-86
58/59/98	Harris, Napoleon, LB, Northwestern	2005-06, '08
57	Harris, Paul, LB, USC	1978
90	Harris, Robert, DE, Southern	1992-94
32	Harris, Steve, RB, Northern Iowa	1987
95/91	Harrison, Martin, DE, Washington	1994-96, 99
48	Harrison, Todd, TE, North Carolina St.	1993
78	Hartenstein, Mike, DT, Penn State	1987
86	Hartwig, Keith, WR, Arizona	1977
12	Harvin, Percy, WR, Florida	2009-12
87	Haslerig, Clint, WR, Michigan	1975
88	Hasselbeck, Don, TE, Colorado	1984
89/19	Hatchette, Matthew, WR, Langston	1997-00
37	Hawkins, Mike, CB, Oklahoma	2006
58	Hawkins, Rip, LB, North Carolina	1961-65
44	Hayden, Leo, RB, Ohio State	1971
30	Hazes, Ray, RB, Cent. Oklahoma	2001
92	Hayza, Jeff, DE, Wisconsin-Stout	2006
56	Henderson, E.J., LB, Maryland	2003-11
50	Henderson, Erin, LB, Maryland	2008-13
80	Henderson, John, WR, Michigan	1968-72
30	Henderson, Keith, RB, Georgia	1982-85
24	Henderson, Wymon, CB, UNLV	1987-88
60	Hernandez, Matt, T, Purdue	1984
67/64	Herrera, Anthony, G, Tennessee	2004-11
58	Herron, David, LB, Michigan State	2007-08
79	Hicks, Artis, G, Memphis	2006-09
43	Hicks, Maurice, RB, North Carolina A&T	2008
58	Hilgenberg, Wally, LB, Iowa	1968-73
43	Hill, Gary, S, USC	1965
10	Hill, King, P-QB, Rice	1968
12/13	Hill, Shaun, QB, Maryland	2002-05
89	Hillary, Ari, WR, South Carolina	1990
82	Hilton, Carl, TE, Houston	1986-89
85	Hilton, John, TE, Richmond	1970
98	Hinkle, George, DT, Arizona	1992
75/78	Hinton, Chris, T, Northwestern	1994-95
37	Hitchcock, Jimmy, CB, North Carolina	1998-99
14	Hoag, Ryan, WR, Gustavus Adolphus	2004
44	Hoard, Leroy, RB, Michigan	1996-99
54	Hodges, Gerald, LB, Penn State	2013
13	Holcomb, Kelly, QB, Middle Tenn. St.	2007
93	Holland, Darius, DT, Colorado	2003
85	Holland, John, WR, Tennessee St.	1972
75	Holloway, Randy, DE, Pittsburgh	1978-84
51	Holmberg, Rob, LB, Penn State	1999
54	Holmes, Bruce, LB, Minnesota	1993
30	Holt, Issiac, CB, Alcorn State	1985-89
2	Horan, Mike, P, Long Beach St.	1986
51	Hough, Jim, G, Utah State	1978-86
55	Houston, Bobby, LB, North Carolina St.	1998
99	Hovan, Chris, DT, Boston College	2000-04
24	Howard, Bryan, S, Tennessee St.	1982
51/99	Howard, David, LB, Long Beach St.	1985-89
91	Howard, Willie, DL, Stanford	2001-02
82	Howell, Leroy, DT, Appalachian St.	1986
82	Howry, Keenan, WR, Oregon	2003-05
56/72	Huffman, David, G/T, Notre Dame	1973-83; 85-90
83	Hultz, Don, DE, Southern Miss.	1963
25/31	Hunter, Will, S, Syracuse	2005-06
67	Humphrey, Jay, T, Texas	1999
76	Hutchinson, Steve, G, Michigan	2006-11



David Huffman

65	Huth, Gary, G, Wake Forest	1961-63
84	Iglesias, Jaquim, WR, Oklahoma	2010
4	Igbueke, Donald, K, Clemson	1990
86	Ingram, Darryl, TE, California	1989
22	Irvin, Ken, CB/S, Memphis	2003-05
76	Irwin, Tim, T, Tennessee	1983-93
82	Ismail, Qadry, WR, Syracuse	1991-96
37	Israel, Ron, DB, Notre Dame	2003
25	Jackson, Alfred, CB, San Diego St.	1995-96
89	Jackson, Harold, WR, Colorado	1982
76	Jackson, Joe, DT, New Mexico St.	1977
7	Jackson, Taravis, QB, Alabama St.	2006-10
83	Jaquet, Nate, WR, San Diego St.	2000-01
89/13	James, Cedric, WR, TCU	2002
47	James, Dick, RB, Oregon	1965
99	James, Erasmus, DE, Wisconsin	2005-07
24	Jenkins, A.J., CB, Fresno State	2012-13
52	Jefferson, Noel, LB, Minnesota	1971
51	Jenkins, Carlos, LB, Michigan St.	1991-94
28	Jenkins, Izel, CB, North Carolina St.	1993
84	Jenkins, Michael, WR, Ohio State	2011-12
15	Jennings, Greg, WR, Western Michigan	2013
57	Jobko, Bill, LB, Ohio State	1963-65
14	Johnson, Bethel, WR, Texas A&M	2006
14	Johnson, Brad, QB, Florida St. 1992-98	2005-06
15	Johnson, Charlie, NT, Colorado	1982-84
74	Johnson, Charlie, G/T, Oklahoma St.	2011-13
27	Johnson, Chase, T, Wyoming	2007
35	Johnson, Chris, S, San Diego St.	1996
52	Johnson, Dennis, LB, USC	1980-85
4	Johnson, Eddie, P, Idaho State	2003
41	Johnson, Gene, S, Cincinnati	1951
92	Johnson, George, DE, Rutgers	2012-13
53	Johnson, Henry, LB, Oklahoma Tech	1980-83
11	Johnson, Jaymar, WR, Jackson St.	2009-10
89	Johnson, Joe, WR, Notre Dame	1992
22	Johnson, Ken, S, Florida A&M	1989-90
12	Johnson, Lee, P, BYU	2001
72	Johnson, Marcus, T, Mississippi	2005-08
55	Johnson, Olrick, LB, Florida A&M	1999
48	Johnson, Sammy, RB, North Carolina	1976-78
97	Johnson, Spencer, DT, Auburn	2004-07
25	Johnson, Tyrell, S, Arkansas State	2008-11
51	Johnstone, Lance, DE, Temple	2001-05
15	Jones, Chris, WR, Jackson St.	2005
26	Jones, Clinton, RB, Michigan St.	1967
82	Jones, Hassan, WR, Florida St.	1986-92
21	Jones, Henry, S, Illinois	2001
82	Jones, Mike A., WR, Tennessee St.	1983-85
89	Jones, Mike L., TE, Texas A&M	1990-91
31	Jones, Rushen, CB, Vanderbilt	2003-04
32	Jones, Shawn, S, Georgia Tech	1993
69	Jones, Wayne, T, Utah	1987
85/43/83/89	Jordan, Andrew, TE, Western Carolina	1994-97; '99-01
22	Jordan, Jeff, S, Tulsa	1965-67
83	Jordan, Steve, TE, Brown	1982-94
83	Joyce, Don, DE, Tulane	1961

K K K

75	Kail, Matt, T, USC	2012-13
16	Kalis, Todd, G, Arizona State	1988-93
11	Kapp, Joe, QB, California	1967-69
3	Karlis, Rich, K, Cincinnati	1983
29	Kassulke, Karl, DB, Drake	1969-79
48	Katula, Matt, L, Wisconsin	2011
39	Kellar, Mark, RB, No. Illinois	1976-78

25 Kelly, Eric, CB, Kentucky 2001-03
 61 Kelly, Lewis, T/G, South Carolina St. 2001-03
 73 Kennedy, Jimmy, DT, Penn State 2008-10
 83 Kent, Joey, WR, Tennessee 2000
 43 Keys, Brady, CB, Colorado St. 1967
 80 Kidd, Keith, WR, Arkansas 1987
 95 Killings, Cedric, DT, Carson-Newman 2002-03
 38 King, Caleb, RB, Georgia 2011
 24 King, Phil, RB, Vanderbilt 1965-66
 89 Kingsriter, Doug, TE, Minnesota 1973-75
 36 Kirby, John, LB, Nebraska 1964-68
 52 Kirksey, William, LB, Southern Miss. 1990
 40/85 Kleinsasser, Jim, TE/FB, N. Dakota 1999-11
 45 Klueke, Chris, P, UCLA 2005-12
 28 Knoff, Kurt, S, Kansas 1979-82
 68 Koch, Greg, G, Arkansas 1987
 96 Koldziej, Ross, Wisconsin 2006
 26 Kosens, Terry, S, Hofstra 1963
 8 Kramer, Kent, TE, Minnesota 1969-70
 9 Kramer, Tommy, QB, Rice 1977-89
 22 Krause, Paul, S, Iowa 1968-79
 78 Kroppog, Troy, G, Tulane 2012
 5 Krueger, Todd, QB, Northern Michigan 1987

L L L
 59 Lacey, Bob, C, North Carolina 1964
 26 Lacey, Jacob, CB, Oklahoma State 2013
 63 Lacina, Corbin, G, Augustana 1999-02
 21 Lamson, Chuck, S, Wyoming 1962-63
 58 Langer, Jim, C, South Dakota St. 1980-81
 52 Lapham, Bill, C, Iowa 1961
 77 Larsen, Gary, DT, Concordia 1965-74
 82 Lash, Jim, WR, Northwestern 1973-76
 65 Lawson, Steve, G, Kansas 1973-75
 51 Leber, Ben, LB, Kansas State 2006-10
 8 LeCount, Terry, RB, Florida 1979-83; '87
 32 Lee, Amp, RB, Florida State 1994-96
 19 Lee, Bob, QB/P, Pacific 1969-72; 75-78
 39 Lee, Carl, CB, Marshall 1983-93
 57 Leman, J., LB, Illinois 2009
 59 Leo, Jim, DE, Cincinnati 1961-62
 31 Lester, Darrell, RB, McNeese St. 1964
 49 Lewis, Dave, RB, Northern Iowa 1987
 17 Lewis, Greg, WR, Illinois 2009-10
 87 Lewis, Leo, WR, Missouri 1981-91
 43 Liddiard, Brody, TE/L.S., Colorado 2001-03
 73 Linden, Errol, T, Houston 1962-65
 61/62 Lindsay, Everett, LT, Mississippi 1993-98; 2001-03
 21 Lindsey, Jim, RB, Arkansas 1966-72
 48 Line, Zach, FB, SMU 2013
 76 Lingenfelter, Bob, T, Nebraska 1978
 55 Livingston, Cliff, LB, UCLA 1962
 13 Livingston, Mike, QB, SMU 1980
 76 Liwienski, Chris, T/G, Indiana 1998-05
 71 Loadholt, Phil, T, Oklahoma 2009-13
 12/18 Locke, Jeff, P, UCLA 2013
 46 Loeffler, Cullen, L.S., Texas 2004-13
 38 Louallen, Fletcher, S, Livingston 1987
 8 Longwell, Ryan, K, California 2006-11
 75/73/Loe,DeMarcus, OT, Arkansas 2011-12
 23 Love, Terry, S, Murray State 1987
 70 Lowdermilk, Kirk, C, Ohio State 1985-92
 25 Lowe, O'mare, S, Washington 2004
 57 Luce, Derrel, LB, Baylor 1979-80
 75 Lurtsema, Bob, DE, West. Michigan 1971-76
 27 Lush, Mike, S, East Stroudsburg 1986
 35 Lynch, James, FB, Maryland 2003
 96 Lyon, Billy, DL, Marshall 2003

M M M
 71 MacDonald, Mark, G, Boston Coll. 1985-88
 46 Mackbee, Earsell, CB, Utah St. 1965-69
 69 Malano, Mike, G, San Diego St. 2002
 75 Manley, James, DT, Vanderbilt 1996-97
 71 Mann, Maurice, WR, Washington 2006
 4 Manning, Archie, QB, Mississippi 1983-84
 31 Manuskay, Greg, LB, Colgate 1991-93
 49 Marinoar, Ed, RB, Cornell 1972-75
 74 Marshall, Jim, DE, Ohio State 1972-75
 48 Marshall, Larry, S, Maryland 1974
 55 Martin, Amos, LB, Louisville 1972-76
 89 Martin, Billy, TE, Georgia Tech 1968
 56/94/98/57 Martin, Chris, LB, Auburn 1984-88
 79 Martin, Doug, DE, Washington 1980-89
 90 Martin, Steve, DT, Missouri 2004
 20 Mason, Tommy, RB, Tulane 1961-66
 66 Maurer, Andy, G, Oregon 1974-75
 56 Mauti, Michael, LB, Penn State 2013
 5 May, Chad, QB, Kansas State 1995
 88 May, Marc, TE, Purdue 1987
 35 Mayberry, Doug, RB, Utah St. 1961-62
 23 Mayes, Mike, CB, LSU 1991
 75 Mayes, Kivusama, LB, North Carolina 1998-99
 73 Mays, Stafford, DT, Washington 1987-88
 31/21 McCauley, Marcus, CB, Fresno St. 2007-08

33 McClanahan, Brent, RB, Arizona St. 1973-80
 96 McClendon, Skip, DE, Arizona St. 1992
 15 McCormick, John, QB/P, Massachusetts 1962
 84/80 McCullum, Sam, WR, Montana St. 1974-75; 82-83
 74 McCurry, Mike, G, Indiana 1987
 58 McDaniel, Ed, LB, Clemson 1992-01
 64 McDaniel, Randall, G, Arizona St. 1988-99
 88 McDole, Mardy, WR, Mississippi St. 1981-83
 34 McDonald, Ramos, CB, New Mexico 1998-99
 39 McElhenry, Hugh, RB, Washington 1961-62
 60 McElroy, Reggie, T, West Texas St. 1994
 55 McGiff, Mike, LB, Notre Dame 1968-70
 37 McGriggs, Lamar, S, West. Illinois 1993-94
 86 McKeever, Marlin, TE, USC 1967
 58 McKenzie, Tyrone, LB, South Florida 2012
 74 McKinnie, Bryant, T, Miami (Fla.) 2002-10
 9 McMahon, Jim, QB, BYU 1993
 12 McMillian, Audray, CB, Houston 1989-93
 26 McMullen, Billy, WR, Virginia 2006
 5 Mc Nab, Donovan, QB, Syracuse 2010
 12 McNeil, Tom, P, Stephen F. Austin 1971
 54 McNeill, Fred, LB, UCLA 1974-85
 60 McQuaid, Dan, T, UNLV 1988
 32 McWatters, Bill, RB, North Texas 1964
 87 McWilliams, Johnny, TE, USC 2000
 53 Meambar, Tim, LB, Washington 1985
 18 Mercer, Mike, K, Arizona St. 1961-62
 57 Merriweather, Mike, LB, Pacific 1989-92
 56 Meylan, Wayne, LB, Nebraska 1989-90
 98 Micech, Phil, DE, Wis.-Platteville 1987
 21 Michel, Tom, RB, East Carolina 1964
 44 Middleton, Dave, WR, Auburn 1961
 75 Millard, Keith, DT, Washington St. 1985-91
 55/59 Miller, Corey, LB, South Carolina 1999
 87 Miller, Kevin, WR, Louisville 1978-80
 5 Miller, Larry, QB, Northern Iowa 1987
 35 Miller, Robert, RB, Kansas 1975-80
 14 Miller, Romano, QB, Mississippi 2001
 64 Millett, Ted, G, Duke 1987
 45 Mills, Garrett, TE, Tulsa 2007-09
 45 Mills, John Henry, FB, Wake Forest 1999
 21 Mincy, Charles, S, Washington 1995
 92 Mitchell, Jayme, DE, Mississippi 2006-10
 55 Mitchell, Marvin, LB, Tennessee 2012-13
 68 Mitchell, Brody, G, Tennessee St. 2010
 71 Mitrone, Matt, DT, Purdue 2005
 79 Mixon, Kenny, DE, LSU 2002-04
 90 Molden, Fred, DT, Jackson State 1987
 94 Monty, Pete, LB, Wisconsin 2001
 1 Moon, Warren, QB, Washington 1994-96
 45 Moore, Leonard, RB, UCLA St. 1987
 76 Moore, Manfred, RB, USC 1977
 30 Moore, Mewelde, RB, Tulane 2004-07
 31 Morgan, Don, S, Nevada-Reno 1999-01
 35 Morrell, Kyle, S, BYU 1985-86
 40 Morris, Jack, CB, Oregon 1961
 68 Morris, Mike, C, NE Missouri St. 1991-99
 33 Morrow, Harold, RB, Auburn 1996-02
 66 Mosley, C.J., -Missouri 2005
 79 Moss, Eric, OL, Ohio State 1997
 84 Moss, Randy, WR, Marshall 1998-04; '10
 24 Mostardi, Rich, S, Kent State 1961
 66 Mularke, Mike, TE, Florida 1983-88
 77 Mullaney, Mark, DE, Colorado St. 1975-87
 31 Munsey, Nelson, CB, Wyoming 1978
 68 Murphy, Fred, TE, Georgia Tech 1963
 68 Murphy, Kevin, T, Harvard 2013
 19 Murphy, Yo, WR, Idaho 1999
 3 Murray, Eddie, K, Tulane 1997
 74 Myers, Frank, T, Texas A&M 1978-80

N N N
 51/59 Najarian, Pete, LB, Minnesota 1987
 15 Nance, Martin, WR, Miami (OH) 2006
 95 Nattiel, Mike, LB, Florida 2003-04
 28 Ned, Larry, RB, San Diego St. 2003-04
 17 Nelson, Ben, WR, Saint Cloud St. 2004
 1 Nelson, Chuck, K, Washington 1986-88
 2 Nelson, Darrin, RB, Stanford 1982-89; 91-92
 32 Nelson, David, RB, Heidelberg 1984
 56 Nelson, Jim, LB, Penn St. 2000-02
 38 Nelson, Rhett, CB, Colorado St. 2003-04
 53 Newbill, Richard, LB, Miami (Fla.) 1990
 2 Newman, Keith, LB, North Carolina 2004-05
 86 Newman, Pat, WR, Utah State 1990
 18 Newsome, Harry, P, Wake Forest 1990-93
 96 Newton, Tim, DT, Florida 1985-89
 71 Niehaus, Steve, DT, Notre Dame 1979
 79 Nix, Roosevelt, DT, Central St. 1994
 9 Noga, Al, DE, Hawaii 1988-92
 49 Nord, Keith, S, St. Cloud St. 1979-85
 97 Norman, Tony, DE, Iowa State 1987
 90 Northern, Gabe, DE/LB, LSU 2000
 85 Novoselsky, Brent, TE, Pennsylvania 1989-94

O O O
 89 Obee, Terry, WR, Oregon 1991
 74 O'Brien, Dave, G, Boston Coll. 1963-64
 96 O'Neal, Andre, LB, Marshall 2001
 7 O'Sullivan, J. T., QB, Cal-Davis 2005
 24 Offord, Willie, S, South Carolina 2002-05
 55 Onatolu, Kenny, LB, Nebraska-Omaha 2009-11
 69 Ori, Frank, G, Northern Iowa 1987
 31 Osborne, Clancy, LB, Arizona St. 1961-62
 41 Osborn, Dave, RB, North Dakota 1965-75
 89/49/45 Owens, Richard, TE, Louisville 2004-06

P P P
 88 Page, Alan, DT, Notre Dame 1967-78
 24 Page, Jarrod, S, UCLA 2011
 22 Palmer, David, WR/RB, Alabama 1994-00
 5 Palmer, Mitch, LS, Colorado St. 2000
 27 Parker, Anthony, CB, Arizona St. 1992-94
 81 Parks, Rickey, WR, Ark.-Pine Bluff 1987
 40 Paschal, Doug, RB, North Carolina 1980-81
 84 Patterson, Cordarrelle, WR, Tennessee 2013
 79 Patton, Jerry, DT, Nebraska 1971
 95 Paup, Bryce, DE, Northern Iowa 2000
 41 Paymah, Karl, CB, Washington St. 2009
 31 Payton, Eddie, RB, Jackson St. 1980-82
 24 Pearson, Jayce, S, Washington 1993
 66 Pentecost, John, G, UCLA 1967
 66 Perreault, Pete, G, Long Beach St. 1971
 31 Perry, Jason, S, North Carolina St. 2002
 22 Pesonen, Dick, CB, Minn.-Duluth 1966
 28 Peterson, Adrian, RB, Oklahoma 2007-13
 66 Peterson, Ken, C, Utah 1961
 28 Phillips, Anthony, CB, Texas A&M-Kingsville 1998
 30 Phillips, Bobby, RB, Virginia Union 1995
 82 Phillips, Jim, WR, Auburn 1965-67
 75/79/91 Phillips, Joe, DT, SMU 1986; 99
 22 Pinner, Artose, RB, Kentucky 2006
 63 Ploeger, Kurt, DT, Gustavus Adolphus 1987
 86 Poage, Ray, TE, Texas 1963
 29 Pohl, Randy, S, Stanford 1974
 7 Ponder, Christian, QB, Florida St. 2011-13
 52 Porter, Ron, LB, Idaho 1990
 24 Powell, Art, WR, San Jose St. 1968
 83 Powers, John, TE, Notre Dame 1966
 27 Prater, Shaun, CB, Iowa 2013
 30 Prentice, Travis, RB, Miami (Ohio) 2001
 79 Prestel, Jim, DT, Idaho 1961-65
 40 Prior, Anthony, CB, Washington St. 1996-97
 28 Provest, Ted, CB, Ohio State 1964
 66 Pyle, Palmer, G, Michigan St. 1970

Q Q Q
 92 Quinn, Kelly, LB, Michigan St. 1987

R R R
 64 Rabold, Mike, G, Indiana 1961-62
 60 Radovich, Drew, T, USC 2008
 9 Ramsey, Patrick, QB, Tulane 2010
 93 Randle, John, DT, Texas A&I 1990-00
 9 Randle, Al, CB, Iowa 1973
 28 Rashad, Ahmad, WR, Oregon 1976-82
 52 Rasmussen, Randy, G, Minnesota 1987-89
 30/41Raymond, Mistral, S, South Florida 2011-13
 11 Reaves, John, QB, Florida 1979
 22 Redwine, Jarvis, RB, Nebraska 1981-83
 27 Reed, Bob, RB, Pacific 1962-63
 91 Reed, D'Aundre, DE, Arizona 1991-92
 86 Reed, Jake, WR, Grambling 1991-99; '01
 32 Reed, Oscar, RB, Colorado St. 1968-74
 73 Rehder, Tom, G, Notre Dame 1992
 89 Reichow, Jerry, WR, Iowa 1961-64
 83/89 Reiser, Allen, TE, Iowa 2011-12
 56 Reilly, Mike, LB, Iowa 1963
 67 Remmers, Mike, T, Oregon State 2010
 14 Renfroe, Gilbert, QB, Tennessee St. 1990
 19 Rentzel, Lance, WR, Oklahoma 1965-66
 7 Revez, Foad, K, Tennessee 1990-95
 8 Reynaud, Darius, WR, West Virginia 2008-09
 28 Rhodes, Xavier, CB, Florida State 2013
 29 Rhymes, Buster, WR, Oklahoma 1985-87
 1 Ricardo, Benny, K, San Diego St. 1983
 36 Rice, Allen, RB, Baylor 1984-90
 18 Rice, Sidney, WR, South Carolina 2007-10
 89 Richardson, Greg, WR, Alabama 1987-88
 5 Richardson, Kyle, P, Arkansas St. 2002
 49 Richardson, Tony, FB, Auburn 2006-07
 78 Riley, Steve, T, USC 1974-84
 98 Robbins, Fred, DT, Wake Forest 2000-03
 95 Robinson, Gerald, DE, Auburn 1986-87
 21 Robinson, Josh, CB, Central Florida 2012-13
 18 Robinson, Koren, WR, N.C. State 2005
 87 Robinson, Marcus, WR, So. Carolina 2004-06
 96 Robinson, Brian, DE, Texas 2007-13
 6 Rodenhauer, Mark, C, Illinois St. 1989
 2 Rogers, Chris, CB, Howard 1999
 58 Rogers, Nick, LB, Georgia Tech 2002-03

76	Roller, Dave, DT, Kentucky	1979-80
47	Rose, George, CB, Auburn	1964-66
2/18	Rosenfelds, Sage, QB, Iowa St.	2009, '11
75	Rosenthal, Mike, T, Notre Dame	2003-06
28	Rosnagle, Ted, S, Portland St.	1985, 87
37	Ross, Derek, CB, Ohio St.	2004
68	Rouse, Curtis, G, Tenn.-Chattanooga	1982-86
89	Rowe, Ray, TE, San Diego State	1994
47	Rowland, Justin, CB, Tex. Christian	1961
54	Rubke, Karl, LB, USC	1961
57	Rudd, Dwayne, LB, Alabama	1997-00
82	Rudolph, Kyle, TE, Notre Dame	2011-13
65	Ruether, Mike, C, Texas	1994
75	Russ, Pat, DT, Purdue	1963
27	Russell, Brian, S, San Diego St.	2002-04
48	Rutland, Reggie, CB, Georgia Tech	1987-92

S S S

12	Salisbury, Sean, QB, USC	1990-94
7	Sams, Ron, C, Pittsburgh	1984
89	Sanders, Ken, DE, Howard Payne	1980-81
33	Sanford, Jamarca, S, Mississippi	2009-13
22	Sapp, Benny, CB, Northern Iowa	2008-09, '11
78	Sapp, Bob, G, Washington	1997-98
59	Sauer, Craig, LB, Minnesota	2000
97	Sawyer, Talance, DE, UNLV	1999-03
4	Saxon, Mike, P, San Diego St.	1994-95
78	Scardina, John, T, Lincoln	1987
89	Schenk, Ed, TE, Central Florida	1987
68	Schmidt, Roy, G, Long Beach St.	1971
56	Schmelz, Bob, LB, Montana	1966
85	Schnelker, Bob, TE, Bowling Green	1961
60	Schreiber, Adam, C, Texas	1990-93
53	Schuh, Jeff, LB, Minnesota	1986
76	Schwartz, Geoff, G, Oregon	2012
41	Scott, Carey, CB, Kentucky St.	2002
98	Scott, Darrion, DE, Ohio St.	2004-07
50	Scott, Randy, LB, Alabama	1987
38	Scott, Todd, S, SW Louisiana	1991-94
13	Scribner, Bucky, P, Kansas	1987-89
60	Seelsky, Ron, C, North Central	1987
34	Sendejo, Andrew, S, Rice	2011-13
57	Sendlein, Robin, LB, Texas	1981-84
81	Senser, Joe, TE, West Chester St.	1979-84
29	Seungwa, Wasswa, CB, UCLA	2000-01
45	Shrockman, Ed, CB, Pittsburgh	1962-72
42	Sharper, Darren, S, William & Mary	2005-08
14	Shaw, George, QB, Oregon	1961
25	Shaw, Terrance, CB, S.F. Austin	2004
73	Shay, Jerry, DT, Purdue	1966-67
59	Sheppard, Ashley, LB, Clemson	1993-95
29	Sheppard, Lito, CB, Florida	2010
35	Sherels, Marcus, CB, Minnesota	2010-13
43	Sherman, Will, WR, St. Mary's	1961
81	Shiancoe, Visanthe, TE, Morgan St.	2007-11
77	Shields, Lebron, DE, Tennessee	1961
82/86	Shuler, Mickey, TE, Penn State	2010-11
50	Siemon, Jeff, LB, Stanford	1972-82
69	Simkus, Arnold, DT, Michigan	1967
75	Simpson, Howard, T, Auburn	1964
81	Simpson, Jerome, WR, Coastal Carolina	2012-13
57	Sims, William, LB, SW Louisiana	1994
9	Sisson, Scott, K, Georgia Tech	1996
35	Slaton, Mark, S, South Dakota	1987
74	Smiley, Larry, DE, Texas So.	1973
30	Smith, Cedric, RB, Florida	1990
25	Smith, Daryl, CB, North Alabama	1989
24	Smith, Dwight, S, Akron	2006-07
95/92	Smith, Fernando, DE, Jackson St.	1994-97, 00
87	Smith, Gordon, TE, Missouri	1961-65
91	Smith, Greg, DT, Kansas	1984
22	Smith, Harrison, S, Notre Dame	2012-13
43	Smith, Jim, RB, Elon	1987
90	Smith, Khreem, DE, Oklahoma St.	2006
79	Smith, Lyman, DT, Duke	1978
32	Smith, Onterio, RB, Oregon	2003-04
57	Smith, Raonall, LB, Washington St.	2002-05
26/20	Smith, Robert, RB, Ohio St.	1993-00
74	Smith, Robert, DE, Grambling	1985
47	Smith, Rod, CB, Notre Dame	1996
83	Smith, Rodney, WR, Florida State	2013
74	Smith, Steve, DE, Michigan	1968-70
40	Smith, Wayne, CB, Purdue	1987
27/21	Smoot, Fred, CB, Mississippi St.	2005-06
16	Snead, Norm, QB, Wake Forest	1971
44	Snider, Matt, FB, Richmond	2001
69	Solomon, Ariel, G, Colorado	1996
54	Solomon, Jesse, LB, Florida St.	1986-89
31	Spencer, Willie, RB, no college	1976
44/45	Stackhouse, Charles, FB, Mississippi	2003
34	Starks, Tim, CB, Kent State	1987
82	Steele, Robert, WR, No. Alabama	1979
26	Steeple, Robert, CB, Memphis	2013
52	Stein, Bob, LB, Minnesota	1975



Neill Armstrong and Charlie West

3	Stenersud, Jan, K, Montana St.	1984-85
74	Stenersud, Mike, DT, Iowa State	1986
73	Stepanek, Joe, DT, Minnesota	1987
95	Stephens, Mac, LB, Minnesota	1991
73	Steussie, Todd, T, California	1994-00
28	Stewart, James, RB, Miami (Fla.)	1995
95	Stewart, Mark, LB, Washington	1983-84
27	Stills, Ken, S, Wisconsin	1990
82	Stonebraker, Steve, LB/TE, Detroit	1962-63
94	Strauthers, Thomas, DE, Jackson St.	1989-91
53	Strickland, Fred, LB, Purdue	1993
77	Stringer, Corey, T, Ohio State	1995-00
55	Stuwell, Scott, LB, Illinois	1977-90
65	Sullivan, John, C, Notre Dame	2008-13
64	Sumner, Charlie, CB, Wm. & Mary	1961-62
64	Sunde, Milt, G, Minnesota	1964-74
69	Sutherland, Doug, DT, Superior St.	1971-81
72	Sutton, Archie, T, Illinois	1965-67
94	Sverchek, Paul, DT, Cal-Poly SLO	1964
52	Swain, Bill, LB, Oregon	1984
29	Swain, John, CB, Miami	1981-84
67	Swilly, Dennis, C, Texas A&M	1977-83, 85-87

T T T

38	Tahi, Nauafahu, FB, BYU	2006-10
55	Talch, Darryl, LB, West Virginia	1996
45	Tapeh, Thomas, FB, Minnesota	2006
10	Tarkenton, Fran, QB, Georgia	1961-66; 72-78
28/83	Tate, Robert, CB/WR, Cincinnati	1997-01
33	Tatman, Pete, RB, Nebraska	1967
66	Tausch, Terry, G, Texas	1982-88
29	Taylor, Chester, RB, Toledo	2006-09
90	Taylor, Eric, DE, Memphis	2005
89	Taylor, Travis, WR, Florida	2005-06
37	Teal, Willie, CB, LSU	1980-86
76	Teeter, Mike, DT, Michigan	1991
46	Tennell, Derek, TE, UCLA	1992-93
27	Thibodeaux, Keith, CB, Northwestern St.	1999-01
35	Thomas, Andre, RB, Mississippi St.	1987
51	Thomas, Broderick, LB, Nebraska	1995
54	Thomas, Dontarrious, LB, Auburn	2004-08
97	Thomas, Henry, DT, LSU	1987-94
42/43	Thomas, Orlando, S, SW Louisiana	1995-01
94	Thornton, John, DT, Cincinnati	1993
87/83	Tice, Mike, TE, Maryland	1992-93; 95
74	Tilleman, Mike, DT, Montana	1966
53	Tingelhoff, Mick, C, Nebraska	1962-78
51	Tobey, Dave, LB, Oregon	1966-67
20	Todman, Jordan, RB, Connecticut	2011
13	Toretta, Gino, QB, Miami	1993
94	Trattuto, Justin, DE, Florida	2010
33	Triplett, Mel, RB, Toledo	1961-62
32	Truelove, Tony, RB, Livingston	1987
89	Truitt, Olanda, WR, Mississippi St.	1993
98/95	Tualo, Esera, DT, Oregon St.	1992-96
38	Turner, Bob, TE, Bloomsburg St.	1977-80
23	Turner, John, S, Miami	1978-83; 85; 87
20	Turner, Maurice, RB, Utah St.	1984-85
61	Turner, Mike, T, Louisiana St.	1987

U U U

95	Udeze, Kenechi, DE, USC	2004-08
53	Ulmer, Artie, LB, Valdosta St.	1997

V V V

15	VanderKelen, Ron, QB, Wisconsin	1963-67
33	Vandhoe, Sean, CB, Howard	1996
25	Vargo, Larry, S, Detroit	1964-65
69	Vaughan, Ruben, DT, Colorado	1984
71	Vella, John, T, USC	1980
63	Vellone, Jim, G, USC	1966-70
83	Voigt, Stu, TE, Wisconsin	1970-80

W W W

88	Waddy, Bill, WR, Colorado	1984
19	Wade, Bobby, WR, Arizona	2007-08
31	Wagoner, Dan, S, Kansas	1984
54	Walters, Van, LB, Indiana	1992
39	Walden, Bobby, P, Georgia	1964-67

49	Walker, Adam, RB, Carthage	1987
26	Walker, Denard, CB, LSU	2003
41	Walker, Frank, CB, Tuskegee	2010
64	Walker, Herschel, RB, Georgia	1989-91
3	Walker, Jay, QB, Howard	1996-97
93	Walker, Jimmy, DT, Arkansas	1987
93	Wallace, Jackie, CB, Arizona	1973-74
3	Walsh, Blair, K, Georgia	2012-13
81	Walsh, Chris, WR, Stanford	1994-02
82	Walters, Troy, WR, Stanford	2000-01
72	Ward, John, G/DT, Oklahoma St.	1970-75
59	Warwick, Lonnie, LB, Tenn. Tech	1965-72
20	Washington, Dewayne, CB, N.C. State	1994-97
84	Washington, Gene, WR, Michigan St.	1967-72
80	Washington, Harry, WR, Colorado St.	1978
96	Washington, Keith, DE, UNLV	1995
73	Webb, J/Marcus, T, West Texas A&M	2013
14	Webb, Joe, QB/WR, UAB	2010-13
68	Webster, Kevin, C, Northern Iowa	1987
62	Welborne, Tripp, S, Michigan	1992
66	Welch, Thomas, T, Vanderbilt	2010
15	Wells, Mike, QB, Illinois	1973-74
40	West, Charlie, S, Texas-El Paso	1968-73
35	West, Ronnie, WR, Pittsburgh St.	1992
92	Westbrooks, David, DE, Howard	1990
7	Wheeler, Leonard, CB, Troy St.	1997
82	Whitaker, Danta, TE, Miss. Valley St.	1992
27	Whitaker, Ronnell, CB, Virginia Tech	2006-07
62	White, Brad, DT, Tennessee	1987
62	White, Ed, G, California	1969-77
72	White, James, DT, Oklahoma St.	1976-83
97	White, Jose, DT, Howard	1995
85	White, Sammy, WR, Grambling	1976-86
65	Whittle, Jason, C, SW Missouri St.	2006
85	Wiggins, Jermaine, TE, Georgia	2004-06
41	Wilcoits, Solomon, S, Colorado	1991
44	Wiley, Chuck, DE, LSU	2002-04
82	Williams, A.D., WR, Pacific	1961
78	Williams, Ben, DE, Minnesota	1998
29	Williams, Brian, CB, North Carolina St.	2006
23	Williams, Jeff, RB, Oklahoma St.	1992-95
58	Williams, Jimmy, LB, Nebraska	1990-91
73	Williams, Kevin, DT, Oklahoma St.	2003-13
20	Williams, Madieu, S, Maryland	2008-10
21/20	Williams, Moe, RB, Kentucky	1996-00; 02, 05
94	Williams, Pat, DT, Texas A&M	2005-10
25	Williams, Tank, S, Stanford	2006-07
44	Williams, Tony, DT, Memphis	1997-00
44	Williams, Walt, CB, New Mexico St.	1981-82
19/82	Williamson, Troy, WR, So. Carolina	2005-07
80	Willis, Leonard, WR, Ohio State	1976
59/54	Wilson, Antonio, LB, TX A&M-Comm.	2000-02
27	Wilson, Brett, RB, Illinois	1988
24	Wilson, David, S, California	1992
14	Wilson, Tom, RB, no college	1963
11	Wilson, Wade, QB, East Texas St.	1981-91
16	Wilson, Wayne, RB, Shepherd	1986
26	Winfield, Antoine, CB, Ohio St.	2004-12
62	Wingfield, Carl, LB, Wisconsin	1971
60	Winston, Roy, LB, LSU	1962-76
29	Wise, Phil, S, Nebraska-Omaha	1977-79
79	Wise, Jerry, T, Notre Dame	2001
60	Withrow, Cory, C, Washington St.	1999-05
44	Wofford, James, RB, UNLV	2002
73	Woffley, Craig, G, Syracuse	1990-91
33	Womack, Jeff, RB, Memphis St.	1998
52	Wong, Kallele, LB, Stanford	1987-01
3	Wood, Mike, P, Missouri State	1978
22	Wood, Barry, RB, Virginia	1993
95	Worthen, Shawn, DT, TCU	2001
93	Wright, Fearon, LB, Rhode Island	2001
22	Wright, Felix, S, Drake	1991-92
17	Wright, Jarvis, WR, Arkansas	2012-13
27	Wright, Jeff, S, Minnesota	1971-78
20	Wright, Kenny, CB, Northwestern St.	1999-01
43	Wright, Nate, CB, San Diego St.	1971-80
47	Wynns, Ellis, DT, Mississippi St.	2008
3	Wynn, Spurgeon, QB, SW Texas St.	2001

Y Y Y

91	Yakovonis, Ray, DT, E. Stroudsburg	1980-83
73	Yar, Ron, T, USC	1968-89
50	Yates, Max, LB, Marshall	2003-04
34	Young, Albert, RB, Iowa	2009-10
34	Young, Jim, RB, Queens Ontario	1965-66
40	Young, Rickey, RB, Jackson St.	1978-83
72	Youso, Frank, T, Minnesota	1961-62

Z Z Z

51	Zaunbrecher, Godfrey, C, LSU	1971-73
65	Zimmerman, Gary, T, Oregon	1986-92

VIKINGS ALL-TIME GAMES PLAYED/STARTED

Player	Pos.	Years	Regular Season Games	
			Played/Started	Played/Started
Jim Marshall	DE	1961-79	270/270	
Mick Tingelhoff	C	1962-78	240/240	
Fred Cox	K	1963-77	210/0	
Carl Eller	DE	1964-78	209/201	
Scott Studwell	LB	1977-90	202/160	
Ron Yary	T	1968-81	199/180	
Grady Alderman	T	1961-74	194/178	
Randall McDaniel	G	1988-99	190/188	
Roy Winston	LB	1962-76	190/160	
Tim Twiss	T	1981-93	188/181	
Cris Carter	WR	1990-01	188/177	
Jim Kleinsasser	TE	1999-11	181/130	
Bill Brown	RB	1962-74	180/111	
Steve Jordan	TE	1982-94	178/149	
Fran Tarkenton	QB	1961-66, '72-'78	177/171	
John Randle	DT	1990-00	176/150	
Kevin Williams	DT	2003-13	171/171	
Paul Krause	S	1968-79	171/150	
Carl Lee	CB	1983-93	169/144	
Alan Page	DT	1967-78	160/157	
Matt Blair	LB	1974-85	160/130	
Bobby Bryant	CB	1968-80	160/128	
Chuck McNeill	LB	1974-85	157/121	
Wally Hilgenberg	LB	1968-79	157/116	
Jeff Siemon	LB	1972-82	156/149	
Cullen Loeffler	LS	2004-13	155/0	
Chris Doleman	DE	1985-93, '99	154/142	
David Dixon	G	1994-04	152/134	
Mark Mullaney	DE	1975-87	151/97	
Matt Birk	C	1998-08	146/123	
Milt Sunde	G	1964-74	146/113	
Mike Morris	LS	1991-99	144/0	
Ed Sharockman	CB	1991-72	141/126	
Leo Lewis	WR	1981-91	140/50	
Dennis Swilley	C	1977-83, '85-'87	139/101	
Steve Riley	T	1974-84	138/128	
Joey Browner	S	1983-91	138/115	
Gary Larsen	DT	1965-74	136/115	
Doug Sutherland	DT	1971-80	136/90	
Dave Osborn	RB	1965-75	135/69	
Jake Reed	WR	1991-99, '01	134/83	
Chris Walsh	WR	1994-02	134/4	
Anthony Carter	WR	1985-93	133/126	
Bryant McKinnie	T	2002-10	132/131	
Karl Kassulke	S	1963-72	131/117	
Stu Voigt	TE	1970-80	131/80	
Greg Coleman	P	1878-87	130/0	

Darrin Nelson	RB	1982-89, '91-92	129/67	
Paul Dickson	DT	1961-70	128/83	
Sammy White	WR	1976-86	127/117	
Tommy Kramer	QB	1977-89	127/110	
David Huffman	OL	1979-83, '85-'90	127/22	
Chris Kluge	P	2005-12	127/0	
Doug Martin	DE	1980-89	126/94	
Nate Wright	CB	1971-80	126/89	
Ed McDaniel	LB	1992-01	125/110	
E.J. Henderson	LB	2003-11	125/105	
Ed White	G	1969-77	122/95	
Antoine Winfield	CB	2004-12	119/115	
Wes Hamilton	G	1976-85	119/93	
Robert Griffith	S	1994-01	119/88	
Henry Thomas	S	1987-94	118/117	
Tommy Hannon	S	1977-84	117/103	
Mo Williams	RB	1996-00, '02-'05	117/10	
James White	DT	1976-83	116/77	
Kirk Lowdermilk	C	1985-92	114/86	
Randy Moss	WR	1998-04, '10	113/108	
Chad Greenway	LB	2006-13	112/111	
Todd Steussie	T	1994-00	111/111	
Jim Hough	G	1978-86	111/78	
Brian Robison	DE	2007-13	110/54	
Gary Zimmerman	T	1986-92	108/108	
Alfred Anderson	RB	1984-91	108/71	
Everett Lindsay	OL	1993-98, '01-'03	104/31	
Adrian Peterson	RB	2007-13	103/96	
Ted Brown	RB	1979-86	103/73	
John Turner	DB	1978-83, '85, '87	103/70	
Randy Holloway	DE	1978-84	103/31	
Jeff Christy	C	1993-99	101/92	
Hassan Jones	WR	1988-92	100/55	
Harold Morrow	RB	1996-02	99/2	
Ahmad Rashad	WR	1976-82	98/95	
Orlando Thomas	S	1995-01	98/87	
Robert Smith	RB	1993-00	98/72	
Charles Goodrum	G	1973-79	97/74	
Jared Allen	DE	2008-13	96/96	
Ryan Longwell	K	2006-11	96/0	
Brent McClanahan	RB	1973-80	95/20	
Chuck Foreman	RB	1973-79	94/84	
Fred Evans	DT	2007-13	94/6	
Korey Stringer	T	1995-00	93/91	
John Sullivan	C	2008-13	93/77	
Chris Liwinski	G	1998-05	93/74	
Pat Williams	DT	2005-10	93/93	
Larry Bowie	G	1962-68	92/81	
Lonnie Warwick	LB	1965-72	91/84	

VIKINGS ALL-TIME GAMES STARTED BY ROOKIES

Player	Pos.	Year	Acquired	Starts
Gary Zimmerman	T	1986	FA (USFL)	16
Todd Steussie	T	1994	D1a (19)	16
Dewayne Washington	CB	1994	D1a (18)	16
Kevin Williams	DT	2003	D1 (9)	16
Matt Kalil	T	2012	D1a (4)	16
Harrison Smith	S	2012	FA (29)	16
Anthony Carter	WR	1985	FA (USFL)	15
Randall McDaniel	G	1988	D1 (19)	15
Korey Stringer	T	1995	D1b (24)	15
Kenechi Udezue	DE	2004	D1 (20)	15
Phil Loadholt	T	2009	D2 (54)	15
Rip Hawkins	LB	1961	D2 (15)	14
Chuck Lamson	S	1962	D4 (43)	14
Mick Tingelhoff	C	1962	FA	14
Lee Calland	CB	1963	FA	14
Paul Flatley	WR	1963	D4 (44)	14
Carl Eller	DE	1964	D1 (6)	14
Sammy White	WR	1976	D2 (54)	14
Alfred Anderson	RB	1984	D3 (67)	14
Tim Newton	DT	1985	D6 (164)	14
George Rose	CB	1964	D3 (34)	13
Jackie Wallace	CB	1973	D2 (34)	13
Chris Doleman	LB	1985	D1b (4)	13
Chris Hovan	DT	2000	D1 (26)	13
Michael Bennett	RB	2001	D1 (27)	13
Karl Kassulke	S	1963	W (Det)	12
Hal Bedsole	TE	1964	D2 (19)	12
Doug Davis	T	1966	D5a (72)	12
Henry Thomas	DT	1987	D3 (72)	12
Everett Lindsay	OL	1993	D5 (133)	12
Andrew Jordan	TE	1994	D6 (179)	12
Derrick Alexander	DE	1995	D1a (11)	12
Brad Edwards	CB	1999	D4a (120)	12
Joe Kapp	QB	1967	FA (CFL)	11
Chuck Foreman	RB	1973	D1 (12)	11
Alan Page	DT	1967	D1c (15)	11
Frank Myers	T	1978	FA	11
Orlando Thomas	S	1995	D2a (42)	11
Randy Moss	WR	1998	D1 (21)	11
Eric Kelly	CB	2001	D3 (69)	11

Nick Rogers	LB	2002	D6 (177)	11
Fran Tarkenton	QB	1961	D3 (29)	10
Corey Fuller	CB	1995	D2b (55)	10
Christian Ponder	QB	2011	D1 (12)	10
Steve Stonebreaker	TE	1961	D12 (155)	9
Jim Vellone	G	1966	FA (9)	9
Ted Brown	RB	1979	D1 (16)	9
Brent Boyd	G	1980	D3 (68)	9
Nate Burleson	WR	2003	D3 (71)	9
Erasmus James	DE	2005	D1 (18)	9
Adrian Peterson	RB	2007	D1 (7)	9
Marcus McCauley	CB	2007	D3 (72)	9
Gordon Smith	TE	1961	FA	8
Don Hansen	LB	1966	D3 (42)	8
Jeff Siemon	LB	1972	D1 (10)	8
Wymon Henderson	CB	1987	FA	8
Marcus Johnson	T	2005	D2 (49)	8
Percy Harvin	WR	2009	D1 (22)	8
Kyle Rudolph	TE	2011	D2 (43)	8
Ray Poage	WR	1963	D3 (31)	7
Lonnie Warwick	LB	1965	FA	7
Jim Kleinsasser	FB	1999	D2 (44)	7
Tyrene Carter	S	2000	D4b (118)	7
Bryant McKinnie	T	2002	D1 (7)	7
Brian Williams	CB	2002	D4a (105)	7
Nat Dorsey	T	2004	D4a (115)	7
Spencer Johnson	DT	2004	FA	7
Cedric Griffin	CB	2006	D2a (48)	7
Tyrell Johnson	S	2008	D2b (12)	7
Rhett Ellison	FB/TE	2012	D4b (128)	7
Ed Marinaro	RB	1972	D2 (50)	6
Matt Blair	LB	1974	D2b (51)	6
Hassan Jones	WR	1986	D5 (120)	6
Brad Edwards	S	1988	D2 (54)	6
Hunter Goodwin	TE	1996	D4 (97)	6
Willie Offord	S	2002	D3 (70)	6
Josh Robinson	CB	2012	D3 (66)	6
Cardarrelle Patterson	WR	2013	D1 (29)	6
Xavier Rhodes	CB	2013	D1 (25)	6

BOLD denotes players currently on the roster

KICKOFF EXECUTIVES STAFF COACHES PLAYERS ROOKIES RECORDS 2013 SEASON PLAYOFF RECORDS HISTORY EXTRA POINTS

VIKINGS ALL-TIME DRAFTS

1961 (Drafted 1st)

- 1. TOMMY MASON** (1st overall), RB, Tulane
- 2. RIP HAWKINS** (15), LB, North Carolina
- 3. FRANK TARKENTON** (29), QB, Georgia
- 4. CHUCK LAMSON** (43), DB, Wyoming
- 5. ED SHAROKKAMP** (57), DB, Pittsburgh
- GERALD BURCH (71), WR, Georgia
- ALLEN FERRIE (85), WR, Wagner
- ALLEN LINQUIST (91), T, New Hampshire
- DAN SHEEHAN (113), T, Tenn.-Chattanooga
- 10. DAUG MAYBERRY** (127), RB, Utah
- JERRY MAVS (141), T, SMU
- 12. STEVE STONERBREKER** (155), LB, Detroit
- 13. RAYMOND HAYES** (169), RB, Cent. Oklahoma
- 14. KEN PETERSON** (183), T, Utah
- 15. MIKE MERCER** (197), K, Arizona State
- 16. TED KARPOWICZ** (211), RB, Detroit
- WILLIE JONES (225), RB, Purdue
- BOB VOIGHT (239), T, Los Angeles State
- BILL HILL (253), RB, Presbyterian
- MIKE McFARLAND (267), QB, Western Illinois

1962 (Drafted 2nd)

- NO CHOICE, traded to New York for George Shaw.
- NO CHOICE, traded, along with 11th rounder, to Cleveland for Jim Preston, Jim Marshall, Dick Green, Jamie Caley, Billy Gault and Paul Dickson.
- BILL MILLER (30), WR, Miami
- 4. ROY WINSTON** (45), LB, LSU
- NO CHOICE, traded to New York for Mel Triplett, Bob Schnelker, and B. Schmidt.
- LARRY BOWIE** (73), G, Purdue
- NO CHOICE, traded to Philadelphia in Jerry Reichow trade.
- PAUL WHITE (101), RB, Buffalo
- MARSHALL SHIRK (114), T, UCLA
- NO CHOICE, traded to Cleveland for Bob Denton.
- NO CHOICE, traded to Cleveland along with 2nd rounder in 1962.
- GARY FALLON (157), RB, Syracuse
- ROGER VAN CLEEF (170), T, SW Oklahoma
- 14. RAY RUSS** (185), T, Purdue
- LARRY GULFORD** (198), RB, Pacific
- JOHN CONTOLUIS (213), T, Connecticut
- RON STALEY (226), WR, Wisconsin
- JUNIOR HAWTHORNE (241), T, Kentucky
- TOMMY MINTER (254), RB, Baylor
- RATY RAGAANEN (269), RB, Utah State

1963 (Drafted 3rd)

- JIM DUNAWAY (8), DT, Mississippi State
- BOBBY BELL (16), LB, Minnesota
- 3. RAY POAGE** (31), WR, Texas
- 4. PAUL FLATLEY** (44), WR, Northwestern
- GARY KALTBENACH (59), G, Pittsburgh
- NO CHOICE, traded to Cleveland for T. Frankhauser, F. Cox, C. Ferguson and E. Linden.
- NO CHOICE, traded to New York for Jim Leo.
- JIM O'MAHONEY (100), LB, Miami
- BOB HOOVER (115), RB, Florida
- JERRY KOSENS** (128), RB, Hofstra
- 11. JOHN CAMPBELL** (143), LB, Minnesota
- JOHN SKLOPAN (156), RB, Southern Miss.
- 13. DAVE O'BRIEN** (171), G, Boston College
- RALPH FERRISI (184), RB, So. Conn. St.
- JOHN MURIO (193), WR, Whitworth
- REX MIRICH (212), T, Arizona. St.-Flagstaff
- TOM MUNSEY (227), RB, Concordia
- TOM McINTYRE (240), T, St. John's
- FRANK HORVATH (255), RB, Youngstown
- MAILON KENT (268), QB, Auburn

1964 (Drafted 6th)

- CARL ELLER** (6), DE, Minnesota
- 2. HAL BEDSOLE** (19), TE, USC
- 3. GEORGE ROSE** (34), DB, Auburn
- (A) NO CHOICE, traded to Chicago for Bill Brown.
- (B) TOM KEATING (63), T, Michigan, from N.Y. Giants as part of Hugh McElhenry trade.
- JOHN KIRBY** (62), LB, Nebraska
- 8. BOB LACEY** (75), WR, North Carolina
- WES BRYANT (90), T, Arkansas
- 10. BILL McWATTERS** (103), RB, North Texas St.
- 11. DARRELL LESTER** (118), RB, McNeese
- NO CHOICE, traded to L.A. Rams for Tom Wilson.
- H.O. ESTES (146), G, East Central Okla.
- WALTER SANDS (159), WR, Texas
- RUSS VOLLMER (174), DB, Memphis St.
- 14. TOM MICHEL** (187), RB, East Carolina
- MONTE KIFFIN (202), T, Nebraska
- CARLTON QATES (215), DE, Florida A&M
- JERRY McCLURG (230), DE, Colorado
- CARL ROBINSON (243), DT, Prairie View
- DICK SCHOTT (258), DE, Louisville
- 20. MILT SUNDE** (271), G, Minnesota

1965 (Drafted 8th)

- JACK SNOW (8), WR, Notre Dame
- (A) ARCHIE SUTTON** (15), T, Illinois, from N.Y. Giants as part of the Hugh McElhenry trade.
- (B) LANCE RENTZEL** (23), RB, Oklahoma
- NO CHOICE, traded to Pittsburgh for Bob Ferguson.
- (A) JIM WHALEN (51), WR, Boston Coll.
- (B) JIM HARRIS (55), DT, Utah State, from Cleveland for Mike Bundra.
- NO CHOICE, traded to Detroit for Tom Hall and Bruce Zellmer.
- JIM GRISHAM (79), RB, Oklahoma
- NO CHOICE, traded to Detroit for Mike Bundra and Larry Vargo.
- (A) JOHN HANKINSON (100), QB, Minnesota, from San Francisco for Roy Williams.
- (B) JEFF JORDAN** (107), DB, Tulsa
- FRANK McLENDON (120), DT, Alabama
- JERRY SCHWEIGER (135), T, Superior St.
- JOHN THOMAS (148), WR, USC
- 12. MIKE TOLMAN** (163), DT, Montana
- 13. DAVE OSBORN** (176), RB, North Dakota
- MAX LETZOW (191), DE, Idaho
- PHIL MORGAN (204), RB, East Tenn.
- PAUL LABINSKI (219), DT, St. John's
- VERAN SMITH (232), LB, Utah State
18. RICHARD KOTTE (247), WR, Wagner
- ELLIS JOHNSON (260), RB, SE Louisiana
- COSMO IACAVAZZI (275), RB, Princeton

1966 (Drafted 7th)

- JERRY SHAY** (7), DT, Purdue
- JIM LINDSEY** (27), RB, Arkansas
- DON HANSEN** (42), LB, Illinois
- RON ACKS (57), DB, Illinois
- (A) DOUG DAVIS** (72), T, Kentucky
- (B) BOB HALL (76), DB, Brown, from Chicago for Palmer Pyle.
- (A) WIBER AYLOR (83), T, S.W. Texas St., from N.Y. Giants for Bill Swain.
- (B) NO CHOICE, traded to Detroit for Mike Bundra and Larry Vargo.
- BOB MEERS (106), WR, Massachusetts
- NO CHOICE, traded to Baltimore for the rights to Larry Kramer.
- RON GREEN (134), WR, North Dakota
- NO CHOICE, traded to Detroit for Gary Lowe.
- STAN QUINTANA (162), DB, New Mexico
- BOB PETRELLA (181), DB, Tennessee
- LARRY MARTIN (195), T, San Diego St.
- HOWARD TWILLEY (209), WR, Tulsa
- HUGH WRIGHT (223), RB, Adams State
- JIM WILLIAMS (237), DB, Arkansas
- MONROE BEARD (256), WR, Virginia Union
- NO CHOICE, traded to Pittsburgh for Illinois
- JESSE STOKES (284), DB, Corpus Christi
- NO CHOICE, traded to Philadelphia for Billy Ray Barnes.

1967 (Drafted Alternately 8th and 7th)

- (A) **CLINTON JONES** (2), RB, Michigan State, from NY Giants as part of the Tarkenton trade.
- (B) **GENE WASHINGTON** (8), WR, Michigan State
- (C) **ALAN PAGE** (15), DT, Notre Dame. Choice from L.A. Rams for Hal Bedsole, Tommy Mason and 2nd round draft choice in 1967.
- BOB GRIM** (28), WR, Oregon State. Choice from N.Y. Giants.
- NO CHOICE, traded to LA Rams.
- EARL DENNY** (61), RB, Missouri
- ALVIN COLEMAN** (87), DB, Tenn. Agri
- KEN LAST (115), WR, Minnesota
- NO CHOICE, traded to Pittsburgh for Phil King.
- BOBBY BRYANT** (167), DB, South Carolina
- NO CHOICE, traded to Pittsburgh for Dave Tobe.
- JOHN BEASLEY** (197), TE, California, Choice from Washington.
- BILL MORRIS (219), G, Holy Cross
- PETE TATMAN** (244), RB, Nebraska
- BOB TRYSGADT (271), DT, Washington St.
- FRED CREMER (296), DT, St. John's
- CHARLES HARDT (323), DB, Tulsa
- JIM HARGROVE** (348), LB, Howard Payne
- JAMES SHEA (375), DB, E. New Mexico
- GENE BEARD (400), DB, Virginia Union
- DICK WAGONER (427), DB, Bowling Green

1968 (Drafted 6th)

- (A) **RON RARY** (1), T, USC, Choice from N.Y. Giants as part of Tarkenton trade.
- (B) NO CHOICE, traded to New Orleans for Gary Cuozzo.
- CHARLIE WEST** (33), DB, Texas-El Paso
- (A) NO CHOICE, traded to Pittsburgh for Brady Keys.
- (B) **MIKE McGILL** (76), LB, Notre Dame. Choice from Dallas for Lance Rentzel.

- MIKE FREEMAN (89), DB, Fresno State
- NO CHOICE, traded to Washington for Bob Breitstrein.
- BOB GOODRIDGE** (144), WR, Vanderbilt
- (A) **OSCAR REED** (167), RB, Colorado State. Choice from Atlanta for Ron VanderKelen.
- (B) LENNY SNOW (171), RB, Georgia Tech
- HANK URBANOWICZ (198), DT, Miami
- MIKE DONOHUE (225), TE, San Francisco
- TOM SAKAL (250), DB, Minnesota
- BILL HAAS (279), WR, Omaha
- HOWIE SMALL (308), G, Rhode Island
- DICK WHERRY (333), WR, Northern St.
- DON EVANS (360), T, Arkansas AMGN
- JIM HAYNIE (387), QB, West Chester St.
- LARRY KUCHARICH (414), DB, Boston Coll.
- (A) BOB LEE (441), QB, Pacific
- (B) BILL HULL (445), G, Tennessee Tech, Choice from Detroit.

1969 (Drafted 17th)

- NO CHOICE, traded to New Orleans for Gary Cuozzo.
- (A) **ED WHITE** (39), G, California. Choice from N.Y. Giants as a part of Tarkenton trade.
- (B) VOLLY MURPHY (43), WR, UTEP
- NO CHOICE, traded to Philadelphia for Phil King.
- MIKE McCAFFREY (95), LB, California
- (A) JIM BARNES (106), G, Arkansas. Choice from Atlanta for Ron VanderKelen.
- (B) MIKE O'SHEA (112), WR, Utah State. Choice from Pittsburgh for Bobby Walden.
- (C) CORRY DAVIS (121), RB, Kansas St.
- MARION BATES (148), DB, Tex. Southern
- NO CHOICE, traded to Washington along with Marlin McKeever for Paul Krause.
- HARRISON WOOD (159), WR, Washington
- TOM FINK (223), G, Minnesota
- TOM McCAULLEY (253), WR, Wisconsin
- BRIAN DOWLING (277), QB, Yale
- NOEL JENKE** (303), LB, Minnesota
- JIM MOYLAN (329), DT, Texas Tech
- TOMMY HEAD (355), G, S.W. Texas St.
- EUGENE MOSLEY (381), TE, Jackson St.
- NO CHOICE, traded to Detroit for 17th choice in 1968.
- WENDELL HOUSLEY (433), DB, Texas A&M

1970 (Drafted 25th)

- JOHN WARD** (25), T, Oklahoma State
- BILL CAPPLEMAN** (51), QB, Florida St.
- CHUCK BURGOON (77), LB, North Park
- NO CHOICE, traded to New Orleans for Kent Kramer.
- GREG JONES (129), RB, UCLA
- NO CHOICE, traded to Pittsburgh for Tony Jeter.
- HAP FARBER** (181), LB, Mississippi
- MIKE CARROLL** (205), G, Missouri
- GEORGE MORROW (233), DE, Mississippi
- TOU VOIGT** (260), TE, Wisconsin
- GODFREY ZAUNBRECHER** (286), C, LSU
- JAMES HOLLAND (311), DB, Jackson St.
- ROBERT PEARCE (337), DB, S.F. Austin
- TOM SPINKS (363), WR, Louisiana Tech
15. BENNIE FRANCIS (388), DE, Chadron
- BRUCE CERONE (417), WR, Emporia St.
- BRIAN HEALY (441), DB, Michigan

1971 (Drafted 24th)

- LEO HAYDEN** (24), RB, Ohio State
- NO CHOICE, traded to Philadelphia as part of Norm Sneed trade.
- EDDIE HACKETT (76), WR, Alcorn A&M
- BOB CLEMONS (102), RB, Connecticut
- NO CHOICE, Choice traded to Pittsburgh for Kent Nixon.
- NO CHOICE, traded to Philadelphia for Norm Sneed.
- GENE MACK (180), LB, Texas-El Paso
- JOHN FARLEY (208), DE, J.C. Smith
- TIM SULLIVAN (232), RB, Iowa
- CHRIS MORRIS (258), G, Indiana
- MIKE WALKER (284), LB, Tulane
- REGGIE HOLMES (310), DB, Stout State
- BENNY FRY (336), G, Houston
- JIM GALLAGHER (368), LB, Yale
- JEFF WRIGHT** (382), LB, Minnesota
- DUNC EDMONDS (413), WR, Penn State
- KEW DRINGCAN (439), P, Tulsa

1972 (Drafted 24th)

- (A) **JEFF SIMMON** (10), LB, Stanford. Choice from New England for Joe Kapp.
- (B) NO CHOICE, traded to NY Giants as a part of Tarkenton trade.
- ED MARINARO** (50), RB, Cornell
- (A) **BART BUETOW** (59), T, Minnesota. Choice from Green Bay for the rights to Z. Bratkowski.

- (B) NO CHOICE, traded to Philadelphia as part of the Norm Smead trade.
- NO CHOICE, traded to Denver for Al Denney.
- NO CHOICE, traded to LA Rams for Ted Provost.
- AMOS MARTIN** (154), LB, Louisville
- BILL SLATER** (181), DE, Western Michigan
- CALVIN DEMERY** (206), WR, Arizona St.
- CHARLES GOODRUM** (232), G, Florida A&M
- WILLIE ALDRIDGE (258), RB, South Carolina St.
- WILLIE MCKELTON (284), DB, Southern
- BOB BANAUGH (310), DB, Montana St.
- FRANKLIN ROBERTS (336), RB, Alcorn A&M
- MARV OWENS (361), RB, San Diego St.
- MIKE SIVERT (388), G, East Tennessee St.
- NEIL GRAFF (444), QB, Wisconsin
- DICK SCHMALZ (440), WR, Auburn

1973 (Drafted Alternately 12th, 13th, 14th)

- CHUCK FOREMAN** (12), RB, Miami
- (A) **JACKIE WALLACE** (34), DB, Arizona, Choice from St. Louis in John Gilliam for Gary Cuzzo trade.
- (B) NO CHOICE, Traded to NY Giants as a part of Tankerton trade.
- JIM LASH** (65), WR, Northwestern
- (A) **MIKE WELLS** (80), QB, Illinois, Choice from Philadelphia in Bill Cappelman trade.
- (B) NO CHOICE, traded to Kansas City for Mike Eischeid.
- BRENT KLANINHAH** (118), RB, Arizona St.
- (A) **DOUG CINCASRTER** (139), TE, Minnesota, Choice from New Orleans along with 1974 4th choice for Bob Brown.
- (B) FRED ABBOTT (143), LB, Florida
- JOSH BROWN** (168), RB, S.W. Texas St.
- ERIC DARLING** (195), T, Iowa
- LARRY DIBBLES** (221), DE, New Mexico
- (A) **RANDY LEE** (236), P, Tulane, Choice from Philadelphia for Bill Cody.
- (B) DAVE MASON (246), DB, Nebraska
- GEARY MURDOCK (274), T, Iowa State
- ALAN SPENCER (299), WR, Pittsburg St.
- RON JUST (324), G, Minot State
- EDDIE BISHOP (352), DB, Southern
- TONY CHANDLER (377), RB, Missouri Valley
- LARRY SMILEY (402), DE, Texas Southern
- DAVE WINFIELD (429), TE, Minnesota

1974 (Drafted 25th)

- (A) **FRED McNEILL** (17), LB, UCLA, Choice from Atlanta along with Bob Berry for Bob Lee and Lonnie Warwick.
- (B) **STEVE RILEY** (25), T, USC
- (A) **JOHN HOLLAND** (29), WR, Tennessee State, Choice from San Diego along with 3rd choice for C. Jones and C. Gersbach.
- (B) **MATT BLAIR** (51), LB, Iowa State
- (A) **STEVE CRAIG** (64), TE, Northwestern, Choice from San Diego.
- (B) **SCOTT ANDERSON** (77), C, Missouri
- (A) **MIKE TOWNSEND** (86), DB, Notre Dame, Choice from New Orleans as part of Bob Brown trade.
- (B) NO CHOICE, traded to Cincinnati for Steve Lawson.
- (A) **JAMES FERGUSON** (120), DB, Stanford, Choice from Denver along with Rod Sherman for Gene Washington.
- (B) NO CHOICE, Choice from Los Angeles for Charles Stukes, Choice traded to Philadelphia for Ron Porter.
- (C) Choice traded to Baltimore for Charles Stukes in 1973.
- MARK KELLAR** (155), RB, No. Illinois
- FRED TABRON (181), RB, S.W. Missouri
- BERT SIMMONS (207), K, TCU
- SAM McCULLUM** (259), WR, Montana St.
- BARRY REED (322), RB, Peru State
- DAVID BOONE** (285), DE, E. Michigan
- RANDY POLT** (311), DB, Stanford
- GARY KELLER (337), DT, Utah
- ALAN DIXON (363), RB, Harding
- KURT WACHTLER (389), DT, St. John's
- JOHN COEBEL (415), RB, St. Thomas
- EARL GARRETT (444), DB, Boston State

1975 (Drafted 25th)

- MARK MULLANEY** (25), DE, Colorado St.
- ART RILEY (52), DT, USC
- NO CHOICE, traded to New Orleans for Andy Maurer
- (A) HAROLD HENSON (89), RB, Ohio St. Choice from Detroit for Charlie West.
- (B) BRUCE ADAMS (103), WR, Kansas
- ROBERT MILLER** (129), RB, Kansas
- BUBBA BROSSARD (155), LB, Houston
- HENRY GREENE (181), RB, Southern
- JOE HOLLIMON (207), DB, Arkansas St.
- JOHN PASSANANTI (233), G, W. Illinois

- NEIL CLABO** (258), P, Tennessee
- IKE SPENCER (285), RB, Utah
- AUTRY BEAMAN** (311), DB, East Texas St.
- MIKE HURD (336), WR, Michigan State
- MIKE STRICKLAND (363), RB, E. Michigan
- OLLIE BAKKEN (388), LB, Minnesota
- TOM GOEDJEN (414), K, Iowa State
- ADOLPH BELLIZEARE (441), RB, Penn St.

1976 (Drafted Alternately 25th and 26th)

- JAMES WHITE** (25), DT, Oklahoma State
- SAMMY WHITE** (54), WR, Grambling
- WES HAMILTON** (85), G, Tulsa
- LEONARD WILLIS** (118), WR, Ohio State
- (A) STEVE WAGNER (133), DB, Wisconsin, Choice from Atlanta for Oscar Reed.
- (B) KEITH BARNETTE (150), RB, Boston Coll.
- TERRY EGERDAHL (180), WR/DB, Minnesota-Duluth
- LARRY BRUNE** (206), DB, Rice
- NO CHOICE, traded to New England along with 6th choice in 1977 for Doug Dumler.
- ISAAC HAGINS (262), WR/RS, Southern
- BILL SALMON (289), QB, Northern Iowa
- STEVE KRACHER (318), RB, Montana St.
- ROBERT SPARKS (345), DB, San Francisco St.
- GARY PAULSON (372), DE, Colorado St.
- JEFF STAPLETON (401), T, Purdue
- RON GROCE** (428), RB, Macalester
- RANDY HICKEL (457), DB, Montana St.
- DICK LUKOWSKI (484), DT, West Virginia

1977 (Drafted 27th)

- TOMMY KRAMER** (27), QB, Rice
- DENNIS SWILLEY** (55), G, Texas A&M
- TOM HANNON** (83), S, Michigan State
- NO CHOICE, traded to Seattle along with Bob Lurtsema for Almad Rashad.
- KEN MOORE (136), TE, Northern Illinois
- NO CHOICE, traded to New England for Doug Dumler.
- NO CHOICE, traded to Cincinnati for Orlando Nelson.
- CLINT STROZIER (222), S, USC
- SCOTT STUDDWELL** (250), LB, Illinois
- DAN BEAVER (278), K, Illinois
- KEITH HERTWIG (306), WR, Arizona
- JIM KELLEHER (335), RB, Colorado

1978 (Drafted Alternately 21st, 20th, 24th, 23rd, 22nd)

- RANDY HOLLOWAY** (21), DE, Pittsburgh
- JOHN TURNER** (48), CB, Miami
- WHIP WALTON (75), LB, San Diego St.
- JIM HOUGH** (100), C, Utah State
- NO CHOICE, traded to the NY Giants for Bob Tucker.
- NO CHOICE, traded to San Francisco for Nate Allen.
- NO CHOICE, traded to Philadelphia for Bill Bradley.
- MIKE WOOD** (204), K, S.E. Missouri, Choice from Seattle for Amos Martin and Autry Bearon.
- NO CHOICE, traded to NY jets for Phil Wise in 1977.
- MIKE DEUTSCH (240), P, Colorado St.
- HUGHIE SHAW (272), RB, Texas A&I
- RON HARRIS (295), RB, Colorado St.
- JEFF MORROW (326), T, Minnesota

1979 (Drafted Alternately 16th and 17th)

- TED BROWN** (16), RB, North Carolina St.
- DAVE HUFFMAN** (43), C, Notre Dame
- Forfeited
- STEVE DILS** (97), QB, Stanford
- JERRY METER (129), LB, Michigan
- JOE JENSER** (152), TE, West Chester St.
- BOB WINKEL (181), DT, Kentucky
- NO CHOICE, traded to Baltimore for Frank Myers.
- BILLY DIGGS (236), WR, Winston-Salem
- NO CHOICE, traded to NY jets for Phil Wise.
- BRIAN NELSON (291), WR, Texas Tech
- DAVID STEPHENS (317), LB, Kentucky

1980 (Drafted Alternately 9th, 10th, 11th)

- DOUG MARTIN** (9), DT, Washington
- (A) **WILLIE TEAL** (30), CB, LSU, Choice from San Francisco for 2nd and 3rd choice in 1980.
- (B) NO CHOICE, traded to San Francisco for 2nd rounder in 1980.
- (A) NO CHOICE, traded to San Francisco for 2nd rounder in 1980.
- (B) **BRENT BOYD** (68), G/C, UCLA, Choice from New Orleans in Steve Riley trade.
- DENNIS JOHNSON** (92), LB, USC
- (A) **DOUG PASCAL** (121), RB, North Carolina
- (B) PAUL JONES (128), RB, California, from New Orleans in Steve Riley trade.
- RAY YAKAVONIS** (148), DE, East Stroudsburg St.

- HENRY JOHNSON** (174), LB, Georgia Tech
- NO CHOICE, traded along with Carl Eller to Seattle for Steve Niehaus.
- DENNIS MOLSLEY** (232), RB/JWR, Iowa
- KEN BROWN (258), WR/RS, Nebraska
- SAM HARRELL** (288), RB, East Carolina
- THOMAS LANE (315), S, Florida A&M

1981 (Drafted Alternately 18th, 17th, 16th)

- (A) NO CHOICE, traded to Baltimore for two 2nd and a 5th round choice in 1981.
- (A) **MARDEY McDOLE** (39), WR, Mississippi, Choice from Baltimore for 1st choice in 1981.
- (B) **ROBIN SENDLEIN** (45), LB, Texas
- (C) **JARVIS REDWINE** (52), RB, Nebraska, Choice from Baltimore.
- NO CHOICE, to New Orleans in Steve Riley trade.
- TIM IRWIN** (74), T, Tennessee, Choice from New England for Chuck Foreman.
- JOHN SWAIN** (107), DB, Miami (Fla.)
- WENDELL RAY (123), DE, Missouri, Choice from Baltimore.
- NO CHOICE, traded to New Orleans in Steve Riley trade.
- NO CHOICE, traded to Miami for Jim Langer.
- DON SHAVER (184), RB, Kutztown St.
- WADE SWILSON** (210), QB/P, East Texas St.
- NO CHOICE, traded to Seattle for Nick Bebout.
- JAMES MURPHY (266), WR, Utah State
- WILLIAM STEPHANOS** (293), T, Boston Coll.
- BRIAN WILLIAMS (320), TE, Southern

1982 (Drafted Alternately 7th, 11th, 10th, 9th, 8th, 7th)

- DARRIN NELSON** (7), RB, Stanford
- TERRY TAUSS** (39), T, Texas
- NO CHOICE, traded to New Orleans for Tony Galbreath.
- JIM FAHWHORST (92), LB, Minnesota
- NO CHOICE, traded to Miami for Langer.
- GREG STORR** (147), LB, Boston College
- STEVE JORDAN** (179), TE, Brown
- KIRK HARMON** (206), LB, Pacific
- BRYAN HOWARD** (233), S, Tennessee St.
- GERALD LUCEAR (260), WR, Temple
- HURTS ROUSE** (286), G, Chattanooga
- COBSON MILNER (318), RB, Cincinnati

1983 (Drafted Alternately 19th, 18th, 17th, 16th, 15th)

- JOE BROWNER** (19), DB, USC
- NO CHOICE, traded to Philadelphia for Charlie Johnson.
- WALKER LEE ASHLEY** (73), LB, Penn St.
- MARK RUSH (100), RB, Miami (Fla.)
- MARK STEWART** (127), LB, Washington
- MIKE JONES** (159), WR, Tennessee St.
- CARL LEE** (166), DB, Marshall
- NORRIS BROWN** (213), TE, Georgia
- ROD ACHTER (239), WR, Toledo
- (A) MELVIN BROWN (255), DB, Mississippi, Choice from L.A. Rams for Ron Yary.
- (B) WALTER TATE (266), C, Tennessee St.
- BRIAN BUTCHER (298), G, Clemson
- MAURICE TURNER** (328), RB, Utah St.

1984 (Drafted Alternately 13th, 12th, 11th, 15th, 14th)

- KEITH MILLARD** (13), DE, Washington St.
- NO CHOICE, traded to Houston for Archie Manning.
- ALFRED ANDERSON** (67), RB, Baylor
- NO CHOICE, traded to Houston for Dave Casper.
- ALLEN RICE** (140), RB, Baylor, Choice from L.A. Rams.
- DWIGHT COLLINS** (154), WR, Pittsburgh
- (A) **JOHN HAINES** (160), DT, Texas
- (B) LOYD LEWIS (196), G, Texas A & I, Choice from L.A. Raiders.
- PAUL SVERCHECK (208), DT, Cal Poly-SLO
- KEITH KIDD** (235), WR, Arkansas
- JAMES SPENCER (268), LB, Oklahoma St.
- (A) EDGAR PICKETT (295), LB, Clemson
- (B) LAWRENCE THOMPSON (308), WR, Miami (Fla.), Choice from LA Raiders.
- MIKE A. JONES (321), RB, No. Carolina A&T

1985 (Drafted Alternately 2nd, 3rd)

- (A) NO CHOICE, traded to Atlanta for 1st and 3rd choice in 1985.
- (B) **CHRIS DOLEMAN** (4), LB, Pittsburgh, Choice from Atlanta.
- ISSAC HOLT** (30), CB, Alcorn St.
- (A) **KIRK LOWERMILK** (59), C, Ohio St.
- (B) **TIM MEAMBER** (60), LB, Washington, Choice from Atlanta.
- (C) TIM LONG (66), T, Memphis State, Choice from San Diego for John Turner.
- (A) **GEORGE "Buster" RHYMES** (85), WR,

- Oklahoma
- (B) **KYLE MORRELL** (106), S, BYU, Choice from LA Raiders for Steve Dilts.
 - MARK MacDONALD** (115), G, Boston Coll.
 - (A) **STEVE BONO** (142), QB, UCLA
 - (B) **TIM NEWTON** (164), NT, Florida. Choice from L.A. Raiders for Brad Van Pelt.
 - NO CHOICE, traded to Green Bay for Jan Stenerud.
 - NIKITA BLAIR** (198), LB, Texas El Paso
 - JAIMIE COVINGTON** (227), RB, Syracuse
 - JUAN JOHNSON** (254), WR, Langston
 - TIM WILLIAMS** (283), DB, North Carolina A&T
 - BYRON JONES** (310), DT, Tulsa

1986 (Drafted Alternately 9th, 8th, 7th, 11th, 10th)

- (A) **DERRICK ROBINSON** (14), DE, Auburn. Choice from San Diego.
- (B) NO CHOICE, traded to San Diego for San Diego's 1st and 3rd choice in 1986.
- (A) NO CHOICE, traded to N.Y. Giants for Gary Zimmerman.
- (B) NO CHOICE, traded to Miami for Anthony Carter.
- (C) Choice from L.A. Raiders for Brad Van Pelt traded to NY Giants for Gary Zimmerman.
- NO CHOICE, traded to San Diego.
- JOE PHILLIPS** (93), DT, SMU
- HASSAN JONES** (120), WR, Florida St.
- THOMAS JONES** (147), RB, Illinois
- CARL HILTON** (179), TE, Houston
- GARY SCHIPPANG** (206), T, West Chester St.
- MIKE SLATON** (232), DB, South Dakota
- JOE CORMIER** (259), TE/WR, USC
- JOHN ARMSTRONG** (286), WR, Richmond
- JESSE SOLOMON** (318), LB, Florida St.

1987 (Drafted 16th)

- (A) **D.J. DOZIER** (14), RB, Penn State. Choice from Miami for 1st and 5th choices in 1987.
- (B) NO CHOICE, traded to Miami.
- RAY BERRY** (44), LB, Baylor
- HENRY THOMAS** (72), NT, LSU
- REGGIE RUTLAND** (100), S, Georgia Tech
- NO CHOICE, traded to Miami.
- GREG RICHARDSON** (156), WR/KR, Alabama
- NO CHOICE, traded to Seattle for John Harris.
- RICK FENNEY** (211), RB, Washington
- LEONARD JONES** (239), S, Texas Tech
- ROBERT RILEY** (267), T, Indiana
- BRENT PEASE** (295), QB, Montana
- KEITH WILLIAMS** (323), DT, Florida

1988 (Drafted Alternately 19th, 15th, 16th, 17th, 18th)

- RANDALL McDANIEL** (19), G, Arizona St.
- (A) NO CHOICE, to Denver for Denver's 2nd, 4th, and 6th choices in 1988.
- (B) **BRAD EDWARDS** (54), S, South Carolina. Choice from Denver.
- AL NOGA** (71), DT, Hawaii
- (A) NO CHOICE, to New England along with 11th choice in Rich Gannon trade.
- (B) **TODD KALIS** (108), G, Arizona State. Choice from Denver.
- DARRELL FULLINGTON** (124), S, Miami
- (A) NO CHOICE, traded to Miami for Greg Koch.
- (B) **DERRICK WHITE** (164), CB, Oklahoma. Choice from Denver.
- BRAD BECKMAN** (183), TE, Neb.-Omaha
- JOE CAIN** (120), LB, Oregon Tech
- PAUL McCOWAN** (237), LB, Florida State
- BRIAN HABIB** (264), DT, Washington
- NORMAN FLOYD** (296), S, South Carolina. Choice from New England for 9th rounder in 1989.
- NO CHOICE, traded to New England in Rich Gannon trade.
- NO CHOICE, traded to NY Giants.

1989 (Drafted 24th)

- NO CHOICE, traded to Pittsburgh for Mike Merriweather.
- DAVID BRAXTON** (52), LB, Wake Forest
- JOHN HUNTER** (80), T, BYU
- DARRYL INGRAM** (108), TE, California
- Exercised in 1988 Supplemental Draft for Ryan Bethea, WR, South Carolina.
- JEFF MICKEL** (163), T, E. Washington
- BENJI ROLAND** (191), NT, Auburn
- ALEX STEWART** (219), DE, Cal. State-Fullerton
- NO CHOICE, traded to New England for 11th choice in 1988.
- NO CHOICE, traded to Miami for Greg Koch.
- BRAD BAXTER** (303), RB, Alabama State
- (A) **SHAWN WOODSON** (331), LB, James Madison
- (B) **EVERETT ROSS** (335), WR/KR, Ohio State. Choice from LA Raiders for 11th choice in 1990.

1990 (Drafted Alternately 23rd, 22nd, 21st)

- NO CHOICE, traded to Dallas in Herschel Walker trade.

- NO CHOICE, traded to Dallas in Herschel Walker trade.
- (A) **MIKE JONES** (54), TE, Texas A&M, Choice from Dallas in Herschel Walker trade.
- (B) **MARION HOBBY** (74), DE, Tennessee
- ALONZO HAMPTON** (104), CB, Pittsburgh
- (A) **REGGIE THORNTON** (116), WR, Bowling Green. Choice from San Diego through Dallas in Herschel Walker trade.
- (B) **CEDRIC SMITH** (131), RB Florida
- NO CHOICE, traded to Dallas in Herschel Walker trade.
- JOHN LEVELIS** (188), LB, C.W. Post
- CRAIG SCHLICHTING** (214), DE, Wyoming
- TERRY ALLEN** (241), RB, Clemson
- (A) **PAT NEWMAN** (249), WR, Utah St., Choice from Dallas in Herschel Walker trade.
- (B) **DONALD SMITH** (271), CB, Liberty
- NO CHOICE, traded to LA Raiders for 12th choice in 1989.
- RON GOETZ** (324), LB, Minnesota

1991 (Drafted Alternately 22nd, 11th, 10th, 9th, 8th, 7th)

- NO CHOICE, traded to Dallas in Herschel Walker trade.
- NO CHOICE, traded to Dallas in Herschel Walker trade.
- (A) **CARLOS JENKINS** (65), LB, Michigan St.
- (B) **JAKE REED** (68), WR, Grambling. Choice from Dallas in Herschel Walker trade.
- RANDY BALDWIN** (92), RB, Mississippi
- CHRIS THOME** (119), C/G, Minnesota
- NO CHOICE, traded to L.A. Raiders.
- TODD SCOTT** (163), S, SW Louisiana. Choice from Texas Raiders.
- (A) **SCOTT BEACAN** (179), DT, Humboldt
- (B) **TRIPP WELBORNE** (180), S, Michigan. Choice from LA Raiders.
- REGGIE JOHNSON** (206), DE, Arizona
- GERALD HUDSON** (232), RB, Oklahoma St.
- BRADY PIERCE** (259), T, Wisconsin
- IVAN CAESAR** (286), LB, Boston College
- DARREN HUGHES** (313), WR, Carson-Newman

1992 (Drafted Alternately 13th, 12th, 15th, 14th)

- NO CHOICE, to Dallas in Herschel Walker trade.
- ROBERT HARRIS** (39), DE, Southern. Choice from Seattle in Keith Millard trade.
- NO CHOICE, to Dallas in Herschel Walker trade.
- NO CHOICE, to Dallas in Herschel Walker trade.
- ROY BARKER** (98), DT, North Carolina
- ED McDANIEL** (125), LB, Clemson
- MIKE GADDIS** (152), RB, Oklahoma
- DAVID FISHER** (183), S, California
- LUKE WISNER** (210), TE, East Carolina
- (A) **BRAD JOHNSON** (227), QB, Florida St., Choice from Tampa Bay in Jimmy Williams trade.
- (B) **RONNIE WEST** (237), WR, Pittsburgh St
- BRAD CULPEPPER** (264), DT, Florida
- CHARLES EVANS** (295), RB, Clark
- JOE RANDOLPH** (322), WR, Elon

1993 (Drafted Alternately 21st, 24th, 23rd, 22nd, 21st, 20th)

- ROBERT SMITH** (21), RB, Ohio St.
- QADRY ISMAIL** (52), WR, Syracuse
- (A) **JOHN GERAK** (57), G, Penn St., Choice from Seattle in Keith Millard trade.
- (B) **GILBERT BROWN** (79), DT, Kansas
- ASHLEY SHEPPARD** (106), LB, Clemson
- EVERETT LINDSAY** (133), T, Mississippi
- NO CHOICE, traded to Washington for George Hinkle and Joe Johnson.
- GINO TORRETTE** (192), QB, Miami
- NO CHOICE, traded to San Francisco for Keith Henderson.

1994 (Drafted Alternately 19th, 18th, 17th, 16th, 20th)

- (A) **DEWAYNE WASHINGTON** (18), CB, North Carolina St. Choice from Denver in Gary Zimmerman trade.
- (B) **TODD STEUSSIE** (19), T, California
- (A) **DAVID PALMER** (40), WR/RB, Alabama. Choice from Atlanta in Chris Doleman trade.
- (B) NO CHOICE. Compensation choice to Atlanta in Chris Doleman trade.
- (C) NO CHOICE. To LA Raiders for 2nd and 4th choices in 1994.
- (D) **FERNANDO SMITH** (55), DE, Jackson St. Choice from L.A. Raiders in exchange of draft picks.
- NO CHOICE. To Pittsburgh in Adrian Cooper trade.
- (A) NO CHOICE. To Houston in Warren Moon trade.
- (B) **MIKE WELLS** (125), DT, Iowa. Choice from LA Raiders in exchange of draft picks.
- (A) **SHELLY HAMMONDS** (134), CB, Penn State. Choice from Washington in Rich Gannon trade.
- (B) NO CHOICE. To Kansas City in Barry Word trade.

- (A) **ANDREW JORDAN** (179), TE, Western Carolina. Choice from Denver in Gary Zimmerman trade.
- (B) NO CHOICE. To Pittsburgh in Adrian Cooper trade.
- PETE BERCIKH** (211), LB, Notre Dame

1995 (Drafted Alternately 24th, 23rd, 25th)

- (A) **DERRICK ALEXANDER** (11), DE, Florida State. Choice from Denver through Atlanta in Chris Doleman trade.
- (B) **KORLEY STRINGER** (21), T, Ohio State
- (A) **ORLANDO THOMAS** (42), S, SW Louisiana. Choice from Denver in Gary Zimmerman trade.
- (B) **COREY FULLER** (55), CB, Florida State
- NO CHOICE. To Houston in Warren Moon trade.
- (A) **CHAD MAY** (121), QB, Kansas St. Choice from Denver for 4th and 6th choices in 1995.
- (B) NO CHOICE, traded to Denver.
- JAMES STEWART** (157), RB, Miami
- (A) NO CHOICE, traded to Denver.
- (B) **JOHN SOLOMON** (196), LB, Sam Houston State. Choice from NY Giants in Vencie Glenn trade.
- (A) **JOE WHITE** (232), DT, Howard
- (B) **JASON FISK** (243), DT, Stanford. Compensatory Selection.

1996 (Drafted Alternately 16th, 15th, 14th, 17th)

- DUANE CLEMONS** (16), LB, California
- JAMES MANLEY** (45), DT, Vanderbilt
- MOE WILLIAMS** (75), RB, Kentucky
- (A) **HUNTER GOODWIN** (97), TE, Texas A&M. Choice from Arizona in exchange of draft picks.
- (B) NO CHOICE. Traded to Arizona in exchange of draft picks.
- (A) **SEAN BOYD** (137), S, North Carolina. Choice from NY Giants in Vencie Glenn trade.
- (B) NO CHOICE. Traded to Arizona in exchange of draft picks.
- NO CHOICE. Traded to NY Giants in Vencie Glenn trade.
- JON MERRILL** (223), OL, Duke.

1997 (Drafted Alternately 20th, 19th, 18th, 17th, 21st)

- DWAYNE RUDD** (20), LB, Alabama
- TORRIAN GRAY** (49), S, Virginia Tech
- STALIN COLINTE** (78), DE, Boston College
- ANTONIO BANKS** (113), CB, Virginia Tech
- TOMMY WILLIAMS** (151), DT, Memphis
- ROBERT TATE** (183), WR, Cincinnati
- (A) **ARTIE ULMER** (202), LB, Valdosta St.
- (B) **MATTHEW HATCHETTE** (235), WR, Langston. Compensatory Selection.

1998 (Drafted Alternately 21st, 20th, 19th, 18th, 21st)

- RANDY MOSS** (27), WR, Marshall
- KALLEE WONG** (51), LB, Stanford
- RAMOS McDONALD** (80), DB, New Mexico
- KWUSAMA HAVIS** (110), LB, North Carolina
- KERRY COONS** (144), SS, Iowa
- MATT BIRK** (173), OT, Harvard
- (A) **CHESTER BURNETT** (208), LB, Arizona
- (B) **TONEY DARDEN** (225), CB, Texas Tech. Compensatory Selection.

1999 (Drafted 29th)

- (A) **DAUNTE CULPEPPER** (11), QB, Central Florida. Choice from Washington in Brad Johnson trade.
- (B) **DIMITRIUS UNDERWOOD** (29), DE, Michigan St.
- (A) **JIM KLEINSASSER** (44), TE, North Dakota. Choice from Pittsburgh in exchange of draft picks.
- (B) NO CHOICE. Traded to Pittsburgh in exchange of draft picks.
- (A) NO CHOICE. Traded to Pittsburgh in exchange of draft picks.
- (B) NO CHOICE. Traded to New England for Jimmy Hitchcock in 1999.
- (A) **KENNY WRIGHT** (120), DB, Northwestern St. Choice from Miami for Hunter Goodwin.
- (B) **JAY HUMPHREY** (125), T, Texas
- (A) NO CHOICE. Traded to Pittsburgh.
- (B) **CHRIS JONES** (169), LB, Clemson. Compensatory Selection.
- (A) **TALANCE SAWYER** (185), DL, UNLV. Choice from Tampa Bay through Baltimore for Everett Lindsay.
- (B) **ANTICO DALTON** (199), LB, Hampton
- NOEL SCARLETT** (236), DL, Langston

2000 (Drafted 26th)

- CHRIS HOVAN** (26), DT, Boston College
- (A) **FRED ROBBINS** (55), DT, Wake Forest. Choice from Washington in Brad Johnson trade.
- (B) **MICHAEL BORDAU** (56), DE, Miami Fla.)
- DOUG CHAPMAN** (88), RB, Marshall
- (A) **ANTONIO WILSON** (106), LB, Texas A&M-Commerce. Choice from Baltimore for Everett Lindsay.

4. (B) **TYRONE CARTER** (118), DB, Minnesota
5. (A) NO CHOICE. Traded to Washington in Brad Johnson trade.
6. (B) **TROY WALTERS** (165), WR, Stanford
6. NO CHOICE. Traded to Baltimore for Everett Lindsay.
7. (A) NO CHOICE. Traded to Cleveland with Stalin Colinet for Jerry Ball in 1999. Compensatory Selection.
7. (B) **MIKE MALANO** (240), C, San Diego St. Compensatory Selection.
7. (C) **GILES COLE** (244), TE, Texas A&M-Kingsville. Compensatory Selection.
7. (D) **LEWIS KELLY** (248), OL, South Carolina St. Compensatory Selection.

2001 (Drafted 27th)

1. **MICHAEL BENNETT** (27), RB, Wisconsin
2. **WILLIE HOWARD** (57), DT, Stanford
3. (A) **ERIC KELLY** (69), CB, Kentucky. Choice from New England in exchange of draft picks.
3. (B) NO CHOICE. Traded to New England in exchange of draft picks.
4. (A) NO CHOICE. Traded to New England in exchange of draft picks.
4. (B) **SHAWN WORTHEN** (130), DT, TCU.
4. (C) **CEDRIC JAMES** (131), WR, TCU.
5. **PATRICK CHUKWURAH** (157), LB, Wyoming
6. **CAREY SCOTT** (189), CB, Kentucky State
7. **BRIAN CRAWFORD** (225), T, Western Oregon

2002 (Drafted 7th)

1. **BRYANT MCKINNIE** (7), T, Miami (Fla.)
2. **RADNALL SMITH** (38), LB, Washington St.
3. **WILLIE OFFORD** (70), DB, South Carolina
4. (A) **BRIAN WILLIAMS** (105), DB, North Carolina State
4. (B) ED TA'AMU (132), G, Utah
5. NO CHOICE. Traded to Cleveland for Travis Prentice and Spergon Wynn.
6. **NICK ROGERS** (177), LB, Georgia Tech
7. **CHAD BEASLEY** (218), DT, Virginia Tech

2003 (Drafted 7th)

1. **KEVIN WILLIAMS** (9), DT, Oklahoma State
2. **E.J. HENDERSON** (40), LB, Maryland
3. **NATE BURLESON** (71), WR, Nevada-Reno
4. **ONTERRIO SMITH** (105), RB, Oregon
5. NO CHOICE. Traded to Cleveland for Everett Lindsay and Stalin Colinet.
6. (A) **EDDIE JOHNSON** (180), P, Idaho State
6. (B) **MICHAEL NATTIELI** (190), LB, Florida. Choice from New Orleans for Todd Bourman.
7. **KEEAN HOWRY** (221), WR, Oregon

2004 (Drafted 19th)

1. (A) NO CHOICE. Traded to Miami in exchange of draft picks.
1. (B) **KENCHEI OUDEZ** (20), DE, USC. Choice from Miami in exchange of draft picks.
2. (A) **DONTARRIOUS THOMAS** (48), LB, Auburn. Choice from New Orleans.
2. (B) NO CHOICE. Traded to New Orleans for 2a
3. (A) NO CHOICE. To Baltimore for 2a.
3. **DARRION SCOTT** (88), DE, Ohio State. Choice obtained from Baltimore.
4. (A) **NAT DORSEY** (115), T, Georgia Tech
4. (B) **MEWELDE MOORE** (119), RB, Tulane. Choice obtained from Miami in exchange of draft picks.
5. **ROD DAVIS** (155), LB, Southern Mississippi. Choice obtained from Baltimore.
6. **DEANDRE EILAND** (184), DB, South Carolina
7. **JEFF DUGAN** (220), TE, Maryland

2005 (Drafted 18th)

1. (A) **TROY WILLIAMSON** (7), WR, South Carolina. Choice from Oakland in Randy Moss trade.
1. (B) **ERASMUS JAMES** (18), DE, Wisconsin
2. **MARCUS JOHNSON** (49), G, Mississippi
3. **DUSTIN FOX** (80), S, Ohio State
4. (A) **CIATRICK FASON** (112), RB, Florida. Choice from Washington in exchange of picks.
4. (B) NO CHOICE. To Washington for 4a.
5. NO CHOICE. Traded to Washington in exchange of draft picks.
6. **C.J. MOSLEY** (191), DT, Missouri
6. (A) **ADRIAN WARD** (219), CB, Texas-El Paso. Choice from Oakland in Randy Moss trade.
7. (B) NO CHOICE. Traded to NY Jets in Sam Cowart trade.

2006 (Drafted 17th)

1. **CHAD GREENWAY** (17), LB, Iowa
1. (C) **CEDRIC CRIFIN** (48), CB, Texas
2. (B) **RYAN COOK** (51), C, New Mexico. Choice from Miami in Dante Luppen trade.
2. (C) **TARVARIS JACKSON** (64), QB, Alabama State. Choice from Pittsburgh in exchange of picks.

3. (A) NO CHOICE. Compensatory selection traded to Pittsburgh in exchange of picks.
3. (B) NO CHOICE. Traded to Pittsburgh in exchange of picks.
4. (A) Traded to Philadelphia for 4b and G Artis Hicks.
4. (B) **RAY EDWARDS** (127), DE, Purdue. Choice from Philadelphia in exchange of draft picks.
5. **GREG BLUE** (149), S, Georgia
6. NO CHOICE. Traded to Philadelphia for Artis Hicks.
7. NO CHOICE. Traded to San Diego for G Toniu Fonoti.

2007 (Drafted 7th)

1. **ADRIAN PETERSON** (7), RB, Oklahoma
2. (A) NO CHOICE. Pick to Atlanta for 2b and Denver Broncos 4c.
2. (B) **SIDNEY RICE** (44), WR, South Carolina. Choice from Atlanta in exchange of draft picks.
3. **MARCUS McCALLER** (72), CB, Fresno State.
4. (A) **BRIAN ROBISON** (192), DE, Texas. Choice from Tampa Bay in exchange of draft picks.
4. (B) NO CHOICE. Traded to Tampa Bay for 4a.
4. (C) NO CHOICE. Pick from Denver traded back to Denver for 3 choices in 2008.
5. **AUNDRAE ALLISON** (146), WR, East Carolina.
6. (A) **RUFUS ALEXANDER** (176), LB, Oklahoma. Choice from Denver in exchange of draft picks.
6. (B) NO CHOICE. Traded to Tampa Bay for 4a.
7. (A) **TYLER THIGPEN** (217), QB, Coastal Carolina.
7. (B) **CHANDLER WILLIAMS** (233), WR, Florida International. Choice from Denver in exchange of picks.

2008 (Drafted 17th)

1. NO CHOICE. Traded to Kansas City for DE Jared Allen.
2. (A) **TYRELL JOHNSON** (43), S, Arkansas State. Choice from Carolina in exchange of draft picks.
2. (B) NO CHOICE. Traded to Philadelphia for 2a, 5c.
3. (A) NO CHOICE. Traded to Kansas City for DE Jared Allen.
3. (B) NO CHOICE. Traded to Kansas City for DE Jared Allen.
4. NO CHOICE. Traded to Philadelphia in exchange of draft picks.
5. (A) **JOHN DAVID BOOTY** (137), QB, USC. Choice from Green Bay in exchange of draft picks.
5. (B) NO CHOICE. Traded to Green Bay for 5a.
5. (C) **LETROY GUION** (152), DT, Florida State. Choice from Philadelphia in exchange of draft picks.
6. (A) NO CHOICE. Traded to Kansas City for Jared Allen and 6b.
6. (B) **JOHN SULLIVAN** (187), C, Notre Dame. Choice from Kansas City in exchange of draft picks.
6. (C) **JAYMAR JOHNSON** (193), WR, Jackson State. Choice from Jacksonville in Troy Williams trade.
7. (A) Pick from St. Louis traded to Green Bay in exchange of draft picks.
7. (B) NO CHOICE. Traded to N.Y. Jets in Brooks Bollinger trade.

2009 (Drafted 22nd)

1. **PERCY HARVIN** (22), WR, Florida.
2. **PHIL LADLOHT** (54), T, Oklahoma.
3. **ASHER ALLEN** (86), CB, Georgia.
4. NO CHOICE. Traded to Houston for QB Sage Rosenfels.
5. (A) **JASPER BRINKLEY** (150), LB, South Carolina. Choice from Washington.
5. (B) NO CHOICE. Traded to Washington for 5a.
6. NO CHOICE. Pick from Washington traded to Philadelphia for Kelly Holcomb.
7. (A) Choice from Washington for Erasmus James traded back for 5a.
7. (B) **JAMARCA SANFORD** (231), S, Mississippi.

2010 (Drafted 30th)

1. NO CHOICE. Traded to Detroit in exchange of draft picks.
1. (C) **CHRIS COOK** (34), CB, Virginia. Choice from Detroit in exchange of picks.
2. (B) **TOBY GERHART** (51), RB, Stanford. Choice from Houston in exchange of picks.
3. NO CHOICE. Traded to Houston for 2B.
4. (A) **EVERSON GRIFIN** (100), DE, USC. Choice from Detroit in exchange of picks.
4. (B) NO CHOICE. Traded to Detroit in exchange of draft picks.
5. (A) **CHRIS DeCEARE** (161), T, Wake Forest
5. (B) **NATE TRIPLETT** (167), LB, Minnesota. Compensatory Selection.
6. **JOE WEBB** (199), QB, UAB.
6. (A) **MICKEY SHULER** (214), TE, Penn State. Choice from Cleveland through Detroit trade for draft picks.
7. (B) **RYAN D'IMPERIO** (237), LB, Rutgers.

2011 (Drafted Alternately 12th, 11th, 9th, 8th, 7th, 13th)

1. **CHRISTIAN PONDER** (12), QB, Florida State
2. **KYLE RUDDOLPH** (43), TE, Notre Dame
3. NO CHOICE. Traded to New England for Randy Moss.
4. **CHRISTIAN BALLARD** (106), DT, Iowa
5. (A) **BRANDON BURTON** (139), CB, Utah
5. (B) NO CHOICE. Traded to Cleveland for 6a and 6b.
6. (A) **DeMARCUS LOVE** (168), DT, Arkansas. Choice from Cleveland in exchange of picks.
6. (B) **MISTRAL RAYMOND** (170), S, South Florida. Choice from Cleveland in exchange of picks.
6. (C) **BRANDON FUSCO** (172), C, Slippery Rock
6. (D) **ROSS HOMAN** (200), LB, Ohio State. Compensatory Selection.
7. (A) **DAVID REED** (215), DE, Arizona.
7. (B) **STEPHEN BURTON** (236), WR, West Texas A&M. Compensatory Selection.

2012 (Drafted 3rd)

1. NO CHOICE. Traded to Cleveland in exchange of draft picks.
1. (B) **MATT KALLI** (4), T, USC. Choice from Cleveland for 1A.
2. (C) **HARRISON SMITH** (29), S, Notre Dame. Choice from Baltimore for 2 and 4A.
2. NO CHOICE. Traded to Baltimore for 1C.
3. **JOSH ROBINSON** (66), CB, Central Florida
4. NO CHOICE. Traded to Baltimore for 1C.
4. (B) **JARIUS WRIGHT** (118), WR, Arkansas. Choice from Cleveland for 1A.
4. (C) **REHETT ELLISON** (128), TE, USC. Compensatory Selection.
4. (D) **GREG CHILDS** (134), WR, Arkansas. Compensatory Selection.
5. NO CHOICE. Traded to Detroit for 7c and 4th in '13
5. (B) **ROBERT BLANTON** (139), DB, Notre Dame. Choice from Cleveland for 1A.
6. (A) NO CHOICE. Traded to Washington for D. McNabb
6. (B) **BLAIR WALSH** (175), K, Georgia. Choice from Cleveland in the Jayme Mitchell trade.
7. (A) **AUDIE COLE** (210), LB, NC State.
7. (B) NO CHOICE. Traded to Tennessee for 7th in '13. Choice from Cleveland for 1A.
7. (C) **TREVOR GUYTON** (219), DL, California. Choice from Detroit for 5A.
7. (D) NO CHOICE. Traded to Detroit for 5A and 4th in '13. Choice from New England in the Randy Moss trade.

2013 (Drafted 23rd)

1. (A) **SHARRIF FLOYD** (23), DT, Florida.
1. (B) **AVIER RHODES** (25), CB, Florida State. Choice from Seattle for Percy Harvin.
2. (C) **CORDEARRELL PATTERSON** (29), WR, Tennessee. Choice from New England for 2, 3, 4a, 7c.
2. NO CHOICE. Traded to New England for 1C.
3. NO CHOICE. Traded to New England for 1C.
4. (A) NO CHOICE. Traded to New England for 1C.
4. (B) **GERALD HODGES** (120), LB, Penn State.
5. **JEFF LOCKE** (155), P, UCLA.
6. (A) NO CHOICE. Traded to Tampa Bay for 6B, 7D.
6. (B) **JEFF BACA** (196), G, UCLA. Choice from Tampa Bay for 6A.
7. (A) **MICHAEL MAUTI** (213), LB, Penn State.
7. (B) **TRAVIS BOND** (214), G, North Carolina. Choice from Seattle for Percy Harvin.
7. (C) NO CHOICE. Traded to New England for 1C.
7. (D) Choice from Tennessee for 7B in 2012.
7. (E) **EVERETT DAWKINS** (229), DT, Florida State.

2014 (Drafted 8th)

1. (A) NO CHOICE. Traded to Cleveland for 1B and 5A.
1. (B) **ANTHONY BARR** (9), LB, UCLA. Choice from Cleveland for 1A.
1. (C) **TEDDY BRIDGEWATER** (32), QB, Louisville. Choice from Seattle for 2 and 4.
2. NO CHOICE. Traded to Seattle for 1C.
3. (A) **SCOTT CRICHTON** (72), DE, Oregon State.
3. (B) **JERICK MCKINNON** (96), RB, Georgia Southern. Choice from Seattle for Percy Harvin.
4. NO CHOICE. Traded to Seattle for 1C.
5. (A) **DAVID YANKEY** (145), G, Stanford. Choice from Cleveland for 1A.
5. (B) NO CHOICE. Traded to Carolina for 5c and 7c.
5. (C) NO CHOICE. Traded to Atlanta for 6A and 7A.
6. (A) **ANTONE EKUM** (182), S, Virginia Tech. Choice from Atlanta for 3c.
6. (B) **KENDALL JAMES** (184), CB, Maine.
7. (A) **SHAMAR STEPHEN** (220), DT, Connecticut. Choice from Atlanta for 5c.
7. (B) **BRANDON WATTS** (223), LB, Georgia Tech.
7. (C) **JABARI PRICE** (225), CB, North Carolina. Choice from Carolina for 5B.

BOLD denotes players who made the Vikings active roster at some point in their career.



PRO FOOTBALL HALL OF FAME ENSHRINEES

CRIS CARTER

Wide Receiver...6' 3" 210 lbs...Ohio State...16 seasons: Philadelphia Eagles (1987-89), Minnesota Vikings (1990-2001), Miami Dolphins (2002)...Played 234 career games, including 188 games and 177 starts as a Viking...At the time of his retirement in 2002, he ranked 2nd in NFL history with 1,101 receptions and 130 TDs...Ended career with 13,899 yards...Went to 8 consecutive Pro Bowls, 1993-2000...Named to All-Decade team for 1990s...Played on only 2 teams with losing records in his 16 NFL seasons...Holds Vikings records with 1,004 receptions, 110 TD catches and 12,383 yards...Named NFL's Walter Payton Man of the Year in 1999 and Byron Whizzer White Award winner from the NFLPA...Named to 50 Greatest Vikings team in 2010...Inducted into Vikings Ring of Honor on September, 14, 2003...Acquired by Vikings off waivers from Philadelphia in 1990...Born November 25, 1965 in Troy, OH...Inducted to Pro Football Hall of Fame August 3, 2013...Other induction class members: Larry Allen, Curley Culp, Jonathan Ogden, Bill Parcells, Dave Robinson, Warren Sapp.



CHRIS DOLEMAN

Defensive End...6' 5" 262 lbs...Pittsburgh...15 seasons: Minnesota Vikings (1985-93, '99), Atlanta Falcons (1994-95), San Francisco (1996-98)...Selected to 8 career Pro Bowls, 6 with Minnesota (1987-90, '92-93) and 1 each with Atlanta ('95) and San Francisco ('97)...Named 1st or 2nd-Team All-Pro 5 times...Named to NFL Team of the Decade for the 1990s...Ranks 4th in NFL history with 150.5 career sacks...Played on 4 defensive units that ranked #1 in the NFL: Minnesota (1988, '89, '93) and San Francisco ('97)...Started all 17 career playoff games he played in...Led NFL in 1989 with 21.0 sacks, tied for 4th-most in NFL history and ranks 2nd in Vikings history...Selected with #4 overall choice in 1985 NFL Draft...Suffered only 3 losing seasons in his 15-year career...Inducted into Vikings Ring of Honor in 2011...Inducted into the Pro Football Hall of Fame on August 4, 2012...Presented by his son, Evan Doleman...Other induction class members: Jack Butler, Demontii Dawson, Cortez Kennedy, Curtis Martin and Willie Roaf.



JOHN RANDLE

Defensive Tackle...6' 1" 283 lbs...Texas A&I...14 seasons: Minnesota Vikings (1990-2000), Seattle Seahawks (2001-03)...Started 6-straight Pro Bowls for the NFC (1993-98) and went to the Pro Bowl with the Seahawks in 2001...Named to All-Decade team for 1990s...Led or tied for the team lead 9 times in his 11 Vikings seasons and had 10+ sacks in 8 straight seasons from 1993-2000...Started 150 of the 176 games he played for the Vikings...Leads all DTs in NFL history with 137.5 career sacks...His 114.0 sacks ranks 3rd in Vikings history and most by DT...Signed with Vikings as an undrafted rookie free agent in 1990...Inducted into College Football Hall of Fame for his Texas A&I career...Born December 12, 1967, in Hearne, TX...Inducted into the Vikings Ring of Honor on November 30, 2008...Inducted into the Pro Football Hall of Fame on August 7, 2010...Presented by John Teerlink...Other induction class members: Russ Grimm, Rickey Jackson, Dick LeBeau, Floyd Little, Jerry Rice and Emmitt Smith.




RANDALL McDANIEL

Guard...6' 3" 287 lbs...Arizona State...14 seasons: Minnesota Vikings (1988-99), Tampa Bay Buccaneers (2000-01)...Started 12 consecutive Pro Bowls (1989-2000), setting an NFL record...Started 202 consecutive games in his career...Blocked for five 1,000-yard rushers in his career and four 3,000-yard passers...Earned spot on Pro Football Hall of Fame's Team of the Decade for the 1990s...His 190 games played as a Viking is tied for 7th in team history with offensive tackle Grady Alderman...Selected with the 19th overall pick in the 1988 NFL Draft...Born December 19, 1964, in Phoenix, AZ...Inducted into the Vikings Ring of Honor on December 17, 2006...Inducted August 8, 2009...Presented by O.K. Fulton...Other induction class members: Bob Hayes, Bruce Smith, Derrick Thomas, Ralph Wilson Jr. and Rod Woodson.



GARY ZIMMERMAN

Tackle...6' 6" 294 lbs...Oregon...14 seasons: LA Express (1984-85), Minnesota Vikings (1986-92), Denver Broncos (1993-97)...Played and started 108 games for the Vikings...Played in 184 career NFL games...Named All-Pro 8 times, including 3 with Minnesota in 1988, '89 and '92...Selected to 7 Pro Bowls, including 1987-89, '92 with the Vikings...Originally selected in the 1st round of the 1984 Supplemental Draft by NY Giants and in 1984 USFL Draft by LA Express where he spent 1984 and '85 seasons...Vikings acquired his rights via trade with NY Giants in 1986...Helped Vikings to 1987 NFC Championship game...Traded to Denver in 1993 preseason...Won Super Bowl XXXII with Denver...Named to NFL All-Decade teams for 1980s and 1990s...Born December 13, 1961, in Fullerton, CA...Inducted August 2, 2008...Presented by Pat Bowlen...Other induction class members: Fred Dean, Darrell Green, Art Monk, Emmitt Thomas, Andre Tippett.



CARL ELLER

Defensive End...6' 5" 250 lbs...Minnesota...16 seasons: Minnesota Vikings (1964-1978), Seattle Seahawks (1979)...Played in 209 and started 201 games as a Viking, joining Jim Marshall and Mick Tingelhoff as the only players in team history to start 200+ games...Played in 225 career NFL games...Named All-Pro 5 times, including 4 straight from 1968-71...Played in 6 Pro Bowls, 1968-71, 73-74...Started at left defensive end in four Super Bowls (IV, VIII, IX, XI)...Vikings won the NFC Central in 10 of his final 11 seasons with the team...Vikings career record holder with 130.0 sacks...Second in franchise history with a sack in 8 straight games (Jared Allen, 11) and is the only Viking to post 15+ sacks in a season multiple times...Selected with the 6th overall pick in the NFL Draft in 1964...Born January 25, 1942, in Winston-Salem, NC...Inducted August 8, 2004...Presented by Regis Eller...Other induction class members: Bob Brown, John Elway, Barry Sanders.



RON YARY

Tackle...6' 5" 255 lbs....Southern California...15 seasons: Minnesota Vikings (1968-1981), Los Angeles Rams (1982)...Drafted by Minnesota with the 1st overall pick in 1968....Took over the Vikings right tackle spot midway through the 1969 season and was a fixture there for the rest of his career...Was named All-Pro 6 consecutive times...Was All-NFC 8 straight seasons...Played in 7 Pro Bowls...Started at right tackle in Super Bowls IV, VII, IX, XI...Missed only 2 games in his career with injuries due to a broken ankle in 1980 but came back to play with the injury for the rest of the season...His blend of size, speed and strength was unique at the time and ushered in a new era of offensive line play...Born July 16, 1946, in Chicago, IL...Inducted into the Hall of Fame August 4, 2001...Presented by John Michels...Other induction class members: Nick Buoniconti, Marv Levy, Mike Munchak, Jackie Slater, Lynn Swann, Jack Youngblood.



PAUL KRAUSE

Safety...6' 3" 200 lbs....Iowa...16 seasons: Washington Redskins (1964-1967) and Minnesota Vikings (1968-1979)...Second-round pick by Washington Redskins, 1964...Led NFL in interceptions with 12 as a rookie and was named 1st-team All Pro...In his 1st season as a Viking he intercepted passes in 6 consecutive games...Still the all-time NFL leader in interceptions with 81...Also ranks 3rd all-time with 1,185 career yards on interception returns...His 10 interceptions in 1975 remains a club record...Played in 8 Pro Bowls...Started at safety in 4 Super Bowls (IV, VIII, IX, XI)...Voted All-NFL 4 times and All-NFC 5 times...Born February 19, 1942, in Flint, MI...Inducted into the Pro Football Hall of Fame August 1, 1998...Presented by Jerry Burns...Other induction class members: Tommy McDonald, Anthony Munoz, Mike Singletary, Dwight Stephenson.



JIM FINKS

Administrator...Tulsa...22 seasons: Minnesota Vikings (1964-1973), Chicago Bears (1974-1982), New Orleans Saints (1986-1993)...Served as Vikings general manager and vice president...Hired Bud Grant in 1967 from the CFL...Finks helped the Vikings win 5 NFC Central Division crowns...Vikings appeared in Super Bowls IV and VIII under Finks' guidance...Developed Vikings, Bears and Saints, all teams with losing records, into winners...1973 NFL Executive of the Year...Long-time member of the NFL competition committee...Played DB/QB for the Pittsburgh Steelers (1949-1955)...Born August 31, 1927, in St. Louis, MO...Died May 8, 1994...Inducted posthumously into the Hall of Fame July 29, 1995...Represented by his son, Jim Finks, Jr....Presented by Edward W. McCaskey...Other induction class members: Henry Jordan, Steve Largent, Lee Roy Selmon, Kellen Winslow.



BUD GRANT

Head Coach...Minnesota...18 seasons: Minnesota Vikings (1967-1983, 1985)...NFL regular season coaching record 158-96-5...Had 10-12 mark in postseason play...Led Vikings to 11 NFC/NFL divisional championships, claiming titles in 1968-71, 1973-78, 1980...Led team to 1969 NFL title...National Football Conference Champions 1973, 1974, 1976...His Vikings teams played in Super Bowls IV, VIII, IX, XI...First person to be elected to both the Pro Football Hall of Fame and the Canadian Football League Hall of Fame (May 13, 1983)...In 28 seasons as a head coach, won a total of 290 football games...1969 NFL Coach of the Year...Came to the Vikings after a 10-year tenure (102-56-2) with the Winnipeg Blue Bombers in the Canadian Football League...Led Blue Bombers to 6 Western Conference championships...Grant brought the Bombers to 6 Grey Cups, winning the CFL Championship 4 times 1958, 1959, 1961 and 1962...Played 6 years of professional football, 2 with Philadelphia Eagles (1951-52) and 4 with the Winnipeg Blue Bombers (1953-1956)...Holds pro football record for most interceptions in a game with 5 vs. Saskatchewan (10/28/53)...Played 2 seasons with the NBA's Minneapolis Lakers (1949-1951) and won the 1949-50 NBA Championship with a 51-17 record...Born May 20, 1927, in Superior, WI...Inducted into the Pro Football Hall of Fame July 30, 1994...Presented by Sid Hartman...Other induction class members: Tony Dorsett, Jimmy Johnson, Leroy Kelly, Jackie Smith, Randy White.



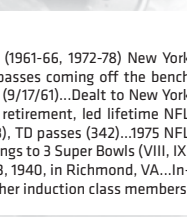
ALAN PAGE

Defensive Tackle...6' 4" 225 lbs....Notre Dame... 15 seasons: Minnesota Vikings (1967-1978), Chicago Bears (1978-1981)...Consensus All-America, 1966...First-round pick, 1967...Played in 236 straight games, including 4 Super Bowls (IV, VIII, IX, XI)...Named NFL Most Valuable Player 1971...Four-time NFC Defensive Player of the Year...All NFL/NFC 9 years...Played in 9 Pro Bowls...Career marks: 23 opponent fumble recoveries...Blocked 28 kicks...Recorded 148.5 sacks...Currently serves on the Minnesota Supreme Court...Remains active in the Twin Cities community through the Page Education Foundation...Born August 7, 1945, in Canton, OH...Inducted into the Hall of Fame July 30, 1988...Presented by Minneapolis public schools principal Willarene Beasley...Other HOF induction class members: Fred Biletnikoff, Mike Ditka, Jack Ham.



FRAN TARKENTON

Quarterback...6' 0" 185 lbs....Georgia...18 seasons: Minnesota Vikings (1961-66, 1972-78) New York Giants (1967-1971)...Third-round pick, 1961...An instant star with 4 TD passes coming off the bench to beat the Bears 37-13 in the 1st game in franchise history vs. Chicago (9/17/61)...Dealt to New York Giants in 1967 and back to the Vikings in 1972 in stunning trades...At retirement, led lifetime NFL passers in attempts (6,467), completions (3,686), passing yards (47,003), TD passes (342)...1975 NFL Most Valuable Player...Rushed for 3,674 yards, 32 touchdowns...Led Vikings to 3 Super Bowls (VIII, IX, XI)...A 4-time All-NFL selection...Played in 9 Pro Bowls...Born February 3, 1940, in Richmond, VA...Inducted into Hall of Fame August 2, 1986...Presented by Max Winter...Other induction class members: Paul Hornung, Ken Houston, Willie Lanier, Doak Walker.



OTHERS WHO PLAYED OR COACHED FOR THE VIKINGS IN THE HALL OF FAME

Player, Position, w/Vikings	Inducted
Hugh McElhenny, Halfback, 1961-62	1970
Norm Van Brocklin, Head Coach, 1961-66	1971
Jim Langer, Center, 1980-81	1987
Jan Stenerud, Kicker, 1984-85	1991
Dave Casper, Tight End, 1983	2002
Warren Moon, Quarterback, 1994-96	2006
Ermitt Thomas, Defensive Coordinator, 2000-2001	2008
Mike Singletary, LB Coach, Special Assistant to the Head Coach, 2011-13	1998



MINNESOTA VIKINGS RING OF HONOR

The Ring of Honor recognizes Vikings legends for their contributions to the success of the team on and off the field. Members of the Ring of Honor forever live in Vikings lore.



FRAN TARKENTON

Quarterback...6' 0" 185 lbs...Georgia...18 seasons: Minnesota Vikings (1961-66, 1972-78) New York Giants (1967-1971)...Third-round pick, 1961...An instant star with 4 TD passes coming off the bench to beat the Bears 37-13 in the 1st game in franchise history vs. Chicago (9/17/61)...Dealt to New York Giants in 1967 and back to the Vikings in 1972 in stunning trades...At retirement, led lifetime NFL passers in attempts (6,467), completions (3,686), passing yards (47,003), TD passes (342)...1975 NFL Most Valuable Player...Rushed for 3,674 yards, 32 touchdowns...Led Vikings to 3 Super Bowls (VIII, IX, XI)...A 4-time All-NFL selection...Played in 9 Pro Bowls...Born February 3, 1940, in Richmond, VA...Inducted into the Vikings Ring of Honor on September 9, 1998.



ALAN PAGE

Defensive Tackle...6' 4" 225 lbs...Notre Dame...15 seasons: Minnesota Vikings (1967-1978), Chicago Bears (1978-1981)...First-round pick, 1967, 15th overall player selected...Played in 236 straight games, including 4 Super Bowls (IV, VIII, IX, XI)...Named NFL Most Valuable Player by Associated Press in 1971, the 1st defensive player to ever win the award and joins only Fran Tarkenton and Randall Cunningham as the only Vikings to earn the honor...A 4-time NFC Defensive Player of the Year...All NFL/NFC 9 years...Played in nine Pro Bowls...Career marks: 23 opponent fumble recoveries...Blocked 28 kicks...Recorded 148.5 sacks...Ranks 4th in Vikings history and leads all defensive linemen with 1,120 career tackles...Currently serves on the Minnesota Supreme Court...Active in the Twin Cities community through the Page Education Foundation...Born August 7, 1945, in Canton, OH...Inducted into the Vikings Ring of Honor on September 20, 1998.



JIM FINKS

Administrator...Tulsa...22 seasons: Minnesota Vikings (1964-1973), Chicago Bears (1974-1982), New Orleans Saints (1986-1993)...Served as Vikings general manager and vice-president...Hired Bud Grant in 1967 from the CFL...Finks helped the Vikings win 5 NFC Central Division crowns...Vikings appeared in Super Bowls IV and VIII under Finks guidance...Developed Vikings, Bears and Saints, all teams with losing records, into winners...1973 NFL Executive of the Year...Long time member of the NFL competition committee...Played DB/QB for the Pittsburgh Steelers (1949-1955)...Born August 31, 1927, in St. Louis, MO...Died May 8, 1994...inducted Vikings Ring of Honor on October 18, 1998.



BUD GRANT

Head Coach...Minnesota...18 seasons: Minnesota Vikings (1967-1983, 1985)...NFL regular season coaching record 158-96-5...Had 10-12 mark in post-season play...Led Vikings to 11 divisional championships in 1968-71, 1973-78, 1980...Led team to 1969 NFL Title...National Football Conference Champions 1973, 1974, 1976...His Vikings teams played in Super Bowls IV, VIII, IX, XI...First person to be elected to both the Pro Football Hall of Fame and the Canadian Football League Hall of Fame (May 13, 1983)...In 28 seasons as a head coach, won a total of 290 football games...1969 NFL Coach of the Year...Came to the Vikings after 10-year tenure (102-56-2) with the Winnipeg Blue Bombers of the CFL...Played 2 seasons for NBA's Minneapolis Lakers...Born May 20, 1927, in Superior, WI...Inducted into the Vikings Ring of Honor on November 8, 1998.



PAUL KRAUSE

Safety...6' 3" 200 lbs...Iowa...16 seasons: Washington Redskins (1964-1967) and Minnesota Vikings (1968-1979)...Second-round pick Redskins, 1964...Led NFL in interceptions with 12 as a rookie and was named 1st-team All Pro...In his first season as a Viking he intercepted passes in 6 consecutive games...Still the all-time NFL leader in interceptions with 81...Also ranks 3rd all-time with 1,185 career yards on interception returns...His 10 interceptions in 1975 remains a club record...Played in 8 Pro Bowls...Started at safety in 4 Super Bowls (IV, VIII, IX, XI)...Voted All-NFL 4 times and All-NFC 5 times...Born February 19, 1942, in Flint, MI...Inducted into the Vikings Ring of Honor on November 15, 1998.



FRED ZAMBERLETTI

Athletic Trainer...Iowa...43 seasons: Minnesota Vikings (1961-2003)...The first athletic trainer the Vikings had and continues working with the team as a consultant and team historian...Had never missed a Vikings pre-season, regular season, post-season or all-star game until 12/24/11 at Washington, 1,049 consecutive games...Attended his 1,000th Vikings game at Pittsburgh (10/25/09)...Did not miss a day of work in 43 seasons as the trainer with the team...Has won numerous awards in his field, including being named the Professional Athletic Trainer of the Year in 1986 and in 1996 the Vikings staff was honored as the NFL Athletic Training Staff of the Year...Born May 28, 1932 in Melcher, IA...Inducted into the Vikings Ring of Honor on December 20, 1998.

**JIM MARSHALL**

Defensive End...6' 4" 248 lbs...Ohio State...20 seasons: Cleveland Browns (1960) and Minnesota Vikings (1961-1979)...Held NFL record for many years until broken by Brett Favre with 282 consecutive games played and started, 270 of those coming with the Vikings...Ranks 2nd in Vikings history with 127 sacks...Played in 2 Pro Bowls, following the 1968 and '69 seasons...Led or tied for team lead in sacks in each of the Vikings first 6 seasons (1961-66)...Holds NFL and Vikings record with 29 career fumble recoveries...Ranks 9th in Vikings history with 988 career tackles, ranking behind only Alan Page among defensible linemen...Joined fellow linemen Carl Eller, Gary Larsen and Alan Page to form the vaunted Purple People Eaters, one of the top defensive units of their era in the NFL...Started at DE in 4 Super Bowls (IV, VIII, IX, XI)...Originally a 4th-round draft pick by Cleveland in 1960...Born December 30, 1937 in Danville, KY...Inducted into the Vikings Ring of Honor on November 28, 1999.

**RON YARY**

Tackle...6' 5" 255 lbs...Southern California...15 seasons: Minnesota Vikings (1968-1981), Los Angeles Rams (1982)...Drafted by Minnesota with the 1st overall pick in 1968...The first OL to be drafted #1 overall in League history...Took over the Vikings RT spot midway through the 1969 season and was a fixture there for the rest of his career...Was named All-Pro 6 consecutive times...Was All-NFC 8 straight seasons...Played in 7 Pro Bowls...Started in Super Bowls IV, VII, IX, XI...Missed only 2 games in his career with injuries due to a broken ankle in 1980...His blend of size, speed and strength was unique when he entered the League and ushered in a new era of offensive line play...Born July 16, 1946, in Chicago, IL...Inducted into the Vikings Ring of Honor September 9, 2001.

**KOREY STRINGER**

Tackle...6' 5" 335 lbs...Ohio State...6 seasons: Minnesota Vikings (1995-2000)...Drafted by Minnesota with the 24th pick of the 1995 Draft...Took over the Vikings right tackle spot in the 2nd game of his rookie year and never relinquished the spot...Started 91 of the 93 games he played in the NFL and all 9 playoff games...Selected to the Pro Bowl following the 2000 season...Named a 2nd-Team All-Pro by College and Pro Football Newsweekly following the 1998 season...Named to the All-Rookie team by College and Pro Football Newsweekly and Football News after starting 15 of 16 games as a rookie...Born May 8, 1974, in Warren, OH...Died August 1, 2001...Inducted into the Vikings Ring of Honor November 19, 2001.

**MICK TINGELHOFF**

Center...6' 2" 237 lbs...Nebraska...17 seasons: Minnesota Vikings (1962-1978)...Played in and started 240 consecutive games, never missing a start in his 17 seasons...Named All-Pro 7 consecutive years...Played in 6 straight Pro Bowls...Named to the 1,000-Yard Club in 1969, honoring the NFL's top blocker...Started at center in four Super Bowls (IV, VIII, IX, XI)...Signed with the Vikings as a free agent in 1962, taking over starting duties at C in the 2nd preseason game and never relinquishing them until his retirement following the 1978 season...Born May 22, 1940 in Lexington, NE...Inducted into the Vikings Ring of Honor November 25, 2001.

**CARL ELLER**

Defensive End...6' 5" 250 lbs...Minnesota...16 seasons: Minnesota Vikings (1964-1978), Seattle Seahawks (1979)...Played in 209 and started 201 games as a Viking, joining Jim Marshall and Mick Tingelhoff as the only players in team history to start 200+ games...Played in 225 career NFL games...Named All-Pro 5 times, including 4 straight from 1968-71...Played in 6 Pro Bowls, 1968-71, 73-74...Started at left defensive end in four Super Bowls (IV, VIII, IX, XI)...Vikings won the NFC Central in 10 of his final 11 seasons with the team...Vikings career record holder with 130.0 sacks...Holds team record with a sack in 8 straight games and is the only Viking to post 15+ sacks in a season multiple times...Selected with the 6th overall pick in the NFL Draft in 1964...Inducted to Pro Football Hall of Fame in 2004...Born January 25, 1942 in Winston-Salem, NC...Inducted into the Vikings Ring of Honor November 10, 2002.

**CRIS CARTER**

Wide Receiver...6' 3" 210 lbs...Ohio State...16 seasons: Philadelphia Eagles (1987-1989), Minnesota Vikings (1990-01), Miami Dolphins (2002)...Played in 188 and started 177 games as a Viking, a record among Vikings WRs...Played in 234 career NFL games...Named All-Pro 4 times...Played in 8 straight Pro Bowls, 1993-00...Caught a pass in Vikings-record 111 straight games...Holds Vikings records for catches (1,004), receiving TDs (110) and receiving yards (12,383)...Holds Vikings record with 40 career 100-yard receiving games...Named to NFL's Team of the Decade for the 1990s...Recipient of the Byron "Whizzer" White Award by the NFL Players Association and the NFL Walter Payton Man of the Year Award in 1999...Claimed by Vikings off waivers from Philadelphia in 1990...Inducted to Pro Football Hall of Fame in 2013...Selected by Philadelphia in 4th round of 1987 supplemental draft...Born November 25, 1965 in Troy, OH...Inducted into the Vikings Ring of Honor September 14, 2003.

**BILL BROWN**

Running Back...5' 11" 230 lbs...Illinois...14 seasons: Chicago Bears (1961), Minnesota Vikings (1962-74)...Vikings career leader in rushing attempts with 1,627...Tied with Chuck Foreman for team record with 52 career rushing TDs...Ranks 3rd in Vikings history with 5,757 career rushing yards...Ranks 3rd in team history for career combined net yards with 9,237...Selected to 4 Pro Bowls, 1964, '65, '67, '68...Played in Super Bowl IV, VIII and IX...Final game of career was Super Bowl IX vs. Pittsburgh...Led Vikings in rushing 4 times, 1964-66, '68...Led team in receiving in 1964...Tied for 3rd in team history with 8 career 100-yard games...Ranks 12th in Vikings history with 180 career games played and 111 games started...Played in most games by a Vikings RB...Drafted in 2nd-round by Chicago in 1961...Obtained by Vikings via trade in 1962...Son-in-law is former NFL MVP Rich Gannon...During playing career, spent a 6-week tour visiting troops in Vietnam...Born June 29, 1938 in Mendota, IL...Inducted into the Vikings Ring of Honor September 26, 2004.



JERRY BURNS

Head Coach/Offensive Coordinator...Michigan...24 seasons: Minnesota Vikings (1968-85 Offensive Coordinator, 1986-91 Head Coach)...NFL regular season coaching record 52-43...Had 3-3 mark in postseason play... Served as Vikings' Offensive Coordinator for 18 seasons (1968-85)...Led Vikings to NFC Championship in 1987, earning upset wins over New Orleans and San Francisco along the way...First coach in Vikings history to have a winning record in his first season (9-7 in '86)...As offensive coordinator, helped Vikings to 4 Super Bowl appearances and 11 Central Division titles...Was part of 15 playoff teams during his 24 seasons with Minnesota...Coached in Super Bowl I and II with the Green Bay Packers as their defensive backs coach (1966-67)...Head coach at University of Iowa from 1961-65...Played QB for Michigan on the 1950 Rose Bowl team...Born January 27, 1927, in Detroit, MI...Inducted into the Vikings Ring of Honor on November 6, 2005.



RANDALL MCDANIEL

Guard...6' 3" 287 lbs...Arizona State...14 seasons: Minnesota Vikings (1988-99), Tampa Bay Buccaneers (2000-01)...Started 12 consecutive Pro Bowls (1989-2000), setting an NFL record...Started 202 consecutive games in his career...Blocked for five 1,000-yard rushers in his career and four 3,000-yard passers...Earned spot on Pro Football Hall of Fame's Team of the Decade for the 1990s...His 190 games played as a Viking is tied for 7th in team history with offensive tackle Grady Alderman...Inducted to Pro Football Hall of Fame in 2009...Selected with the 19th overall pick in the 1988 NFL Draft...Born December 19, 1964, in Phoenix, AZ... Inducted into the Vikings Ring of Honor on December 17, 2006.



CHUCK FOREMAN

Running Back...6' 2" 210 lbs...Miami (Fla.)...8 seasons: Minnesota Vikings (1973-79), New England Patriots (1980)...Named to 5 straight Pro Bowls (1973-77)...Team's 2nd-leading all-time rusher with 5,879 yards and tied for team record with 52 rushing TDs...Named NFC Rookie of the Year in 1973...Integral part in the Vikings' appearance in 3 Super Bowls...Posted 17 career 100-yard games...Selected with the 12th overall pick in the 1973 NFL Draft...Born October 26, 1950, in Frederick, MD...Inducted into the Vikings Ring of Honor on September 30, 2007.



JOHN RANDLE

Defensive Tackle...6' 1" 283 lbs...Texas A&I...14 seasons: Minnesota Vikings (1990-2000), Seattle Seahawks (2001-03)...Inducted into the Pro Football Hall of Fame on August 7, 2010...Started 6-straight Pro Bowls for the NFL (1993-98) and went to the Pro Bowl with the Seahawks in 2001...Named to NFL Team of the Decade for the 1990s...Led or tied for the team lead 9 times in his 11 Vikings seasons and had 10+ sacks in 8 straight seasons from 1993-2000...Started 150 of the 176 games he played for the Vikings...His 114.0 sacks ranks 3rd in Vikings history and most by DT...Signed as an undrafted free agent in 1990...Inducted into College Football Hall of Fame for his Texas A&I career...Born December 12, 1967, in Hearne, TX...Inducted into the Vikings Ring of Honor on November 30, 2008.



SCOTT STUDWELL

Linebacker...6' 2" 230 lbs...Illinois...37 seasons: Minnesota Vikings player (1977-1990), staff/personnel (1991-2013)...Spent the last 20+ seasons as a member of the Vikings scouting department, serving as the Director of College Scouting since 2002...Member of the Vikings' 25th and 40th Anniversary All-Time Teams...Holds team records for career tackles (1,981), season tackles (230 in 1981) and tackles in a game (24 vs. Detroit in 1985)...Has 2nd-most tackles with one organization in NFL history (Ray Lewis)...Participated in 202 games and 12 playoff games...Elected to the Pro Bowl in 1987 and '88...Ed Block Memorial Courage Award winner in 1987...Drafted in the 9th round from Illinois in 1977...Named to Illinois' All-Century Team in 1990, joining Hall of Famers Dick Butkus and Ray Nitschke as the linebackers on that squad...Born August 27, 1954, in Evansville, IN...Inducted into the Vikings Ring of Honor on November 29, 2009.



CHRIS DOLEMAN

Defensive End...6' 5" 262 lbs...Illinois...15 seasons: Minnesota Vikings (1985-93, '99), Atlanta Falcons (1994-95), San Francisco 49ers (1996-98)...Ranks 4th in NFL history with 150.5 career sacks...Selected to 8 Pro Bowls, 6 with the Vikings (1987-90, '92-93) and 1 each with Atlanta and San Francisco...Named to NFL's Team of the Decade for 1990s...Led NFL with 21.0 sacks in 1989, tied for the 4th-most in NFL history in a single season and 2nd in Vikings history...Originally selected with #4 overall pick in 1985 Draft by Vikings... Played and started 17 career playoff games...Born October 16, 1961, in Indianapolis, IN...Inducted into the Vikings Ring of Honor on November 14, 2011.



MATT BLAIR

Linebacker...6' 5" 232 lbs...Iowa State...12 seasons: Minnesota Vikings (1974-85)...Played in 160 career games (130 starts) for the Vikings and still ranks 2nd in team history with 1,452 career tackles... Was a part of Vikings playoff teams in six of his opening seven seasons with the team and played on the Vikings Super Bowl IX and XI teams...Named to 6 straight Pro Bowls from 1977-82 and was selected All-Pro in 1982...Holds the Vikings record with 20 blocked kicks, notching two blocks in a single game three different times...His 23.0 sacks and 16 interceptions also rank as the most by a Vikings Linebacker...Only Scott Studwell and Roy Winston played more games as a linebacker than Blair...Originally a 2nd round draft pick (#51) in 1974... Born September 20, 1950 in Hilo, Hawaii...Inducted into the Vikings Ring of Honor on October 25, 2012.



JOEY BROWNER

Safety...6' 2" 221 lbs...Southern California...10 seasons: Minnesota Vikings (1983-91), Tampa Bay Buccaneers (1992)...Played in 138 games as a Viking, the 2nd-most by a DB...His 37 career interceptions are 4th in team history...Posted 1,098 career combined defensive and special teams stops (987 defensive, 111 special teams)...His 9.5 career sacks are the most by a Vikings DB, his 18 career forced fumbles leads all Vikings DBs, his total tackles are 5th by a Viking and #1 by a Vikings DB...Went to 6 straight Pro Bowls from 1985-90...3-time AP All-Pro honoree, Browner was named to the NFL's Team of the Decade for the 1980s...Member of the 50 Greatest Vikings team...Named to All-Metrodome Team in 2013...Led the team in tackles in 1986 and '87 and was a key element to the Vikings ranking #1 in NFL total defense in 1988 and '89... Originally drafted in 1983, Browner was the 19th selection of the 1st round. He was the 1st Vikings DB to be drafted in the 1st round...Inducted in the Vikings Ring of Honor on October 27, 2013

MINNESOTA VIKINGS RING OF HONOR



Fran Tarkenton
1958



Alan Page
1958



Jim Finks
1958



Bud Grant
1958



Paul Krause
1958



Fred Zamberletti
1958



Jim Marshall
1959



Ron Vary
2001



Korey Stringer
2001



Mick Tinglehoff
2001



Carl Eller
2002



Cris Carter
2003



Bill Brown
2004



Jerry Burns
2005



Randall McDaniel
2006



Chuck Foreman
2007



John Randle
2008



Scott Studwell
2009



Chris Doleman
2011



Matt Blair
2012



Joey Browner
2013

VIKINGS RETIRED JERSEY NUMBERS

#10 - QB Fran Tarkenton- Retired October 7, 1979

#88 - DT Alan Page- Retired September 25, 1988

#70 - DE Jim Marshall- Retired November 28, 1999

#77 - T Korey Stringer- Retired November 19, 2001

#53 - C Mick Tinglehoff- Retired November 25, 2001

#80 - WR Cris Carter- Retired September 14, 2003



Fran Tarkenton



Alan Page



Jim Marshall



Korey Stringer



Mick Tinglehoff



Cris Carter

KOREY STRINGER GOOD GUY AWARD

In 2001 the Twin Cities chapter of the Pro Football Writers of America awarded the first Korey Stringer Good Guy Award in honor of the late Vikings lineman. The award is voted on annually by members of the Twin Cities media and presented to the Vikings player who is the most cooperative and has the best attitude with the media.

2001 **Byron Chamberlain**
2002 **Matt Birk**
2003 **Daunte Culpepper**
2004 **Daunte Culpepper**
2005 **Koren Robinson**

2006 **Antoine Winfield**
2007 **Ben Leber**
2008 **Bobby Wade**
2009 **Visanthe Shiancoe**
2010 **Ben Leber**

2011 **Percy Harvin**
2012 **Chad Greenway**
2013 **Kevin Williams**



KICKOFF
EXECUTIVES
STAFF
COACHES
PLAYERS
ROOKIES
2013 SEASON
RECORDS
PLAYOFF RECORDS
HISTORY
EXTRA POINTS

VIKINGS ALL-TIME NFC PLAYERS OF THE WEEK

YEAR	PLAYER	HONOR	OPPONENT	PERFORMANCE
1984	Jan Stenerud, K	Off.	@ Detroit, 9/23	5/5 FGs, 2/2 PAT, 17 pts
1985	Rufus Bess, CB	Def.	vs. San Francisco, 9/8	10 tackles, 3 FF, FR, INT
1986	Tommy Kramer, QB	Off.	vs. Green Bay, 9/28	16-of-25, 241 yds, 6 TD
1986	Gerald Robinson, DE	Def.	vs. Chicago, 10/19	6 tackles, 2.5 sacks
1986	Wade Wilson, QB	Off.	vs. New Orleans, 10/20	24-of-39, 361 yds, 3 TD
1987	Wade Wilson, QB	Off.	@ LA Rams, 9/20	17-of-38, 285 yds, 3 TD
1987	Chris Doleman, DE	Def.	vs. LA Raiders, 11/8	3 tackles, 2 sacks, 2 FF, PD
1988	Wade Wilson, QB	Off.	@ Tampa Bay, 10/23	22-of-30, 335 yds, 3 TD
1988	Carl Lee, CB/ Jesse Solomon, LB	Def.	vs. New Orleans, 12/4	3 tackles, INT (TD), 5 PD
1989	Keith Millard, DT	Def.	vs. New Orleans, 12/4	5 tackles, sack, INT (TD), PD
1989	Mike Merriweather, LB	Def.	vs. Detroit, 10/8	7 tackles, 3 sacks, INT, PD
1989	Rich Karlis, K	Off.	@ Detroit, 10/22	6 tackles, 2 sacks, INT, FF, FR 7/7 FGs, 21 pts
1989	Chris Doleman, DE	Def.	vs. LA Rams, 11/5	5 tackles, 4 sacks, 2 FF, PD
1989	Chris Doleman, DE	Def.	vs. Cincinnati, 12/25	5 tackles, 3.5 sacks, FR
1990	Al Noga, DE	Def.	vs. Green Bay, 12/2	3 tackles, sack, FF, FR (TD)
1991	Anthony Carter, WR	Off.	vs. San Francisco, 9/15	3 rec, 71 yds, 2TD, 46t lg
1991	Chris Doleman, DE	Def.	vs. Phoenix, 10/13	8 tackles, 2 sacks, 2 FF, FR
1991	Terry Allen, RB	Off.	vs. Tampa Bay, 11/3	14 att, 127 yds, 2 TD, 55t lg
1992	Chris Doleman, DE	Def.	@ Green Bay, 9/6	7 tackles, 2 sacks, 3 FF, FR
1992	Rich Gannon, QB	Off.	@ Cincinnati, 9/27	25-of-32, 318 yds, 4 TD
1992	Jack Del Rio, LB	Def.	@ Chicago, 11/2	7 tackles, 2 INT (83t), 2 PD, FF
1992	Mike Merriweather, LB	Def.	@ Tampa Bay, 11/8	12 tackles
1992	Audray McMillian, CB	Def.	vs. Cleveland, 11/22	5 tackles, 3 INT (25t), 3 PD
1992	Vencie Glenn, S	Def.	vs. Green Bay, 12/27	2 tackles, 3 INT, 3 PD
1993	John Randle, DT	Def.	@ Chicago, 10/25	7 tackles, 3.5 sacks
1994	Warren Moon, QB	Off.	vs. Miami, 9/25	26-of-37, 326 yds, 3 TD, 44 lg
1994	Fuad Revezil, K	S.T.	@ Tampa Bay, 10/30	5/5 FG, 3/3 PAT, 48 lg, 18 pts
1994	Warren Moon, QB	Off.	vs. New Orleans, 11/6	33-of-57, 420 yds, 3 TD, 59 lg
1994	Cris Carter, WR	Off.	vs. Chicago, 12/1	9 rec, 124 yds, 2TD (65t in OT)
1994	Jack Del Rio, LB	Def.	@ Buffalo, 12/10	5 tackles, sack, INT
1994	John Randle, DT	Def.	vs. San Francisco, 12/26	2 tackles, 2 sacks, FF, FR
1995	Fuad Revezil, K	S.T.	vs. Detroit, 9/10	2/2 FG, 2/2 PAT, 8 pts
1995	Orlando Thomas, S	Def.	@ Pittsburgh, 9/24	8 tackles, 2 INT (45t), 2 PD
1995	Jeff Brady, LB	Def.	vs. Green Bay, 11/5	6 tackles, sack, INT, 2 PD
1996	Jeff Brady, LB	Def.	vs. Detroit, 9/1	4 tackles, 2 INT, 3 PD
1996	Brad Johnson, QB	Off.	@ Atlanta, 9/8	15-of-26, 275 yds, 2 TD, 71 lg
1996	John Randle, DT	Def.	vs. Green Bay, 9/22	3 tackles, 2 sacks, 2 TD
1996	Brad Johnson, QB	Off.	vs. Arizona, 12/1	19-of-26, 238 yds, 4 TD
1996	Fernando Smith, DE	Def.	@ Detroit, 12/8	3 tackles, 2 sacks
1997	Eddie Murray, K	S.T.	@ Arizona, 10/5	2/2 FG, 2/2 PAT, 49 lg, 10 pts
1998	Gary Anderson, K	S.T.	vs. Detroit, 9/20	5/5 FG, 2/2 PAT, 42 lg, 17 pts
1998	Randall Cunningham, QB	Off.	@ Chicago, 9/27	16-of-25, 275 yds, 4 TD, 67t lg
1998	Randall Cunningham, QB	Off.	@ Green Bay, 10/5	20-of-32, 442 yds, 4 TD, 56t lg
1998	Robert Smith, RB	Off.	@ Detroit, 10/25	19 att, 134 yds, 1TD, 57t lg
1998	Mitch Berger, P	S.T.	vs. Cincinnati, 11/15	4 punts, 55.8 avg, 2 in20, 66 lg, 4 KO TB
1998	Mitch Berger, P	S.T.	vs. Green Bay, 11/22	3 punts, 54.3 avg, 1 in20, 56 lg, 5 KO TB
1998	Randy Moss, WR	Off.	vs. Green Bay, 11/22	8 rec, 153 yds, 1TD, 49t lg
1998	Randy Moss, WR	Off.	@ Dallas, 11/26	3 rec, 163 yds, 3 TD, 56t lg
1998	Randall Cunningham, QB	Off.	vs. Chicago, 12/6	21-of-31, 349 yds, 4 TD, 64 lg
1998	Gary Anderson, K	S.T.	@ Baltimore, 12/13	6/6 FG, 2/2 PAT, 46 lg, 20 pts
1999	John Randle, DT	Def.	vs. Tampa Bay, 10/3	4 tackles, 2 sacks, FF, FR, PD
1999	Jeff George, QB	Off.	vs. San Fran., 10/24	15-of-28, 250 yds, 3 TD, 80t lg
1999	Cris Carter, WR	Off.	@ Denver, 10/31	8 rec, 144 yds, 2 TD, 37t lg
1999	Randy Moss, WR	Off.	@ Chicago, 11/14	12 rec, 204 yds, 44lg
1999	Cris Carter, WR	Off.	vs. San Diego, 11/28	11 rec, 136 yds, 2 TD, 34t lg
1999	Mitch Berger, P	S.T.	vs. Green Bay, 12/20	6 punts, 46.8 avg, 2 in20, 57 lg, 2 TB
1999	Moe Williams, RB	S.T.	@ NY Giants, 12/26	1 KR, 85 yds, 85t lg
1999	John Randle, DT	Def.	vs. Detroit, 1/2/00	3 tackles, 2 sacks, FF
2000	Daunte Culpepper, QB	Off.	vs. Tampa Bay, 10/9	15-of-19, 231 yds, 2TD, 7 att, 35 yds, TD
2000	Gary Anderson, K	S.T.	vs. Buffalo, 10/22	3/3 FG, 2/2 PAT, 38 lg, 11pts
2000	Daunte Culpepper, QB	Off.	vs. Carolina, 11/19	22-of-29, 357 yds, 3TD, 53t lg
2000	Mitch Berger, P	S.T.	vs. Detroit, 11/30	5 punts, 49.2 avg, 60 lg, 1 in20, 1 KO TB
2001	Randy Moss, WR	Off.	vs. NY Giants, 11/19	10 rec, 171 yds, 3 TD, 57t lg
2001	Todd Bouman, QB	Off.	vs. Tennessee, 12/9	21-of-31, 348 yds, 4 TD, 73t lg, 131.5 PR
2002	Michael Bennett, RB	Off.	vs. Green Bay, 11/17	20 att, 130 yds, 62 lg
2002	Daunte Culpepper, QB	Off.	@ New Orleans, 12/15	26-of-36, 312 yds, 2 TD, 7att, 73 yds, 2 TD, 2pt. run
2002	Gary Anderson, K	S.T.	vs. Miami, 12/21	2/2 FG, 2/2 PAT, 53 lg, 8 pts
2003	Corey Chavous, S	Def.	@ Green Bay, 9/7	7 tackles, 2 INT, 2 PD
2003	Lance Johnstone, DE	Def.	vs. Denver, 10/19	3 tackles, 1.5 sacks, INT (TD), 2 PD
2003	Brian Williams, CB	Def.	vs. Detroit, 11/23	4 tackles, 3 INT (1 TD), 3 PD
2004	Daunte Culpepper, QB	Off.	vs. Dallas, 9/12	17-of-23, 242 yds, 5 TD, 63t lg, 147.1 PR
2004	Daunte Culpepper, QB	Off.	vs. Chicago, 9/26	19-of-30, 360 yds, 2 TD, 63 lg, 127.1 PR; 5 att, 13 yds, 1 TD
2004	Daunte Culpepper, QB	Off.	@ New Orleans, 10/17	26-of-37, 425 yds, 5 TD, 46 lg, 125.6 PR
2004	Kevin Williams, DT	Def.	vs. Jacksonville, 11/28	6 tackles, 1 sack, FR (TD)
2004	Daunte Culpepper, QB	Off.	@ Detroit, 12/19	25-of-35, 404 yds, 3 TD, 82t lg, 126.4 PR
2005	Daunte Culpepper, QB	Off.	vs. Green Bay, 10/23	23-of-31, 280 yds, 2 TD, 29 lg, 123.1 PR
2005	Darren Sharper, S	Def.	@ N.Y. Giants, 11/13	4 tackles, 3 INT, 5 PD, 1 TD
2006	Ryan Longwell, K	S.T.	vs. Carolina, 9/17	16-yard TD pass, 3/4 FG, 10 pts
2006	Cedric Griffin, CB	Def.	@ Detroit, 12/10	3 tackles, FF, FR, INT, PD

2007	Adrian Peterson, RB	Off.	@ Chicago, 10/14	20 att., 224 yds, 3 TD, 73t long
2007	Adrian Peterson, RB	Off.	vs. San Diego, 11/4	30 att., 296 yds, 3 TD, 64t long
2007	Dwight Smith, S	Def.	@ N.Y. Giants, 11/25	6 tackles, 2 INT (1 TD), 2 PD
2007	Aundrea Allison, WR	S.T.	vs. Detroit, 12/2	3 KR, 144 yds, 104t long, 1 TD
2008	Antoine Winfield, CB	Def.	at New Orleans, 10/6	8 tackles, 4 TFL, 1 sack, 1FF, 1 FR, returned blocked FG for TD
2008	Adrian Peterson, RB	Off.	vs. Green Bay, 11/9	30 att., 192 yds, 1 TD, 29t long
2008	Jared Allen, DE	Def.	vs. Chicago, 11/30	9 tackles, 2.5 sacks, 2 QB hurries
2008	Tarvaris Jackson, QB	Off.	at Arizona, 12/14	11-of-17, 163 yds, 4 TD, 0 INT, 135.5 rating
2008	Ryan Longwell, K	S.T.	vs. N.Y. Giants, 12/28	2-for-2 FG, 50-yd game-winner, 2-2 PAT
2009	Chad Greenway, LB	Def.	at Detroit, 9/20	4 tackles, 2 INT, 1 FR
2009	Percy Harvin, WR/KR	S.T.	vs. San Francisco, 9/27	4 KOR, 180 yards, 101-yard TD
2009	Brett Favre, QB	Off.	vs. Green Bay, 10/5	24-of-31, 271 yards, 3 TD, 0 INT, 135.3 rating
2009	Brett Favre, QB	Off.	at Green Bay, 11/1	17-of-28, 244 yards, 4 TD, 0 INT, 128.6 rating
2009	Sidney Rice, WR	Off.	vs. Detroit, 11/15	7 rec., 201 yards, 28.7 avg., 56 lng
2009	Brett Favre, QB	Off.	vs. N.Y. Giants, 1/3/10	25-of-31, 316 yards, 4 TD, 0 INT, 148.7 rating
2010	Adrian Peterson, RB	Off.	vs. Detroit, 9/26	23 att., 160 yards, 2 TD, 80t lng
2010	Percy Harvin, WR/KR	S.T.	vs. Dallas, 10/17	3 ret., 134 yards, 1 TD, 44.7 avg., 95t lng
2010	Chris Kluwe, P	S.T.	vs. Arizona, 11/7	4 punts, 191 yards, 47.8 avg., 56 lng, 4 Inside 20
2010	Antoine Winfield, DB	Def.	@ Philadelphia, 12/28	9 tkls., 2 sacks, 1 TFL, 1 FF, 1 FR, returned FF/FR for TD
2011	Adrian Peterson, RB	Off.	vs. Arizona, 10/9/11	29 att., 122 yards, 3 TD, 24t lng
2011	Blair Walsh, K	S.T.	vs. Jacksonville, 9/9/12	4-of-4 FGs, OT forcing 55-yard FG, GW 38-yard FG in OT
2012	Adrian Peterson, RB	Off.	vs. Arizona, 10/21/12	23 att., 153 yards, 1 TD, 27 lng
2012	Adrian Peterson, RB	Off.	vs. Chicago, 12/9/12	31 att., 154 yards, 2 TD, 51 lng
2012	Blair Walsh, K	S.T.	at St. Louis, 12/16/12	5-of-5 FGs, Tied NFL record with 3 50+ yard FGs (50,53,51)
2012	Blair Walsh, K	S.T.	vs. Green Bay, 12/30/12	3-of-3 FGs, GW 29-yard FG to clinch a playoff berth
2013	Cordarrelle Patterson, WR/KR	S.T.	vs. Green Bay, 10/27/13	NFL record 109-yard KOR TD, 5 KOR, 228 yards, 1 TD
2013	Blair Walsh, K	S.T.	vs. Green Bay, 11/24/13	4-of-4 FGs, Game tying 35-yard FG in OT

VIKINGS ALL-TIME NFC PLAYERS OF THE MONTH

YEAR	PLAYER	HONOR	MONTH
1986	Doug Martin, DE	Defense	September
1989	Keith Millard, DT	Defense	October
1992	Chris Doleman, DE	Defense	December
1993	Chris Doleman, DE	Defense	Dec./Jan.
1994	Jack Del Rio, LB	Defense	September
1994	Anthony Parker, CB	Defense	October
1994	John Randle, DT	Defense	December
1994	Fuad Reveiz, K	Special Teams	December
1995	Warren Moon, QB	Offense	November
1996	John Randle, DT	Defense	September
1997	Jake Reed, WR	Offense	September
1997	John Randle, DT	Defense	October
1998	Randall Cunningham, QB	Offense	October
1998	Mitch Berger, P	Special Teams	November
1998	John Randle, DT	Defense	December
1999	Mitch Berger, P	Special Teams	September
1999	Cris Carter, WR	Offense	November
1999	John Randle, DT	Defense	December
2000	Robert Smith, RB	Offense	November
2000	Mitch Berger, P	Special Teams	December
2003	Daunte Culpepper, QB	Offense	September
2004	Daunte Culpepper, QB	Offense	October
2005	Chris Kluwe, P	Special Teams	September
2005	Darren Sharper, S	Defense	November
2009	Brett Favre, QB	Offense	November
2011	Jared Allen, DE	Defense	October
2012	Percy Harvin, KR	Special Teams	September
2012	Adrian Peterson, RB	Offense	December
2012	Blair Walsh, K	Special Teams	December
2013	Cordarrelle Patterson, WR/KR	Special Teams	September

VIKINGS ALL-TIME NFL ROOKIES OF THE MONTH

YEAR	PLAYER	HONOR	MONTH
1997	Dwayne Rudd, LB	Defense	December
1998	Randy Moss, WR	Offense	November
2003	Kevin Williams, DT	Defense	December
2007	Adrian Peterson, RB	Offense	September
2007	Adrian Peterson, RB	Offense	October
2009	Percy Harvin, WR	Offense	November
2013	Cordarrelle Patterson, WR	Offense	December

VIKINGS ALL-TIME NFL PLAYOFF PLAYERS OF THE WEEK

YEAR	PLAYER	HONOR	ROUND	OPPONENT/PERFORMANCE
1997	Eddie Murray, K	Special Teams	Wild Card	@ NY Giants; 3-3 FG, 2-2 XP, 11 points
1998	Robert Griffith, S	Defense	Divisional	vs. Arizona; 6 tackles, 2 interceptions
1999	Robert Smith, RB	Offense	Wild Card	vs. Dallas; 28 att., 140 yds., 3 rec., 58 yds, 1 TD
2000	Daunte Culpepper, QB	Offense	Divisional	vs. New Orleans; 17-31-302 yds., 3 TDs
2004	Antoine Winfield, CB	Defense	Wild Card	@ Green Bay; 13 tackles, 1 INT, 1 PD


VIKINGS ALL-TIME HONORS

NFL MVP

- 1971-Alan Page, DT (AP)
- 1975-Fran Tarkenton, QB (AP, NEA, PF, TSN, Maxwell Club)
- 1998-Randall Cunningham, QB (Miller Lite, Maxwell Club)
- 2008-Adrian Peterson, RB (Maxwell Club)
- 2012-Adrian Peterson, RB (AP, Maxwell Club, PF, PF/WA)

ALL-PRO

- 1963-Tommy Mason, HB (AP, UPI, NEA)
- 1964-Mick Tingelhoff, C (AP, UPI)
- 1965-Mick Tingelhoff, C (AP, UPI, NEA)
- 1966-Mick Tingelhoff, C (AP, UPI, NEA)
- 1967-Mick Tingelhoff, C (UPI)
- 1968-Mick Tingelhoff, C (AP, UPI, NEA); Carl Eller, DE (AP, UPI, NEA)
- 1969-Mick Tingelhoff, C (AP, UPI, NEA); Carl Eller, DE (AP, UPI, NEA); Alan Page, DT (UPI)
- 1970-Alan Page, DT (AP, NEA, PF, WA); Carl Eller, DE (AP, NEA, PF, WA); Mick Tingelhoff, C (PF, WA)
- 1971-Alan Page, DT (AP, NEA, PF, WA); Carl Eller, DE (AP, NEA, PF, WA); Ron Yary, T (AP, NEA, PF, WA); Paul Krause, DB (NEA)
- 1972-Ron Yary, T (AP)
- 1973-Carl Eller, DE (PF, WA, AP, NEA); John Gilliam, WR (NEA); Alan Page, DT (AP, PF, WA); Fran Tarkenton, QB (NEA); Ron Yary, T (AP, PF, WA, NEA)
- 1974-Alan Page, DT (PF, WA, NEA, AP, PF, WA); Ed White, G (NEA); Ron Yary, T (PF, WA, NEA, AP, PF, WA)
- 1975-Chuck Foreman, RB (AP, NEA, PF, WA); Paul Krause, S (AP, PF, WA); Alan Page, DT (AP, PF, WA); Fran Tarkenton, QB (AP, NEA, PF, WA); Ed White, G (NEA); Ron Yary, T (AP, NEA, PF, WA)
- 1976-Ron Yary, T (AP, NEA, PF, WA); Chuck Foreman, RB (NEA)
- 1980-Matt Blair, LB (AP)
- 1982-Doug Martin, DE (PF, WA)
- 1987-Joey Browner, S (AP, NEA, PF, WA); Gary Zimmerman, T (AP, NEA, PF, WA); Chris Doleman, DE (NEA)
- 1988-Joey Browner, S (AP, PF, WA, PF, CP, FN, TSN, SI); Carl Lee, CB (AP, PF, WA, PF, CP, FN, TSN); Keith Millard, DT (AP, PF, WA, CP, FN, TSN); Gary Zimmerman, T (AP, PF, CP, FN)
- 1989-Chris Doleman, DE (AP, CP, FN, TSN, PF, WA); Keith Millard, DT (AP, TSN, SI, PF, WA); Joey Browner, S (CP, FN); Randall McDaniel, G (CP, FN)
- 1990-Joey Browner, S (AP, CP, FN, TSN, PF, PF, WF, DE, NEA); Randall McDaniel, G (AP, CP, FN); Chris Doleman, DE (SI)
- 1991-Randall McDaniel, G (AP, NEA, TSN, PF, WF)
- 1992-Chris Doleman, DE (AP, DE, FN, PF, TSN, UPI); Randall McDaniel, G (AP, CP, FN, DE, FN, PF, NEA, TSN); Audrey McMillian, CB (AP, CP, FN, DE, PF, UPI); Gary Zimmerman, T (FN, NEA, UPI); Todd Scott, S (FD, FN, UPI); Harry Newsome, P (FN)
- 1993-Randall McDaniel, G (AP, CP, FN, PF, TSN, SI); John Randle, DT (AP, PF, WF)
- 1994-Cris Carter, WR (AP, PF, WF, PF, WA, CP, FN, FD, TSN, SI, USA); Randall McDaniel, G (AP, PF, PF, WA, CP, FN, FD, TSN, USA); John Randle, DT (AP, PF, PF, WA, CP, FN, FD, TSN, USA); Foad Revez, K (PF, PF, WA, FD, SI)
- 1995-Randall McDaniel, G (AP, CP, FN, PF, PF, WA); John Randle, DT (AP, CP, FN, PF, PF, WA, TSN, USA); Cris Carter, WR (SI); Randall McDaniel, G (AP, CP, FN, FD, PF, WA, PF, TSN, USA); John Randle, DT (AP, FD, PF, PF, WA, TSN, USA)
- 1997-Cris Carter, WR (USA); Randall McDaniel, G (TSN, USA); John Randle, DT (AP, PF, CP, FN, TSN); Todd Stuessie, T (FD)
- 1998-Gary Anderson, K (AP, SI, PF, CP, FN, TSN, FD, USA); Jeff Christy, C (SI); Randall Cunningham, QB (AP, SI, PF, WF, CP, FN); Robert Griffith, S (TSN, CP, FN); Jimmy Hitchcock, CB (CP, FN); Randall McDaniel, G (AP, SI, PF, CP, FN, TSN, FD, USA); Randy Moss, WR (AP, SI, PF, CP, FN, TSN, FD, USA); John Randle, DT (AP, PF, CP, FN, TSN, FD, USA); Todd Stuessie, T (SI)
- 1999-Mitch Berger, P (PF, CP, FN, TSN); Cris Carter, WR (AP, FD, PF, SI); Jeff Christy, C (PF, WA); Randall McDaniel, G (USA); Randy Moss, WR (USA); John Randle, DT (USA)
- 2000-Daunte Culpepper, QB (USA); Randy Moss, WR (AP, SI, PF, CP, FN, TSN, FD, USA)



Steve Hutchinson

- 2003-Matt Birk, C (TSN); Randy Moss, WR (AP, FD, PF, WF)
- 2004-Kevin Williams, DT (AP, PF, TSN)
- 2005-Darren Sharper, S (PF, SI, TSN)
- 2006-Steve Hutchinson, G (PF, TSN), Kevin Williams, DT (AP, PF, TSN)
- 2007-Steve Hutchinson, G (AP, PF, TSN), Adrian Peterson, RB (TSN), Kevin Williams, DT (AP, PF, TSN)
- 2008-Jared Allen, DE (AP), Steve Hutchinson, G (AP, TSN, PF, WF), Adrian Peterson RB (AP, TSN, PF, WF), Kevin Williams DT (AP)
- 2009-Jared Allen, DE (AP, PF, WF), Steve Hutchinson G (AP, PF, WF), Adrian Peterson RB (AP, PF, WF), Kevin Williams DT (AP, PF, WF)
- 2011-Jared Allen, DE (AP, PF, PF, WA, TSN)
- 2012-Adrian Peterson, RB (AP, PF, PF, WA); Blair Walsh, K (AP, PF, PF, WA); John Sullivan (PF, PF, WA)
- 2013-Cordarrelle Patterson, KR (AP, PF, PF, WA) Adrian Peterson, RB (AP)

ALL-NFC

- 1970-Mick Tingelhoff, C (AP); Carl Eller, DE (AP, UPI); Alan Page, DT (AP, UPI); Paul Krause, S (UPI)
- 1971-Carl Eller, DE (AP, UPI, TSN); Alan Page, DT (AP, UPI, TSN); Ron Yary, T (AP, UPI, TSN); Bob Grim, WR (UPI, TSN); Paul Krause, DB (UPI, TSN)
- 1972-Carl Eller, DE (TSN, AP); Paul Krause, DB (UPI, AP, TSN); Alan Page, DT (UPI, AP, TSN); Fran Tarkenton, QB (UPI, TSN); Ron Yary, T (UPI, AP, TSN)
- 1973-Carl Eller, DE (PF, WA, AP, UPI, TSN); John Gilliam, WR (UPI, TSN); Paul Krause, S (UPI, TSN, AP, PF, WA); Alan Page, DT (PF, WA, AP, UPI, TSN); Ron Yary, T (AP, PF, WA, TSN, UPI); Bobby Bryant, DB (PF, WA)
- 1974-Chuck Foreman, RB (AP, UPI, TSN, PF, WF); Alan Page, DT (AP, UPI, TSN, PF, WF); Nate Wright, DB (PF, WF); Ron Yary, T (AP, UPI, TSN, PF, WF)
- 1975-Carl Eller, DE (AP, UPI); Chuck Foreman, RB (AP, UPI); Paul Krause, S (AP, UPI); Alan Page, DT (AP, UPI); Fran Tarkenton, QB (AP, UPI); Ed White, G (AP, UPI); Ron Yary, T (AP, UPI)
- 1976-Sammy White, WR (UPI); Ron Yary, T (AP, UPI); Ed White, G (UPI); Fran Tarkenton, QB (UPI); Chuck Foreman, RB (AP, UPI); Alan Page, DT (AP, UPI)
- 1977-Matt Blair, LB (TSN); Chuck Foreman, RB (PF, TSN); Alan Page, DT (UPI); Sammy White, WR (PF, WF); Ron Yary, T (UPI, PF, TSN)
- 1978-Matt Blair, LB (UPI, PF, WF); Sammy White, WR (UPI)
- 1979-Ahmad Rashad, WR (UPI, PF, SN); Matt Blair, LB (PF, WF)
- 1980-Matt Blair, LB (UPI); Ahmad Rashad, WR (UPI, PF, SN)
- 1981-Joe Senser, TE (UPI)
- 1982-Doug Martin, DE (UPI, PF, WF)
- 1986-Tommy Kramer, QB (UPI)
- 1987-Joey Browner, S (UPI, PF, FN); Chris Doleman, DE (UPI, PF, FN); Gary Zimmerman, T (UPI, PF, FN); Steve Jordan, TE (UPI); Anthony Carter, WR (FN)

- 1988-Joey Browner, S (UPI); Carl Lee, CB (UPI); Gary Zimmerman, T (UPI)
- 1989-Chris Doleman, DE (UPI, PF, WF); Keith Millard, DT (UPI, PF, WF); Randall McDaniel, G (PF, WF); Joey Browner, S (UPI, FN)
- 1990-Joey Browner, S (UPI, FN); Randall McDaniel, G (UPI); Carl Lee, CB (FN); Henry Thomas, DT (FN)
- 1993-Randall McDaniel, G (UPI, FN); John Randle, DT (UPI, FN); Chris Doleman, DE (UPI)
- 1994-Cris Carter, WR (FN, UPI); Randall McDaniel, G (FN, UPI); John Randle, DT (FN, UPI); Foad Revez, K (FN, UPI); Jack Del Rio, LB (FN)
- 1995-Randall McDaniel, G (FN, UPI), David Palmer, PR (FN), John Randle, DT (FN, UPI)
- 1996-Randall McDaniel, G (UPI, FN); John Randle, DT (UPI)
- 1997-Cris Carter, WR (FN); Randall McDaniel, G (PF, FN); David Palmer, PR (PF, FN); John Randle, DT (PF, FN, USA); Todd Stuessie, T (PF, FN)
- 1998-Gary Anderson, K (FN, PF, WF); Jeff Christy, C (FN, PF, WF); Randall Cunningham, QB (FN, PF, WF); Randall McDaniel, G (FN, PF, WF); Randy Moss, WR (FN, PF, WF); John Randle, DT (FN, PF, WF); Dwayne Rudd, LB (UPI); Todd Stuessie, T (PF, WF)
- 1999-Mitch Berger, P (PF, WF); Cris Carter, WR (PF, WF); Jeff Christy, C (PF, WF)
- 2000-Matt Birk, C (PF, FN); Daunte Culpepper, QB (PF, FN); Randy Moss, WR (CP, FN, WF); Robert Smith, RB (PF, FN)
- 2002-Randy Moss, WR (PF, WF)
- 2003-Matt Birk, C (PF, WF); Randy Moss, WR (PF, WF)
- 2004-Daunte Culpepper, QB (PF, WF); Kevin Williams, DT (PF, WF)
- 2005-Koren Robinson, KR (PF, WF); Darren Sharper, S (PF, WF)
- 2006-Steve Hutchinson, G (PF, WF), Pat Williams, DT (PF, WF)
- 2007-Matt Birk, C (PF, WF), Steve Hutchinson, G (PF, WF), Adrian Peterson, RB (PF, WF), Darren Sharper, S (PF, WF), Kevin Williams, DT (PF, WF), Pat Williams, DT (PF, WF)
- 2008-Steve Hutchinson, G (PF, WF), Adrian Peterson, RB (PF, WF), Kevin Williams, DT (PF, WF), Antoine Winfield, CB (PF, WF)
- 2009-Adrian Peterson, RB (PF, WF)
- 2010-Adrian Peterson, RB (PF, WF)
- 2011-Jared Allen, DE (PF, WF)

NFL COACH OF THE YEAR

- 1969-Bud Grant (PF, WF, TSN)
- 1992-Dennis Green (Washington Touchdown Club)
- 1998-Dennis Green (SI, Maxwell Club)

NFC COACH OF THE YEAR

- 1992-Dennis Green, (UPI, CP, FN)

BERT BELL AWARD (PLAYER OF THE YEAR)

- 1975-Fran Tarkenton, QB
- 1998-Randall Cunningham, QB
- 2008-Adrian Peterson, RB
- 2012-Adrian Peterson, RB

NFL OFFENSIVE PLAYER OF THE YEAR

- 1975-Fran Tarkenton, QB (PF, WF)
- 1998-Randall Cunningham, QB (CP, WF)
- 2012-Adrian Peterson, RB (AP, PF, PF, WA, 101 Awards)

NFL DEFENSIVE PLAYER OF THE YEAR

- 1971-Alan Page, DT (PF, WF)
- 1973-Alan Page, DT (PF, WF)
- 1989-Keith Millard, DT (AP, PF, WF)
- 2011-Jared Allen, DE (101 Awards)

NFC PLAYER OF THE YEAR

- 1974-Chuck Foreman (TSN)
- 1975-Fran Tarkenton (TSN)
- 1998-Randall Cunningham, QB (FN)

NFC DEFENSIVE PLAYER OF THE YEAR

- 1992-Chris Doleman, DE (UPI)
- 2011-Jared Allen, DE (TSN)

NFL LINEMAN OF THE YEAR

- 1973-Alan Page, DT (PF, WA)

NFL COMEBACK PLAYER OF THE YEAR

- 1986-Tommy Kramer, QB (PF, WF)
- 2012-Adrian Peterson, RB (PF, PF, WA)

NFL ROOKIE OF THE YEAR

- 1963-Paul Flatley, WR (AP, UPI, NEA, TSN)
- 1973-Chuck Foreman, RB (AP, PFWA)
- 1976-Sammy White, WR (AP, PFWA)
- 1998-Randy Moss, WR (TSN, FN, PFW, SI)
- 2007-Adrian Peterson, RB (TSN, PFW, SI)
- 2009-Percy Harvin, WR/KR (Pepsi)

NFL OFFENSIVE ROOKIE OF THE YEAR

- 1973-Chuck Foreman, RB, (PFW)
- 1976-Sammy White, WR, (PFW, PD)
- 1998-Randy Moss, WR (AP, FD, CPFW)
- 2007-Adrian Peterson, RB (AP, PFW)
- 2009-Percy Harvin, WR/KR (AP, PFW)

NFL DEFENSIVE ROOKIE OF THE YEAR

- 1994-Dewayne Washington, CB (PFW)

WALTER PAYTON AWARD-NFL MAN OF THE YEAR

- 1999-Cris Carter
- 2010-Madieu Williams

NFL ALUMNI PLAYERS OF THE YEAR

- 1988-Anthony Carter (WR), Joey Browner (DB)
- 1992-Randall McDaniel (DL)
- 1994-Cris Carter (WR)
- 1998-Gary Anderson (ST), Randall Cunningham (QB), Randy Moss (WR), John Randle (DL)
- 2000-Cris Carter (WR), Daunte Culpepper (QB)
- 2006-Steve Hutchinson (OL)
- 2008-Adrian Peterson (RB)
- 2009-Steve Hutchinson (DL), Jared Allen (DL)

NFL ALUMNI CAREER ACHIEVEMENT AWARD

- 1995-Alan Page

NFC ROOKIE OF THE YEAR

- 1973-Chuck Foreman, RB (Wheaties, TSN)
- 1976-Sammy White, WR (UPI, TSN, NEA)
- 1998-Randy Moss, WR (PFWA)

NFC OFFENSIVE ROOKIE OF THE YEAR

- 1998-Randy Moss, WR (PFWA)

1,000 YARD CLUB

- (For the outstanding blocker in the NFL)
- 1969-Mick Tingelhoff, C
- 1975-Ron Vary, T

GOLDEN TOE AWARD

- 1994-Fuad Revez
- 1998-Gary Anderson
- 2012-Blair Walsh

PRO BOWL PLAYERS

- 1961-Hugh McElhenry, HB; Jerry Reichow, E
- 1962-Tommy Mason, HB
- 1963-Tommy Mason, HB; Grady Alderman, T; Rip Hawkins, LB
- 1964-Tommy Mason, HB; Grady Alderman, T; Mick Tingelhoff, C; Fran Tarkenton, QB, Bill Brown, RB
- 1965-Grady Alderman, T; Bill Brown, FB; Fran Tarkenton, QB; Mick Tingelhoff, C
- 1966-Paul Flatley, E; Grady Alderman, T; Milt Sunde, G; Mick Tingelhoff, C
- 1967-Mick Tingelhoff, C; Grady Alderman, T; Bill Brown, FB
- 1968-Mick Tingelhoff, C; Bill Brown, FB; Carl Eller, DE; Jim Marshall, DE; Alan Page, DT
- 1969-Carl Eller, DE; Joe Kapp, QB; Paul Krause, S; Gary Larsen, DT; Jim Marshall, DE; Alan



John Gilliam

- Page, DT; Gene Washington, WR; Mick Tingelhoff, C
- 1970-Fred Cox, K; Carl Eller, DE; Karl Kasulke, S; Gary Larsen, DT; Dave Osborn, HB; Alan Page, DT; Gene Washington, WR
- 1971-Carl Eller, DE; Alan Page, DT; Paul Krause, DB; Ron Vary, T; Bob Grim, WR
- 1972-John Gilliam, WR; Paul Krause, DB; Alan Page, DT; Ron Vary, T
- 1973-Chuck Foreman, RB; John Gilliam, WR; Paul Krause, S; Alan Page, DT; Jeff Siemon, LB; Ron Vary, T; Carl Eller, DE
- 1974-Carl Eller, DE; Chuck Foreman, RB; John Gilliam, WR; Paul Krause, S; Alan Page, DT; Fran Tarkenton, QB; Ron Vary, T
- 1975-Bobby Bryant, DB; Chuck Foreman, RB; John Gilliam, WR; Paul Krause, S; Alan Page, DT; Jeff Siemon, LB; Fran Tarkenton, QB; Ed White, G; Ron Vary, T
- 1976-Jeff Siemon, LB; Ed White, G; Ron Vary, T; Sammy White, WR; Chuck Foreman, RB; Fran Tarkenton, QB; Alan Page, DT
- 1977-Matt Blair, LB; Chuck Foreman, RB; Jeff Siemon, LB; Ed White, G; Sammy White, WR; Ron Vary, T
- 1978-Matt Blair, LB; Ahmad Rashad, WR
- 1979-Matt Blair, LB; Ahmad Rashad, WR
- 1980-Matt Blair, LB; Ahmad Rashad, WR
- 1981-Matt Blair, LB; Ahmad Rashad, WR; Joe Senser, TE
- 1982-Matt Blair, LB
- 1984-Jan Stenerud, K
- 1985-Joey Browner, special teams
- 1986-Tommy Kramer, QB; Joey Browner, S; Steve Jordan, TE
- 1987-Joey Browner, S; Chris Doleman, DE; Scott Studwell, LB; Anthony Carter, WR; Steve Jordan, TE; Gary Zimmerman, T
- 1988-Joey Browner, S; Chris Doleman, DE; Carl Lee, CB; Keith Millard, DT; Scott Studwell, LB; Anthony Carter, WR; Steve Jordan, TE; Wade Wilson, DE; Gary Zimmerman, T
- 1989-Joey Browner, S; Chris Doleman, DE; Carl

- Lee, CB; Keith Millard, DT; Steve Jordan, TE; Randall McDaniel, G; Gary Zimmerman, T
- 1990-Joey Browner, S; Chris Doleman, DE; Carl Lee, CB; Steve Jordan, TE; Randall McDaniel, G
- 1991-Steve Jordan, TE; Randall McDaniel, G; Henry Thomas, NT
- 1992-Chris Doleman, DE; Randall McDaniel, G; Audray McMillan, CB; Todd Scott, S; Henry Thomas, DT; Gary Zimmerman, T
- 1993-Cris Carter, WR; Chris Doleman, DE; Randall McDaniel, G; John Randle, DT
- 1994-Cris Carter, WR; Jack Del Rio, LB; Randall McDaniel, G; Warren Moon, QB; John Randle, DT; Fuad Revez, K
- 1995-Cris Carter, WR; Randall McDaniel, G; Warren Moon QB; John Randle, DT
- 1996-Cris Carter, WR; Randall McDaniel, G; John Randle, DT
- 1997-Cris Carter, WR; Randall McDaniel, G; John Randle, DT; Todd Steussie, T
- 1998-Gary Anderson, K; Cris Carter, WR; Jeff Christy, C; Randall Cunningham, QB; Ed McDaniel, LB; Randall McDaniel, G; Randy Moss, WR; John Randle, DT; Robert Smith, RB; Todd Steussie, T
- 1999-Mitch Berger, P; Cris Carter, WR; Jeff Christy, C; Randall McDaniel, G; Randy Moss, WR
- 2000-Matt Birk, C; Cris Carter, WR; Daunte Culpepper, QB; Robert Griffith, S; Randy Moss, WR; Robert Smith, RB; Corey Stringer, T
- 2001-Matt Birk, C; Byron Chamberlain, TE
- 2002-Michael Bennett, RB; Randy Moss, WR
- 2003-Matt Birk, C; Corey Chavous, S; Daunte Culpepper, QB; Randy Moss, WR
- 2004-Matt Birk, C; Daunte Culpepper, QB; Kevin Williams, DT
- 2005-Koren Robinson, KR; Darren Sharper, S
- 2006-Matt Birk, C; Steve Hutchinson, G; Kevin Williams, DT; Pat Williams, DT
- 2007-Matt Birk, C; Steve Hutchinson, G; Darren Peterson, RB; Tony Richardson, FB; Adrian Sharper, S; Kevin Williams, DT; Pat Williams, DT
- 2008-Jared Allen, DE; Steve Hutchinson, G; Adrian Peterson, RB; Kevin Williams, DT; Pat Williams, DT; Antoine Winfield, CB
- 2009-Jared Allen, DE; Heath Farwell, LB; Brett Favre, QB; Percy Harvin, WR/KR; Steve Hutchinson, G; Bryant McKinnie, T; Adrian Peterson, RB; Sidney Rice, WR; Kevin Williams, DT; Antoine Winfield, DB
- 2010-E.J. Henderson, LB; Adrian Peterson, RB; Kevin Williams, DT; Antoine Winfield, CB
- 2011-Jared Allen, DE; Chad Greenway, LB
- 2012-Jared Allen, DE; Jerod Felton, FB; Chad Greenway, LB; Matt Kalil, T; Adrian Peterson, RB; Kyle Rudolph, TE; Blair Walsh, K
- 2013-Cordarrelle Patterson, KR; Adrian Peterson, RB

Bold - Starter

- *Did not play
- AP-Associated Press; CPFN-College & Pro Football Newsweekly; FD-Football Digest; FN-Football News; NEA-Newspaper Enterprise Assoc.; PFW-Pro Football Weekly; PFWA-Pro Football Writers of America; SI-Sports Illustrated; TSN-The Sporting News; UPI-United Press International; USA-USA Today

VIKINGS PRO BOWL HONOREES

MOST PRO BOWL SEASONS

11	Randall McDaniel, G	1989-99
9	Alan Page, DT	1968-76
8	Cris Carter, WR	1993-00
7	Ron Vary, T	1971-77
6	Joey Browner, S	1985-90
6	Matt Blair, LB	1977-82
6	Chris Doleman, DE	1987-90, '92-93
6	Carl Eller, DE	1968-71, '73-74
6	Paul Krause, S	1969, '71-75
6	Steve Jordan, TE	1986-91
6	John Randle, DT	1993-98
6	Mick Tingelhoff, C	1964-69
6	Matt Birk, C	2000-01, '03-04, '06-07
6	Kevin Williams, DT	2004, '06-10
6	Adrian Peterson, RB	2007-10, '12-13

MOST PRO BOWL STARTS

11	Randall McDaniel, G	1989-99
7	Alan Page, DT	1968-71, '73-75
7	Ron Vary, T	1971-77
6	John Randle, DT	1993-98
5	Chris Doleman, DE	1987-90, '92

2011

COACH: LESLIE FRAZIER

RECORD: 3-13

9/11	L	17-24	at San Diego	66,716
9/18	L	20-24	vs. Tampa Bay	62,461
9/25	L	23-26	vs. Detroit	62,466
10/3	L	27-22	at Kansas City	72,931
10/9	W	34-10	vs. Arizona	62,479
10/16	L	10-39	at Chicago	62,322
10/23	L	27-33	vs. Green Bay	63,946
10/30	W	24-21	at Carolina	72,095
11/14	L	7-45	at Green Bay	70,519
11/20	L	21-27	at Oakland	62,748
11/27	L	14-24	at Atlanta	68,115
12/4	L	32-35	vs. Denver	62,939
12/11	L	28-34	at Detroit	63,988
12/18	L	20-42	vs. New Orleans	62,623
12/24	W	33-26	at Washington	63,370
1/1	L	13-17	vs. Chicago	62,867

USUAL STARTERS (GAMES STARTED)	
OFFENSE	
WR Michael Jenkins (7)	DEFENSE
LT Charlie Johnson (16)	DE Jared Allen (16)
LG Steve Hutchinson (14)	DT Kevin Williams (14)
C John Sullivan (15)	DT Remi Ayodele (13)
RG Anthony Herrera (12)	LB Erin Henderson (16)
RT Phil Loadholt (16)	LB E.J. Henderson (14)
TE Visanthe Shiancoe (14)	LB Chad Greenway (16)
TE Jim Kleinasser (11)	CB Asher Allen (9)
WR Devin Aromashodu (6)	CB Cedric Griffin (14)
WR Percy Harvin (14)	SS Jamarca Sanford (15)
QB Christian Ponder (10)	FS Husain Abdullah (9)
RB Adrian Peterson (12)	
BOLD/Purple = Pro Bowler	

Total First Downs	Minn.	Opp.
Rushing	297	332
Passing	118	92
Penalty	159	213
3rd Down: Made/Att	20	27
3rd Down Pct.	83/216	92/208
4th Down: Made/Att	38.4%	44.2%
4th Down Pct.	7/18	5/9
Possession Avg.	38.9%	55.6%
Total Net Yards	28:39	31:21
	5275	5731

Avg. Per Game	329.7	358.2
Total Plays	1007	1027
Avg. Per Play	5.2	5.6
Net Yards Rushing	2318	1712
Avg. Per Game	144.9	107.0
Total Rushes	448	439
Net Yards Passing	2957	4019
Avg. Per Game	184.8	251.2
Sacked/Yards Lost	49/298	50/342
Gross Yards	3255	4361
Attempts/Completions	510/286	538/367
Completion Pct.	56.1%	68.2%
Had Intercepted	17	8
Punts/Average	77/45.7	67/47.1
Net Punting Yards	38.0	41.1
Penalties/Yards	109/908	97/834
Fumbles/Ball Lost	20/9	26/15
Touchdowns	39	50
Rushing	18	10
Passing	20	34
Returns	1	6

Score by Periods	Q1	Q2	Q3	Q4	OT	PTS
VIKINGS	104	91	61	84	0	340
OPPONENTS	92	121	132	101	3	449

Scoring	TD	Ru	Pa	Rt	K-PAT	FG	2Pt	PTS
R.Longwell	0	0	0	0	38/39	22/28	0	104
A.Peterson	13	12	1	0	0/0	0/0	0	78
P.Harvin	9	2	6	1	0/0	0/0	1	54
T.Gerhart	4	1	3	0	0/0	0/0	0	24
K. Rudolph	3	0	3	0	0/0	0/0	0	18
M. Jenkins	3	0	3	0	0/0	0/0	0	18
V.Shiancoe	3	0	3	0	0/0	0/0	0	18
J. Webb	2	2	0	1	0/0	0/0	0	12
D. Aromashodu	1	0	1	0	0/0	0/0	0	6
D. McNabb	1	1	0	0	0/0	0/0	0	6
J. Allen	0	0	0	0	0/0	0/0	0	2
VIKINGS	33	16	14	3	30/31	17/18	1	281
OPPONENTS	42	10	25	7	42/42	18/23	0	348

Field Goals	1-19	20-29	30-39	40-49	50+
R.Longwell	0/0	7/7	7/8	6/10	2/3
VIKINGS	0/0	7/7	7/8	6/10	2/3
OPPONENTS	0/0	14/14	5/6	6/7	7/8

Longwell: (33G) (22G, 29G) (33G, 41G, 49G) (33G) (26G, 43N, 53G) (37G, 38N) (52G, 46G) (45N, 31G) (52N) (1) (1) (40G, 25G, 39G) (1) (44G, 49G) (36G, 495H, 23G) (26G, 48B, 25G)
Opponents: (40G) (36G) (28G, 50G, 40G, 32G) (40G, 24G, 51G, 54G, 22G) (51G) (51G, 26G, 22G) (39G, 45G, 24G, 58G) (31N) (25G) (29G, 26G, 49B) (37G) (46G, 23G) (30G, 26G) (50WVL) (26G, 53G, 25G, 47G) (27G)

Rushing	Att.	Yds.	Avg.	Long	TD
A.Peterson	208	970	4.7	54	12
T.Gerhart	109	531	4.9	67	1
P.Harvin	52	345	6.6	39	2
C.Ponder	28	219	7.8	28	0
J.Webb	22	154	7.0	65t	2
D.McNabb	14	59	4.2	23	1
L.Booker	13	52	4.0	25	0
C.Kluwe	2	-12	-6.0	0	0
TEAM	448	2318	5.2	67	18
OPPONENTS	439	1712	3.9	28	10

Receiving	No.	Yds	Avg	Long	TD
P.Harvin	87	967	11.1	52t	6
M.Jenkins	38	466	12.3	72	3
V.Shiancoe	36	409	11.4	37	3
D.Aromashodu	26	468	18.0	60	1
K.Rudolph	26	249	9.6	41	3
T.Gerhart	23	190	8.3	42	3
A.Peterson	18	139	7.7	22	1
G.Camarillo	9	121	13.4	23	0
L.Booker	8	82	10.3	15	0
B.Berrian	7	91	13.0	30	0
S.Burton	2	38	19.0	21	0
R.D'Imperio	2	7	3.5	6	0
E.Arceneaux	1	10	10.0	10	0
J.Webb	1	9	9.0	9	0
A.Reisner	1	5	5.0	5	0
J.Kleinsasser	1	4	4.0	4	0
TEAM	286	3255	11.4	72	20
OPPONENTS	367	4361	11.9	79t	34

Punting	No.	Yds	Avg	Net	TB	In	Lg	B
C.Kluwe	77	3517	45.7	38.0	3	22	60	0
TEAM	77	3517	45.7	38.0	3	22	60	0
OPPONENTS	67	3153	47.1	41.1	6	22	65	0

Punt Returns	Ret	FC	Yds	Avg	Long	TD
M.Sherels	33	20	277	8.4	53	0
TEAM	33	20	277	8.4	53	0
OPPONENTS	43	19	532	12.4	80t	1

Kickoff Returns	No.	Yds	Avg	Long	TD
L.Booker	19	450	23.7	68	0
P.Harvin	16	520	32.5	104	1
M.Sherels	16	445	27.8	78	0
E.Griffin	1	7	7.0	7	0
R.D'Imperio	1	6	6.0	6	0
TEAM	53	1428	26.9	104	1
OPPONENTS	57	1403	24.6	98t	1

Defensive Leaders:
Tackles - Greenway (174), E.J. Henderson (130), Sanford (118), E. Henderson (91), J. Allen (86).

Sacks - J. Allen (22.0), Robison (8.0), K. Williams (5.0), Griffin (4.0), E.J. Henderson (2.0), Greenway (2.0), E. Henderson (1.0), Sherels (1.0), Abdullah (1.0), Winfield (1.0), Ayodele (1.0).

Interceptions, TDs - Sanford (2.0), Abdullah (1.0), J. Allen (1.0), Winfield (1.0), A. Allen (1.0), Raymond (1.0), Griffin (1.0).

Fumbles Lost - Jenkins 2, Booker 2, Harvin 2, Ponder 2, Webb 1 **Total: 9**
Opponent Fumble Recoveries - J. Allen 4, Robison 2, J. Sanford 2, D'Imperio 2, Griffin 1, Gerhart 1, Raymond 1, Guion 1, C. Greenway 1 **Total: 15**

Passing	Att	Cmp	Yds	Cmp%	Yds/Att	TD	TD%	Int	Int%	Long	Sack	Lost	Rating
C.Ponder	291	158	1853	54.3%	6.4	13	4.5%	13	4.5%	72	30	164	70.1
D.McNabb	156	94	1026	60.3%	6.6	4	2.6%	2	1.3%	60	16	113	82.9
J.Webb	63	34	376	54.0%	6.0	3	4.8%	2	3.2%	36	3	21	74.5
TEAM	510	286	3255	56.1%	6.4	20	3.9%	17	3.3%	72	49	298	74.6
Opponents	538	367	4361	68.2%	8.1	34	6.3%	8	1.5%	79t	50	342	107.6

Table with 2 columns: Date and Score. Rows include games from 9/9 vs Jacksonville to 12/30 vs Green Bay.

Playoffs

1/5/13 L 10-24 at Green Bay 71,548

Total First Downs 306 345

Rushing 113 82, Passing 163 229, Penalty 30 34, 3rd Down Made/Att 78/210 95/230, 3rd Down Pct 37.1% 41.3%, 4th Down Made/Att 7/11 11/20, 4th Down Pct 63.6% 55.0%

Possession Avg 28:36 31:24, Total Net Yards 5385 5600

Avg. Per Game 336.6 350.0, Total Plays 1001 1083, Avg. Per Play 5.4 5.2

Net Yards Rushing 2634 1692, Avg. Per Game 164.6 105.8, Total Rushes 486 427

Net Yards Passing 2751 3908, Avg. Per Game 171.9 244.3, Sacked/Yards Lost 32/184 44/284

Gross Yards 2935 4192, Attempts/Completions 483/300 612/391, Completion Pct 62.1% 63.9%, Had Intercepted 12 10

Punts/Average 72/45.0 76/44.0, Net Punting Avg 39.7 40.0

Penalties/Yards 90/830 111/949, Fumbles/Ball Lost 21/11 23/12

Touchdowns 39 39

Rushing 16 10, Passing 18 28, Returns 5 1

Score by Periods Q1 Q2 Q3 Q4 OT PTS, VIKINGS 101 112 74 89 3 379, OPPONENTS 60 104 77 107 0 348

Scoring

Table with 8 columns: TD, Ru, Pa, Rt, K-PAT, FG, 2Pt, PTS. Rows include players like B. Walsh, A. Peterson, K. Rudolph, etc.

Field Goals

Table with 5 columns: 1-19, 20-29, 30-39, 40-49, 50+. Rows include B. Walsh, VIKINGS, OPPONENTS.

Walsh: (20G, 42G, 55G, 38G) (51G, 29G) (52G) (49G, 27G, 46WL) (42G, 36G, 26G) (20G, 27G, 27G, 37G) (51G) (36G, 55G) (48G, 23G, 23G, 33G) (40G, 30B) (42WR) (0) (50G, 38G, 42G, 53G, 51G) (56G, 41G, 39G) (54G, 37G, 29G) Opponents: (19G, 26G, 47G) (26G, 45G, 53G) (29G, 43B, 29G) (40G, 31G) (0) (50G) (47WR) (28G, 40G, 38G) (40G) (41G) (47G, 39B, 46G) (30G, 53WR, 47G, 31G) (0) (57WR) (51G, 40G)

Passing 483 Cmp 2935 Yds 62.1% Yds/Att 6.1, TEAM 483 Cmp 2935 Yds 62.1% Yds/Att 6.1, OPPONENTS 612 Cmp 4192 Yds 63.9% Yds/Att 6.8

USUAL STARTERS (GAMES STARTED)

Table with 2 columns: OFFENSE and DEFENSE. Lists players like WR Michael Jenkins, LT Matt Katil, etc.

Rushing Att. Yds. Avg. Long TD. A. Peterson 348 2,097 6.0 82t 12, C. Ponder 60 253 4.2 29 2, T. Gerhart 50 169 3.4 22 1, P. Harvin 22 96 4.4 20 1, J. Wright 2 11 5.5 8 0, M. Asiata 3 9 3.0 5 0, J. Webb 1 -1 -1.0 -1 0, TEAM 486 2634 5.4 82t 16, OPPONENTS 427 1692 4.0 76t 10

Receiving No. Yds Avg Long TD. P. Harvin 62 677 10.9 45 3, K. Rudolph 53 493 9.3 29 9, M. Jenkins 40 449 11.2 32 2, A. Peterson 40 217 5.4 20 1, J. Simpson 26 274 10.5 33 0, J. Wright 22 310 14.1 65 2, T. Gerhart 20 155 7.8 21 0, D. Aromashodu 11 182 16.5 31 0, J. Carlson 8 43 5.4 14 0, R. Ellison 7 65 9.3 29 0, S. Burton 5 35 7.0 13 1, J. Felton 3 35 11.7 17 0, A. Reisner 1 13 13.0 13 0, M. Asiata 1 2 2.0 2 0, C. Ponder 1 -15 -15.0 -15 0, TEAM 300 2935 9.8 65 18, OPPONENTS 391 4192 10.7 73 28

Punting No. Yds Avg Net TB In Lg 0. C. Kluge 72 3237 45.0 39.7 2 18 59 0, TEAM 72 3237 45.0 39.7 2 18 59 0, OPPONENTS 76 3344 44.0 40.0 1 28 65 0

Punt Returns Ret FC Yds Avg Long TD. M. Sherels 32 27 287 9.0 77t 1, TEAM 32 27 287 9.0 77t 1, OPPONENTS 41 12 341 8.3 32 0

Kickoff Returns No. Yds Avg Long TD. P. Harvin 16 574 35.9 105t 1, M. Sherels 16 422 26.4 41 0, J. Robinson 3 61 20.3 24 0, M. Asiata 3 55 18.3 22 0, C. Ballard 2 12 6.0 8 0, A. Jefferson 1 20 20.0 20 0, J. Felton 1 16 16.0 16 0, D. Reed 1 10 10.0 10 0, K. Rudolph 1 1 1.0 1 0, R. Ellison 0 0 0 0 0, TEAM 44 1171 26.6 105t 1, OPPONENTS 33 795 24.1 94 0

Defensive Leaders:

Tackles - Greenway (191), H. Smith (129), J. Brinkley (117), E. Henderson (112), A. Winfield (110).

Sacks - J. Allen (12.0), B. Robison (8.5), E. Griffen (8.0), C. Greenway (3.0), E. Henderson (3.0), L. Guion (2.0), K. Williams (2.0), F. Evans (2.0), C. Cook (1.0), C. Ballard (1.0), H. Smith (1.0), A. Winfield (0.5).

Interceptions, TDs - H. Smith (3,2), A. Winfield (3,0), J. Robinson (2,0), C. Greenway (1,0), E. Griffen (1,1).

Fumbles Lost - C. Ponder 5, T. Gerhart 2, A. Peterson 2, P. Harvin 1, J. Simpson 1 Total: 11

Opponent Fumble Recoveries - C. Greenway 2, E. Griffen 2, J. Sanford 2, K. Williams 2, A. Jefferson 1, B. Robison 1, H. Smith 1, A. Winfield 1, Total: 13

Table with 8 columns: TD, TD%, Int, Int%, Long, Sack, Lost, Rating. Rows include 18 3.7% 12 2.5% 65 32 184 81.2, 18 3.7% 12 2.5% 65 32 184 81.2, 28 4.6% 10 1.6% 73 44 284 92.3

EXTRA POINTS HISTORY RECORDS 2013 SEASON ROOKIES PLAYERS COACHES STAFF EXECUTIVES KICKOFF

2013

COACH: LESLIE FRAZIER

RECORD: 5-10-1

9/8.....L.....24-34.....at Detroit.....62,461
9/15.....L.....30-31.....at Chicago.....62,181
9/22.....L.....27-31.....vs. Cleveland.....63,672
9/29.....W.....34-27.....vs. Pittsburgh (London).....83,518
10/13.....L.....10-35.....vs. Carolina.....63,963
10/21.....L.....7-23.....vs. at New York Giants.....79,314
10/27.....L.....31-44.....vs. Green Bay.....64,011
11/3.....L.....23-27.....at Dallas.....85,360
11/7.....W.....34-27.....vs. Washington.....64,011
11/17.....L.....20-41.....at Seattle.....68,235
11/24.....T.....26-26 (OT).....at Green Bay.....77,871
12/1.....W.....23-20 (OT).....vs. Chicago.....64,134
12/8.....L.....26-29.....at Baltimore.....70,921
12/15.....W.....48-30.....vs. Philadelphia.....64,087
12/22.....L.....14-42.....at Cincinnati.....61,555
12/29.....W.....14-13.....vs. Detroit.....64,134

USUAL STARTERS (GAMES STARTED)

WR Jerome Simpson (8)	DE Jared Allen (16)
LT Matt Kalil (16)	DT Kevin Williams (15)
LC Charlie Johnson (15)	DT Letroy Guion (13)
C John Sullivan (16)	DE Brian Robinson (16)
RG Brandon Fusco (15)	LB Marvin Mitchell (10)
RT Phil Loadholt (15)	LB Erin Henderson (12)
TE Kyle Rudolph (8)	LB Chad Greenway (16)
TE John Carlson (8)	CB Josh Robinson (10)
FB Jerome Felton (9)	CB Chris Cook (11)
WR Greg Jennings (15)	SS Jamaica Sanford (13)
QB Christian Ponder (9)	FS Andrew Sendejo (10)
RB Adrian Peterson (14)	

BOLD/Purple= Pro Bowler

	Minn	Opp.
Total First Downs	309	368
Rushing.....	106	101
Passing.....	173	247
Penalty.....	30	20
3rd Down: Made/Att.....	78/214	102/231
3rd Down Pct.....	36.4%	44.2%
4th Down: Made/Att.....	10/19	11/18
4th Down Pct.....	52.6%	61.1%
Possession Avg.	27.39	32.21
Total Net Yards	5508	6365
Avg. Per Game.....	344.3	397.8
Total Plays.....	1013	1132
Avg. Per Play.....	5.4	5.6
Net Yards Rushing	2081	1767
Avg. Per Game.....	130.1	110.4
Total Rushes.....	423	443
Net Yards Passing	3427	4598
Avg. Per Game.....	214.2	287.4
Sacked/Yards Lost.....	44/218	41/274
Gross Yards.....	3645	4872
Attempts/Completions.....	546/325	648/419
Completion Pct.....	59.5%	64.7%
Had Intercepted.....	19	12
Punts/Average	75/44.2	77/43.2
Net Punting Avg.	39.2	37.8
Penalties/Yards	70/695	100/1003
Fumbles/Ball Lost	23/13	17/8
Touchdowns	45	57
Rushing.....	23	14
Passing.....	18	37
Returns.....	4	6

Score by Periods	Q1	Q2	Q3	Q4	OT	PTS
VIKINGS.....	82	108	85	110	6	391
OPPONENTS.....	105	125	114	133	3	480

Scoring	TD	Ru	Pa	Rt	K-PAT	FG	2Pt	PTS
B. Walsh.....	0	0	0	0	43/44	26/30	0	121
A. Peterson.....	11	10	1	0	0/0	0/0	0	66
C. Patterson.....	9	3	4	2	0/0	0/0	0	54
G. Jennings.....	4	0	4	0	0/0	0/0	0	24
C. Ponder.....	4	4	0	0	0/0	0/0	0	24
K. Rudolph.....	3	0	3	0	0/0	0/0	0	18
M. Asiata.....	3	3	0	0	0/0	0/0	0	18
J. Wright.....	3	0	3	0	0/0	0/0	0	18
T. Gerhart.....	2	2	0	0	0/0	0/0	0	12
M. Cassel.....	1	1	0	0	0/0	0/0	0	6
R. Ellison.....	1	0	1	0	0/0	0/0	0	6
B. Robinson.....	1	0	1	0	0/0	0/0	0	6
J. Carlson.....	1	0	1	0	0/0	0/0	0	6
J. Simpson.....	1	0	1	0	0/0	0/0	0	6
M. Sherefs.....	1	0	1	0	0/0	0/0	0	6
VIKINGS.....	45	23	18	4	43/44	26/30	0	391
OPPONENTS.....	57	14	37	6	53/53	27/29	0	480

Field Goals	1-19	20-29	30-39	40-49	50+
B. Walsh.....	0/0	7/7	12/12	5/6	2/5
VIKINGS.....	0/0	7/7	12/12	5/6	2/5
OPPONENTS.....	0/0	10/10	8/8	6/7	3/4

Walsh: (52G) (28G, 28G, 22G) (43G, 30G) (54G, 37G, 44WL) (22G) (53SH) (36 G) (23G) (23C) (39G, 40G) (32G, 45G) (36G, 47G, 29G, 35G) (32G, 30G, 57WL, 34G) (39G, 40G) (55WL, 21G, 38G) (0)

Opponents: (33G, 42G) (20G) (38G) (26G, 28G) (0) (35G, 23G, 36G) (30G, 20G, 45G) (41G, 44G) (20G, 40G) (50G, 26G) (27G, 20G) (30G, 40G, 66SH, 47WR) (35G, 51G, 33C) (0) (25G, 53G)

Rushing	Att.	Yds.	Avg.	Long	TD
A. Peterson.....	279	1266	4.5	78t	10
T. Gerhart.....	36	283	7.9	41t	2
M. Asiata.....	44	166	3.8	39	3
C. Patterson.....	12	158	13.2	50t	3
C. Ponder.....	34	151	4.4	19t	4
M. Cassel.....	18	57	3.2	13	1
TEAM.....	423	2081	4.9	78t	23
OPPONENTS.....	427	1692	4.0	76t	14

Receiving	No.	Yds	Avg	Long	TD
G. Jennings.....	68	804	11.8	70t	4
J. Simpson.....	48	725	15.1	51	1
C. Patterson.....	45	469	10.4	79t	4
J. Carlson.....	32	344	10.8	30	1
K. Rudolph.....	30	313	10.4	31	3
A. Peterson.....	29	171	5.9	22	3
J. Wright.....	26	434	16.7	42	3
T. Gerhart.....	13	88	6.8	13	0
C. Ford.....	11	133	12.1	37	0
J. Felton.....	6	37	6.2	11	0
R. Ellison.....	5	61	12.2	17	1
J. Webb.....	5	33	6.6	15	0
M. Asiata.....	5	13	2.6	8	0
J. Banyard.....	1	11	11.0	11	0
Z. Line.....	1	8	8.0	8	0
TEAM.....	325	3645	11.2	79t	18
OPPONENTS.....	419	4872	11.6	80t	37

Punting	No.	Yds	Avg	Net	TB	In	LG	B
J. Locke.....	75	3316	44.2	39.2	3	23	65	0
TEAM.....	75	3316	44.2	39.2	3	23	65	0
OPPONENTS.....	77	3325	43.2	37.8	4	27	69	0

Punt Returns	Ret	FC	Yds	Avg	Long	TD
M. Sherefs.....	22	27	335	15.2	86t	1
C. Patterson.....	0	1	0	0.0	0	0
TEAM.....	22	28	335	15.2	86t	1
OPPONENTS.....	36	20	318	8.8	93t	1

Kickoff Returns	No.	Yds	Avg	Long	TD
C. Patterson.....	43	1393	32.4	109t	2
T. Gerhart.....	7	106	15.1	20	0
M. Asiata.....	2	28	14.0	20	0
J. Felton.....	2	22	11.0	13	0
C. Ford.....	2	17	8.5	15	0
J. Carlson.....	2	13	6.5	12	0
S. Floyd.....	2	9	4.5	9	0
A. Jefferson.....	1	21	21.0	21	0
J. Webb.....	1	9	9.0	9	0
J. Wright.....	1	9	9.0	9	0
R. Ellison.....	1	7	7.0	7	0
J. Banyard.....	1	6	6.0	6	0
M. Mitchell.....	1	6	6.0	6	0
TEAM.....	66	1646	24.9	109t	2
OPPONENTS.....	41	1113	27.1	80	1

Defense Leaders:
Tackles - C. Greenway (167), E. Henderson (154), A. Sendejo (104), J. Sanford (79), H. Smith (66).
Sacks - J. Allen (11.5), B. Robinson (9.0), E. Griffen (5.5), E. Henderson (4.0), K. Williams (3.5), C. Greenway (3.0), S. Floyd (2.5), A. Cole (1.0), L. Guion (1.0).
Interceptions, **TDs** - C. Greenway (3.0), E. Henderson (2.0), H. Smith (2.0), S. Prater (1.0), A. Sendejo (1.0), A. Jefferson (1.0), M. Sherefs (1.0), K. Williams (1.0).
Fumbles Lost - C. Ponder 4, A. Peterson 3, John Carlson 1, M. Sherefs 1, T. Gerhart 1, M. Asiata 1, S. Floyd 1, M. Cassel **Total: 13**
Opponent Fumble Recoveries - K. Williams 1, C. Loeffler 1, B. Robinson 1, M. Mitchell 1, L. Guion 1, J. Sanford 1, L. Dean 1, H. Smith **Total: 8**

Passing	Att	Cmp	Yds	Cmp%	Yds/Att	TD	TD%	Int	Int%	Long	Sack	Lost	Rating
M. Cassel.....	254	153	1807	60.2%	7.1	11	4.3%	9	3.5%	79t	16	85	81.6
C. Ponder.....	239	152	1648	63.6%	6.9	7	2.9%	9	3.8%	47	27	119	77.9
J. Freeman.....	53	20	190	37.7%	3.6	0	0.0%	1	1.9%	22	1	14	40.6
TEAM.....	546	325	3645	59.5%	6.7	18	3.3%	19	3.5%	79t	44	218	76.0
OPPONENTS.....	648	419	4872	64.7%	7.5	37	5.7%	12	1.9%	80t	41	274	98.6

ALL-TIME SUPER BOWL RESULTS

SUPER BOWL DATE	RESULT	SITE	MVP
I 1/15/67	Green Bay 35, Kansas City 10	Los Angeles	QB Bart Starr, Green Bay
II 1/14/68	Green Bay 33, Oakland 14	Miami	QB Bart Starr, Green Bay
III 1/12/69	NY Jets 16, Baltimore 7	Miami	QB Joe Namath, NY Jets
IV 1/11/70	Kansas City 23, Minnesota 7	New Orleans	QB Len Dawson, Kansas City
V 1/17/71	Baltimore 16, Dallas 13	Miami	LB Chuck Howley, Dallas
VI 1/16/72	Dallas 24, Miami 3	New Orleans	QB Roger Staubach, Dallas
VII 1/14/73	Miami 14, Washington 7	Los Angeles	S Jake Scott, Miami
VIII 1/13/74	Miami 24, Minnesota 7	Houston	RB Larry Csonka, Miami
IX 1/12/75	Pittsburgh 16, Minnesota 6	New Orleans	RB Franco Harris, Pittsburgh
X 1/18/76	Pittsburgh 21, Dallas 17	Miami	WR Lynn Swann, Pittsburgh
XI 1/9/77	Oakland 32, Minnesota 14	Pasadena	WR Fred Biletnikoff, Oakland
XII 1/15/78	Dallas 27, Denver 10	New Orleans	DT Randy White/DE Harvey Martin, Dallas
XIII 1/21/79	Pittsburgh 35, Dallas 31	Miami	QB Terry Bradshaw, Pittsburgh
XIV 1/20/80	Pittsburgh 31, Los Angeles 19	Pasadena	QB Terry Bradshaw, Pittsburgh
XV 1/25/81	Oakland 27, Philadelphia 10	New Orleans	QB Jim Plunkett, Oakland
XVI 1/24/82	San Francisco 26, Cincinnati 21	Pontiac	QB Joe Montana, San Francisco
XVII 1/30/83	Washington 27, Miami 17	Pasadena	RB John Riggins, Washington
XVIII 1/22/84	LA Raiders 38, Washington 9	Tampa	RB Marcus Allen, LA Raiders
XIX 1/20/85	San Francisco 38, Miami 16	Stanford	QB Joe Montana, San Francisco
XX 1/26/86	Chicago 46, New England 10	New Orleans	DE Richard Dent, Chicago
XXI 1/25/87	NY Giants 39, Denver 20	Pasadena	QB Phil Simms, NY Giants
XXII 1/31/88	Washington 42, Denver 10	San Diego	QB Doug Williams, Washington
XXIII 1/22/89	San Francisco 20, Cincinnati 16	Miami	WR Jerry Rice, San Francisco
XXIV 1/28/90	San Francisco 55, Denver 10	New Orleans	QB Joe Montana, San Francisco
XXV 1/27/91	NY Giants 20, Buffalo 19	Tampa	RB Ottis Anderson, NY Giants
XXVI 1/26/92	Washington 37, Buffalo 24	Minneapolis	QB Mark Rypien, Washington
XXVII 1/31/93	Dallas 52, Buffalo 17	Pasadena	QB Troy Aikman, Dallas
XXVIII 1/30/94	Dallas 30, Buffalo 13	Atlanta	RB Emmitt Smith, Dallas
XXIX 1/29/95	San Francisco 49, San Diego 26	Miami	QB Steve Young, San Francisco
XXX 1/28/96	Dallas 27, Pittsburgh 17	Tempe	CB Larry Brown, Dallas
XXXI 1/26/97	Green Bay 35, New England 21	New Orleans	KR/PR Desmond Howard, Green Bay
XXXII 1/25/98	Denver 31, Green Bay 24	San Diego	RB Terrell Davis, Denver
XXXIII 1/31/99	Denver 34, Atlanta 19	Miami	QB John Elway, Denver
XXXIV 1/30/00	St. Louis 23, Tennessee 16	Atlanta	QB Kurt Warner, St. Louis
XXXV 1/28/01	Baltimore 34, NY Giants 7	Tampa	LB Ray Lewis, Baltimore
XXXVI 2/3/02	New England 20, St. Louis 17	New Orleans	QB Tom Brady, New England
XXXVII 1/26/03	Tampa Bay 48, Oakland 21	San Diego	S Dexter Jackson, Tampa Bay
XXXVIII 2/1/04	New England 32, Carolina 29	Houston	QB Tom Brady, New England
XXXIX 2/6/05	New England 24, Philadelphia 21	Jacksonville	WR Deion Branch, New England
XL 2/5/06	Pittsburgh 21, Seattle 10	Detroit	WR Hines Ward, Pittsburgh
XLI 2/4/07	Indianapolis 29, Chicago 17	South Florida	QB Peyton Manning, Indianapolis
XLII 2/3/08	NY Giants 17, New England 14	Scottsdale	QB Eli Manning, NY Giants
XLIII 2/1/09	Pittsburgh 27, Arizona 23	Tampa	WR Santonio Holmes, Pittsburgh
XLIV 2/7/10	New Orleans 31, Indianapolis 17	South Florida	QB Drew Brees, New Orleans
XLV 2/6/11	Green Bay 31, Pittsburgh 25	North Texas	QB Aaron Rodgers, Green Bay
XLVI 2/5/12	NY Giants 21, New England 17	Indianapolis	QB Eli Manning, NY Giants
XLVII 2/3/13	Baltimore 34, San Francisco 31	New Orleans	QB Joe Flacco, Baltimore
XLVIII 2/2/14	Seattle 43, Denver 8	NY/NJ	LB Malcolm Smith, Seattle

FUTURE SUPER BOWLS

XLIX 2/1/15	University of Phoenix Stadium, Glendale, AZ
L 2/7/16	Levi's Stadium, Santa Clara, CA
LI 2/5/17	Reliant Stadium, Houston TX
LII 2/4/18*	New Vikings Stadium, Minneapolis, MN

*tentative dates

HOMES OF THE VIKINGS



The Vikings played their home games for 21 seasons (1961-81) at Metropolitan Stadium. The team has played its games for the last 32 seasons (1982-2013) at Mall of America Field at the Hubert H. Humphrey Metrodome. Funded initially through the sale of 30-year bonds, the Metrodome's debt was retired 14 years ahead of schedule. The Vikings will move outdoors to the campus of the University of Minnesota for two seasons (2014-15) while the new Minnesota Stadium is being constructed. Ground breaking for the new facility took place in December 2012. The team will begin play in the new stadium, located on the previous location of the Metrodome, for the 2016 season. The new facility will play host to Super Bowl LII in February 2018, the 2nd Super Bowl that has been hosted by Minnesota.

The Vikings have called two stadiums "home" in their 53-year history: Metropolitan Stadium in Bloomington, and Mall of America Field at the Hubert H. Humphrey Metrodome in Minneapolis. On September 10, 1961, the Vikings played their first-ever home game, a 21-17 preseason loss to the LA Rams at Metropolitan Stadium. Over 21 seasons the Vikings compiled a 97-59-4 record, including playoffs, at Met Stadium and possessed one of the most dominant home field advantages in professional football. On December 20, 1981, the Vikings played the last game at the Met, a 10-6 loss to the Kansas City Chiefs. Capacity of the Met was 48,446 in the stadium's final year. The Vikings played their last season in the Metrodome in 2013 after the passage of a new stadium bill. The new Vikings stadium will be built on the current Metrodome site with an expected completion date in time for the 2016 NFL season. During construction the Vikings will play their home games on the University of Minnesota's campus.

The Vikings moved indoors in 1982 to the Metrodome in downtown Minneapolis. Seating capacity for the Metrodome was 64,134. It also featured two Sony Jumbotron replay screens and 115 private suites owned and operated by the Vikings. In 32 seasons at the Metrodome the Vikings owned a 169-92 record, which includes a 6-4 mark in NFL playoff action. The 2013 season marked the Vikings 32nd campaign playing their home games in the Metrodome, 11 seasons longer than the Vikings played at Metropolitan Stadium. Construction of the Metrodome was financed through a successful partnership of public and private interests. Funded initially through the sale of 30-year bonds, the facility's debt was retired 14 years ahead of schedule. The Minnesota Vikings were largely responsible for the tenant-generated portion of the funding that retired that debt. The Metrodome had been host to many marquee sporting events, including Super Bowl XXVI, the 1987 and 1991 World Series, the 1985 Major League Baseball All-Star Game, the 1992 and 2001 NCAA Final Four basketball tournaments and the 1998 NFC Championship Game. The Metrodome also hosted an NCAA Men's Basketball Regional in 2000, 2003, and 2005.

Metropolitan Stadium

First Vikings Regular Season Game: vs. Chicago (9/17/61), 37-13 Vikings win
Total Vikings Home Record at Met Stadium: 97-59-4 (.606), 160 games (regular season/playoffs)

Mall of America Field at the Hubert H. Humphrey Metrodome

First Vikings Regular Season Game: vs. Tampa Bay (9/12/82), 17-10 Vikings win
Total Vikings Home Record at Metrodome: 168-92-0 (.646), 260 games (regular season/playoffs)

VIKINGS RANK AMONG NFL'S ALL-TIME LEADERS

The Vikings have been a dominant presence on NFL fields since the 1970 AFL-NFL merger. The Vikings have a 379-298-3 mark since 1970, a win total that trails only Dallas and San Francisco in the NFC and is the 6th-most wins in the NFL over that span. The Vikings home field advantage, a 227-113-1 record, is the best in the NFC since the merger and ranks tied for 4th in the NFL.

NFL RECORDS SINCE THE 1970 AFL-NFL MERGER

Pittsburgh.....	412-266-2
Miami.....	400-278-2
Dallas.....	397-283-0
Denver.....	393-281-6
San Francisco.....	387-289-4
Minnesota.....	379-298-3
New England.....	375-305-0

NFL HOME RECORDS SINCE 1970 AFL-NFL MERGER- WINS

Pittsburgh.....	244-95-1
Denver.....	235-102-4
Miami.....	227-111-1
Minnesota.....	227-113-1
Dallas.....	226-114-0
New England.....	215-125-0
San Francisco.....	212-125-3

2014 TEAM GUIDE



EXTRA POINTS

2014 VERIZON VIKINGS TRAINING CAMP

In 2014, the Minnesota Vikings will call Mankato their summer home for the Verizon Vikings Training Camp for the 49th-straight season. Close to 70,000 fans attended the 2013 Verizon Vikings Training Camp to observe daily practices and take part in all the fun and fanfare in the Vikings Village.



Players report for camp on Thursday, July 24 on the campus of Minnesota State University, Mankato.

The team typically practices twice daily and the Northland Ford Autograph Zone will return in 2014 where fans can get their favorite players' autographs following selected practices. On the evening of Saturday, August 2nd the Vikings will hold a team introduction in Blakeslee Stadium. Verizon Vikings Training Camp will conclude on Thursday, August 14th with Fan Appreciation Day including a full-team autograph session following the morning practice. The Vikings will officially break camp on Friday, August 15th but practices on that day will be closed to the public.

For a full schedule of practice dates and times, event listings and more information, visit www.vikings.com.

Training Camp Facts

Location: Mankato is located 80 miles south of the Twin Cities off of Highway 169.

Headquarters: Verizon Vikings Training Camp headquarters is on the campus of Minnesota State University, Mankato.

Media: All media should report to the Verizon Vikings Training Camp media headquarters in Pennington Hall on the campus of MSU, Mankato. Credentials and parking information will be distributed at Pennington Hall.



Minnesota State University, Mankato's Blakeslee Stadium has played host to Vikings training camps since 1966. From 1961-65 the Vikings held training camp on the campus of Bemidji State University.

VIKINGS ENTERTAINMENT NETWORK KEEPS FANS IN THE GAME

Since 2009, Vikings Entertainment Network (VEN) has been the umbrella for all Vikings entertainment initiatives including Preseason TV, team TV shows, vikings.com, in-stadium programming as well as the Minnesota Vikings Cheerleaders (MVC), Skol Line Drum Team, and Viktor the Viking.



In 2014, Vikings Preseason TV will again be a simulcast with games airing LIVE locally on KARE 11 as well as on KFAN 100.3 FM and the Vikings Radio Network. The broadcast team of Paul Allen, Pete Berlich, Greg Coleman and Ben Leber will return.

After a highly successful opening 2 seasons, Vikings: Beyond the Gridiron will return for a 3rd season. The documentary-style show focuses on the rare inside access that only a team network can provide. Beyond the Gridiron is co-produced by VEN and Elite Edge Productions and airs Saturdays on KARE 11 and Sundays on Fox Sports North.

Vikings GamePlan will return for a 8th season as the team's pregame TV show. Hosted by Paul Allen, GamePlan features interviews with current players, Vikings Head Coach Mike Zimmer, game film review, expert analysis and more. Vikings GamePlan is produced by VEN and airs Sundays on KARE 11 and Fox Sports North.

Vikings.com provides the most team content, with daily in-season video features and team updates. Vikings.com is your source for everything purple.

For comments or questions regarding Vikings Entertainment Network, please email entertainment@vikings.nfl.net



MINNESOTA VIKINGS RADIO NETWORK

VOICES OF THE VIKINGS

Entering his 13th season in 2014 as the Vikings radio play-by-play voice is KFAN radio mid-day personality Paul Allen. Joining Allen as the color commentator is former Vikings LB and coach Pete Berlich.

Allen served as the Vikings Internet web cast play-by-play voice during the 2000 season and called one Vikings game during the 2001 season.

Berlich returns for his 9th season with the broadcasts in 2014 and brings a decade of NFL experience from the field and sideline. A 7th-round draft pick by the Vikings in 1994, Berlich overcame the odds and played for the team from 1995-2000. A standout special teamer, Berlich parlayed his knowledge of the game into a job coaching with the team from 2002-05.

Joining Allen and Berlich from the sidelines and co-hosting the pre-game show will be former Vikings punter Greg Coleman. Coleman punted for the Vikings from 1978-87 and is the team's all-time leader in punts (721), punting yards (29,391) and ranks 2nd in punts inside the 20-yard line (154).



Pete Berlich, Paul Allen and Greg Coleman

KFAN-FM (100.3) and KTCN-AM (1130 AM) serve as the flagship stations for the Minnesota Vikings Radio Network, which includes outlets in six states.

MINNESOTA

MARKET	STATION	FREQUENCY
Twin Cities	KFAN-FM	100.3
Twin Cities	KTLC-AM	1130
Aitkin	KKIN-FM	94.3
Albert Lea	KQPR-FM	96.1
Alexandria	KIKV-FM	100.7
Bemidji	KBUN-AM	1450
Bemidji	KBHP-FM	101.1
Blue Earth	KBWE-FM	98.1
Brainerd	KBLB-FM	93.3
Crookston	KROX-AM	1260
Dassel-Hutch	KARP-FM	106.9
Detroit Lakes	KBDM-FM	104.1
Detroit Lakes	KDLM-AM	1340
Duluth	KQDS-FM	94.9
Duluth	KQDS-AM	1490
Ely	WELY-AM	1450
Ely	WELY-FM	94.5
Eveleth	KRBT-AM	1340
Fergus Falls	KBRF-AM	1250
Grand Rapids	KMFY-FM	96.9
Grand Marais	WXXZ-FM	95.3
Hibbing	WMNT-AM	650
Int'l Falls	KSDM-FM	104.1
Jackson	KRAQ-FM	105.7
Marshall	KARL-FM	105.1
Morris	KKOK-FM	95.7
New Ulm	KNUJ-FM	107.3
Mankato	KHRS-FM	105.9
Mankato	KYSM-AM	1230
Mankato	KXLP-FM	94.1
Pine City	WCMP-FM	100.9
Rochester	KRCH-FM	101.7
Rochester	KWEE-AM	1270
Roseau	KCAJ-FM	102.1
Saint Cloud	WJDN-AM	1240
Spring Grove	KQYB-FM	98.3
Staples	KSKK-FM	94.7
Thief River	KTRF-AM	1230
Wadena	KVKK-AM	1070
Wadena	KSKK-FM	94.7

Waseca	KRUE-AM	1170
Willmar	KWLM-AM	1340
Winona	KWNO-AM	1380
Worthington	KWOA-AM	730

IOWA

Des Moines	KXNO-AM	1460
Sioux City	KMNS-AM	620
Spencer	KICD-AM	1240

NORTH DAKOTA

Bismark	KXMR-AM	710
Carrington	KDAK-AM	1600
Devils Lake	KDLR-AM	1240
Dickinson	KLTC-AM	1460
Fargo	KRWK-FM	101.9
Fargo	KFGO-AM	790
Grand Forks	KKXL-AM	1440
Jamestown	KQDJ-AM	1400
Minot	KRRZ-AM	1390
Oakes	KDDR-AM	1220
Valley City	KOVC-AM	1490
Williston	KEYZ-AM	660

SOUTH DAKOTA

Aberdeen	KSDN-AM	930
Mobridge	KMLD-FM	100.7
Milbank	KMSD-AM	1510
Pierre	KPLO-FM	94.5
Sisseton	KBWS-FM	102.9
Sioux Falls	KWSN-AM	1230
Watertown	KPHR-FM	106.3
Yankton	WNAX-AM	570

WISCONSIN

Balsam Lake/Amery	WLMX-FM	104.9
Eau Claire/Menomonie	WMEQ-AM	880
Hayward	WHSM-FA	101.0
Rice Lake	WKFX-FM	99.1

KICKOFF
 EXECUTIVES
 STAFF
 COACHES
 PLAYERS
 ROOKIES
 2013 SEASON
 RECORDS
 PLAYOFF RECORDS
 HISTORY
 EXTRA POINTS

VIKINGS MEDIA POLICY

INTERVIEW REQUESTS: All interview requests for Minnesota Vikings players, coaches, executives or staff members should be directed to the Public Relations Department. Phone interviews must be arranged at least two days in advance and will be subject to availability. Head Coach Mike Zimmer will hold a press conference the day following games and Wednesday of a regular game week at Winter Park and will make a weekly conference call to speak with the opposing team's assembled media.

OPEN LOCKER ROOM PERIOD: The Vikings' locker room is open to accredited media during the week at scheduled times. Head Coach Mike Zimmer will address assembled media on Wednesday of a regular game week at Winter Park during this period. Television standups and live shots are prohibited during press conferences. Vikings players will also be available to the media with the assistance of Public Relations staffers of the Vikings. Players and coaches are not available for interviews on Tuesdays, the day before a game or on game day until after the game.

PRACTICE REGULATIONS: The Vikings practices at Winter Park on Wednesday, Thursday and Friday are open through individual drills to accredited media. Practices are open for filming through individual drills.

GAME CREDENTIALS: Credential requests are honored for accredited media on specific assignments and must be made through the Vikings' Public Relations Department. Credentials will not be issued to writers or photographers working on a free-lance basis unless the request is made by a recognized publication or news organization. Season-long credentials are issued in July; game-by-game credentials must be requested at least one week prior to each home game. Game day credentials may be picked up at Media Will Call located at the Dodge County Gate on the south side of the stadium starting three hours before kickoff. All credential requests must be sent to Jon Ekstrom (ekstromj@vikings.nfl.net).

PRESS RELEASES: The Vikings' weekly press release may be obtained from the team or on the Internet at www.vikings.com and nflmedia.com. The team's weekly injury report, which is first released on Wednesday, can also be acquired the same way.

STILL PHOTOGRAPHY: Still photography is not allowed in the locker room at Winter Park or Mall of America Field at any time.

MEDIA CONTACTS: Media requests can be submitted to the Vikings Public Relations staff: Bob Hagan, Executive Director of Public Relations (haganb@vikings.nfl.net); Tom West, Assistant Director of Public Relations (westt@vikings.nfl.net); Jeff Anderson, Executive Director of Communications (andersonj@vikings.nfl.net); Jon Ekstrom, Public Relations Manager (ekstromj@vikings.nfl.net) or Sam Newton, Public Relations Assistant (newtonsam@vikings.nfl.net). The general office phone is 952-828-6500.



2014 NATIONAL FOOTBALL LEAGUE SCHEDULE

ALL TIMES CENTRAL

PRESEASON

SUNDAY, AUGUST 3

HALL OF FAME GAME (CANTON, OH)

NY Giants vs. Buffalo7:00

PRESEASON WEEK 1

THURSDAY, AUGUST 7

Indianapolis at NY Jets 6:00
 San Francisco at Baltimore6:30
 New England at Washington6:30
 Cincinnati at Kansas City.....7:00
 Seattle at Denver8:00
 Dallas at San Diego9:00

FRIDAY, AUGUST 8

Oakland at Minnesota.....7:00
 Miami at Atlanta 6:00
 Buffalo at Carolina6:30
 Tampa Bay at Jacksonville6:30
 Philadelphia at Chicago7:00
 New Orleans at St. Louis.....7:00

SATURDAY, AUGUST 9

Cleveland at Detroit6:30
 Pittsburgh at NY Giants6:30
 Green Bay at Tennessee7:00
 Houston at Arizona8:30

PRESEASON WEEK 2

THURSDAY, AUGUST 14

Jacksonville at Chicago7:00

FRIDAY, AUGUST 15

Philadelphia at New England6:30
 Tennessee at New Orleans.....7:00
 San Diego at Seattle9:00
 Detroit at Oakland9:00

SATURDAY, AUGUST 16

Arizona at Minnesota7:30
 Green Bay at St. Louis3:00
 NY Giants at Indianapolis.....6:00
 NY Jets at Cincinnati.....6:00
 Baltimore at Dallas6:00
 Buffalo at Pittsburgh6:30
 Miami at Tampa Bay6:30
 Atlanta at Houston7:00

SUNDAY, AUGUST 17

Denver at San Francisco3:00
 Kansas City at Carolina.....7:00

MONDAY, AUGUST 18

Cleveland at Washington7:00

PRESEASON WEEK 3

THURSDAY, AUGUST 21

Pittsburgh at Philadelphia6:30

FRIDAY, AUGUST 22

Jacksonville at Detroit6:30
 Carolina at New England6:30
 NY Giants at NY Jets.....6:30
 Oakland at Green Bay7:00
 Chicago at Seattle9:00

SATURDAY, AUGUST 23

Minnesota at Kansas City.....7:00
 Tampa Bay at Buffalo3:30
 Tennessee at Atlanta6:00
 Dallas at Miami6:00
 Washington at Baltimore.....6:30
 St. Louis at Cleveland7:00
 New Orleans at Indianapolis7:00
 Houston at Denver8:00

SUNDAY, AUGUST 24

San Diego at San Francisco3:00
 Cincinnati at Arizona7:00

PRESEASON WEEK 4

THURSDAY, AUGUST 28

Minnesota at Tennessee7:00
 Atlanta at Jacksonville5:00

NY Jets at Philadelphia.....6:00
 St. Louis at Miami6:00
 Kansas City at Green Bay6:00
 Indianapolis at Cincinnati.....6:00
 Detroit at Buffalo6:00
 New England at NY Giants6:30
 Carolina at Pittsburgh6:30
 Washington at Tampa Bay.....6:30
 Baltimore at New Orleans7:00
 San Francisco at Houston7:00
 Denver at Dallas7:00
 Chicago at Cleveland7:00
 Arizona at San Diego9:00
 Seattle at Oakland9:00

REGULAR SEASON WEEK 1

(KICKOFF WEEKEND)

THURSDAY, SEPTEMBER 4

Green Bay at Seattle7:30

SUNDAY, SEPTEMBER 7

Minnesota at St. Louis Noon
 New Orleans at Atlanta Noon
 Cincinnati at Baltimore Noon
 Buffalo at Chicago Noon
 Washington at Houston Noon
 Tennessee at Kansas City Noon
 New England at Miami Noon
 Oakland at NY Jets Noon
 Jacksonville at Philadelphia..... Noon
 Cleveland at Pittsburgh Noon
 San Francisco at Dallas3:25
 Carolina at Tampa Bay3:25
 Indianapolis at Denver7:30

MONDAY, SEPTEMBER 8

NY Giants at Detroit6:10
 San Diego at Arizona9:20

REGULAR SEASON WEEK 2

THURSDAY, SEPTEMBER 11

Pittsburgh at Baltimore.....7:25

SUNDAY, SEPTEMBER 14

New England at Minnesota Noon
 Miami at Buffalo Noon
 Detroit at Carolina Noon
 Atlanta at Cincinnati Noon
 New Orleans at Cleveland..... Noon
 Arizona at NY Giants Noon
 Dallas at Tennessee Noon
 Jacksonville at Washington..... Noon
 Seattle at San Diego3:05
 St. Louis at Tampa Bay3:05
 Kansas City at Denver3:25
 NY Jets at Green Bay.....3:25
 Houston at Oakland3:25
 Chicago at San Francisco.....7:30

MONDAY, SEPTEMBER 15

Philadelphia at Indianapolis.....7:30

REGULAR SEASON WEEK 3

THURSDAY, SEPTEMBER 18

Tampa Bay at Atlanta7:25

SUNDAY, SEPTEMBER 21

Minnesota at New Orleans Noon
 San Diego at Buffalo Noon
 Tennessee at Cincinnati Noon
 Baltimore at Cleveland Noon
 Green Bay at Detroit Noon
 Indianapolis at Jacksonville Noon
 Oakland at New England Noon
 Houston at NY Giants Noon
 Washington at Philadelphia..... Noon
 Dallas at St. Louis Noon
 San Francisco at Arizona3:05
 Kansas City at Miami3:25
 Denver at Seattle3:25
 Pittsburgh at Carolina7:30

MONDAY, SEPTEMBER 22

Chicago at NY Jets7:30

REGULAR SEASON WEEK 4

(BYE: Arizona, Cincinnati, Cleveland, Denver, Seattle, St. Louis)

THURSDAY, SEPTEMBER 25

NY Giants at Washington.....7:25

SUNDAY, SEPTEMBER 28

Atlanta at Minnesota3:25
 Carolina at Baltimore..... Noon
 Green Bay at Chicago Noon
 Buffalo at Houston Noon
 Tennessee at Indianapolis Noon
 Detroit at NY Jets Noon
 Miami at Oakland (LONDON) Noon
 Tampa Bay at Pittsburgh Noon
 Jacksonville at San Diego3:05
 Philadelphia at San Francisco3:25
 New Orleans at Dallas7:30

MONDAY, SEPTEMBER 29

New England at Kansas City7:30p

REGULAR SEASON WEEK 5

(BYE: Miami, Oakland)

THURSDAY, OCTOBER 2

Minnesota at Green Bay7:25

SUNDAY, OCTOBER 5

Chicago at Carolina Noon
 Houston at Dallas Noon
 Buffalo at Detroit Noon
 Baltimore at Indianapolis..... Noon
 Pittsburgh at Jacksonville..... Noon
 Tampa Bay at New Orleans Noon
 Atlanta at NY Giants Noon
 St. Louis at Philadelphia Noon
 Cleveland at Tennessee Noon
 Arizona at Denver3:05
 NY Jets at San Diego3:25
 Kansas City at San Francisco3:25
 Cincinnati at New England *7:30

MONDAY, OCTOBER 6

Seattle at Washington7:30

REGULAR SEASON WEEK 6

(BYE: Kansas City, New Orleans)

THURSDAY, OCTOBER 9

Indianapolis at Houston7:25

SUNDAY, OCTOBER 12

Detroit at Minnesota..... Noon
 Chicago at Atlanta Noon
 New England at Buffalo Noon
 Carolina at Cincinnati Noon
 Pittsburgh at Cleveland Noon
 Green Bay at Miami Noon
 Denver at NY Jets..... Noon
 Baltimore at Tampa Bay Noon
 Jacksonville at Tennessee..... Noon
 San Diego at Oakland3:05
 Washington at Arizona3:25
 Dallas at Seattle3:25
 NY Giants at Philadelphia *7:30

MONDAY, OCTOBER 13

San Francisco at St. Louis7:30

REGULAR SEASON WEEK 7

(BYE: Philadelphia, Tampa Bay)

THURSDAY, OCTOBER 16

NY Jets at New England7:25

SUNDAY, OCTOBER 19

Minnesota at Buffalo Noon
 Atlanta at Baltimore Noon
 Miami at Chicago Noon
 New Orleans at Detroit Noon
 Carolina at Green Bay Noon
 Cincinnati at Indianapolis..... Noon
 Cleveland at Jacksonville Noon

KICKOFF

EXECUTIVES

STAFF

COACHES

PLAYERS

ROOKIES

2012 SEASON

RECORDS

PLAYOFF RECORDS

HISTORY

EXTRA POINTS

Seattle at St. Louis.....	Noon
Tennessee at Washington.....	Noon
Kansas City at San Diego.....	3:05
NY Giants at Dallas.....	3:25
Arizona at Oakland.....	3:25
San Francisco at Denver *	7:30

MONDAY, OCTOBER 20

Houston at Pittsburgh.....	7:30
----------------------------	------

**REGULAR SEASON WEEK 8
(BYE: NY Giants, San Francisco)
THURSDAY, OCTOBER 24**

San Diego at Denver.....	7:25
--------------------------	------

SUNDAY, OCTOBER 26

Minnesota at Tampa Bay.....	Noon
Detroit at Atlanta (LONDON).....	8:30
Seattle at Carolina.....	Noon
Baltimore at Cincinnati.....	Noon
Miami at Jacksonville.....	Noon
St. Louis at Kansas City.....	Noon
Chicago at New England.....	Noon
Buffalo at NY Jets.....	Noon
Houston at Tennessee.....	Noon
Philadelphia at Arizona.....	3:05
Oakland at Cleveland.....	3:25
Indianapolis at Pittsburgh.....	3:25
Green Bay at New Orleans *	7:30

MONDAY, OCTOBER 27

Washington at Dallas.....	7:30
---------------------------	------

**REGULAR SEASON WEEK 9
(BYE: Atlanta, Buffalo, Chicago,
Detroit, Green Bay, Tennessee)
THURSDAY, OCTOBER 30**

New Orleans at Carolina.....	7:25
------------------------------	------

SUNDAY, NOVEMBER 2

Washington at Minnesota.....	Noon
Jacksonville at Cincinnati.....	Noon
Tampa Bay at Cleveland.....	Noon
Arizona at Dallas.....	Noon
Philadelphia at Houston.....	Noon
NY Jets at Kansas City.....	Noon
San Diego at Miami.....	Noon
St. Louis at San Francisco.....	3:05
Denver at New England.....	3:25
Oakland at Seattle.....	3:25
Baltimore at Pittsburgh *	7:30

MONDAY, NOVEMBER 3

Indianapolis at NY Giants.....	7:30
--------------------------------	------

**REGULAR SEASON WEEK 10
(BYE: Houston, Minnesota, New
England, San Diego, Washington)
THURSDAY, NOVEMBER 6**

Cleveland at Cincinnati.....	7:25
------------------------------	------

SUNDAY, NOVEMBER 9

Tennessee at Baltimore.....	Noon
Kansas City at Buffalo.....	Noon
Miami at Detroit.....	Noon
Dallas at Jacksonville (LONDON).....	Noon
San Francisco at New Orleans.....	Noon
Pittsburgh at NY Jets.....	Noon
Atlanta at Tampa Bay.....	Noon
Denver at Oakland.....	3:05
St. Louis at Arizona.....	3:25
NY Giants at Seattle.....	3:25
Chicago at Green Bay *	7:30

MONDAY, NOVEMBER 10

Carolina at Philadelphia.....	7:30
-------------------------------	------

**REGULAR SEASON WEEK 11
(BYE: Baltimore, Dallas, Jacksonville,
NY Jets)
THURSDAY, NOVEMBER 13**

Buffalo at Miami.....	7:25
-----------------------	------

SUNDAY, NOVEMBER 16

Minnesota at Chicago.....	Noon
---------------------------	------

Atlanta at Carolina.....	Noon
Houston at Cleveland.....	Noon
Philadelphia at Green Bay.....	Noon
Seattle at Kansas City.....	Noon
Cincinnati at New Orleans.....	Noon
San Francisco at NY Giants.....	Noon
Denver at St. Louis.....	Noon
Tampa Bay at Washington.....	Noon
Oakland at San Diego.....	3:05
Detroit at Arizona.....	3:25
New England at Indianapolis *	7:30

MONDAY, NOVEMBER 17

Pittsburgh at Tennessee.....	7:30
------------------------------	------

**REGULAR SEASON WEEK 12
(BYE: Carolina, Pittsburgh)
THURSDAY, NOVEMBER 20**

Kansas City at Oakland.....	7:25
-----------------------------	------

SUNDAY, NOVEMBER 23

Green Bay at Minnesota.....	Noon
Cleveland at Atlanta.....	Noon
NY Jets at Buffalo.....	Noon
Tampa Bay at Chicago.....	Noon
Cincinnati at Houston.....	Noon
Jacksonville at Indianapolis.....	Noon
Detroit at New England.....	Noon
Tennessee at Philadelphia.....	Noon
St. Louis at San Diego.....	3:05
Arizona at Seattle.....	3:05
Miami at Denver.....	3:25
Washington at San Francisco.....	3:25
Dallas at NY Giants *	7:30

MONDAY, NOVEMBER 24

Baltimore at New Orleans.....	7:30
-------------------------------	------

**REGULAR SEASON WEEK 13
THURSDAY, NOVEMBER 27**

Chicago at Detroit.....	11:30
Philadelphia at Dallas.....	3:30
Seattle at San Francisco.....	7:30

SUNDAY, DECEMBER 30

Carolina at Minnesota.....	Noon
San Diego at Baltimore.....	Noon
Cleveland at Buffalo.....	Noon
Tennessee at Houston.....	Noon
Washington at Indianapolis.....	Noon
NY Giants at Jacksonville.....	Noon
New Orleans at Pittsburgh.....	Noon
Oakland at St. Louis.....	Noon
Cincinnati at Tampa Bay.....	Noon
Arizona at Atlanta.....	3:05
New England at Green Bay.....	3:25
Denver at Kansas City *	7:30

MONDAY, DECEMBER 1

Miami at NY Jets.....	7:30
-----------------------	------

**REGULAR SEASON WEEK 14
THURSDAY, DECEMBER 4**

Dallas at Chicago.....	7:25
------------------------	------

SUNDAY, DECEMBER 7

NY Jets at Minnesota.....	Noon
Pittsburgh at Cincinnati.....	Noon
Indianapolis at Cleveland.....	Noon
Tampa Bay at Detroit.....	Noon
Houston at Jacksonville.....	Noon
Baltimore at Miami.....	Noon
Carolina at New Orleans.....	Noon
NY Giants at Tennessee.....	Noon
St. Louis at Washington.....	Noon
Kansas City at Arizona.....	3:05
Buffalo at Denver.....	3:05
San Francisco at Oakland.....	3:25
Seattle at Philadelphia.....	3:25
New England at San Diego *	7:30

MONDAY, DECEMBER 8

Atlanta at Green Bay.....	7:30
---------------------------	------

**REGULAR SEASON WEEK 15
THURSDAY, DECEMBER 11**

Arizona at St. Louis.....	7:25
---------------------------	------

SUNDAY, DECEMBER 14

Minnesota at Detroit.....	Noon
Pittsburgh at Atlanta.....	Noon
Jacksonville at Baltimore.....	Noon
Green Bay at Buffalo.....	Noon
Tampa Bay at Carolina.....	Noon
Cincinnati at Cleveland.....	Noon
Houston at Indianapolis.....	Noon
Oakland at Kansas City.....	Noon
Miami at New England.....	Noon
Washington at NY Giants.....	Noon
Denver at San Diego.....	3:05
NY Jets at Tennessee.....	3:05
San Francisco at Seattle.....	3:25
Dallas at Philadelphia *	7:30

MONDAY, DECEMBER 15

New Orleans at Chicago.....	7:30
-----------------------------	------

**REGULAR SEASON WEEK 16
THURSDAY, DECEMBER 18**

Tennessee at Jacksonville.....	7:25
--------------------------------	------

SATURDAY, DECEMBER 20

San Diego at San Francisco.....	TBD (PT)
Philadelphia at Washington.....	TBD (ET)

SUNDAY, DECEMBER 21

Minnesota at Miami.....	Noon
Cleveland at Carolina.....	Noon
Detroit at Chicago.....	Noon
Baltimore at Houston.....	Noon
Atlanta at New Orleans.....	Noon
New England at NY Jets.....	Noon
Kansas City at Pittsburgh.....	Noon
Green Bay at Tampa Bay.....	Noon
NY Giants at St. Louis.....	3:05
Indianapolis at Dallas.....	3:25
Buffalo at Oakland.....	3:25
Seattle at Arizona *	7:30

MONDAY, DECEMBER 22

Denver at Cincinnati.....	7:30
---------------------------	------

**REGULAR SEASON WEEK 17
SUNDAY, DECEMBER 28**

Chicago at Minnesota.....	Noon
Carolina at Atlanta.....	Noon
Cleveland at Baltimore.....	Noon
Detroit at Green Bay.....	Noon
Jacksonville at Houston.....	Noon
San Diego at Kansas City.....	Noon
NY Jets at Miami.....	Noon
Buffalo at New England.....	Noon
Philadelphia at NY Giants.....	Noon
Cincinnati at Pittsburgh.....	Noon
New Orleans at Tampa Bay.....	Noon
Indianapolis at Tennessee.....	Noon
Dallas at Washington.....	Noon
Oakland at Denver.....	3:25
Arizona at San Francisco.....	3:25
St. Louis at Seattle.....	3:25

* Subject to flex scheduling

NOTES

NOTES

NOTES



Minnesota Vikings 2014 Schedule

Preseason

DAY	DATE	OPPONENT	TIME (CT)	TELEVISION	RADIO
Fri.	Aug. 8	Oakland Raiders	7:00 p.m.	KARE	KFAN/KTLK
Sat.	Aug. 16	Arizona Cardinals	7:30 p.m.	KARE	KFAN/KTLK
Sat.	Aug. 23	at Kansas City Chiefs	7:00 p.m.	KARE	KFAN/KTLK
Thur.	Aug. 28	at Tennessee Titans	7:00 p.m.	KARE	KFAN/KTLK

Regular Season

DAY	DATE	OPPONENT	TIME (CT)	TELEVISION	RADIO
Sunday	Sept. 7	at St. Louis Rams	Noon	FOX	KFAN / KTLK
Sunday	Sept. 14	New England Patriots	Noon	CBS	KFAN / KTLK
Sunday	Sept. 21	at New Orleans Saints	Noon	FOX	KFAN / KTLK
Sunday	Sept. 28	Atlanta Falcons	3:25 PM	FOX	KFAN / KTLK
Thursday	Oct. 2	at Green Bay Packers	7:25 PM	CBS/NFLN	KFAN / KTLK
Sunday	Oct. 12	Detroit Lions	Noon*	FOX	KFAN / KTLK
Sunday	Oct. 19	at Buffalo Bills	Noon*	FOX	KFAN / KTLK
Sunday	Oct. 26	at Tampa Bay Buccaneers	Noon*	FOX	KFAN / KTLK
Sunday	Nov. 2	Washington Redskins	Noon*	FOX	KFAN / KTLK
Sunday	Nov. 9	BYE WEEK			
Sunday	Nov. 16	at Chicago Bears	Noon*	FOX	KFAN / KTLK
Sunday	Nov. 23	Green Bay Packers	Noon*	FOX	KFAN / KTLK
Sunday	Nov. 30	Carolina Panthers	Noon*	FOX	KFAN / KTLK
Sunday	Dec. 7	New York Jets	Noon*	CBS	KFAN / KTLK
Sunday	Dec. 14	at Detroit Lions	Noon*	FOX	KFAN / KTLK
Sunday	Dec. 21	at Miami Dolphins	Noon*	FOX	KFAN / KTLK
Sunday	Dec. 28	Chicago Bears	Noon*	FOX	KFAN / KTLK

Wild Card Playoffs, January 3-4, 2015

Divisional Playoffs, January 10-11, 2015

Conference Championship Games, January 18, 2015

Super Bowl XLIX, University of Phoenix Stadium, Glendale, Ariz., February 1, 2015

*Times Subject to Change