

# Letto PABLO

## PABLO bed

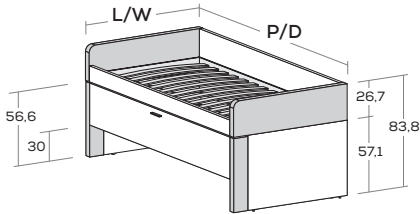
### Letto PABLO

PABLO bed

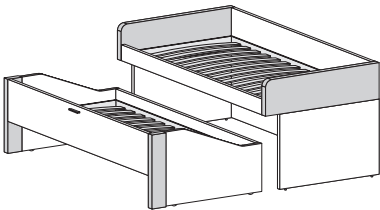
Con secondo letto estraibile con ruote autofrenanti, progettato per materasso H. 20 cm su entrambi i letti.  
With trundle bed on self-locking wheels, designed for 20cm-high mattress on both beds.

Attrezzabile con tutti gli accessori H. 29,2 cm.  
Can be fitted with all accessories H 29,2 cm.

CHIUSO  
CLOSED



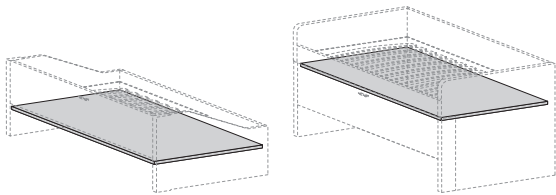
APERTO  
OPEN



RETE / MATERASSO MATT. BASE / MATTRESS		L/W	H	P/D
		<input type="checkbox"/>	<input type="checkbox"/>	<input type="checkbox"/>
90	x 190 200	98	83,8	203 213

### Pannello sottorete sp. 1,2 cm per letto PABLO

1,2 cm-thick panel under mattress base for PABLO bed



Per rete cm For matt. base cm	
L/W	P/D
90	190 200