



Struttura: in multistrato marino. Preparazione della struttura sedile in poliuretano espanso a quote differenziate ad alta densità, rivestito successivamente con trapuntino di fibra di poliestere idrorepellente. Schienali in tubolare di alluminio verniciato a polvere nei colori Écru, Teak o Testa di Moro, con finitura opaca e rivestiti da un filato di polipropilene intrecciato Taslan (processo di testurizzazione a getto d'aria), Ø 20 mm. Il filato è disponibile nei colori Écru, Teak e Testa di Moro in abbinamento alla finitura prevista per gli schienali. Il profilo verticale degli schienali è caratterizzato da una barra piatta di alluminio, sagomata e verniciata in tinta al colore della corda. Gli schienali si agganciano alla base imbottita attraverso un pratico sistema di innesto e sgancio rapido.

Cuscineria: imbottitura poggiatesta in poliuretano a quote differenziate, rivestito successivamente con trapuntino di fibra di poliestere idrorepellente. Imbottitura cuscino schienale in poliuretano espanso a quote differenziate ad alta resilienza e viscofibra.

Al fine di migliorare la protezione delle imbottiture da acqua e umidità, tutti i cuscini sono rivestiti con una fodera in poliestere con trattamento idrorepellente. Tutti gli accessori utilizzati per la confezione - cerniere, filo - sono idrorepellenti e pertanto idonei all'utilizzo outdoor.

Sfoderabilità: completamente sfoderabile.

Piedini: in tubolare di acciaio inox, verniciato color Testa di Moro opaco con appoggio a terra mezzo scivolanti in SEBS color testa di Moro.

OPZIONE ALTEZZA PIEDINI/RUOTE
A richiesta sono disponibili, senza sovrapprezzo, piedini e kit ruote (per pouf) H 8,5 cm ovvero più alti di 2 cm rispetto ai piedini/ruote di serie.

NOTA

La misura che indica l'altezza totale dell'elemento è data dall'altezza e dal tipo di cuscini utilizzati.

Structure: in marine-grade plywood. The seat structure is made of numerous layers of variable-density high-resilience polyurethane foam, encased in water-repellent polyester fibre quilting. Backrests in tubular aluminium, with epoxy powder-coat finish in Écru, Teak or Dark Brown colour, matt finish, and woven 20 mm Ø Taslan (air-jet weaving and texturization process) polypropylene cord. The cord is available in Écru, Teak or Dark Brown colour, to match the backrest finish. The vertical profile of the backrests features a flat, contoured aluminium bar varnished in a colour matching the cord.

The backrests are attached to the padded base through a system of quick set and release closures.

Cushions: lumbar cushion padding in variable-density polyurethane foam, encased in water-repellent polyester fibre quilting.

Backrest cushion padding in high-resilience, variable-density polyurethane foam and viscose fibre. In order to better protect the padding from water and humidity, all the cushions are encased in water-repellent polyester slipcovers. All the accessories - zippers, thread - are water-repellent and therefore appropriate for outdoor use.

Covers: upholstery is completely removable.

Feet: in tubular stainless steel varnished matt Dark Brown colour, rest on SEBS glides in Dark Brown colour.

FEET/CASTORS HEIGHT OPTIONS

Available upon request without surcharge, 8,5 cm high feet and kit-castors (for ottomans); which are 2 cm higher than standard feet/castors.

NOTE

The size which indicates the total height of the element is the result of the height and the type of cushions used.

Gestell: Aus Bootsbausperholz. Polsterung der Struktur der Sitzfläche aus hochwiderstandsfähigem PU-Schaum, der aus zahlreichen Schichten mit differenzierter Dichte besteht und einer weiteren gesteppten Polsterung aus wasserabweisender Polyesterfaser.

Rückenlehnen aus Hohlprofil aus Aluminium mit Pulverlackierung in den Farben Écru, Teak oder Dunkelbraun, in Matt-Finish, bezogen mit einem Taslan-Gewebe aus Polypropylengarn (Lufttexturierungsverfahren), Ø 20 mm. Das Garn ist in den Farben Écru, Teak und Dunkelbraun erhältlich, passend zur Farbe, die für die Rückenlehnen gewählt wurde. Das vertikale Profil der Rückenlehnen weist eine flache, geformte Aluminiumstange im der gleiche Farbe wie die Schnur auf.

Die Rückenlehnen werden mit einem praktisches, schnelles Stecksystem mit dem Grundgestell verbunden.

Kissen: Polsterung des Lendenkissens aus PU-Schaum mit unterschiedlicher Dichteverteilung und zusätzlicher gesteppter Polsterung aus wasserabweisender Polyesterfaser.

Polsterung des Rückenkissens aus hochwiderstandsfähigem PU-Schaum mit unterschiedlicher Dichteverteilung und ViscoFibra.

Zum Schutz der Polsterung vor Wasser und Feuchtigkeit verfügen alle Kissen über einen Polyesterbezug mit wasserabweisender Behandlung.

Alle für die Konfektionierung verwendeten Accessoires (Reißverschlüsse, Garn) sind wasserabweisend und daher für den Outdoor-Bereich geeignet.

Abziehbarkeit: Komplet abziehbar.

Füße: Aus Hohlprofil aus Edelstahl mit matter Lackierung in der Farbe Dunkelbraun und Auflage auf dem Boden mit Schutzgleitern aus SEBS in der Farbe Schokoladenbraun.

OPTION HÖHE FÜSSE/ROLLEN

Auf Anfrage sind, ohne Aufpreis, 8,5 cm hohe Füße und Kit-Rollen (für Hocker) erhältlich, also 2 cm höher als die serienmäßige Ausführung.

HINWEIS

Die Gesamthöhe des Elementes ist abhängig von der Höhe und Art der verwendeten Kissen.

Structure : en contreplaqué marine. Préparation de la structure de l'assise en mousse polyuréthane haute résilience composée de plusieurs couches à densité différenciée, recouvert ultérieurement d'un tissu multicouche matelassé en fibre de polyester déperlant.

Dossiers en tube d'aluminium thermolaqué couleur écru, teak ou marron foncé, finition mat, recouverts d'un fil de polypropylène tressé Taslan (procédé de texturation par jet d'air), Ø 20 mm. Le fil est disponible couleur Écru, Teck et Marron Foncé pour s'harmoniser avec la finition prévue pour les dossiers.

Le profilé vertical des dossiers est caractérisé par une barre plate en aluminium, façonnée et peinte dans la couleur de la corde.

Les dossiers sont accrochés au piètement rembourré au moyen d'un mécanisme d'enclenchement et déclenchement rapide.

Coussins : rembourrage du coussin cale-reins en mousse polyuréthane à densité différenciée, recouvert ultérieurement d'un tissu multicouche matelassé en fibre de polyester déperlant.

Rembourrage du coussin de dossier en mousse polyuréthane à densité différenciée haute résilience et en viscofibre.

Afin d'améliorer la protection des rembourrages contre l'eau et l'humidité, tous les coussins sont recouverts d'une housse en polyester avec traitement déperlant. Tous les accessoires utilisés pour la confection - fermetures à glissière, fil - sont déperlants et donc adaptés à une utilisation en extérieur.

Déhoussage : entièrement déhoussable.

Embouts de pieds : en tube d'acier inoxydable peint en Marron Foncé mat terminé par un patin glisseur en SEBS Marron Foncé.

OPTION HAUTEUR PIEDS/ROULETTES

Des pieds et kit roulettes (pour pouf) H 8,5 cm, à savoir 2 cm plus hauts que les pieds/roulettes standard, sont disponibles sur demande, sans surcout.

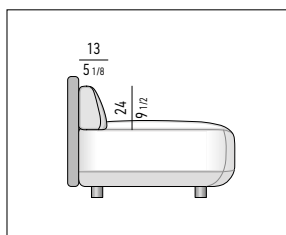
NOTE

La mesure qui indique la hauteur totale de l'élément est donnée par la hauteur et le type de coussins utilisés.



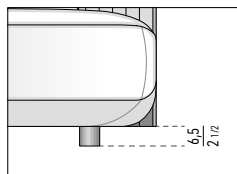
THIS PRODUCT IS MADE OF FSC® CERTIFIED WOOD COMPONENTS

CUSCINO POGGIARENI | LUMBAR CUSHION

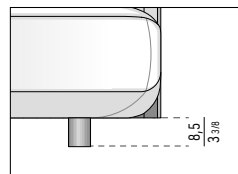


ALTEZZA BASI | BASES HEIGHT

VERSIONE STANDARD
STANDARD VERSION

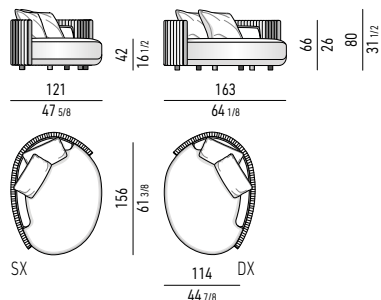


VERSIONE HIGH
HIGH VERSION



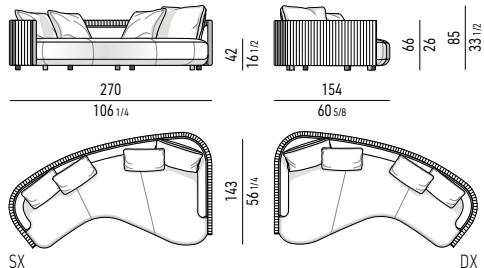
POLTRONA / PAOLINA | ARMCHAIR / PAOLINA

POLTRONA / PAOLINA CM 121X163
ARMCHAIR / PAOLINA CM 121X163



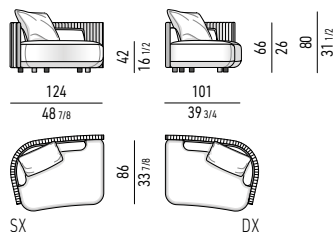
DIVANO | SOFA

DIVANO CM 270X154 - DOPPIA PROFONDITÀ
SOFA CM 270X154 - DOUBLE DEPTH

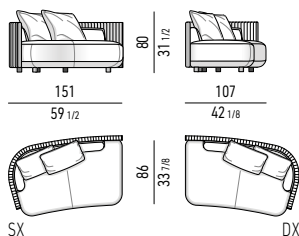


ELEMENTI TERMINALI | ELEMENTS WITH 1 ARMREST

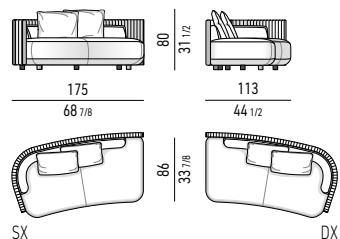
ELEMENTO TERMINALE CM 124
ELEMENT WITH 1 ARMREST CM 124



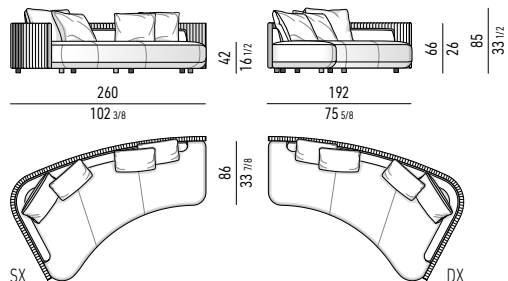
ELEMENTO TERMINALE CM 151
ELEMENT WITH 1 ARMREST CM 151



ELEMENTO TERMINALE CM 175
ELEMENT WITH 1 ARMREST CM 175

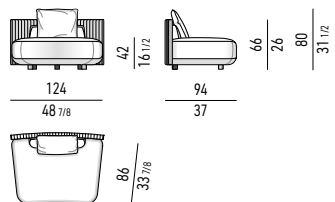


ELEMENTO TERMINALE CM 260X192 - DOPPIA PROFONDITÀ
ELEMENT WITH 1 ARMREST CM 260X192 - DOUBLE DEPTH

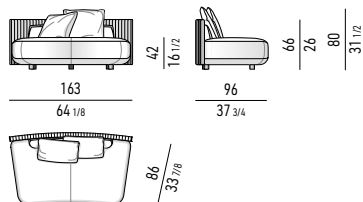


ELEMENTI CENTRALI | CENTRAL ELEMENTS

ELEMENTO CENTRALE CM 124
CENTRAL ELEMENT CM 124

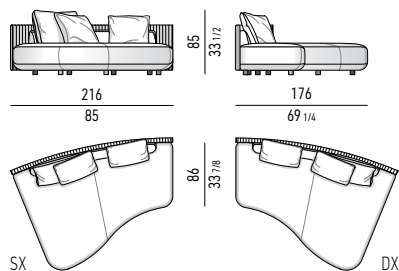


ELEMENTO CENTRALE CM 163
CENTRAL ELEMENT CM 163

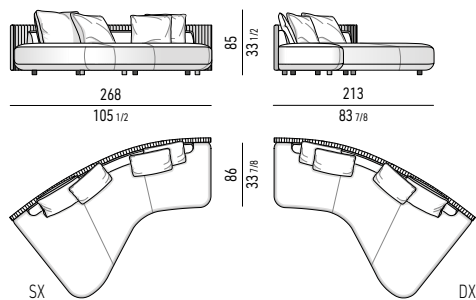


Minotti

ELEMENTO CENTRALE CM **216X176** - DOPPIA PROFONDITÀ
CENTRAL ELEMENT CM **216X176** - DOUBLE DEPTH

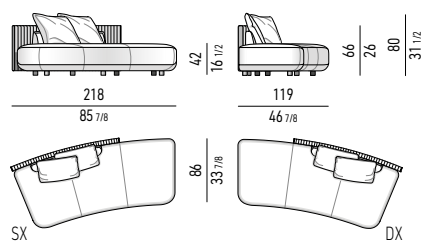


ELEMENTO CENTRALE CM **268X213** - DOPPIA PROFONDITÀ
CENTRAL ELEMENT CM **268X213** - DOUBLE DEPTH



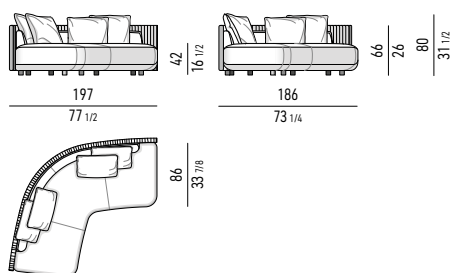
ELEMENTO PENISOLA | OPEN-END ELEMENT

ELEMENTO PENISOLA CM **218**
OPEN-END ELEMENT CM **218**



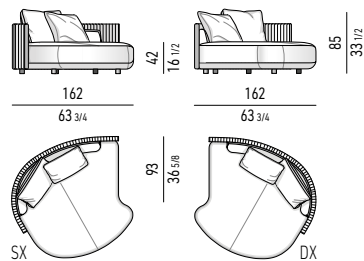
ELEMENTO ANGOLARE | CORNER ELEMENT

ELEMENTO ANGOLARE CM **197X186**
CORNER ELEMENT CM **197X186**



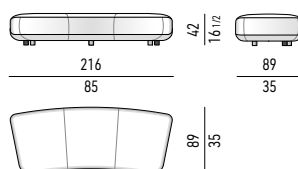
CHAISE-LONGUE

CHAISE-LONGUE CM **162X162**
CHAISE-LONGUE CM **162X162**



PANCA | BENCH

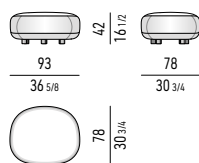
PANCA CM **216X89**
BENCH CM **216X89**



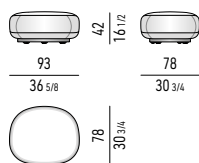
POUF | OTTOMANS

POUF CM **93X78**
OTTOMAN CM **93X78**

VERSIONE **FISSA** | FIXED VERSION

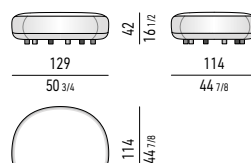


VERSIONE **CON RUOTE** | VERSION WITH CASTORS

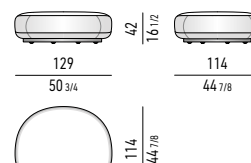


POUF CM **129X114**
OTTOMAN CM **129X114**

VERSIONE **FISSA** | FIXED VERSION



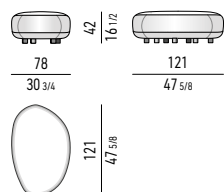
VERSIONE **CON RUOTE** | VERSION WITH CASTORS



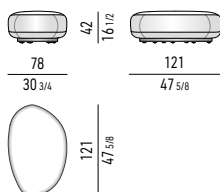
Minotti

POUF CM **78X121**
OTTOMAN CM **78X121**

VERSIONE **FISSA** | **FIXED VERSION**

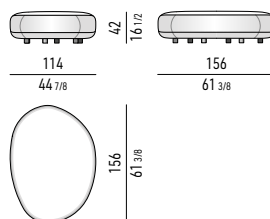


VERSIONE **CON RUOTE** | **VERSION WITH CASTORS**

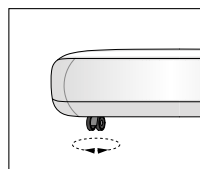
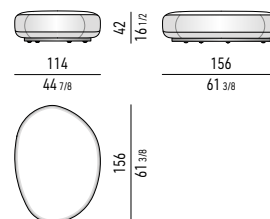


POUF CM **114X156**
OTTOMAN CM **114X156**

VERSIONE **FISSA** | **FIXED VERSION**



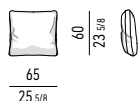
VERSIONE **CON RUOTE** | **VERSION WITH CASTORS**



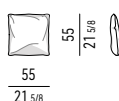
VERSIONE CON RUOTE | VERSION WITH CASTORS
APPOGGIO A TERRA TRAMITE RUOTE CON MOVIMENTO GIREVOLE A 360°
RESTS ON CASTORS WITH 360° SWIVEL

CUSCINI OPTIONAL | OPTIONAL CUSHIONS

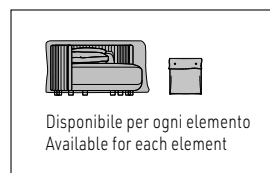
CUSCINO SCHIENALE OPTIONAL CM **65X60**
OPTIONAL BACKREST CUSHION CM **65X60**



CUSCINO OPTIONAL CM **55X55**
OPTIONAL CUSHION CM **55X55**




OPTIONAL RAIN COVER




STRUTTURA STRUCTURE

ALLUMINIO OPACO
MATT ALUMINIUM



RIVESTIMENTO STRUTTURA STRUCTURE COVER

FILATO POLIPROPILENE
POLYPROPYLENE CORD




STRUTTURA STRUCTURE

ALLUMINIO OPACO
MATT ALUMINIUM



RIVESTIMENTO STRUTTURA STRUCTURE COVER

FILATO POLIPROPILENE
POLYPROPYLENE CORD



STRUTTURA STRUCTURE

ALLUMINIO OPACO
MATT ALUMINIUM



RIVESTIMENTO STRUTTURA STRUCTURE COVER

FILATO POLIPROPILENE
POLYPROPYLENE CORD



PIEDINI E BASE POUF FEET AND OTTOMAN BASE

ACCIAIO INOX
STAINLESS STEEL

