



# NOVO

Building Products



**MOULDINGS | SHEET GOODS | BOARDS**  
**EXTERIOR MILLWORK**

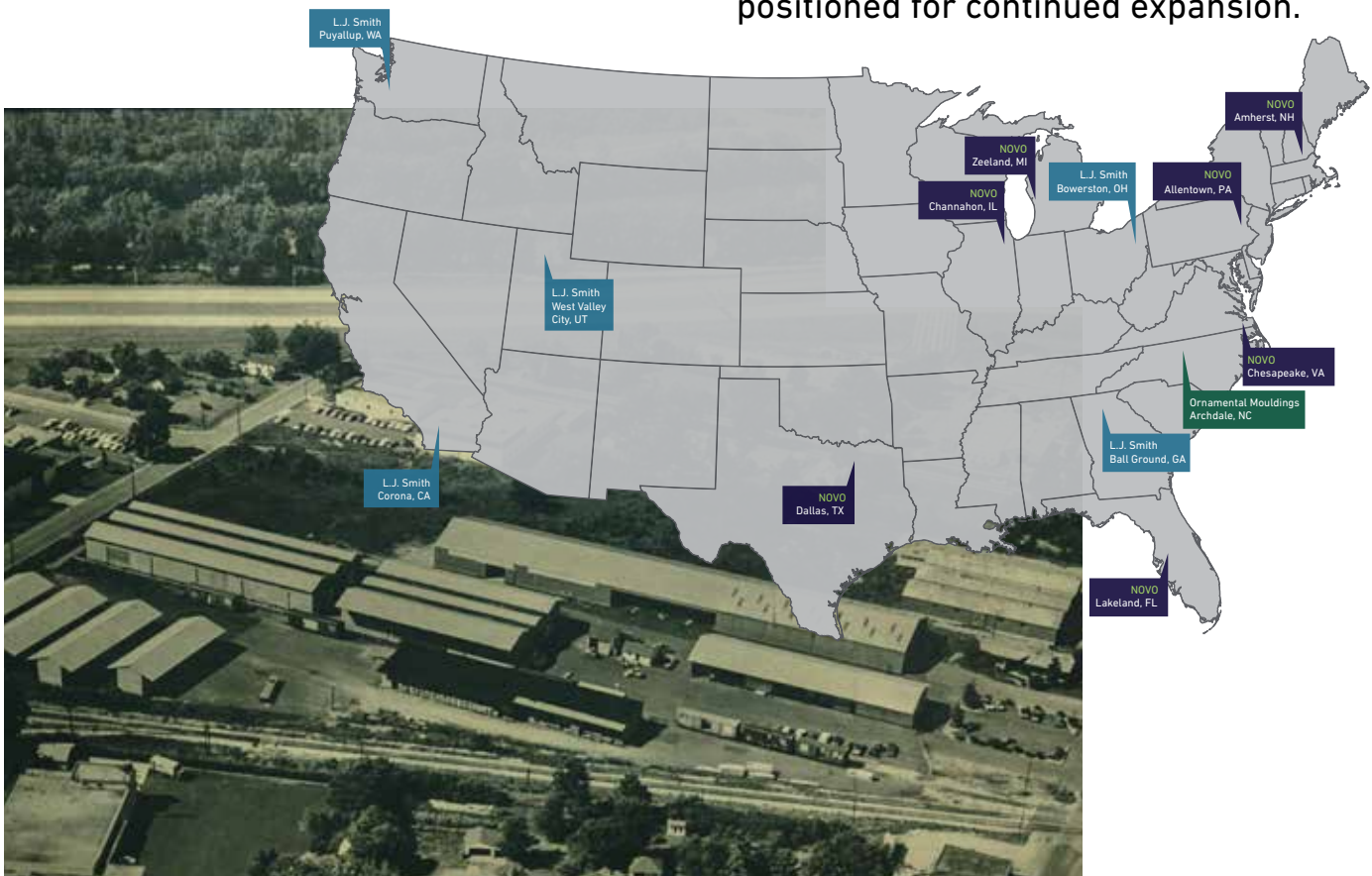
**ALLENTOWN DISTRIBUTION CENTER**

# our STORY

## DEEP ROOTS. HIGH STANDARDS. BRIGHT FUTURE.

Founded in 1946, Novo Building Products (previously known as Empire Moulding & Millwork) has grown into one of the largest millwork distribution and manufacturing

companies in the United States. With a geographic footprint that touches the majority of the eastern half of the United States, Novo Building Products is positioned for continued expansion.



our

# FAMILY

**NOVO BUILDING PRODUCTS IS PROUD TO BE PART OF THE ADENTRA FAMILY.**



Novo Building Products is an industry leading manufacturer and distributor of mouldings, stair parts, doors, and specialty building products. We serve building material dealers (lumberyards), door shops, retail home centers, and millwork manufacturing partners throughout the United States and parts of Canada and Mexico.

Learn more at **NOVOBP.COM**.

ADENTRA is one of North America's largest distributors of architectural-grade building and millwork products to the residential and commercial construction industries. Adentra currently operates a network of 86 distribution and fabrication facilities in North America consisting of five industry leading distribution brands: Hardwoods Specialty Products, Mid-Am Supply, Frank Paxton Lumber Company, Rugby Architectural Building Products, and Novo Building Products.

Learn more at **ADENTRAgroup.com**.





# NOVO

Building Products



INSPIRATION .....	6	STOOLS   THRESHOLDS .....	45
BUILD UPS.....	20	STOPS   MULLIONS.....	46
BOARDS .....	22	CHAIR RAILS .....	47
SHEET GOODS .....	23	PANEL MOULD   PLY CAPS .....	48
FLEXIBLE MOULDING .....	26	WALL PANELS .....	49
JAMBS.....	27	GENERAL PURPOSE .....	50
CASING.....	28	WALL RAILS .....	51
DECORATIVE ARCHITRAVES .....	32	CORBELS .....	52
ROSETTES, PLINTH & BASE BLOCKS...33		DECORATIVE ACCESSORIES.....	53
BASE CAPS.....	34	COLUMNS .....	58
BASE.....	34	L.J. SMITH STAIR SYSTEMS .....	59
CROWN.....	39	INDEX .....	62
CROWN BLOCKS.....	43	QUALITY PRODUCTS.....	63
WINDOW & DOOR MISC. ....	44		





# THE NEW & IMPROVED **NOVO PRODEALER PORTAL**



24/7 access to  
stocked product  
pricing



Easily place orders  
on a desktop or  
mobile device



Order status updates

## **BRAND NEW FEATURES!**

- Invoice Lookup
- Product Filters
- Instant Account Verification
- Intercompany User Management
- Out-of-Stock Flag
- Full Product Catalog



[pro.novobp.com](https://pro.novobp.com)

Use your existing  
credentials to access the  
new ProDealer Portal

Don't have an account?  
Follow the steps below  
to sign up today!

1. Locate your Customer Code from the "Ship To" line on your order acknowledgment.
2. Navigate to [novobp.com](https://novobp.com). Click on Dealer Login. Select "Create An Account".
3. Fill in all fields marked with "Required" and select "Create Account".
4. Explore the new online portal.

Style is individual, personal, and unique.  
Make your room a reflection of you...

# DISTIN





# GUISH

## YOUR STYLE



RANCH  
CLASSIC  
COLONIAL  
MIDWESTERN  
EARLY AMERICAN  
INVITING & TIMELESS

# Traditional

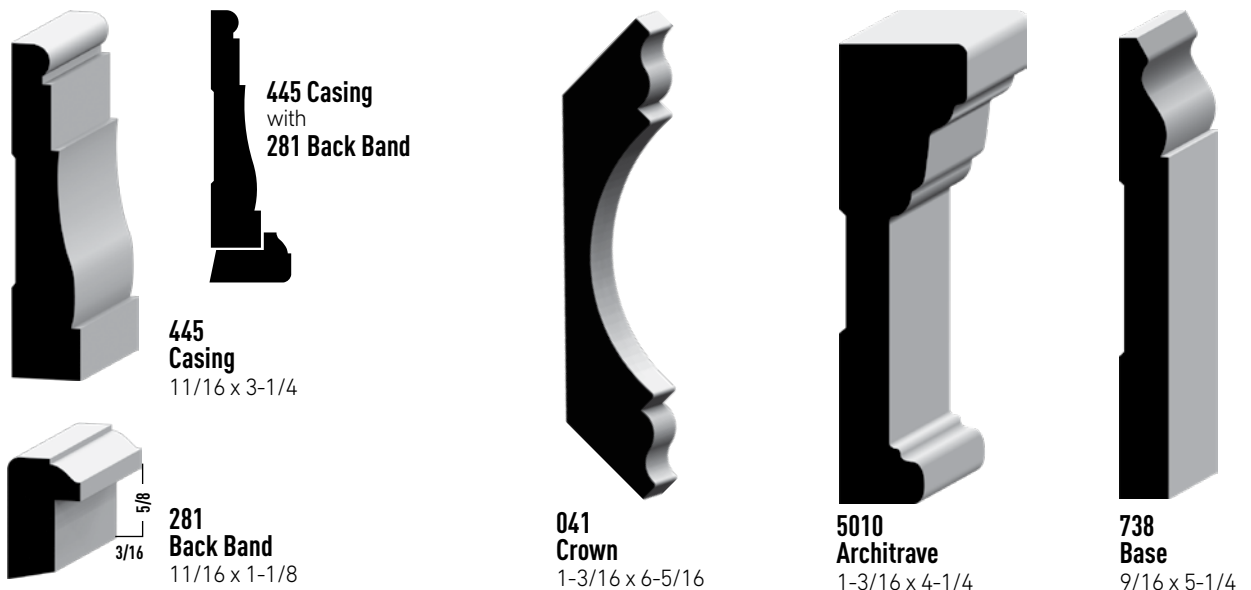




Achieve a similar look using: **041** Crown | **5010** Architrave | Chair Rail & Casing: **445** Casing plus **281** Back Band | **738** Base

## Traditional

Traditional Mouldings enhance any home style from Midwestern, Early American to Coastal. They blend perfectly with the classic style furnishing and timeless building materials of today. NOVO has a vast selection of traditional style mouldings to match and enhance your own unique style.



Profiles shown are not to scale.

**WARNING:** Drilling, sawing, sanding or machining wood products can expose you to wood dust, a substance known to the State of California to cause cancer. Avoid inhaling wood dust or use a dust mask or other safeguards for personal protection. For more information go to [www.P65Warnings.ca.gov/wood](http://www.P65Warnings.ca.gov/wood)

NOVOBP.COM | 800.253.9000

# Contemporary

**ARTISTIC  
AVANT-GARDE**

**ECLECTIC YET  
SOPHISTICATED SIMPLICITY**

**FULL OF LIFE, CULTURE,  
COLOR, AND TEXTURE**

**COMBINING UNIQUE, FOUND,  
REPURPOSED OBJECTS, BOTH  
NATURAL & MANUFACTURED  
MATERIALS**



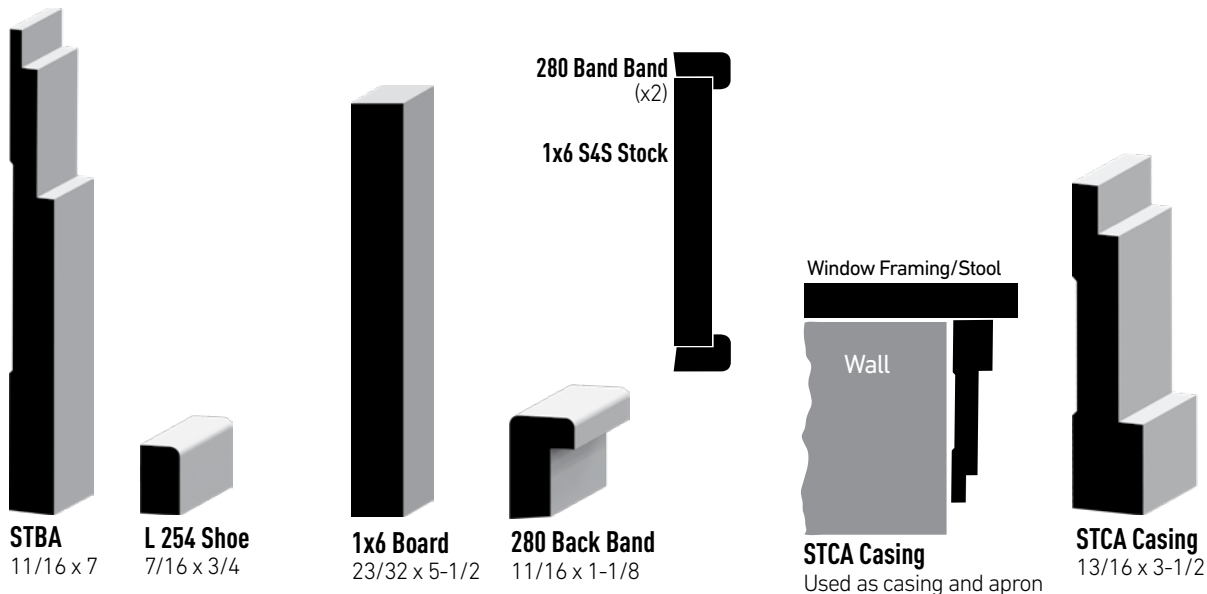


The mouldings listed may not be as shown in the image but are represented to achieve a similar style or look:

STCA Casing | Architrave made by: **1x6 S4S** & **280 Back Band (x2)**  
**STBA** Base | **L 254** Shoe

## Contemporary

At its core, the word "contemporary" means "of the moment." Sleek & thoughtful, contemporary design spaces often feature a mixture of both straight and elegantly curved lines, which can be seen as a slight nod to this style's art deco roots. Today, the look is defined by curved lines, and embraces minimalistic elements highlighting grays, beiges and shades of white. Although the contemporary trend changes with time, the basic cutting edge simplicity and idealism remains as unique as your vision.



Profiles shown are not to scale.


**WARNING:** Drilling, sawing, sanding or machining wood products can expose you to wood dust, a substance known to the State of California to cause cancer. Avoid inhaling wood dust or use a dust mask or other safeguards for personal protection. For more information go to [www.P65Warnings.ca.gov/wood](http://www.P65Warnings.ca.gov/wood)





# Victorian

GLAMOROUS  
ORNATE  
ART DECO  
BAROQUE  
SOUTHERN PLANTATION  
COLONIAL ESTATE





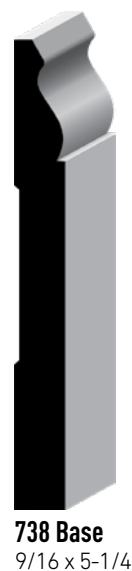

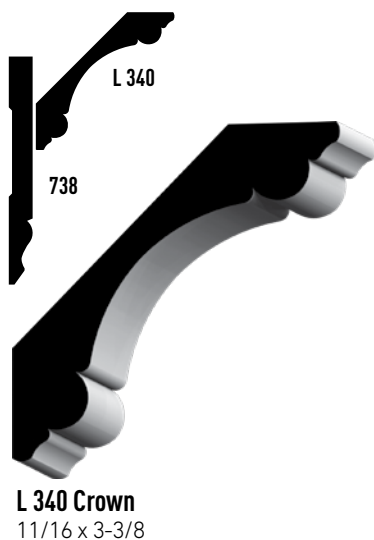


The mouldings listed may not be as shown in the image but are represented to achieve a similar style or look:

Crown Buildup: **L 340** Crown & **738** Base | **8412** Cap | **S RB3** Casing |  
Base Buildup: **738** Base & **S RB3** Casing

## Victorian

Victorian Mouldings hearken to the richness of old world artisan builders, craftsman and clothiers that regarded every part of their work a piece of art. It is a style that can transform the bland into a bold statement of line and form. Ornate mouldings can be combined to restore a great Painted Lady or add a subtle flair and richness to add glamour to any room in your home.



Profiles shown are not to scale.

**WARNING:** Drilling, sawing, sanding or machining wood products can expose you to wood dust, a substance known to the State of California to cause cancer. Avoid inhaling wood dust or use a dust mask or other safeguards for personal protection. For more information go to [www.P65Warnings.ca.gov/wood](http://www.P65Warnings.ca.gov/wood)



# Farmhouse

FARM & COTTAGE, RUSTIC & FINISHED, HANDCRAFTED & MILLED  
NATURAL & PAINTED WOODS, STURDY BEAMS & HEADERS  
LIVABLE LUXURY — FRONTIER SIMPLICITY...  
WORK... RESTORE



*The mouldings listed may not be as shown in the image but are represented to achieve a similar style or look:*

**B G312 Casing w/B G200 Back Band Casing | 1x6 Board - Window Stool**  
**B G512 Base | B G100 Shoe | L SL16 Shiplap**  
**BEAMRUSTIC-8WM5x3 Faux Beam**

## Farmhouse

Classic, elegant and comfortable, the modern farmhouse decorating is rooted in rustic country charm peppered with warm minimalism. Striking just the right balance of pastoral and refined, modern farmhouse decor emphasizes comfort and casual living with contemporary sensibilities reflective of today's times. NOVO stocks a wide variety of hardwood and primed mouldings, boards, and wall panels from wainscoting, bead-board to shiplap. Combined with faux beams from Ornamental Mouldings to create warm and inviting spaces from cozy to dramatic and inviting for a family gathering.



**L SL16  
Nickel Gap  
Shiplap**  
5/8 x 5-3/8



**1x6 Board**  
23/32 x 5-1/2



**B G200 Bevel Nose  
Back Band**  
1-1/16 x 1-1/16



**B G312 Casing**  
11/16 x 3-1/2



**B G512 Base**  
9/16 x 5-1/2



**BEAMRUS-  
TIC-8WM5x5**  
Rustic Maple Beam



**B G100 Shoe**  
5/8 x 1

Profiles shown are not to scale.

**⚠ WARNING:** Drilling, sawing, sanding or machining wood products can expose you to wood dust, a substance known to the State of California to cause cancer. Avoid inhaling wood dust or use a dust mask or other safeguards for personal protection. For more information go to [www.P65Warnings.ca.gov/wood](http://www.P65Warnings.ca.gov/wood)



# Craftsman







**LINE & STRUCTURE  
HANDCRAFTED  
ARCHITECTURAL  
ARTISAN-CRAFTSMAN  
MODERN-FARMHOUSE  
WESTERN RANCH**

*The mouldings listed may not be as shown in the image but are represented to achieve a similar style or look:*

**5010 Architrave | 412 Casing | L 432 Casing w/280 Back Band  
L 414 E1E Base w/280 Back Band | L 254 Shoe  
BEAMRUSTIC-8WM5x5 Faux Beam**

## Craftsman

Craftsman homes are full of endless detail and character, known for their natural materials, cozy interiors, and wide porches. Patterns and lines show the Arts & Crafts Architectural style through the use of natural woods combined with simple paint schemes. Wainscoting or beadboard detailing, and decorated ceilings with beams will help to give your home that warm feeling.



**5010 Architrave**  
1-3/16 x 4-1/4



**412 E2E Casing**  
19/32 x 3-1/2



**L 432 E1E Casing**  
9/16 x 3-1/2



**280 Back Band**  
5/8 x 1-5/8




**L 414 E1E Base**  
11/16 x 1-1/8



**L 414 E1E Base**  
9/16 x 4-1/4



**BEAMRUSTIC-8WM5x5**  
Rustic Maple Beam



**L 254 Craftsman Shoe**  
7/16 x 3/4

Profiles shown are not to scale.

**WARNING:** Drilling, sawing, sanding or machining wood products can expose you to wood dust, a substance known to the State of California to cause cancer. Avoid inhaling wood dust or use a dust mask or other safeguards for personal protection. For more information go to [www.P65Warnings.ca.gov/wood](http://www.P65Warnings.ca.gov/wood)

# Craftsman | Sleek, Modern, Simple

## Crown



**E519**  
9/16 x 4-1/4  
MDF 16'



**CR291**  
3/4 x 5-1/4  
MDF 16'




**505**  
1 x 7  
MDF 16'

## Base Cap | Base



**BGC1**  
Slant Cap  
3/4 x 1-1/16  
PRIMED 16'



**BGC2**  
Chamfer Cap  
3/4 x 1-1/16  
PRIMED 16'




**L433E E1E**  
1/2 x 3-1/4  
MDF 16'



**L414 E1E**  
9/16 x 4-1/4  
PRIMED 16'

## Shoe



**L254 Shoe**  
7/16 x 3/4  
PRIMED  
8' | 12' | 16'



**BG100 Shoe**  
5/8 x 1  
PRIMED  
16'



**BG412**  
11/16 x 4-1/2  
PRIMED 16'



**WB514**  
9/16 x 5-1/4  
PRIMED 16'



**L514 E1E**  
9/16 x 5-1/4  
PRIMED 8'



**512E E1E**  
1/2 x 5-1/2  
MDF 16'

**L512 E1E**  
9/16 x 5-1/2  
PRIMED 16'



**BG512**  
9/16 x 5-1/2  
PRIMED 16'  
MDF 16'




**L714E E1E**  
9/16 x 7-1/4  
PRIMED 16'

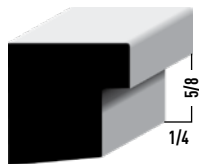


**BG712**  
9/16 x 7-1/2  
PRIMED 16'  
MDF 16'

## Back Band



**BG200 Bevel Nose Back Band**  
1-1/16 x 1-1/16  
PRIMED 16'



**BG250 Eased Nose Back Band**  
1-1/16 x 1-1/16  
PRIMED 16'



STCA Casing | STCB Base | L 254 Shoe

## Casing



**L473 E2E**  
19/32 x 2-1/4  
MDF 7'6" | 15'



**472 E2E**  
9/16 x 2-1/2  
PRIMED 16'  
19/32 x 2-1/2  
MDF 16'



**452 E2E**  
11/16 x 2-1/2  
PRIMED 7'2" | LF 16'



**L452 E1E**  
11/16 x 2-1/2  
PRIMED 7'2" | 16'  
9/16 x 2-1/2  
MDF 16'



**BG212**  
11/16 x 2-1/2  
PRIMED 16'  
MDF 16'



**BG312**  
11/16 x 3-1/2  
PRIMED 16'  
MDF 16'



**L412 E1E**  
11/16 x 3-1/2  
PRIMED 16'



**412 E2E**  
19/32 x 3-1/2  
MDF 16'



**432 E2E**  
9/16 x 3-1/2  
PRIMED 16'



**L432 E1E**  
9/16 x 3-1/2  
PRIMED 16'



**WC312**  
11/16 x 3-1/2  
PRIMED 16'

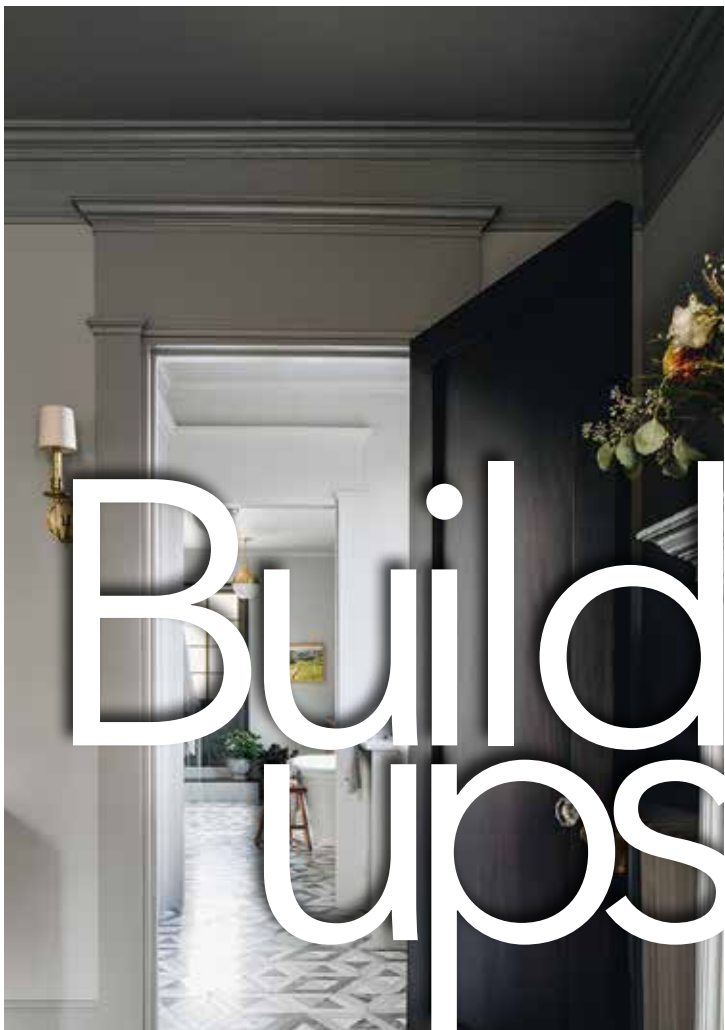


**STCA**  
13/16 x 3-1/2  
PRIMED 16'



**SCCA**  
13/16 x 3-1/2  
PRIMED 16'

**E412 E2E**  
11/16 x 3-1/2  
PRIMED 16'

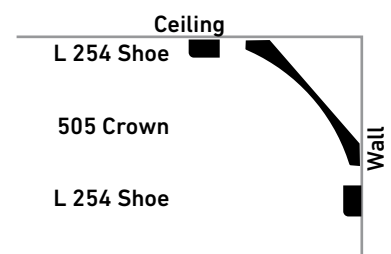
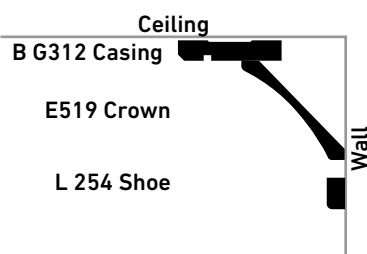


## Combine moulding patterns to create a unique home style.

- Combine crowns, bases, casing, panel moulds, shoe or quarter rounds and more, to create detail, line and pattern.
- Use boards or square stock to build up depth.
- Combine square and eased edges to create richer detail.
- Use moulding with the same style families for a harmonious feel.
- Create completely unique build-ups to fit your own style.



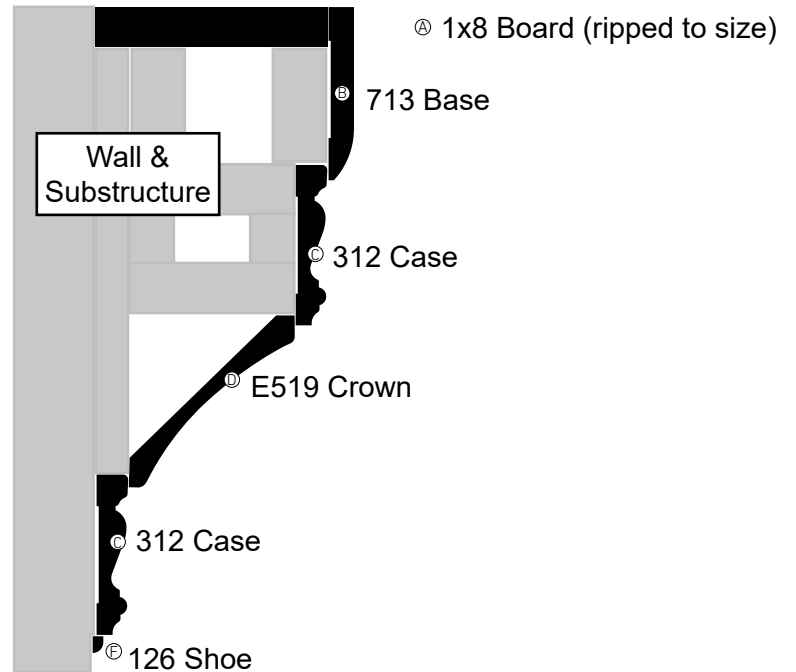
Build-Ups can dramatically change any space adding rich detail for low-cost.





**Build-Up combinations are as limitless as your imagination.  
Create a look that is uniquely you.**

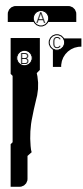
## Build-Ups | Fireplace Surround



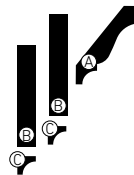
## Build-Ups | Casing




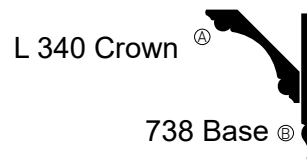
- Ⓐ L 887 Mullion
- Ⓑ 444 Casing
- Ⓒ 93 Cove



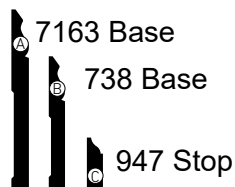
- Ⓐ L 49 Crown
- Ⓑ 1X4 S4S
- Ⓒ 93 Cove



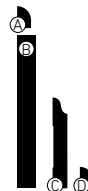
## Build-Ups | Crown



## Build-Ups | Base



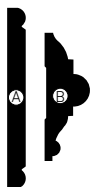
- Ⓐ 126 Shoe
- Ⓑ 1X6 S4S
- Ⓒ 663 Base
- Ⓓ 106 Quarter Round



## Build-Ups | Chair



- Ⓐ W 956 Chair Rail Backer
- Ⓑ 300 Chair Rail



# Boards



S4S PINE BOARDS			
PTN#	SKU #	SIZE	UofM
1X4	1050001	3/4 x 3-1/2 x 8'	PC
	1050002	3/4 x 3-1/2 x 10'	PC
	1050003	3/4 x 3-1/2 x 12'	PC
	1050004	3/4 x 3-1/2 x 14'	PC
	1050005	3/4 x 3-1/2 x 16'	PC
1X6	1050006	3/4 x 5-1/2 x 6'	PC
	1050008	3/4 x 5-1/2 x 8'	PC
	1050009	3/4 x 5-1/2 x 10'	PC
	1050011	3/4 x 5-1/2 x 14'	PC
	1050012	3/4 x 5-1/2 x 16'	PC
1X8	1050015	3/4 x 7-1/4 x 8'	PC
	1050016	3/4 x 7-1/4 x 10'	PC
	1050017	3/4 x 7-1/4 x 12'	PC
	1050018	3/4 x 7-1/4 x 14'	PC
	1050019	3/4 x 7-1/4 x 16'	PC
1X10	1050032	3/4 x 9-1/4 x 8'	PC
	1050033	3/4 x 9-1/4 x 10'	PC
	1050034	3/4 x 9-1/4 x 12'	PC
	1050035	3/4 x 9-1/4 x 14'	PC
	1050036	3/4 x 9-1/4 x 16'	PC
1X12	1050040	3/4 x 11-1/4 x 8'	PC
	1050041	3/4 x 11-1/4 x 10'	PC
	1050042	3/4 x 11-1/4 x 12'	PC
	1050043	3/4 x 11-1/4 x 14'	PC
	1050044	3/4 x 11-1/4 x 16'	PC

PRIMED MDF S4S BOARDS			
PTN#	SKU #	SIZE	UofM
1X4	1055578	11/16 x 3-1/2 x 8'	PC
	1049055	11/16 x 3-1/2 x RL	LF
	1055557	11/16 x 3-1/2 x R7	LF
1X6	1055579	11/16 x 5-1/2 x 8'	PC
	1049058	11/16 x 5-1/2 x RL	LF
1X8	1049060	11/16 x 7-1/4 x RL	LF
110	1049075	11/16 x 9-1/4 x RL	LF
112	1049078	11/16 x 11-1/4 x RL	LF

S4S PRIMED FJ PINE BOARDS			
PTN#	SKU #	SIZE	UofM
12X4	1056102	1/2 x 3-1/2 x RL	LF
12X6	1056103	1/2 x 5-1/2 x RL	LF
T1X2	1055779	3/4 x 1-1/2 x 8'	PC
1X2	1049353	11/16 x 1-1/2 x RL	LF
1X3	1047694	23/32 x 2-1/2 x 8'	PC
T1X3	1056240	23/32 x 2-1/2 x RL	LF
T1X4	1049357	23/32 x 3-1/2 x 8'	PC
	1049358	23/32 x 3-1/2 x RL	LF
1X4	1049355	23/32 x 3-1/2 x 16'	LF
T1X5	1055223	23/32 x 4-1/2 x 8'	PC
	1056242	23/32 x 4-1/2 x RL	LF
T1X6	1051138	23/32 x 5-1/2 x 8'	PC
	1049362	23/32 x 5-1/2 x RL	LF
1X6	1049360	23/32 x 5-1/2 x RL	LF
T1X8	1049365	23/32 x 7-1/4 x 8'	PC
	1049366	23/32 x 7-1/4 x RL	LF
1X8	1049363	23/32 x 7-1/4 x RL	LF
T1X10	1049459	23/32 x 9-1/4 x 8'	PC
	1049460	23/32 x 9-1/4 x RL	LF
T1X12	1049463	23/32 x 11-1/4 x 8'	PC
1X12	1048003	23/32 x 11-1/4 x RL	LF
54X4	1049482	1-1/16 x 3-1/2 x RL	LF
54X6	1049485	1-1/16 x 5-1/2 x RL	LF
54X8	1049486	1-1/16 x 7-1/4 x RL	LF
5410	1049477	1-1/16 x 9-1/4 x RL	LF
5412	1049479	1-1/16 x 11-1/4 x RL	LF

S4S OAK BOARDS			
Mini Packs - Sold In Unit Quantities Only			APPROX. UNIT QTY.
PTN#	SKU #	SIZE	
M1X4	1049607	3/4 x 3-1/2 x RL	750L/250BF
M1X6	1049612	3/4 x 5-1/2 x RL	500L/250BF
M1X8	1049617	3/4 x 7-1/4 x RL	375L/250BF
M1X10	1049681	3/4 x 9-1/4 x RL	300L/250BF
M1X12	1049688	3/4 x 11-1/4 x RL	250L/250BF

OAK S4S BOARDS			
PTN#	SKU #	SIZE	UofM
R1X4	1047483	3/4 x 3-1/2 x 8'	PC
	1047484	3/4 x 3-1/2 x 10'	PC
	1049608	3/4 x 3-1/2 x 12'	PC
	1049609	3/4 x 3-1/2 x 14'	PC
	1049610	3/4 x 3-1/2 x 16'	PC
R1X6	1047488	3/4 x 5-1/2 x 8'	PC
	1047489	3/4 x 5-1/2 x 10'	PC
	1049614	3/4 x 5-1/2 x 14'	PC
	1049615	3/4 x 5-1/2 x 16'	PC
R1X8	1047493	3/4 x 7-1/4 x 8'	PC
	1049618	3/4 x 7-1/4 x 10'	PC
	1049619	3/4 x 7-1/4 x 12'	PC
	1049621	3/4 x 7-1/4 x 16'	PC
R1X10	1049682	3/4 x 9-1/4 x 8'	PC
	1049683	3/4 x 9-1/4 x 10'	PC
	1049684	3/4 x 9-1/4 x 12'	PC
	1049686	3/4 x 9-1/4 x 16'	PC
R1X12	1049689	3/4 x 11-1/4 x 8'	PC
	1049690	3/4 x 11-1/4 x 10'	PC
	1049691	3/4 x 11-1/4 x 12'	PC

POPLAR S4S BOARDS			
PTN#	SKU #	SIZE	UofM
P1X4	1047634	3/4 x 3-1/2 x 8'	PC
	1047635	3/4 x 3-1/2 x 10'	PC
	1049875	3/4 x 3-1/2 x 12'	PC
	1049877	3/4 x 3-1/2 x 16'	PC
P1X6	1047639	3/4 x 5-1/2 x 8'	PC
	1047640	3/4 x 5-1/2 x 10'	PC
	1049882	3/4 x 5-1/2 x 12'	PC
	1049884	3/4 x 5-1/2 x 16'	PC
P1X8	1047644	3/4 x 7-1/4 x 8'	PC
	1047645	3/4 x 7-1/4 x 10'	PC
	1049892	3/4 x 7-1/4 x 12'	PC
	1049894	3/4 x 7-1/4 x 16'	PC
P1X10	1049900	3/4 x 9-1/4 x 8'	PC
	1049901	3/4 x 9-1/4 x 10'	PC
	1049902	3/4 x 9-1/4 x 12'	PC
	1049904	3/4 x 9-1/4 x 16'	PC
P1X12	1049908	3/4 x 11-1/4 x 8'	PC
	1049910	3/4 x 11-1/4 x 12'	PC
	1049912	3/4 x 11-1/4 x 16'	PC


S4S POPLAR BOARDS			
Mini Packs - Sold In Unit Quantities Only			APPROX. UNIT QTY.
PTN#	SKU #	SIZE	
M1X4	1049874	3/4 x 3-1/2 x RL	750L/250BF
M1X6	1049881	3/4 x 5-1/2 x RL	500L/250BF
M1X8	1049891	3/4 x 7-1/4 x RL	375L/250BF
M1X10	1049898	3/4 x 9-1/4 x RL	300L/250BF
M1X12	1049907	3/4 x 11-1/4 x RL	250L/250BF




PINE



OAK



POPLAR



PRIMED






# NOVO

Building Products

HARDWOOD  
PLYWOOD



THERMALLY  
FUSED  
LAMINATE



MEDIUM  
DENSITY  
FIBERBOARD



# NOVO SHEET GOODS PROGRAM

PREMIUM SHEETS FOR HUNDREDS  
OF INTERIOR APPLICATIONS

WIDE SELECTION OF SKU OFFERINGS

DELIVERED ON YOUR NEXT TRUCK ALONG  
WITH YOUR MOULDING AND MILLWORK

NOVOBP.COM | 800.253.9000



## Sheet Goods

### Premium Hardwood - Plywood

Part #	SKU #	DESCRIPTION	THICKNESS (IMPERIAL) (METRIC)		GRADE	SIZE
--------	-------	-------------	----------------------------------	--	-------	------

BIRCH						
144 8 BCPLY	1049025	Natural Birch - Whole Piece Face - Veneer Core	1/4"	5.2mm	A4	48.5" x 96.5"
124 8 BCPLY	1049023	Natural Birch - Whole Piece Face - Veneer Core	1/2"	12mm	A1	48.5" x 96.5"
344 8 BCPLY	1049027	Natural Birch - Whole Piece Face - Veneer Core	3/4"	19mm	A1	48.5" x 96.5"
M 524 8 BCPLY	1049028	Cabinet Grade White Birch - Whole Piece Face - Veneer Core	1/4"	5.2mm	C4	48.5" x 96.5"
M 124 8 BCPLY	1049024	Cabinet Grade White Birch - Whole Piece Face - Veneer Core	1/2"	12mm	C2	48.5" x 96.5"
M 184 8 BCPLY	1049026	Cabinet Grade White Birch - Whole Piece Face - Veneer Core	3/4"	18mm	C2	48.5" x 96.5"

OAK						
144 8 OKPLY	1049698	Red Oak - Whole Piece Face - Veneer Core	1/4"	5.2mm	A4	48.5" x 96.5"
124 8 OKPLY	1049697	Red Oak - Whole Piece Face - Veneer Core	1/2"	12mm	A1	48.5" x 96.5"
344 8 OKPLY	1049699	Red Oak - Whole Piece Face - Veneer Core	3/4"	19mm	A1	48.5" x 96.5"

MAPLE						
T 124 8 MPPLY	1049569	White Maple - Whole Piece Face - Veneer Core - UV 2 Sides	1/2"	12mm	CW-2W	48.5" x 96.5"
T 344 8 MPPLY	1049571	White Maple - Whole Piece Face - Veneer Core - UV 2 Sides	3/4"	19mm	CW-2W	48.5" x 96.5"
344 8 MPPLY	1049570	White Maple - Whole Piece Face - Veneer Core	3/4"	19mm	CW-2W	48.5" x 96.5"

MERANTI (LAUAN)						
M 274 8 MRPLY	1049572	Meranti	1/8"	2.7mm	OVL/BTR	48" x 96"
M 524 8 MRPLY	1049573	Meranti	1/4"	5.2mm	OVL/BTR	48" x 96"

PINE						
144 8 PNPLY	1049866	Radiata Pine - Whole Piece Face - Veneer Core	1/4"	6.5mm	AC	48" x 96"
384 8 PNPLY	1049868	Radiata Pine - Whole Piece Face - Veneer Core	3/8"	9mm	AC	48" x 96"
124 8 PNPLY	1049865	Radiata Pine - Whole Piece Face - Veneer Core	1/2"	12mm	AC	48" x 96"
584 8 PNPLY	1049869	Radiata Pine - Whole Piece Face - Veneer Core	5/8"	15mm	AC	48" x 96"
344 8 PNPLY	1049867	Radiata Pine - Whole Piece Face - Veneer Core	3/4"	18mm	AC	48" x 96"
784 8 PNPLY	1049870	Radiata Pine - Whole Piece Face - Veneer Core	1"	25mm	AC	48" x 96"

ALL NOVO HARDWOOD PLYWOOD SHEETS MEET OR EXCEED HPVA SPECIFICATIONS

Red Items Limited Quantities. Check with Representative





## Sheet Goods Sheets & Shelving

Part #	SKU #	DESCRIPTION	THICKNESS		GRADE	SIZE
			(IMPERIAL)	(METRIC)		
TFL (THERMALLY FUSED LAMINATE)						
344 8 TFPLY	1051476	White - Finished Two Sides	3/4"	19mm	N/A	49" x 97"
3412 8 TFPLY	1051477	White - Finished Two Sides - Edge Banded One Edge	3/4"	19mm	N/A	11-3/4" x 96"
3416 8 TFPLY	1051478	White - Finished Two Sides - Edge Banded One Edge	3/4"	19mm	N/A	15-3/4" x 96"
3424 8 TFPLY	1051479	White - Finished Two Sides - Edge Banded One Edge	3/4"	19mm	N/A	23-1/4" x 96"



## Sheet Goods Fiberboard

Part #	SKU #	DESCRIPTION	THICKNESS		GRADE	SIZE
			(IMPERIAL)	(METRIC)		
FIBERBOARD						
M 554 8 MDPLY	1051294	Raw Fiberboard	1/4"	5.5mm	Lite Density	49" x 97"
M 94 8 MDPLY	1051289	Raw Fiberboard	3/8"	9mm	Ultra-Lite Density	49" x 97"
M 124 8 MDPLY	1051290	Raw Fiberboard	1/2"	12mm	Ultra-Lite Density	49" x 97"
M 154 8 MDPLY	1051291	Raw Fiberboard	5/8"	15mm	Ultra-Lite Density	49" x 97"
M 184 8 MDPLY	1051292	Raw Fiberboard	3/4"	18mm	Ultra-Lite Density	49" x 97"
M 254 8 MDPLY	1051293	Raw Fiberboard	1"	25mm	Ultra-Lite Density	49" x 97"

**ALL NOVO TFL AND MDF SHEETS ARE TSCA IV COMPLIANT and CARB APPROVED**

Red Items Limited Quantities. Check with Representative

**⚠️WARNING:** Drilling, sawing, sanding or machining wood products can expose you to wood dust, a substance known to the State of California to cause cancer. Avoid inhaling wood dust or use a dust mask or other safeguards for personal protection. For more information go to [www.P65Warnings.ca.gov/wood](http://www.P65Warnings.ca.gov/wood)

***Prominent.  
Beautiful.  
Flexible.***

## THE CARTER MILLWORK ADVANTAGE

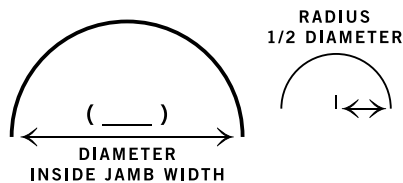
Carter Millwork products are made of polyurethane material – a strong, long-lasting and cost-effective alternative to wood and polyester. Each piece of our moulding is individually inspected to ensure compliance to our exacting quality standards.

### ***There are many reasons to choose Carter Millwork products:***

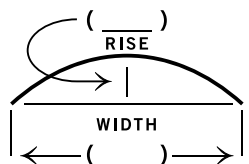
- An extensive selection of in-stock items available for immediate shipment
- Thousands of unique profiles available
- Unlimited custom capabilities from historic replicas to contemporary designs
- Polyurethane non-shrink product for compatibility to any moulding profile
- Impervious to moisture – interior or exterior use
- Paintable or stainable – cuts like wood
- Fastest custom order turnaround in the industry
- Stock products shipped within 21 days on custom orders
- Competitive prices
- No minimum order size
- Warranty that moulding is free from defects in materials and workmanship for as long as the original purchaser owns the structure




### HALF ROUND



### ARCS

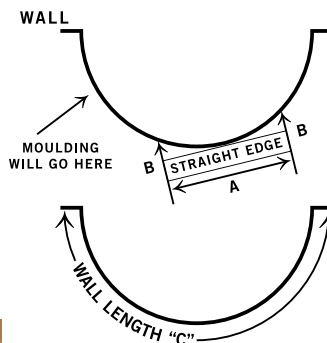


### ELLIPSES



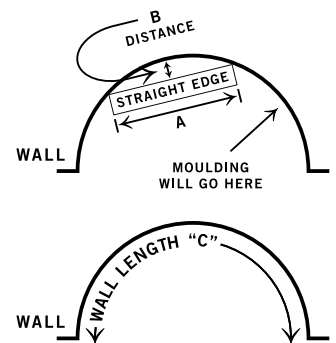
### RADIUS CROWN

CONVEX-OSR  
FOR CROWN & CEILING BACKER



WE NEED "A" LENGTH  
"B" DISTANCE & "C" LENGTH

CONCAVE-ISR  
FOR CROWN & CEILING BACKER



WE NEED "A" LENGTH  
"B" DISTANCE & "C" LENGTH

***Carter Millwork products are special order. Extended lead time may apply.***



NOVO SKU	SKU #	(L)	DESCRIPTION
FINGER JOINT PRIMED PINE			
378 80 FJPM	1055516	8'	11/16 X 3-7/8 JAMB PAIR 97BD
L458 69 FJPM	1056217	6'9"	11/16 X 4-5/8 JAMB PAIR 81-1/2 BD
478 68 FJPM	1049415	6'8"	11/16 X 4-7/8 FLAT JAMB PAIR 81BD
478 69 FJPM	1056089	6'9"	11/16 X 4-7/8 FLAT JAMB PAIR 81-1/2BD
478 70 FJPM	1049416	7'	11/16 X 4-7/8 FLAT JAMB PAIR 85BD
478 80 FJPM	1049417	8'	11/16 X 4-7/8 FLAT JAMB PAIR 97BD
678 68 FJPM	1049429	6'8"	11/16 X 6-7/8 FLAT JAMB PAIR 81BD
678 80 FJPM	1049430	8'	11/16 X 6-7/8 FLAT JAMB PAIR 97BD
4916 68 FJPM	1049468	6'8"	11/16 X 4-9/16 JAMB PAIR 81BD
4916 69 FJPM	1056107	6'9"	11/16 X 4-9/16 JAMB PAIR 81-1/2BD
4916 70 FJPM	1049469	7'	11/16 X 4-9/16 JAMB PAIR 85BD
4916 80 FJPM	1049470	8'	11/16 X 4-9/16 JAMB PAIR 97BD
4916 R7 FJPM	1049471	17'	11/16 X 4-9/16 JAMB LINEAL
6916 68 FJPM	1049487	6'8"	11/16 X 6-9/16 JAMB PAIR 81BD
6916 69 FJPM	1055518	6'9"	11/16 X 6-9/16 JAMB PAIR 81-1/2BD
6916 80 FJPM	1049489	8'	11/16 X 6-9/16 JAMB PAIR 97BD
6916 R7 FJPM	1052834	17'	11/16 X 6-9/16 JAMB LINEAL
PINE VENEER W/FJ CORE			
X 4916 68 PINEV	1049863	6'8"	11/16 X 4-9/16 JAMB SIDE
PRIMED SPLIT JAMBS			
514 68 SPLTS	1055519	6'8"	1-1/16 X 2-3/4 FM X 2-3/4 M SPLIT JAMB PAIR 80-9/16 BD
514 8'0" SPLTS	1055538	8'	1-1/16 X 2-3/4 FM X 2-3/4 M SPLIT JAMB PAIR 97 BD



# Casing



## TRADITIONAL BEADED CASING

PTN #	SKU #	SPECIES	SIZE	UoffM
376	1056083	PINE	11/16 x 2-1/4 x 7'	PC
	1055935		11/16 x 2-1/4 x 10'	PC
	1056081		11/16 x 2-1/4 x 14'	PC
376	1055362	PRIMED FJ PINE	11/16 x 2-1/4 x 7'1"	PC
	1055340		11/16 x 2-1/4 x 10'	PC
	1055346	PRIMED FJ PINE	11/16 x 2-1/4 x 14'	LF
376	1055592	PRIMED MDF	19/32 x 2-1/4 x 7'1"	PC
376	1049099	PRIMED MDF	19/32 x 2-1/4 x 14'	LF



## TRADITIONAL CASING

PTN #	SKU #	SPECIES	SIZE	UoffM
356	1047314	PINE	11/16 x 2-1/4 x 7'	PC
356	1055361	PRIMED FJ PINE	11/16 x 2-1/4 x 7'1"	PC
	1055345		11/16 x 2-1/4 x 14'	LF
356	1049634	OAK	5/8 x 2-1/4 x 7'	PC



## SANITARY / MODERN CASING

PTN #	SKU #	SPECIES	SIZE	UoffM
327	1049789	PINE	11/16 x 4-1/4 x 7'	PC
	1055936		11/16 x 4-1/4 x 16'	PC
327	1049381	PRIMED FJ PINE	11/16 x 4-1/4 x 7'	PC
	1049382		11/16 x 2-1/4 x 14'	LF



## TRADITIONAL CASING

PTN #	SKU #	SPECIES	SIZE	UoffM
366	1047315	PINE	11/16 x 2-1/4 x 7'	PC
366	1055353	PRIMED FJ PINE	11/16 x 2-1/4 x 7'	PC
	1056078		11/16 x 2-1/4 x 14'	LF



## COLONIAL CASING

PTN #	SKU #	SPECIES	SIZE	UoffM
366A	1049184	PRIMED MDF	19/32 x 2-1/4 x 7'	PC
	1049183		19/32 x 2-1/4 x 14'	LF



## COLONIAL CASING

PTN #	SKU #	SPECIES	SIZE	UoffM
331	1055932	PINE	11/16 x 2-1/2 x 7'	PC
	1055929		11/16 x 2-1/2 x RL	LF



## BEVELED / GROOVED CASING

PTN #	SKU #	SPECIES	SIZE	UoffM
BG212	1056152	PRIMED FJ PINE	11/16 x 2-1/2 x 16'	LF
BG212	1055590	PRIMED MDF	11/16 x 2-1/2 x 16'	LF



## VICTORIAN CASING

PTN #	SKU #	SPECIES	SIZE	UoffM
361	1049796	PINE	11/16 x 2-1/2 x 7'	PC
	1049797		11/16 x 2-1/2 x RL	LF
361	1055259	PRIMED FJ PINE	11/16 x 2-1/2 x 7'	PC
	1055263		11/16 x 2-1/2 x 16'	LF
361	1055576	PRIMED MDF	19/32 x 2-1/2 x 15'	LF



## VICTORIAN CASING

PTN #	SKU #	SPECIES	SIZE	UoffM
LBRB3	1055265	PRIMED FJ PINE	3/4 x 2-1/2 x 16'	LF



## EZE CRAFTSMAN CASING

PTN #	SKU #	SPECIES	SIZE	UoffM
L473	1049125	PRIMED MDF	19/32 x 2-1/4 x 7'6"	PC
	1049126		19/32 x 2-1/4 x 15'	LF



**E2E CRAFTSMAN CASING**

PTN #	SKU #	SPECIES	SIZE	UofM
452	1055337	PRIMED FJ PINE	11/16 x 2-1/2 x 7'2"	PC
	1051031		11/16 x 2-1/2 x 16'	LF



**E2E CRAFTSMAN CASING**

PTN #	SKU #	SPECIES	SIZE	UofM
472	1055455	PRIMED FJ PINE	9/16 x 2-1/2 x 16'	LF
472	1049124	PRIMED MDF	19/32 x 2-1/2 x 16'	LF



**E1E CRAFTSMAN CASING**

PTN #	SKU #	SPECIES	SIZE	UofM
L452	1055261	PRIMED FJ PINE	11/16 x 2-1/2 x 7'2"	PC
	1031653		11/16 x 2-1/2 x 16'	LF
L452	1055591	PRIMED MDF	9/16 x 2-1/2 x 16'	LF



**VICTORIAN CASING**

PTN #	SKU #	SPECIES	SIZE	UofM
312	1047837	PRIMED MDF	19/32 x 3 x 8'	PC



**VICTORIAN BEADED CASING**

PTN #	SKU #	SPECIES	SIZE	UofM
445A	1049191	PRIMED MDF	11/16 x 3-1/4 x 16'	LF



**VICTORIAN CASING**

PTN #	SKU #	SPECIES	SIZE	UofM
445	1056088	PINE	11/16 x 3-1/4 x 16'	PC
445	1055391	PRIMED FJ PINE	11/16 x 3-1/4 x 7'3"	PC
	1055384		3-1/4 x 11/16 x 16'	LF
445	1055616	PRIMED MDF	19/32 x 3-1/4 x 16'	LF



**COLONIAL CASING**

PTN #	SKU #	SPECIES	SIZE	UofM
W331	1055941	PINE	11/16 x 3-1/2 x 16'	LF



**BEVELED CASING**

PTN #	SKU #	SPECIES	SIZE	UofM
WC312	1049500	PRIMED FJ PINE	11/16 x 3-1/2 x 16'	LF

RL = Random Length, LF = Linear Foot, PC = Piece

**WARNING:** Drilling, sawing, sanding or machining wood products can expose you to wood dust, a substance known to the State of California to cause cancer. Avoid inhaling wood dust or use a dust mask or other safeguards for personal protection. For more information go to [www.P65Warnings.ca.gov/wood](http://www.P65Warnings.ca.gov/wood)



# Casing



TRADITIONAL CASING

PTN #	SKU #	SPECIES	SIZE	UoffM
L361	1055285	PRIMED FJ PINE	11/16 x 3-1/2 x 8'	PC
	1056214		11/16 x 3-1/2 x 16'	LF




TRADITIONAL CASING

PTN #	SKU #	SPECIES	SIZE	UoffM
444	1056087	PRIMED FJ PINE	11/16 x 3-1/2 x 7'3"	PC
	1049405		11/16 x 3-1/2 x 16'	LF



E1E STEPPED CASING

PTN #	SKU #	SPECIES	SIZE	UoffM
682	1049144	PRIMED MDF	1 x 3-1/4 x 16'	LF



STEPPED CASING

PTN #	SKU #	SPECIES	SIZE	UoffM
STCA	1049510	PRIMED FJ PINE	13/16 x 3-1/2 x 16'	LF



SCOOPED CASING

PTN #	SKU #	SPECIES	SIZE	UoffM
SCCA	1049504	PRIMED FJ PINE	13/16 x 3-1/2 x 16'	LF



BEVELED / GROOVED CASING

PTN #	SKU #	SPECIES	SIZE	UoffM
BG312	1055373	PRIMED FJ PINE	11/16 x 3-1/2 x 16'	LF
BG312	1049242	PRIMED MDF	11/16 x 3-1/2 x 16'	LF



E1E CRAFTSMAN CASING

PTN #	SKU #	SPECIES	SIZE	UoffM
L412	1055374	PRIMED FJ PINE	11/16 x 3-1/2 x 16'	LF



E1E CRAFTSMAN CASING

PTN #	SKU #	SPECIES	SIZE	UoffM
L432	1056215	PRIMED FJ PINE	9/16 x 3-1/2 x 7'4"	PC
	1031651		9/16 x 3-1/2 x 16'	LF



E2E CRAFTSMAN CASING

PTN #	SKU #	SPECIES	SIZE	UoM
E412	1049399	PRIMED FJ PINE	11/16 x 3-1/2 x 16'	LF
412	1049111	PRIMED MDF	19/32 x 3-1/2 x 16'	LF



E2E CRAFTSMAN CASING

PTN #	SKU #	SPECIES	SIZE	UoM
432	1049402	PRIMED FJ PINE	9/16 x 3-1/2 x 16'	LF



VICTORIAN CASING

PTN #	SKU #	SPECIES	SIZE	UoM
L445	1055276	PRIMED FJ PINE	11/16 x 3-1/2 x RL	LF



VICTORIAN CASING

PTN #	SKU #	SPECIES	SIZE	UoM
DC97	1055375	PRIMED FJ PINE	1-1/16 x 3-1/2 x 16'	LF
DC97	1049239	PRIMED MDF	3-1/2 x 1 x 16'	LF



VICTORIAN CASING

PTN #	SKU #	SPECIES	SIZE	UoM
RB3	1049176	PRIMED MDF	1 x 3-1/2 x 16'	LF



VICTORIAN CASING

PTN #	SKU #	SPECIES	SIZE	UoM
SRB3	1049451	PRIMED FJ PINE	1-1/16 x 3-1/2 x 16'	LF



VICTORIAN CASING

PTN #	SKU #	SPECIES	SIZE	UoM
LK4	1055569	PRIMED MDF	1-1/8 x 4 x 16'	LF



VICTORIAN CASING

PTN #	SKU #	SPECIES	SIZE	UoM
8746	1055300	PRIMED FJ PINE	11/16 x 4-1/4 x 8'	PC

RL = Random Length, LF = Linear Foot, PC = Piece

**WARNING:** Drilling, sawing, sanding or machining wood products can expose you to wood dust, a substance known to the State of California to cause cancer. Avoid inhaling wood dust or use a dust mask or other safeguards for personal protection. For more information go to [www.P65Warnings.ca.gov/wood](http://www.P65Warnings.ca.gov/wood)

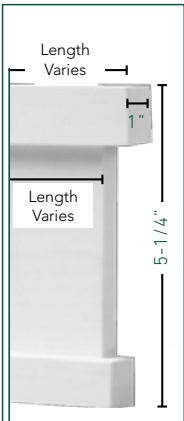


# ORNAMENTAL

DECORATIVE MILLWORK

A NOVO Building Products Company

## Decorative Craftsman Architraves



Description	Type / Finish	Actual Length	Used With	Pattern #
24" Craftsman Style Architrave	Primed Poplar	32-5/8"	24" Opening	CSHD 24 ORPMP
28" Craftsman Style Architrave	Primed Poplar	36-5/8"	28" Opening	CSHD 28 ORPMP
30" Craftsman Style Architrave	Primed Poplar	38-5/8"	30" Opening	CSHD 30 ORPMP
32" Craftsman Style Architrave	Primed Poplar	40-5/8"	32" Opening	CSHD 32 ORPMP
36" Craftsman Style Architrave	Primed Poplar	44-5/8"	36" Opening	CSHD 36 ORPMP

## Architraves

### ARCHITRAVE

PTN #	SKU #	SPECIES	SIZE	UoffM
5010	1049198	PRIMED MDF	1-3/16 x 4-1/4 x 16'	LF



RL = Random Length, LF = Linear Foot, PC = Piece



# Rosettes



**BULLSEYE ROSETTE**

PTN #	SKU #	SPECIES	SIZE	UofM
B 734C	1047555	WHITE WOOD	27/32 x 3-1/2	PC
B 740C	1047556	WHITE WOOD	27/32 x 4-1/2	PC



**BULLSEYE ROSETTE - BEVELED**

PTN #	SKU #	SPECIES	SIZE	UofM
1402C	1047362	PRIMED PINE	7/8 x 3-3/4	PC
334CB	1049089	PRIMED MDF	7/8 x 3-3/4 x 3-3/4	PC



**FLORAL ROSETTE - BEVELED**

PTN #	SKU #	SPECIES	SIZE	UofM
B 871C	1047560	WHITE WOOD	1-1/16 x 3-1/2	PC
B 915C	1047564	WHITE WOOD	27/32 x 2-1/2	PC



**STAR ROSETTE - BEVELED**

PTN #	SKU #	SPECIES	SIZE	UofM
B 1200C	1047573	WHITE WOOD	1-1/16 x 3-1/2	PC



**PLINTH BLOCK - BEVELED**

PTN #	SKU #	SPECIES	SIZE	UofM
P 1401	1047361	PRIMED PINE	7/8 x 2-3/4 x 4-1/2	PC
P 1403	1047363	PRIMED PINE	7/8 x 3-3/4 x 6	PC



**PLINTH BLOCK - MOULDED**

PTN #	SKU #	SPECIES	SIZE	UofM
334PB	1049090	PRIMED MDF	1 x 3-3/4 x 9	PC
PB 743	1047558	WHITE WOOD	1-1/16 x 4-1/2 x 8	PC
PB 887	1047561	WHITE WOOD	27/32 x 2-1/2 x 5-3/4	PC
PB 742	1047557	WHITE WOOD	1-1/16 x 3-1/2 x 6-1/2	PC

## Plinth Blocks



**BASE BLOCK - OUTSIDE CORNER**

PTN #	SKU #	SPECIES	SIZE	UofM
B 892	1047562	WHITE WOOD	1-1/8 x 6-3/4	PC

**BASE BLOCK - INSIDE CORNER**

PTN #	SKU #	SPECIES	SIZE	UofM
B 895	1047563	WHITE WOOD	7/8 x 6-3/4	PC



**BASE BLOCK - OUTSIDE CORNER**

PTN #	SKU #	SPECIES	SIZE	UofM
1892	1047366	PRIMED PINE	1-1/8 x 6-1/2	PC

**BASE BLOCK - INSIDE CORNER**

PTN #	SKU #	SPECIES	SIZE	UofM
1895	1047367	WHITE WOOD	1-1/8 x 6-1/2	PC

## Base Blocks

RL = Random Length, LF = Linear Foot, PC = Piece


**WARNING:** Drilling, sawing, sanding or machining wood products can expose you to wood dust, a substance known to the State of California to cause cancer. Avoid inhaling wood dust or use a dust mask or other safeguards for personal protection. For more information go to [www.P65Warnings.ca.gov/wood](http://www.P65Warnings.ca.gov/wood)

# Base Caps | Base



**BEVELED CAP**

PTN #	SKU #	SPECIES	SIZE	UoffM
B GC1	1055219	PRIMED FJ PINE	3/4 x 1-1/16 x 16'	LF



**SLANT CAP**

PTN #	SKU #	SPECIES	SIZE	UoffM
BGC2	1055220	PRIMED FJ PINE	3/4 x 1-1/16 x 16'	LF



PTN #	SKU #	SPECIES	SIZE	UoffM
163	1055921	PINE	11/16 x 1-3/8 x 12'	PC
	1055922		11/16 x 1-3/8 x 16'	PC
163	1049345	PRIMED FJ PINE	11/16 x 1-3/8 x 16'	LF
163	1049079	PRIMED MDF	11/16 x 1-3/8 x 16'	LF



PTN #	SKU #	SPECIES	SIZE	UoffM
8412	1055252	PRIMED FJ PINE	5/8 x 1-3/8 x 16'	LF



PTN #	SKU #	SPECIES	SIZE	UoffM
8416	1055253	PRIMED FJ PINE	5/8 x 1-5/8 x 16'	LF



**E1E CRAFTSMAN BASE**

PTN #	SKU #	SPECIES	SIZE	UoffM
L433E	1049188	PRIMED MDF	1/2 x 3-1/4 x 16'	LF



**TRADITIONAL BASE**

PTN #	SKU #	SPECIES	SIZE	UoffM
623	1047321	PINE	9/16 x 3-1/4 x 8'	PC
	1049819		9/16 x 3-1/4 x 16'	PC
623	1055291	PRIMED FJ PINE	9/16 x 3-1/4 x 8'	PC
	1055472		9/16 x 3-1/4 x 16'	LF
623	1055594	PRIMED MDF	1/2 x 3-1/4 x 8'	PC
	1049140		1/2 x 3-1/4 x 16'	LF



**OGEE BASE**

PTN #	SKU #	SPECIES	SIZE	UoffM
663	1056092	PINE	9/16 x 3-1/4 x 8'	PC
663	1049427	PRIMED FJ PINE	9/16 x 3-1/4 x 8'	PC
	1055475		9/16 x 3-1/4 x 16'	LF



**SANITARY / MODERN BASE**

PTN #	SKU #	SPECIES	SIZE	UoffM
713	1047323	PINE	9/16 x 3-1/4 x 8'	PC
	1049826		9/16 x 3-1/4 x 16'	PC
713	1047055	PRIMED FJ PINE	9/16 x 3-1/4 x 8'	PC
	1049431		9/16 x 3-1/4 x 16'	LF



## BEADED BASE

PTN #	SKU #	SPECIES	SIZE	UoM
753	1055471	PRIMED FJ PINE	9/16 x 3-1/4 x 16'	LF
753	1056254	PRIMED MDF	1/2 x 3-1/4 x 16'	LF



## E1E CRAFTSMAN BASE

PTN #	SKU #	SPECIES	SIZE	UoM
L432	1031651	PRIMED FJ PINE	9/16 x 3-1/2 x 16'	LF



## BEADED BASE

PTN #	SKU #	SPECIES	SIZE	UoM
9750	1055289	PRIMED FJ PINE	11/16 x 3-1/2 x 16'	LF



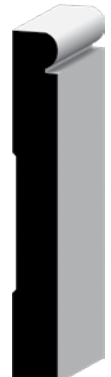
## E1E CRAFTSMAN BASE

PTN #	SKU #	SPECIES	SIZE	UoM
L414	1047033	PRIMED FJ PINE	9/16 x 4-1/4 x 8'	PC
	1049400		9/16 x 4-1/4 x 16'	LF



## TRADITIONAL BASE

PTN #	SKU #	SPECIES	SIZE	UoM
620	1047319	PINE	9/16 x 4-1/4 x 8'	PC
620	1056432	PRIMED FJ PINE	9/16 x 4-1/4 x 8'	PC
	1055483		9/16 x 4-1/4 x 16'	LF
620	1047845	PRIMED MDF	9/16 x 4-1/4 x 8'	PC
	1049138		9/16 x 4-1/4 x 16'	LF



## BEADED BASE

PTN #	SKU #	SPECIES	SIZE	UoM
750	1055480	PRIMED FJ PINE	9/16 x 4-1/4 x 16'	LF



## BEVELED / GROOVED BASE

PTN #	SKU #	SPECIES	SIZE	UoM
BG412	1056154	PRIMED FJ PINE	11/16 x 4-1/2 x 16'	LF



## TRADITIONAL BASE

PTN #	SKU #	SPECIES	SIZE	UoM
618	1055494	PRIMED FJ PINE	9/16 x 5-1/4 x 16'	LF

RL = Random Length, LF = Linear Foot, PC = Piece

**WARNING:** Drilling, sawing, sanding or machining wood products can expose you to wood dust, a substance known to the State of California to cause cancer. Avoid inhaling wood dust or use a dust mask or other safeguards for personal protection. For more information go to [www.P65Warnings.ca.gov/wood](http://www.P65Warnings.ca.gov/wood)



# Base



COLONIAL BASE

PTN #	SKU #	SPECIES	SIZE	UoffM
163E	1055398	PRIMED FJ PINE	11/16 x 5-1/4 x 16'	LF
163E	1056406	PRIMED MDF	19/32 x 5-1/4 x 8'	PC
	1049181		19/32 x 5-1/4 x 16'	LF
L163E	1055951	PINE	9/16 x 5-1/4 x 16'	PC



COLONIAL BASE

PTN #	SKU #	SPECIES	SIZE	UoffM
738	1055309	PRIMED FJ PINE	9/16 x 5-1/4 x 8'	PC
	1049436		9/16 x 5-1/4 x 16'	LF



VICTORIAN BASE

PTN #	SKU #	SPECIES	SIZE	UoffM
B312	1049087	PRIMED MDF	19/32 x 5-1/4 x 16'	LF



SLANT BEVELED BASE

PTN #	SKU #	SPECIES	SIZE	UoffM
WB514	1049496	PRIMED FJ PINE	9/16 x 5-1/4 x 16'	LF



BEADED BASE

PTN #	SKU #	SPECIES	SIZE	UoffM
750W	1055493	PRIMED FJ PINE	9/16 x 5-1/4 x 16'	LF



E1E CRAFTSMAN BASE

PTN #	SKU #	SPECIES	SIZE	UoffM
L514	1047040	PRIMED FJ PINE	9/16 x 5-1/4 x 8'	PC
	1049420		9/16 x 5-1/4 x 16'	LF



VICTORIAN BASE

PTN #	SKU #	SPECIES	SIZE	UoffM
9243	1055586	PRIMED MDF	3/4 x 5-1/4 x 16'	LF



VICTORIAN BASE

PTN #	SKU #	SPECIES	SIZE	UoffM
256	1055558	PRIMED MDF	11/16 x 5-1/2 x 16'	LF



## BEVELED / GROOVED BASE

PTN #	SKU #	SPECIES	SIZE	UofM
BG512	1055486	PRIMED FJ PINE	9/16 x 5-1/2 x 16'	LF
BG512	1049244	PRIMED MDF	9/16 x 5-1/2 x 16'	LF



## E1E CRAFTSMAN BASE

PTN #	SKU #	SPECIES	SIZE	UofM
512E	1049202	PRIMED MDF	1/2 x 5-1/2 x 16'	LF
L512	1031652	PRIMED FJ PINE	9/16 x 5-1/2 x 16'	LF



## STEP BASE

PTN #	SKU #	SPECIES	SIZE	UofM
5STBA	1056130	PRIMED FJ PINE	11/16 x 5-1/2 x 16'	LF



## SCOOP BASE

PTN #	SKU #	SPECIES	SIZE	UofM
5SCBA	1055305	PRIMED FJ PINE	11/16 x 5-1/2 x 16'	LF



## STEP BASE

PTN #	SKU #	SPECIES	SIZE	UofM
STBA	1049509	PRIMED FJ PINE	11/16 x 7 x 16'	LF



## SCOOP BASE

PTN #	SKU #	SPECIES	SIZE	UofM
SCBA	1049503	PRIMED FJ PINE	11/16 x 7 x 16'	LF

# Base



VICTORIAN BASE

PTN #	SKU #	SPECIES	SIZE	UoffM
263	1049375	PRIMED FJ PINE	11/16 x 7 x 16'	LF
263	1055570	PRIMED MDF	11/16 x 7 x 16'	LF



COLONIAL BASE

PTN #	SKU #	SPECIES	SIZE	UoffM
7163	1049215	PRIMED MDF	19/32 x 7-1/4 x 16'	LF
7163E	1055405	PRIMED FJ PINE	11/16 x 7-1/4 x 16'	LF



E1E CRAFTSMAN BASE

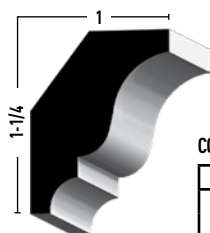
PTN #	SKU #	SPECIES	SIZE	UoffM
L714E	1056392	PRIMED FJ PINE	9/16 x 7-1/4 x 16'	LF
714E	1049213	PRIMED MDF	1/2 x 7-1/4 x 16'	LF



BEVELED / GROOVED BASE

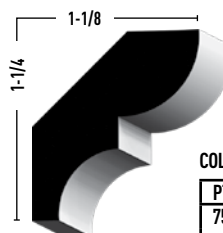
PTN #	SKU #	SPECIES	SIZE	UoffM
BG712	1055503	PRIMED FJ PINE	9/16 x 7-1/2 x 16'	LF
BG712	1049245	PRIMED MDF	9/16 x 7-1/2 x 16'	LF





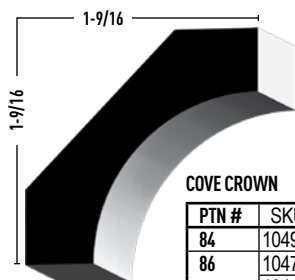
COLONIAL CROWN

PTN #	SKU #	SPECIES	SIZE	UoM
68	1056054	PRIMED FJ PINE	9/16 x 1-5/8 x 8'	PC
	1056055		9/16 x 1-5/8 x 12'	PC



COLONIAL CROWN


PTN #	SKU #	SPECIES	SIZE	UoM
75	1047304	PINE	9/16 x 1-5/8 x 8'	PC
	1055925		9/16 x 1-5/8 x 16'	PC
75	1047102	PRIMED FJ PINE	9/16 x 1-5/8 x 8'	PC
	1055454		9/16 x 1-5/8 x 16'	LF



COVE CROWN


PTN #	SKU #	SPECIES	SIZE	UoM
84	1049729	PINE	9/16 x 2-1/4 x RL	LF
86	1047307	PINE	9/16 x 1-5/8 x 8'	PC
	1047308		9/16 x 1-5/8 x 12'	PC
	1055926		9/16 x 1-5/8 x 16'	PC

Projection measurements shown are for 84 Cove




COLONIAL CROWN

PTN #	SKU #	SPECIES	SIZE	UoM
53	1055937	PINE	9/16 x 2-5/8 x 16'	PC
53	1056052	PRIMED FJ PINE	9/16 x 2-5/8 x 8'	PC
	1055460		9/16 x 2-5/8 x 16'	LF




COLONIAL CROWN

PTN #	SKU #	SPECIES	SIZE	UoM
L49	1047299	PINE	9/16 x 3-5/8 x 8'	PC
	1047300		9/16 x 3-5/8 x 12'	PC
L49	1055479	PRIMED FJ PINE	9/16 x 3-5/8 x 16'	LF
L49	1049070	PRIMED MDF	19/32 x 3-5/8 x 16'	LF



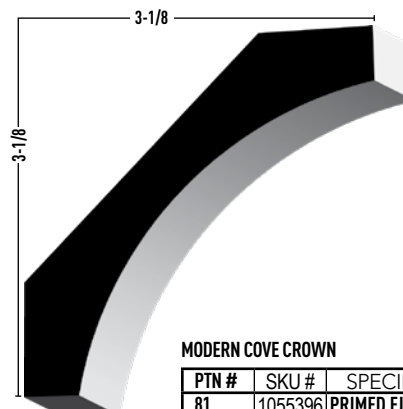
VICTORIAN BEADED CROWN

PTN #	SKU #	SPECIES	SIZE	UoM
L340	1047869	PRIMED MDF	11/16 x 3-3/8 x 8'	PC
	1047870		11/16 x 3-3/8 x 12'	PC



CONTEMPORARY CROWN

PTN #	SKU #	SPECIES	SIZE	UoM
E519	1049241	PRIMED MDF	9/16 x 4-1/4 x 16'	LF



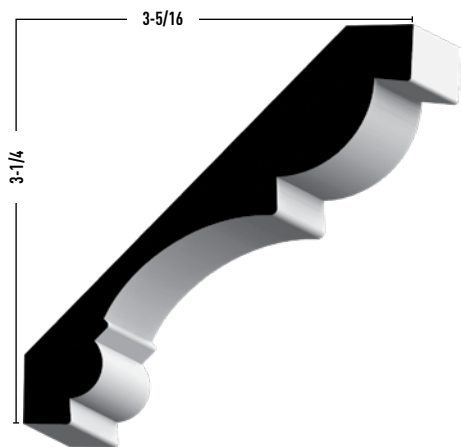
MODERN COVE CROWN

PTN #	SKU #	SPECIES	SIZE	UoM
81	1055396	PRIMED FJ PINE	1-1/16 x 4-5/8 x 16'	LF

RL = Random Length, LF = Linear Foot, PC = Piece

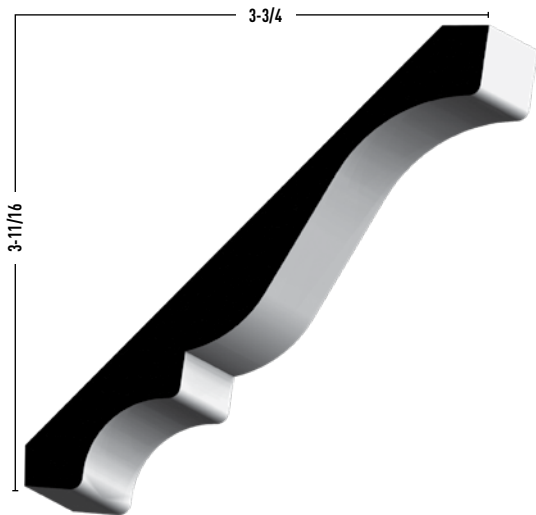
**WARNING:** Drilling, sawing, sanding or machining wood products can expose you to wood dust, a substance known to the State of California to cause cancer. Avoid inhaling wood dust or use a dust mask or other safeguards for personal protection. For more information go to [www.P65Warnings.ca.gov/wood](http://www.P65Warnings.ca.gov/wood)

# Crown



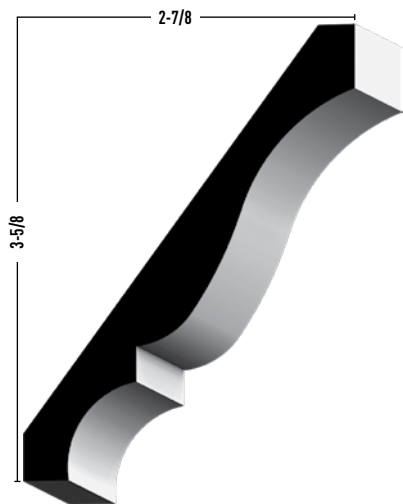
VICTORIAN CROWN

PTN #	SKU #	SPECIES	SIZE	UofM
185	1055587	PRIMED MDF	11/16 x 4-5/8 x 16'	LF



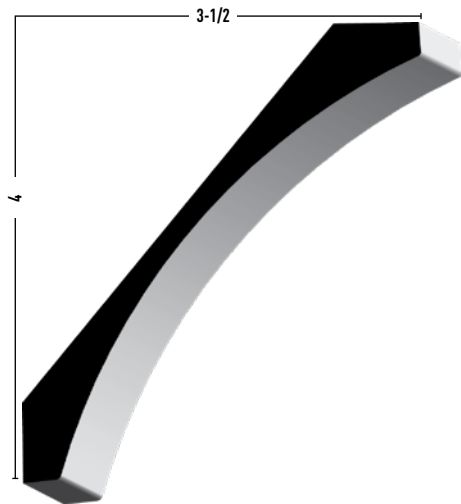
COLONIAL CROWN

PTN #	SKU #	SPECIES	SIZE	UofM
L45	1049065	PRIMED MDF	19/32 x 5-1/4 x 16'	LF
N45	1055402	PRIMED FJ PINE	11/16 x 5-1/4 x 16'	LF



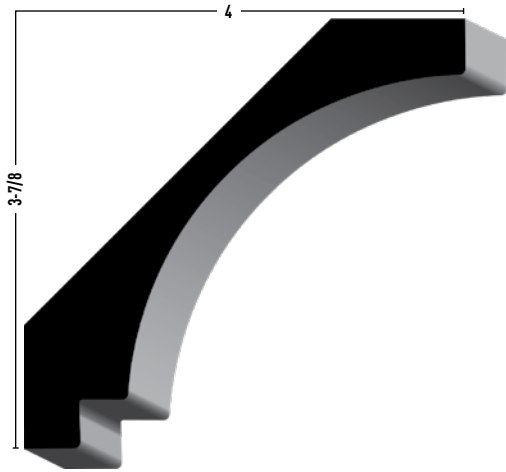
COLONIAL CROWN

PTN #	SKU #	SPECIES	SIZE	UofM
L47	1055949	PINE	9/16 x 4-5/8	PC
L47	1049330	PRIMED FJ PINE	9/16 x 4-5/8 x 16'	LF
L47	1049066	PRIMED MDF	19/32 x 4-5/8 x 16'	LF



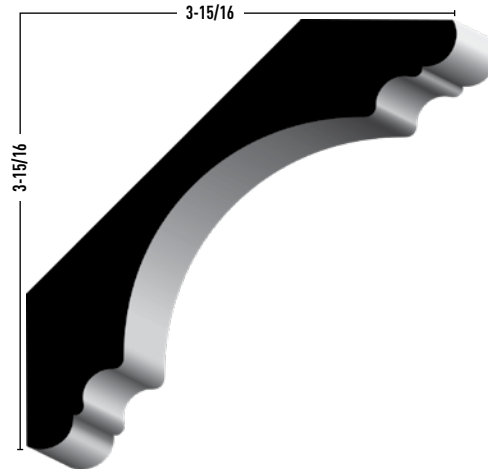
MODERN CROWN

PTN #	SKU #	SPECIES	SIZE	UofM
CR291	1049251	PRIMED MDF	3/4 x 5-1/4 x 16'	LF



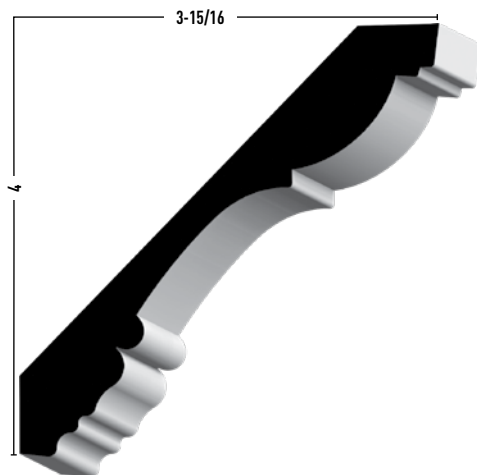
CONTEMPORARY CROWN

PTN #	SKU #	SPECIES	SIZE	UofM
530	1049132	PRIMED MDF	1-3/16 x 5-1/2 x 16'	LF



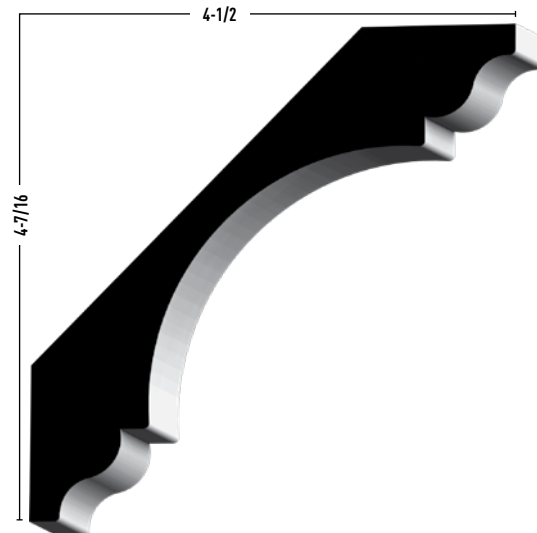
VICTORIAN COVE CROWN

PTN #	SKU #	SPECIES	SIZE	UofM
EC512	1055595	PRIMED MDF	1-3/16 x 5-1/2 x 16'	LF



VICTORIAN CROWN

PTN #	SKU #	SPECIES	SIZE	UofM
L201	1055588	PRIMED MDF	13/16 x 5-5/8 x 16'	LF



VICTORIAN COVE CROWN

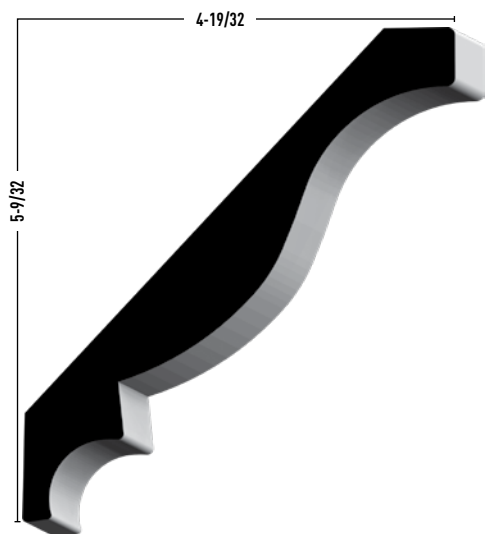
PTN #	SKU #	SPECIES	SIZE	UofM
041	1049072	PRIMED MDF	1-3/16 x 6-5/16 x 16'	LF

RL = Random Length, LF = Linear Foot, PC = Piece

**WARNING:** Drilling, sawing, sanding or machining wood products can expose you to wood dust, a substance known to the State of California to cause cancer. Avoid inhaling wood dust or use a dust mask or other safeguards for personal protection. For more information go to [www.P65Warnings.ca.gov/wood](http://www.P65Warnings.ca.gov/wood)

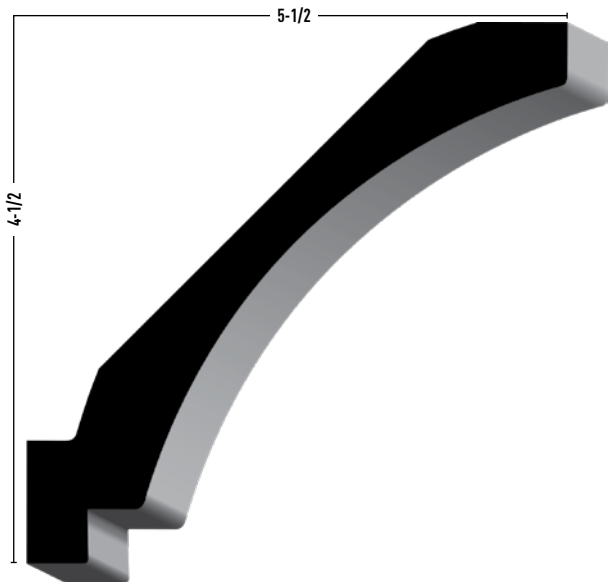


# Crown



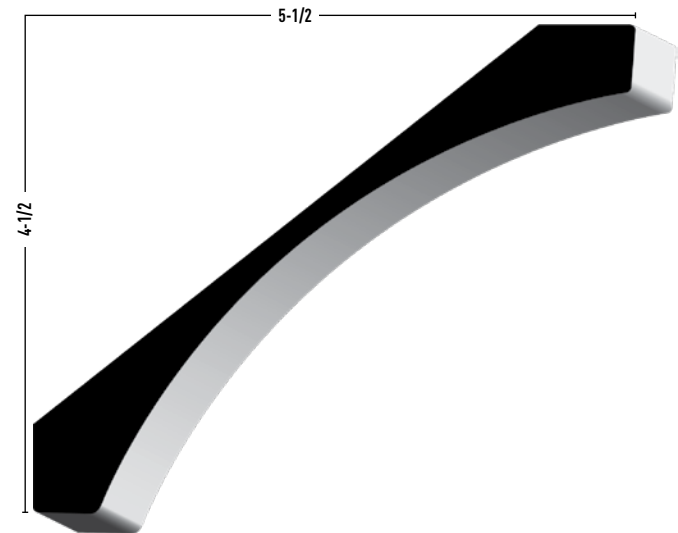
COLONIAL CROWN

PTN #	SKU #	SPECIES	SIZE	UofM
043	1049073	PRIMED MDF	1 x 6-15/16 x 16'	LF



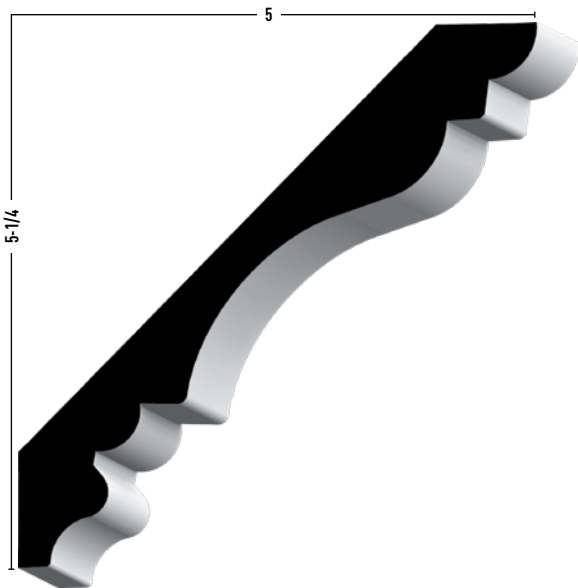
MODERN CROWN

PTN #	SKU #	SPECIES	SIZE	UofM
730	1049151	PRIMED MDF	1-3/16 x 7 x 16'	LF



MODERN CROWN

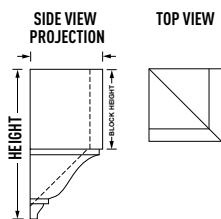
PTN #	SKU #	SPECIES	SIZE	UofM
505	1049127	PRIMED MDF	1 x 7 x 16'	LF



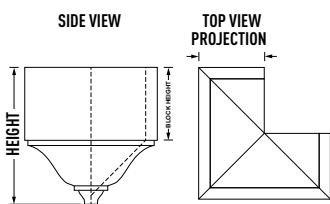
VICTORIAN CROWN

PTN #	SKU #	SPECIES	SIZE	UofM
721	1055596	PRIMED MDF	1 x 7-1/4 x 16'	LF

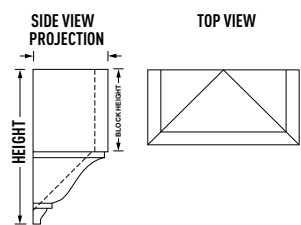
# Crown Blocks



Inside Corner



Middle



Outside Corner

PTN #	SKU #	SPECIES	SIZE	UoM
INSIDE CORNER - MEDIUM CROWN BLOCK				
1888	1047356	PINE	2-5/8 x 2-5/8 x 5-5/8	PC
1888	1047364	PRIMED PINE	2-5/8 x 2-5/8 x 5-5/8	PC
1898	1047601	WHITE WOOD	3-1/8 x 2-27/32 x 5-7/8	PC
INSIDE CORNER - LARGE CROWN BLOCK				
1899	1047602	WHITE WOOD	4-3/16 x 3-11/16 x 7-3/4	PC
MIDDLE - MEDIUM CROWN BLOCK				
1888	1049706	PRIMED PINE	2-5/8 x 5-1/2 x 5-5/8	PC
OUTSIDE CORNER - MEDIUM CROWN BLOCK				
1888	1047357	PINE	5-5/8 x 7-3/4 x 6-1/4	PC
1888	1047365	PRIMED PINE	5-5/8 x 7-3/4 x 6-1/4	PC



Inside Corner




Outside Corner

PTN #	SKU #	SPECIES	SIZE	UoM
INSIDE CORNER - LARGE CROWN BLOCK				
1889	1047358	PINE	3-1/2 x 3-1/2 x 7-1/2	PC
OUTSIDE CORNER - LARGE CROWN BLOCK				
1889	1047359	PINE	7-1/2 x 10 x 8	PC

RL = Random Length, LF = Linear Foot, PC = Piece

**WARNING:** Drilling, sawing, sanding or machining wood products can expose you to wood dust, a substance known to the State of California to cause cancer. Avoid inhaling wood dust or use a dust mask or other safeguards for personal protection. For more information go to [www.P65Warnings.ca.gov/wood](http://www.P65Warnings.ca.gov/wood)

# Window & Door Miscellaneous



**BRICK MOULD**

PTN #	SKU #	SPECIES	SIZE	UofM
180	1047020	PRIMED FJ PINE	1-1/4 x 2 x 7'	PC
	1047019		1-1/4 x 2 x 10'	PC
	1049349		1-1/4 x 2 x 17'	LF
PVC (PREMITERED)				
180	1055876	PVC	1-1/4 x 2 x 2'8"	PC
	1055877		1-1/4 x 2 x 3'	PC
	1055860		1-1/4 x 2 x 7'1"	PC
	1055881	PVC NON-MITERED	1-1/4 x 2 x 18'	PC



**SHINGLE MOULD**

PTN #	SKU #	SPECIES	SIZE	UofM
L210	1049369	PRIMED FJ PINE	5/8 x 1-5/8 x 16'	LF



**FLAT ASTRAGAL**

PTN #	SKU #	SPECIES	SIZE	UofM
133	1056061	PRIMED FJ PINE	11/16 x 1-3/4 x 16'	LF



**T-ASTRAGAL**

PTN #	SKU #	SPECIES	SIZE	UofM
1305	1049456	PRIMED FJ PINE	1-1/4 x 2 x 7'	PC
	1049455		1-1/4 x 2 x 8'	PC



**EXTENSION JAMB**

PTN #	SKU #	SPECIES	SIZE	UofM
S1196	1056239	PRIMED FJ PINE	11/16 x 2 x 16'	LF



**SCREEN MOULD**

PTN #	SKU #	SPECIES	SIZE	UofM
142	1047284	PINE	1/4 x 3/4 x 8'	PC



**BEADED SCREEN MOULD**

PTN #	SKU #	SPECIES	SIZE	UofM
144	1047286	PINE	1/4 x 3/4 x 8'	PC





STOOL

PTN #	SKU #	SPECIES	SIZE	UofM
41021	1049453	PRIMED FJ PINE	11/16 x 4 1/2 x 16'	LF
1021	1049452	PRIMED FJ PINE	11/16 x 5-1/4 x 16'	LF
1021	1049179	PRIMED MDF	11/16 x 5-1/4 x 16'	LF



STOOL

PTN #	SKU #	SPECIES	SIZE	UofM
61021	1056131	PRIMED FJ PINE	11/16 x 6-1/4 x 16'	LF
61021	1055580	PRIMED MDF	19/32 x 6-1/2 x 16'	LF
71021	1049454	PRIMED FJ PINE	11/16 x 7-1/4 x 16'	LF
71021	1055620	PRIMED MDF	19/32 x 7-1/4 x 16'	LF



STOOL

PTN #	SKU #	SPECIES	SIZE	UofM
L1020	1055401	PRIMED FJ PINE	1-1/16 x 5-1/4 x 16'	LF



THRESHOLD

PTN #	SKU #	SPECIES	SIZE	UofM
358	1056304	OAK	5/8 x 3-5/8 x 37"	PC
	1056305		5/8 x 3-5/8 x 73"	PC



THRESHOLD

PTN #	SKU #	SPECIES	SIZE	UofM
458	1056306	OAK	5/8 x 4-5/8 x 37"	PC
	1056307		5/8 x 4-5/8 x 73"	PC

RL = Random Length, LF = Linear Foot, PC = Piece

**WARNING:** Drilling, sawing, sanding or machining wood products can expose you to wood dust, a substance known to the State of California to cause cancer. Avoid inhaling wood dust or use a dust mask or other safeguards for personal protection. For more information go to [www.P65Warnings.ca.gov/wood](http://www.P65Warnings.ca.gov/wood)

# Stops



E1E CRAFTSMAN STOP

PTN #	SKU #	SPECIES	SIZE	UofM
888	1049448	PRIMED FJ PINE	3/8 x 1-1/8 x 7'	PC
876	1049445	PRIMED FJ PINE	7/16 x 1-3/8 x 16'	LF
886	1055924	PINE	3/8 x 1-3/8 x 7'	PC
886	1055423	PRIMED FJ PINE	3/8 x 1-3/8 x 7'	PC
	1055421		3/8 x 1-3/8 x 16'	LF



E2E CRAFTSMAN STOP

PTN #	SKU #	SPECIES	SIZE	UofM
L888	1056220	PRIMED FJ PINE	3/8 x 1-1/8 x 7'	PC
L878	1056219	PRIMED FJ PINE	7/16 x 1-1/8 x 8'3"	PC



TRADITIONAL STOP

PTN #	SKU #	SPECIES	SIZE	UofM
946	1049845	PINE	3/8 x 1-3/8 x 7'	PC
946	1055424	PRIMED FJ PINE	3/8 x 1-3/8 x 7'	PC
	1056096		3/8 x 1-3/8 x 16'	LF
946	1051110	PRIMED MDF	3/8 x 1-3/8 x 7'	PC



TRADITIONAL STOP

PTN #	SKU #	SPECIES	SIZE	UofM
936	1049843	PINE	7/16 x 1-3/8 x 7'	PC
936	1056095	PRIMED FJ PINE	7/16 x 1-3/8 x 7'	PC
	1049449		1-3/8 x 7/16 x 16'	LF



TRADITIONAL STOP

PTN #	SKU #	SPECIES	SIZE	UofM
947	1047329	PINE	3/8 x 1-1/4 x 7'	PC
	1047328		3/8 x 1-1/4 x 10'	PC
947	1047126	PRIMED FJ PINE	3/8 x 1-1/4 x 7'	PC
947	1049679	OAK	3/8 x 1-1/4 x 7'	PC

# Mullions



TRADITIONAL MULLION

PTN #	SKU #	SPECIES	SIZE	UofM
L983	1049850	PINE	3/8 x 1-5/8 x 8'	PC



E2E CRAFTSMAN MULLION

PTN #	SKU #	SPECIES	SIZE	UofM
L887	1047327	PINE	3/8 x 1-1/4 x 7'	PC
L887	1049674	OAK	3/8 x 1-1/4 x 7'	PC



BEADED MULLION

PTN #	SKU #	SPECIES	SIZE	UofM
958	1055915	PINE	3/8 x 1-1/2 x 8'	PC



BEADED MULLION

PTN #	SKU #	SPECIES	SIZE	UofM
956	1055910	PINE	3/8 x 2 x 8'	PC

# Chair Rails




PTN #	SKU #	SPECIES	SIZE	UofM
390	1047316	PINE	11/16 x 2-5/8 x 8'	PC
390	1047031	PRIMED FJ PINE	11/16 x 2-5/8 x 8'	PC
	1055369		11/16 x 2-5/8 x 16'	LF



PTN #	SKU #	SPECIES	SIZE	UofM
302	1055368	PRIMED FJ PINE	1-1/16 x 2-3/4 x 16'	LF



PTN #	SKU #	SPECIES	SIZE	UofM
297	1055370	PRIMED FJ PINE	11/16 x 3 x 16'	LF



PTN #	SKU #	SPECIES	SIZE	UofM
300	1055371	PRIMED FJ PINE	1-1/16 x 3 x 16'	LF



## CHAIR RAIL BACKER BEAD

PTN #	SKU #	SPECIES	SIZE	UofM
L956W	1055450	PRIMED FJ PINE	7/16 x 4-1/4 x 16'	LF

**300** Chair Rail + **L956W** Backer Bead



RL = Random Length, LF = Linear Foot, PC = Piece

**WARNING:** Drilling, sawing, sanding or machining wood products can expose you to wood dust, a substance known to the State of California to cause cancer. Avoid inhaling wood dust or use a dust mask or other safeguards for personal protection. For more information go to [www.P65Warnings.ca.gov/wood](http://www.P65Warnings.ca.gov/wood)

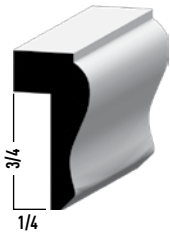


# Panel Mould | Ply Caps




PANEL MOULD

PTN #	SKU #	SPECIES	SIZE	UofM
183	1056001	PINE	9/16 x 1-1/8 x RL	LF



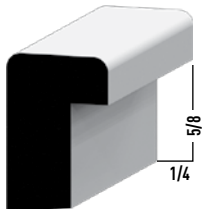
PLY CAP

PTN #	SKU #	SPECIES	SIZE	UofM
292	1049778	PINE	9/16 x 1-1/8 x 8'	PC



BEVELED NOSE BACK BAND

PTN #	SKU #	SPECIES	SIZE	UofM
BG200	1056151	PRIMED FJ PINE	1-1/16 x 1-1/16 x 16'	LF



CRAFTSMAN BACK BAND

PTN #	SKU #	SPECIES	SIZE	UofM
280	1051024	PRIMED FJ PINE	11/16 x 1-1/16 x 16'	LF




PANEL MOULD

PTN #	SKU #	SPECIES	SIZE	UofM
L184	1049352	PRIMED FJ PINE	1/2 x 1-1/2 x 16'	LF



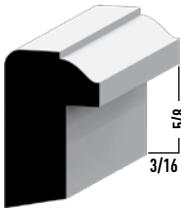
PLY CAP

PTN #	SKU #	SPECIES	SIZE	UofM
1219	1047335	PINE	11/16 x 1-5/8 x 8'	PC



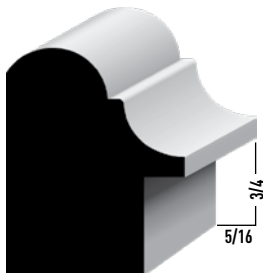
EASED NOSE BACK BAND

PTN #	SKU #	SPECIES	SIZE	UofM
BG250	1056153	PRIMED FJ PINE	1-1/16 x 1-1/16 x 16'	LF



BACK BAND

PTN #	SKU #	SPECIES	SIZE	UofM
281	1056070	PRIMED FJ PINE	11/16 x 1-1/8 x 16'	LF



LCAP EC

PTN #	SKU #	SPECIES	SIZE	UofM
LCAP	1055248	PRIMED FJ PINE	1-3/8 x 1-3/4 x 16'	LF

# Wall Panels



PTN #	SKU #	SPECIES	SIZE	UoM
LCAP	1055248	PRIMED FJ PINE	1-3/8 x 1-3/4 x 16'	LF



B G312 Casing w/B G200 Back Band Casing | B G312 Base | B G100 Shoe | SL16 Shiplap

## NICKEL GAP SHIPLAP

PTN #	SKU #	SPECIES	SIZE	UoM
LSL16	1049506	PRIMED FJ PINE	5/8 x 5-3/8 x RL	LF
LSL18	1049508	PRIMED FJ PINE	5/8 x 7-1/4 x RL	LF
SL16	1049254	PRIMED MDF	11/16 x 5-1/4 x RL	LF
SL18	1049259	PRIMED MDF	11/16 x 7-1/4 x RL	LF
1X6EC	1049359	PRIMED FJ PINE	23/32 x 5-1/2 x RL	LF



SL18  
NICKEL GAP  
SHIPLAP



L SL18  
NICKEL GAP  
SHIPLAP



SL16  
NICKEL GAP  
SHIPLAP



L SL18  
NICKEL GAP  
SHIPLAP



1X6 EC  
WAINSCOTING

RL = Random Length, LF = Linear Foot, PC = Piece


**WARNING:** Drilling, sawing, sanding or machining wood products can expose you to wood dust, a substance known to the State of California to cause cancer. Avoid inhaling wood dust or use a dust mask or other safeguards for personal protection. For more information go to [www.P65Warnings.ca.gov/wood](http://www.P65Warnings.ca.gov/wood)

# General Purpose



SHOE

PTN #	SKU #	SPECIES	SIZE	UofM
126	1049748	PINE	1/2 x 3/4 x 12'	PC
	1055940		1/2 x 3/4 x 16'	PC
126	1056059	PRIMED FJ PINE	1/2 x 3/4 x 16'	PC
	1049342		1/2 x 3/4 x 16'	LF
N126	1055273	PRIMED FJ PINE	1/2 x 3/4 x 8'	PC
126	1049593	OAK	1/2 x 3/4 x 12'	PC
	1049605		1/2 x 3/4 x RL	LF
127	1056060	PRIMED FJ PINE	7/16 x 3/4 x RL	LF
129	1055996	PINE	7/16 x 11/16 x 16'	LF
129	1055447	PRIMED FJ PINE	7/16 x 11/16 x 16'	LF



OGEE SHOE

PTN #	SKU #	SPECIES	SIZE	UofM
N131	1056227	PRIMED FJ PINE	1/2 x 3/4 x 8'	PC
131	1055274	PRIMED FJ PINE	1/2 x 3/4 x 16'	LF



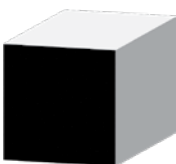
CRAFTSMAN SHOE

PTN #	SKU #	SPECIES	SIZE	UofM
L254	1049374	PRIMED FJ PINE	7/16 x 3/4 x 16'	LF



BEVELED SHOE

PTN #	SKU #	SPECIES	SIZE	UofM
BG100	1049501	PRIMED FJ PINE	5/8 x 1 x 16'	LF




SQUARE STOCK

PTN #	SKU #	SPECIES	SIZE	UofM
239	1047290	PINE	3/4 x 3/4 x 8'	PC



QUARTER ROUND

PTN #	SKU #	SPECIES	SIZE	UofM
103	1049736	PINE	1-1/16 x 1-1/16 x RL	LF
105	1049737	PINE	3/4 x 3/4 x 8'	PC
	1049740		3/4 x 3/4 x RL	LF
105	1049602	OAK	3/4 x 3/4 x RL	LF
N106	1055245	PRIMED FJ PINE	11/16 x 11/16 x 8'	PC
106	1055914	PINE	11/16 x 11/16 x 16'	PC
106	1055323	PRIMED FJ PINE	11/16 x 11/16 x 16'	PC
	1048005		11/16 x 11/16 x 16'	LF
108	1047280	PINE	1/2 x 1/2 x 8'	PC
	1055912		1/2 x 1/2 x 16'	PC




CHAMFER

PTN #	SKU #	SPECIES	SIZE	UofM
995	1049851	PINE	3/4 x 3/4 x RL	LF



HALF ROUND

PTN #	SKU #	SPECIES	SIZE	UofM
122	1056058	PINE	3/8 x 11/16 x 8'	PC



COVE

PTN #	SKU #	SPECIES	SIZE	UofM
93	1049732	PINE	3/4 x 3/4 x 8'	PC
100	1047276	PINE	11/16 x 11/16 x 8'	PC
	1055913		11/16 x 11/16 x 16'	PC
	1049735		11/16 x 11/16 x 16'	LF
N100	1056426	PRIMED FJ PINE	11/16 x 11/16 x 8'	PC
100	1055321	PRIMED FJ PINE	11/16 x 11/16 x 16'	LF
100	1055896	OAK	11/16 x 11/16 x 16'	LF
BELOW SELECTIONS ARE 12' AND LONGER (2L)				
100	1055906	OAK	11/16 x 11/16	LF
100	1055898	WHITE OAK	11/16 x 11/16	LF
100	1055897	POPLAR	11/16 x 11/16	LF




PARTING BEAD / CHECK STOP

PTN #	SKU #	SPECIES	SIZE	UofM
254	1055939	PINE	1/2 x 3/4 x 16'	PC
254	1055272	PRIMED FJ PINE	1/2 x 3/4 x 8'	LF
	1055275		1/2 x 3/4 x 16'	LF

RL = Random Length, LF = Linear Foot, PC = Piece

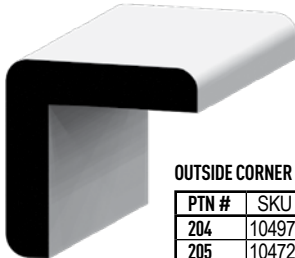


# General Purpose



OUTSIDE CORNER GUARD

PTN #	SKU #	SPECIES	SIZE	UofM
202	1051199	PINE	1-1/8 x 1-1/8 x 8'	PC



OUTSIDE CORNER GUARD

PTN #	SKU #	SPECIES	SIZE	UofM
204	1049758	PINE	1-5/16 x 1-5/16 x 8'	PC
205	1047288	PINE	1-1/8 x 1-1/8 x 8'	PC
205	1047132	PRIMED FJ PINE	1-1/8 x 1-1/8 x 8'	PC
205	1049622	OAK	1-1/16 x 1-1/16 x 8'	PC
206	1047289	PINE	3/4 x 3/4 x 8'	PC



EXTENSION JAMB

PTN #	SKU #	SPECIES	SIZE	UofM
S1196	1056239	PRIMED FJ PINE	11/16 x 2 x 16'	LF



LATTICE


PTN #	SKU #	SPECIES	SIZE	UofM
5263	1055950	PINE	1/4 x 5-1/4 x RL	LF
W266	1055927	PINE	1/4 x 1-5/8 x 8'	PC
L266	1047294	PINE	1/4 x 1-1/2 x 8'	PC
	1047295		1/4 x 1-1/2 x 10'	PC
L266	1047121	PRIMED FJ PINE	1/4 x 1-1/2 x 8'	PC
L267	1047296	PINE	1/4 x 1-3/8 x 8'	PC
	1055923		1/4 x 1-3/8 x 16'	PC
L268	1047297	PINE	1/4 x 1-1/8 x 8'	PC
L268	1049775	PINE	1/4 x 1-1/8	LF



S4S SCREEN STOCK

PTN #	SKU #	SPECIES	SIZE	UofM
L249	1047309	PINE	1/2 x 1-5/8 x 8'	PC
L247	1055911	PINE	1/2 x 2 x 8'	PC


## Wall Rails



CLOSET POLE (FULL ROUND)


PTN #	SKU #	SPECIES	SIZE	UofM
L232	1049041	FIR	1-1/2 dia. x 8'	PC
L233	1049045	FIR	1-1/4 dia. x RL	LF
L233	1049542	LVL	1-1/4 dia. x 16'	PC

Laminated Veneer Lumber



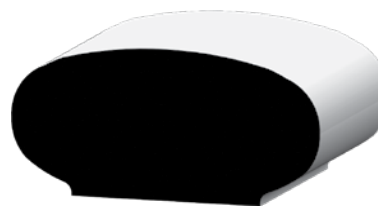
WALL RAIL

PTN #	SKU #	SPECIES	SIZE	UofM
231	1047345	PINE	1-1/2 x 1 11/16 x 8'	PC
231	1047346		1-1/2 x 1 11/16 x 12'	PC
231	1050054		1-1/2 x 1 11/16 x 16'	PC
231	1049036	DFIR	1-1/2 x 1 11/16 x 8'	PC
231	1049037		1-1/2 x 1 11/16 x 12'	PC



WALL RAIL

PTN #	SKU #	SPECIES	SIZE	UofM
230	1056066	PINE	1-11/16 x 1-1/2 x 16'	PC



WALL RAIL

PTN #	SKU #	SPECIES	SIZE	UofM
240	1050059	PINE	1-1/4 x 2-1/4 x 16'	PC
240	1051026	PRIMED FJ PINE	1-1/4 x 2-1/4 x 16'	PC

RL = Random Length, LF = Linear Foot, PC = Piece

**WARNING:** Drilling, sawing, sanding or machining wood products can expose you to wood dust, a substance known to the State of California to cause cancer. Avoid inhaling wood dust or use a dust mask or other safeguards for personal protection. For more information go to [www.P65Warnings.ca.gov/wood](http://www.P65Warnings.ca.gov/wood)

## Corbels



DECORATIVE CORBEL

PTN #	SKU #	SPECIES	SIZE	UofM
C A8 ORCRW	1047354	MAPLE	5-1/2 x 4-5/8 x 9-13/16	PC



DECORATIVE CORBEL

PTN #	SKU #	SPECIES	SIZE	UofM
C A8 ORPWH	1047369	PAINTED WHITE	5-1/2 x 4-5/8 x 9-13/16	PC



DECORATIVE CORBEL

PTN #	SKU #	SPECIES	SIZE	UofM
C A8 ORCRW	1047369	PAINTED WHITE	9 x 3-1/2 x 12	PC



SHELF OR COUNTER BRACKET

PTN #	SKU #	SPECIES	SIZE	UofM
C A110 ORMAP	1047536	MAPLE	8 x 3 x 12	PC



CLASSIC CORBEL

PTN #	SKU #	SPECIES	SIZE	UofM
CA70 ORMA	1047355	MAPLE	6-1/2 x 3 x 12	PC



CLASSIC CORBEL

PTN #	SKU #	SPECIES	SIZE	UofM
CA70 ORPWH	1047368	MAPLE	6-1/2 x 3 x 12	PC

# Custom Manufacturing on DEMAND by ORNAMENTAL DECORATIVE MILLWORK



**Quality custom and short run moulding orders with quick turn around!**

Custom Manufacturing  
on DEMAND

## Specs

- 6-17 ft. lengths (random / clear) - Priming available for all lengths.
- Profile max = 11-3/4" width
- Minimum run = 3,000 ft. (less than charge can be applied)
- Unique capabilities: rope, dentil, emboss, carving

## Material

- Poplar
- Solid Pine
- Red Oak
- White Oak
- Alder
- Cypress
- Soft Maple
- Hard Maple
- Ambrosia "Rustic" Maple
- Others available upon request and subject to availability

## Timing

- 2-3 days for cost quote and estimated lead time
- Moulding sample or CAD drawing required
- Please contact your Sales Representative



**Made in the USA**

**ORNAMENTAL**

DECORATIVE MILLWORK

A NOVO Building Products Company

Visit [NOVOBP.COM](http://NOVOBP.COM)  
to order NOVO  
Building Products  
online





## Decorative Accessories | Ornamental Decorative Millwork



### ORNAMENTAL

— DECORATIVE MILLWORK —

A NOVO Building Products Company

Reversible Stair Risers

Decorative Boards

Decorative Millwork

Decorative Wall Panel Mould

Wall Accents • Faux Beams

Mantels • Corbels • Appliqués

Decorative Prestained Boards



Contact a representative for availability and to see how Ornamental Products can take your next project to the next level.





# ORNAMENTAL REAL WOOD

## BEADED OR SQUARE REEDED WALL PANELS

**Ornamental Decorative Millwork's** Beaded or Square Reeded Accent Mouldings can be stained, painted or left unfinished to create a multitude of unique and trending styles. These premium real wood accents can be applied to walls, ceilings, furniture or cabinetry. Their versatility allows you to create a dramatic statement or just to add texture and flare to any room.

- Available in a variety of sizes to help with the versatility of your project design.
- Great for an accent wall in a variety of home styles.
- Premium Solid Wood Construction

Contact a representative for availability and to see how Ornamental Products can take your next project to the next level.



NEW ACCENT WALL PANELS  
FLUTED AND MICRO FLUTED  
ACCENT WALL WOODGRAIN

INNOVATED LINE



Decorative panel manufactured in thermo fluid laminate to decorate walls and interior ceilings easily, fast and clean.

This sheet incorporates a fluted face which allows a continuous, contemporary and elegant design.



PART #	SKU #	DESIGN/COLOR	SIZE	UofM
SLATTED PANEL				
SLAT 97 FBDCA	1080695	Carvalo	0.47" x 8.6" x 97.6"	4-PC PKG
SLAT 97 FBDBO	1080699	Bosco	0.47" x 8.6" x 97.6"	4-PC PKG
SLAT 96 FBDPM	1080698	Primed	0.59" x 6.2" x 96"	4-PC PKG
MICRO-SLATTED PANEL				
M SLAT 97 FBDBO	1080696	Bosco	0.47" x 8.6" x 97.6"	4-PC PKG
M SLAT 97 FBDCA	1080697	Carvalo	0.47" x 8.6" x 97.6"	4-PC PKG





## NEW ACOUSTIC WALL PANELS FLUTED, SOUND-ABSORBING ACCENT PANELS



These new MDF laminate wall panels have an acoustic absorbing layer making them a practical yet extremely stylish accent for conference rooms, entertainment rooms, play rooms, retail establishments, and churches.

AGT Acoustic Accent Panels are available in many finishes to accent various styles or design concepts.

If you're interested in this product  
please contact your NOVO  
representative for inquiries on more  
information and availability.



# Columns and Porch Post



If your project requires decorative support Columns or Porch Posts call us for information. Or check out the styles and products available at:

**TURNCRAFT.COM**







A NOVO Building Products Company

**ALLENTOWN DISTRIBUTION CENTER  
STOCKED STAIR PARTS**

## In-Stock Stair Parts



**Rails with  
Fittings,  
Goosenecks, &  
Volutes**

**Treads, False Treads  
& Tread Brackets**

**Iron Balusters**

**Iron Accessories**

**Craftsman Wood  
Balusters**





## In-Stock Stair Parts

**Square Top  
Wood Balusters**

**Pin Top Wood Balusters**

**Over the Post Newels**

**Post to Post Newels**

**Box Newels**

**Newel/Rail Installation  
Hardware**



For more information scan to visit [NOVOBP.COM](http://NOVOBP.COM)

# Moulding Index

Pattern	Pg #
41	41
43	42
L45	40
N45	40
L47	40
L49	39
53	39
68	39
75	39
81	39
84	39
86	39
93	50
BG100	18, 50
100	50
103	50
105	50
106	50
108	50
122	50
126	50
127	50
129	50
131	50
133	44
142	44
144	44
163	34, 36
L163E	36
163E	36
180	44
183	48
L184	48
185	40
BG200	19, 48
L201	41
202	51
204	51
205	51
206	51
L210	44
BG212	19, 28
230	51
231	51
L232	51
L233	51
239	50
240	51

Pattern	Pg #
L247	51
L249	51
BG250	19, 48
L254	18, 50
254	50
256	36
263	38
5 263	51
W266	51
L266	51
L267	51
L268	51
280	48
281	48
292	48
297	47
300	47
302	47
B312	36
BG312	19, 30
WC312	19, 29
312	29
327	28
W331	29
331	28
334PB	33
334CB	33
L340	39
356	28
358	45
L361	30
361	28
366	28
366A	28
376	28
390	47
BG412	18, 35
L412	19, 30
E412	19, 31
412	19, 31
L414	18, 35
432	19, 31
L432	19, 30, 35
L433E	18, 34
444	30
L445	31
445	29
445A	29

Pattern	Pg #
L452	19, 29
452	19, 29
458	45
472	19, 29
L473	19, 28
505	18, 42
EC512	41
BG512	18, 37
L512	18, 37
512E	18, 37
L514	18, 36
WB514	18, 36
E519	18, 39
530	41
618	35
620	35
623	34
663	34
682	30
BG712	18, 38
713	34
L714E	18, 38
714E	18, 38
721	42
730	42
B 734C	33
738	36
B 740C	33
PB 742	33
PB 743	33
750	35
750W	36
753	35
B 871C	33
876	46
L878	46
886	46
L887	46
PB 887	33
L888	46
888	46
B 892	33
B 895	33
B 915C	33
936	46
946	46
947	46
L956W	47

Pattern	Pg #
956	46
958	46
L983	46
995	50
L 1020	45
1021	45
4 1021	45
6 1021	45
7 1021	45
S 1196	44, 51
B 1200C	33
1219	48
1305	44
P 1401	33
1402 C	33
P 1403	33
1888	43
1889	43
1892	33
1895	33
1898	43
1899	43
5010	32
7163E	38
7163	38
8412	34
8416	34
8746	31
9243	36
9750	35
1X6 EC	49
BGC1	18, 34
BGC2	18, 34
L CAP	48, 49
CR291	18, 40
DC97	31
LK4	31
LBRB3	28
SRB3	31
RB3	31
5SCBA	37
SCBA	37
SCCA	19, 30
LSL16	49
SL16	49
LSL18	49
S18	49
5STBA	37
STBA	37
STCA	19, 30

Misc.
See page 22 for <b>Board</b> offerings.
See page 23-25 for <b>Sheet Products</b> offerings.
See page 27 for <b>Jamb</b> offerings.
See page 32 for <b>OMI Craftsman Architrave</b> offerings.
See page 52 for <b>Corbel</b> offerings.
See page 53 for <b>OMI Custom Manufacturing ON-Demand</b> .
See page 54 for <b>OMI Decorative Accessories</b> offerings.
See page 55-57 for <b>NEW Fluted &amp; Micro Fluted Wall Accents Panels</b>





## Mouldings

- Softwood Mouldings
- Hardwood Mouldings
- Blocks
- Flexible Mouldings
- Exterior Moulding



## Boards

- Softwood Boards
- Hardwood Boards
- S4S & Eased Edged
- Unfinished, Primed
- Exterior Boards



## Stair Parts

- Wood Balusters & Newels
- Iron Balusters & Newels
- Post to Post Components
- Over the Post Components
- Stock, Special Order, Custom



A NOVO Building Products Company

## Linear Collection

- Marine grade 316 stainless steel cable and hardware for interior or exterior use
- Sleek exclusive swageless cable fittings require no special tools for installation
- Newels are precut and predrilled saving hours and hours of installation time
- Hollow tube and panel infill options available
- Solid box treads for a total industrial modern design
- New code compliant handrail profile

## Decorative Millwork

- Decorative Wood Mouldings
- Mantels, Wood Beams
- Wall Accent Panels
- Decorative Risers
- Stained Boards

## ORNAMENTAL

— DECORATIVE MILLWORK —  
A NOVO Building Products Company



## NOVO SHEET GOODS PROGRAM

- Premium Sheets For Hundreds Of Interior Applications
- Over 30 Sku Offerings
- Delivered On Your Next Truck Along With Your Moulding And Millwork





# NOVOBP.COM

Explore our comprehensive collections of mouldings, stair parts, boards, and exterior millwork as well as find inspiration for every room in the home.



## Allentown Distribution Center

Allentown Commerce Park Building 1  
2027-35 S. 12th Street | Allentown, PA 18103

**P: 800.253.9000 | F: 800.772.5574**

© 2025 NOVOBP, Allentown (Rev. 04/25)

NOVO reserves the right to make changes to the products listed in this catalog without notice and without responsibility for existing units. Drawings may not be to exact scale.

For more information  
scan to visit  
NOVOBP.COM

