



# PROPRIO FOOT<sup>®</sup>

Because the world isn't flat





60% FASTER  
terrain adaptation<sup>1</sup>

44% INCREASE  
in peak ankle power<sup>1</sup>

23% INCREASE  
in range-of-motion<sup>1</sup>

70% REDUCTION  
in falls<sup>2</sup>

# PROPRIO FOOT®

Because the world isn't flat

**The world's first microprocessor ankle (MPA).** In 2006, we debuted the original Proprio Foot. Featuring motorised ankle flexion, the goal was simple: to reduce trips and falls. It was a hit, winning the prestigious Red Dot design award and spawning an entire new product category. However, since our ultimate goal is to replicate the function of the human foot, there is always room for improvement.

**Introducing a whole new Proprio Foot.** In redesigning Proprio Foot, we first enhanced the safety and stability features that made the original so great for low-to-moderately active users in the first place. Next, we incorporated a Pro-Flex LP foot module to provide 44% more toe-off power. Add usability improvements — like single-button functionality and an integrated battery — and we're one giant step closer to our goal.

# THE DATA

*“I usually trip 1-3 times per day with my prescribed foot, but I never tripped with the Proprio Foot”*

User comment from clinical investigation



## 60% FASTER TERRAIN ADAPTATION

The new Proprio Foot adapts to varied terrain 60% faster than the previous model, helping users walk naturally and comfortably on a variety of everyday terrain, including stairs and ramps.



## 44% INCREASE IN PEAK ANKLE POWER & 23% INCREASE IN RANGE-OF-MOTION

The new Proprio Foot is built on a Pro-Flex LP foundation. This means a 44% increase in toe-off power and a 23% increase in ROM over the previous model. It also provides reduced sound side loading,<sup>3</sup> leading to a more symmetrical gait and all the associated benefits of walking naturally.



## 70% REDUCTION IN FALLS

The new Proprio Foot's Active Swing Phase Dorsiflexion of 4° contributes to a 70% reduction in falls.



## EASY & INTUITIVE

Automatic setup makes customising Proprio Foot for each user's unique gait very simple. A single button makes it easy for the user to correctly align the ankle for different footwear.



## WEATHERPROOF

Users don't have to worry when they get caught in the rain or splashed by sprinklers, because Proprio Foot is weatherproof and appropriate for use in wet and / or humid environments.

NOTE: Do not submerge, or expose to chlorinated or salt water.



# SPECIAL FEATURES

## ANATOMICAL FOOT



The foot blade has a full effective foot length, with carbon fibre extending from the heel up to the tip of the big toe, so that the full foot length can be used effectively when walking, like a human foot. The foot blade is also wider in the forefoot for extra stability

and split in a shape that generates forward motion in a pressure distribution pattern like that of the human foot. Additionally, the foot cover is shaped anatomically, with a sandal toe that matches the shape of a sound foot.

Benefit: A more natural, smoother and more symmetrical walking action with a reduction of load on the sound side, plus an increase in comfort and confidence.

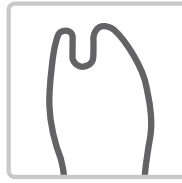
## HEEL HEIGHT ADJUSTABILITY



A adjustable ankle module enables the alignment of the foot to be adjusted according to the shoe's heel height.

Benefit: The freedom to wear various types of shoes, from sandals with no heel to formal shoes with an elevated heel – without sacrificing stability, comfort and walking dynamics that comes with misalignment of the prosthetic leg when wearing different types of shoes.

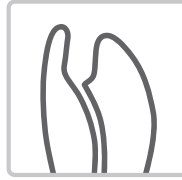
## SANDAL TOE



The foot is anatomically correct, with a separate big toe that accommodates a sandal strap.

Benefit: Freedom to wear a larger variety of footwear including sandals, plus a more natural appearance.

## SPLIT FOOT BLADE



The foot blade is split lengthwise, creating two independent areas of ground contact, thus making it possible for the foot to adjust to an uneven ground surface.

Benefit: Enhances balance and stability, helping the person walk with more confidence on uneven ground.

## WEATHERPROOF



A weatherproof device can be used in a wet and/or humid environment (but not under water).

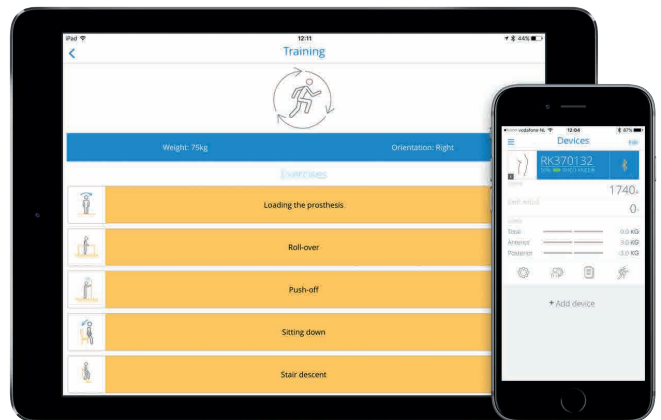
Benefit: Tested and certified to maintain the same level of prosthetic functioning in wet conditions.

# ÖSSUR LOGIC JUST GOT A PREMIUM UPGRADE

The new Proprio Foot features an upgraded Össur Logic app that enables professionals to easily setup Proprio Foot, adjust the functionality for each user and access valuable activity reports.

A new, enhanced user interface lets users quickly check their battery charge and step count. The app also gives users the freedom to pre-program a variety of their everyday footwear which automatically adjusts the ankle alignment and the heel height (up to 5cm) for each pair of shoes.

NOTE: Össur Logic is available for iOS devices (iOS 10.0 or later) and pairs via Bluetooth. It can be downloaded free of charge from the App Store.





# TECHNICAL SPECIFICATIONS

## FOOT INFORMATION

**Weight Categories:** 1-8

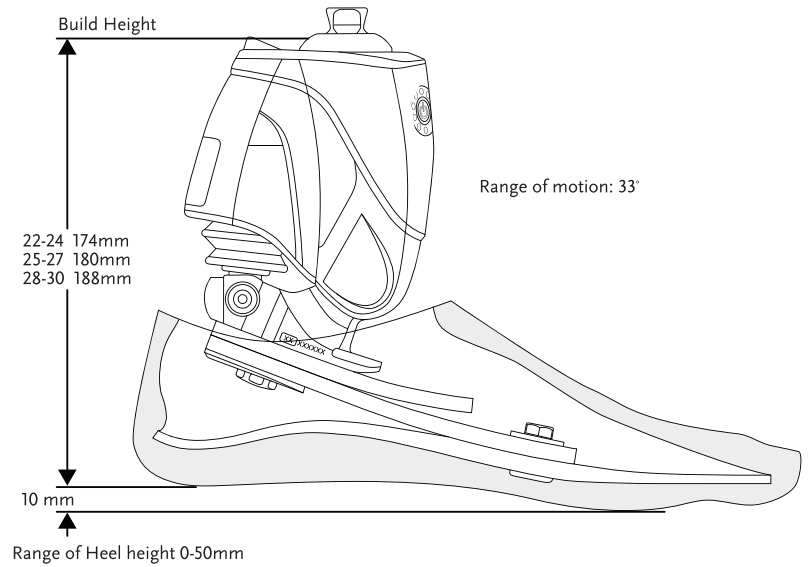
**Shoe Sizes:** 22-30

**Weight of Foot (size 27, Cat. 5):** 1.5kg incl. Foot Cover

**Heel Height Adjustability:** Up to 50mm

**Build Height (size 27, Cat. 5):** 180mm

**Unity Compatible:** Add Unity sleeveless elevated vacuum for excellent volume control and suspension with minimal added weight and no added build height.



## USER INFORMATION

**Amputation Level:** Transtibial and Transfemoral

**Impact Level:** Low to Moderate

### LOW



Level K-1: The patient has the ability or potential to use a prosthesis for transfers or ambulation on level surfaces at fixed cadence. This is typical of a household ambulator or a person who only walks about in their own home.

Level K-2: The patient has the ability or potential for ambulation with the ability to traverse low-level environmental barriers such as curbs, stairs or uneven surfaces. This is typical of the limited community ambulator.

### MODERATE



Level K-3: The patient has the ability or potential for ambulation with variable cadence.

A person at level 3 is typically a community ambulator who also has the ability to traverse most environmental barriers and may have vocational, therapeutic or exercise activity that demands prosthetic use beyond simple locomotion.

## KEY FEATURES

Bluetooth low-energy connectivity

3-axis gyro and accelerometer for accurate terrain adaptation

Durable soft touch finish

Active big toe designed for better stance and use with sandals

Improved single-button usability

Integrated battery

3-blade Pro-Flex design ensures dynamic energy return

Unity™ compatible



# PROPRIO FOOT IS PART OF THE PRO-FLEX® FAMILY



## MORE THAN A FOOT, IT'S A FAMILY

All Pro-Flex feet feature a unique and proprietary 3-blade design with a footblade that incorporates a full effective toe lever and a more anatomical split toe. This innovative design helps generate exceptional toe-off energy and a fluid, natural progression from heel strike to toe-off.

We incorporated the Pro-Flex LP foot module in the new Proprio Foot to provide 44% more toe-off power.

## MOST EFFECTIVE AS PART OF A TOTAL SOLUTION



By combining the RHEO KNEE with a PROPRIO foot and the latest in Seal-In liner technology, users can achieve exceptional performance on different surfaces, steps and slopes.

Minimal socket movement ensures optimal control, and the safety and stability of these solutions will enhance the confidence levels of users.

## A SHELL AS INNOVATIVE THE FOOT IT COVERS

The Pro-Flex range's foot cover features lightweight construction and a grippy sole for barefoot stability on wet or slick surfaces. It adapts to a range of footwear and has a more natural arch and footprint.



A sandal clamping toe design allows easy use with flip flops. Users also have the option to paint the toe nails.



#### REFERENCES

1. Compared to the previous Proprio Foot. Data on file at Össur.
2. Compared to a traditional Energy Storing and Return Foot (ESAR). Ludviksdottir A, Gruben K, Gunnsteinsson K, Ingvarsson Th, Nicholls M. Effects on user mobility and safety when changing from a carbon fiber prosthetic foot to a bionic prosthetic foot. Presented at Orthopadie&Reha-Technik Congress, Leipzig, May 2012.
3. Data on file at Össur.



[WWW.OSSUR.CO.ZA](http://WWW.OSSUR.CO.ZA)

Össur South Africa  
Units 4 & 5, 3 on London  
Brackengate Business Park  
Brackenfell  
Cape Town 7560

TEL 0860 888 123  
FAX 021 981 8925  
EMAIL [INFOSA@OSSUR.COM](mailto:INFOSA@OSSUR.COM)

