

Biella

PTXBLA6732

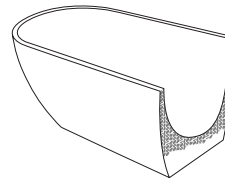
66⁷/₈" L x 32¹/₄" W x 23" H

1 other size available

PTXBLA5932 59" L x 31¹/₂" W x 23" H



Tub Finish	<input type="radio"/> White Gloss
Drain Finish	<input type="radio"/> Gloss White
Material	Acrylic
Slope of Backrest	118°
Water Depth	14 ³ / ₄ "
Capacity	71G
Weight	86lbs
Shipping Weight	103.6lbs

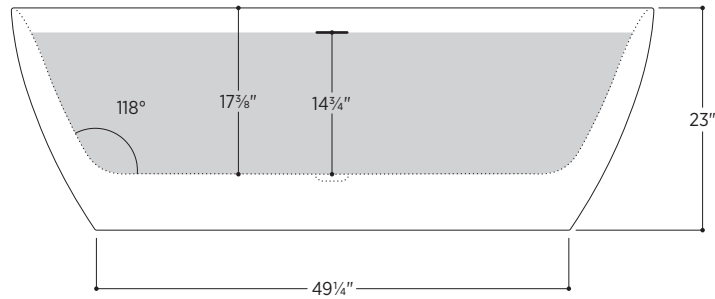
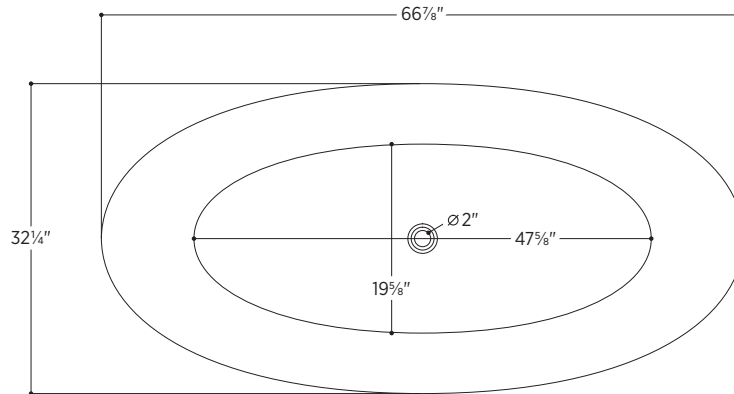


Foam Insulation *optional*

- Foam gives an added layer of solidity to the tub
- It reduces the noise level when filling
- It keeps the water warm longer

Biella

PTXBLA6732



All measurements are approximate and for comparison only. Please note that these dimensions and specifications are subject to change without notice.

Install this product according to the installation guide. Floor support under bath must provide for a minimum of 995lbs (451kg). Installation may vary. Our products must be installed by certified professionals only and according to our installation guide, as well as federal, provincial/state and local building codes and regulations.

Codes/Standards Applicable:

Meets or exceeds ANSI/ASME standard Z124.1.2
and CAN/CSA B 45 requirements

IAPMO/UPC/cUPC

5 Year Warranty for Residential Use

