

Lucca

PTXLUC6732

66 $\frac{7}{8}$ " L x 31 $\frac{1}{2}$ " W x 23" H

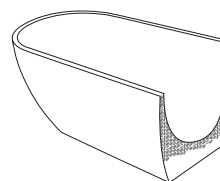
2 other sizes available

PXLUC5930 59" L x 29 $\frac{1}{2}$ " W x 23" H

PTXLUC6332 63" L x 31 $\frac{1}{2}$ " W x 23" H



Tub Finish	<input type="radio"/> White Gloss
Drain Finish	<input type="radio"/> Glossy White
Material	Acrylic
Slope of Backrest	115°
Water Depth	14 $\frac{3}{4}$ "
Capacity	71G
Weight	88.2lbs
Shipping Weight	105.8lbs

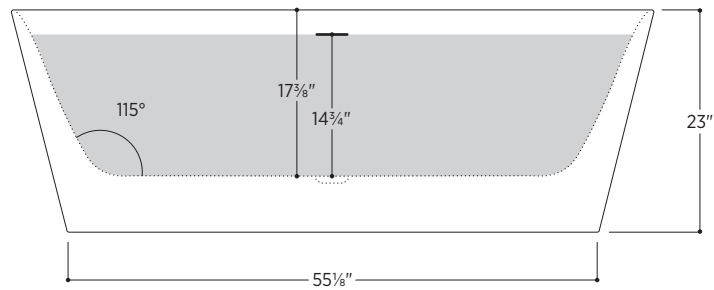
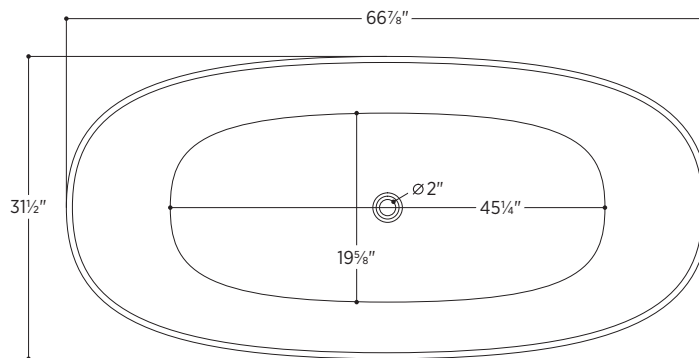


Foam Insulation *optional*

- Foam gives an added layer of solidity to the tub
- It reduces the noise level when filling
- It keeps the water warm longer

Lucca

PTXLUC6732



All measurements are approximate and for comparison only. Please note that these dimensions and specifications are subject to change without notice.

Install this product according to the installation guide. Floor support under bath must provide for a minimum of 995lbs. Installation may vary. Our products must be installed by certified professionals only and according to our installation guide, as well as federal, provincial/state and local building codes and regulations.

Codes/Standards Applicable:
Meets or exceeds ANSI/ASME standard Z124.1.2
and CAN/CSA B 45 requirements
IAPMO/UPC/cUPC



5 Year Warranty for Residential Use