
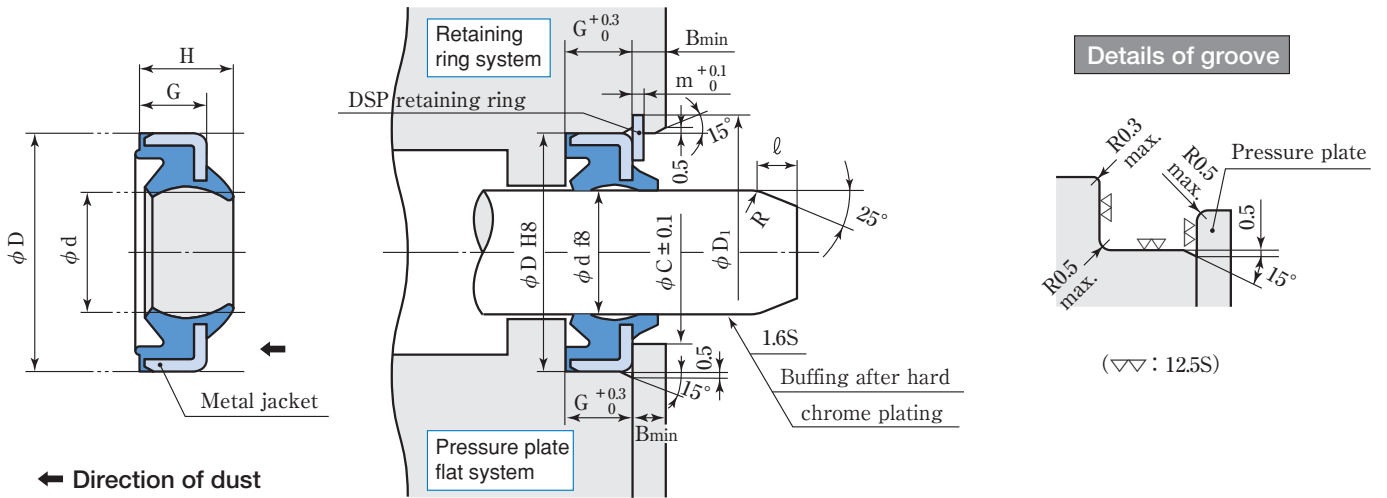


SCB-Wipers

(Press fit installation)



Dimension table



- Note:
- Wipers should be installed in the direction specified in the above schematic.
 - Refer to the ℓ dimension as it would be differed according to the type of packings to be used together.
 - For information on preferred values of surface finish (roughness), see page 14.

Dimension table of SCB-Wipers

(Unit : mm)

Wipers & Groove dimensions								Part No.		
d	D	H	G	C	B	D ₁	m	Standard material (RN807)	Retaining ring	
8	18	8	5	14	3	18.8	±0.1	SCB- 8	DSP- 8	
10	20	8	5	16	3	21		SCB-10	DSP-10	
12	22	8	5	17	3	23		<i>SCB-0012001N807</i>	DSP-12	
12.5	23	8	5	19	3	24		SCB-12.5	DSP-12.5	
14	24	8	5	19	3	25		SCB-14	DSP-14	
15	25	8	5	21	3	26		SCB-15	DSP-15	
16	26	8	5	21	3	27		SCB-16	DSP-16	
18	30	9	6	24	3	31.5		SCB-18	DSP-18	
20	32	9	6	26	3	33.5		SCB-20	DSP-20	
22	32	9	6	28	3	33.5		<i>SCB-0022001N807</i>	DSP-20	
22	34	9	6	28	3	35.5		SCB-22	DSP-22	
22.4	34.4	9	6	29.4	3	35.9		SCB-22.4	DSP-22.4	
25	37	9	6	31	3	38.5		SCB-25	DSP-25	
28	40	9	6	34	3	41.5		SCB-28	DSP-28	
30	42	9	6	36	3	43.5	SCB-30	DSP-30		
30	45	9	6	37	3	45.5	±0.15	<i>SCB-0030001N807</i>	DSP-31.5	
31.5	44	10	7	39	3	45.5		SCB-31.5		
32	44	10	7	39	3	45.5		SCB-32		DSP-32
34	46	10	7	41	3	47.5		<i>SCB-0034001N807</i>		DSP-34
35	47	10	7	41	3	49		SCB-35		DSP-35
35.5	47.5	10	7	42.5	3	49.5	SCB-35.5	DSP-35.5		
40	52	10	7	46	3	54	SCB-40	DSP-40		
45	57	10	7	51	3	59	SCB-45	DSP-45		
50	62	10	7	56	3	64	SCB-50	DSP-50		
55	69	11	8	62	4	71.5	SCB-55	DSP-55		
56	70	11	8	64	4	72.5	SCB-56	DSP-56		
60	74	11	8	67	4	76.5	SCB-60	DSP-60		
63	77	11	8	71	4	79.5	SCB-63	DSP-63		
65	79	11	8	72	4	81.5	SCB-65	DSP-65		
70	84	11	8	77	4	86.5	SCB-70	DSP-70		
71	85	11	8	79	4	87.5	SCB-71	DSP-71		

★Orders and inquiries are accepted on part numbers.

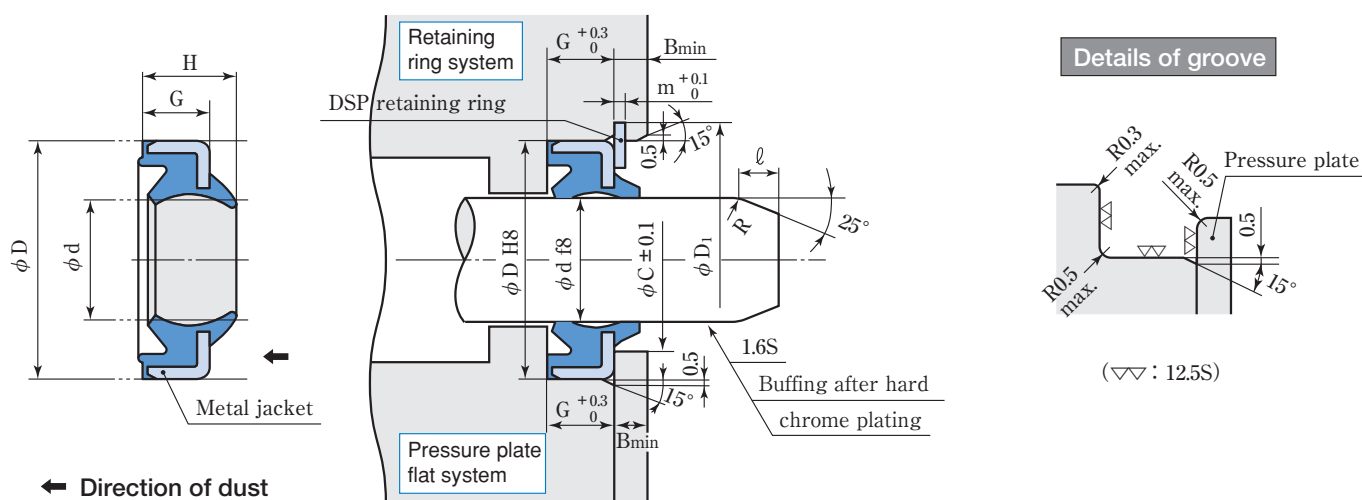
★Products with the part numbers in blue back ground are stock items.

★Wipers with the part numbers in *light Italic* require the confirmation of the existence of the tooling prior to ordering. These items are subject to the abolishment without notice. Reclamation of an abolished product requires to newly produce the tooling at your expense.

★DSP-Retaining rings (standard material: SWRH) are made-to-order products. C retaining rings and other ordinarily retaining rings are unapplicable to SCB-wipers.

★Wipers are adequately packaged for the optimum storage. Refer to "Cautions" in page 2 for the handling and storage.

Dimension table



- Note:
- Wipers should be installed in the direction specified in the above schematic.
 - Refer to the ℓ dimension as it would be differed according to the type of packings to be used together.
 - For information on preferred values of surface finish (roughness), see page 14.

Dimension table of SCB-Wipers

(Unit : mm)

Wipers & Groove dimensions								Part No.		
d	D	H	G	C	B	D ₁	m	Standard material (RN807)	Retaining ring	
75	89	11	8	82	4	91.5	±0.15	1.1	SCB- 75	DSP- 75
78	92	11	8	86	4				<i>SCB-0078001N807</i>	
80	94	11	8	87	4	96.5		1.1	SCB- 80	DSP- 80
85	99	11	8	92	4	101.5		1.1	SCB- 85	DSP- 85
90	104	11	8	97	4	106.5		1.1	SCB- 90	DSP- 90
95	109	11	8	102	4	111.5	±0.15	1.1	SCB- 95	DSP- 95
98	112	11	8	106	4	114.5		1.1	<i>SCB-0098001N807</i>	DSP- 98
100	114	11	8	107	4	116.5		1.1	SCB-100	DSP-100
105	121	12	9	113	5	125		1.3	SCB-105A	DSP-105A
106	120	11	8	114	5	124		1.3	SCB-106	DSP-106
110	126	12	9	118	5	130		±0.15	1.3	SCB-110
112	128	12	9	121	5	132	1.3		SCB-112	DSP-112
115	131	12	9	123	5	135	1.3		SCB-115	DSP-115
118	134	12	9	127	5	138	1.3		SCB-118	DSP-118
120	136	12	9	128	5	140	1.3		SCB-120	DSP-120
125	141	12	9	133	5	145	±0.15		1.3	SCB-125
130	146	12	9	138	5	150		1.3	SCB-130	DSP-130
132	148	12	9	141	5	152		1.3	SCB-132	DSP-132
135	155	14	10	145	5	159		1.3	SCB-135	DSP-135
140	160	14	10	150	5	164		1.3	SCB-140	DSP-140
145	165	14	10	155	5	169		±0.2	1.3	SCB-145
150	170	14	10	160	6	174	1.3		SCB-150	DSP-150
160	180	14	10	170	6	184	1.3		SCB-160	DSP-160
170	190	14	10	180	6	194	1.3		SCB-170	DSP-170
175	195	14	10	185	6	199	1.3		SCB-175	DSP-175
180	200	14	10	190	6	204	±0.2		1.3	SCB-180
190	215	16	12	202.5	6	219.5		1.6	SCB-190A	DSP-190A
200	225	16	12	212.5	6	229.5		1.6	SCB-200A	DSP-200A
250	274	16	12	262	6	278.5		1.6	SCB-250	DSP-250

- ★Orders and inquiries are accepted on part numbers.
- ★Products with the part numbers in blue back ground are stock items.
- ★Wipers with the part numbers in *light italic* require the confirmation of the existence of the tooling prior to ordering. These items are subject to the abolishment without notice. Reclamation of an abolished product requires to newly produce the tooling at your expense.
- ★DSP-Retaining rings (standard material: SWRH) are made-to-order products. C retaining rings and other ordinary retaining rings are unapplicable to SCB-wipers.
- ★Wipers are adequately packaged for the optimum storage. Refer to "Cautions" in page 2 for the handling and storage.