

Super Unit

[Single pump type]

Maximum operating pressure


7 MPa

Maximum flow rate

15/30 L/min

Model code

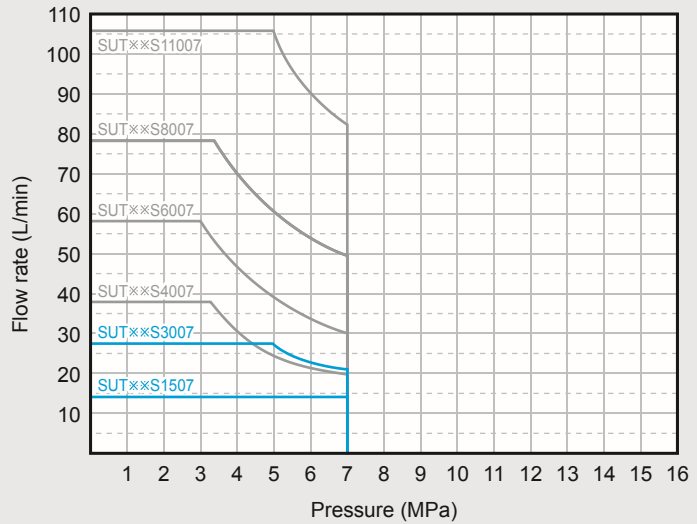
SUTS1507-30**
SUTS3007-30**



Tankless type

Unit type

Pressure – Flow rate characteristics (Representative)



* The graph shows actual flow rates (representative values).

* Operating flow rate at the maximum pressure in continuous operation:

SUTS1507: 3 L/min maximum**
SUTS3007: 5 L/min maximum**

Specifications

Model code		Tankless type		Unit type	
		SUT00S1507-30	SUT00S3007-30	SUT03S1507-30	SUT03S3007-30
Pump unit	Maximum flow rate (theoretical value; L/min) *1	15.2	28.5	15.2	28.5
	Maximum operating pressure (MPa)	7.0			
	Operating flow rate adjustment range (L/min)	2.5 to 15.2	3.5 to 28.5	2.5 to 15.2	3.5 to 28.5
	Operating pressure adjustment range (MPa)	1.5 to 7.0			
Motor capacity	Motor capacity (equivalent kW)	Equivalent to 2.2 kW	Equivalent to 2.8 kW	Equivalent to 2.2 kW	Equivalent to 2.8 kW
Power supply	Motor pump/unit	3-phase, 200 V (50 Hz), 200 V (60 Hz), 220 V (60 Hz) (Permissible voltage fluctuation: ±10%)			
Rated current (A)	AC3 φ200V (50 Hz)	11.5	15.4	11.5	15.4
	AC3 φ200V (60 Hz)	11.3	15.1	11.3	15.1
	AC3 φ220V (60 Hz)	10.6	13.8	10.6	13.8
Power source breaker setting (A)	15	20	15	20	
External input signal		5 channels Photo-coupler insulation, DC 24 V (DC 27 V maximum), 5 mA/channel			
External output signal	Digital output	2 channels, photo coupler insulation, FET output, DC 24 V, 50 mA maximum per channel			
	Contact output	1 channel (1 common contact), dry contact Contact capacity: DC 30 V, 0.5 A (resistance load)			
Mass (kg)		37	39	59	
Operating conditions	Usable oil *2	Special mineral-oil base hydraulic oil/wear-resistant hydraulic oil • Viscosity grade: ISO VG32 to 68 • Viscosity range: 15 to 400 mm ² /s • Contamination: Within NAS class 10 • Volumetric water content: 0.1% maximum			
	Operating hydraulic oil temperature (in tank)	0 to 60°C (Recommended operating temperature range: 15 to 50°C)			
	Operating ambient temperature	0 to 40°C			
	Storage ambient temperature	-20 to 60°C			
	Operating ambient humidity	85% RH max. (no condensation)			
	Installation site	Indoors (Be sure to secure the unit with bolts.)			
Others		<ul style="list-style-type: none"> • Be sure to connect a circuit breaker for all (three) poles and the earth leakage breaker. • Make sure that the electrical wiring meets the requirements of European Standard EN60204-1. • Frequent turning this unit's power supply ON/OFF will considerably shorten the control unit's service life. To start or stop the unit at 8-minute or shorter intervals, use the unit's control stop function. • Be sure to connect the ground terminal. 			
Tank capacity (L)		-		30	
Standard coating color		Ivory white (Munsell code 5Y7.5/1)			

Note) *1: The pump flow rate has been factory-set to the maximum discharge rate. The maximum discharge rate given in the table above is a theoretical value, not a guaranteed value.
*2: Consult Daikin about the use of hydraulic oils other than mineral-oil base type (e.g. hydrous/synthetic) such as water-glycol hydraulic oil.

*3: The unit incorporates a safety valve.

*4: When selecting a Super Unit, refer to "Pressure-Flow rate characteristics and how to select a unit" on Page 49.

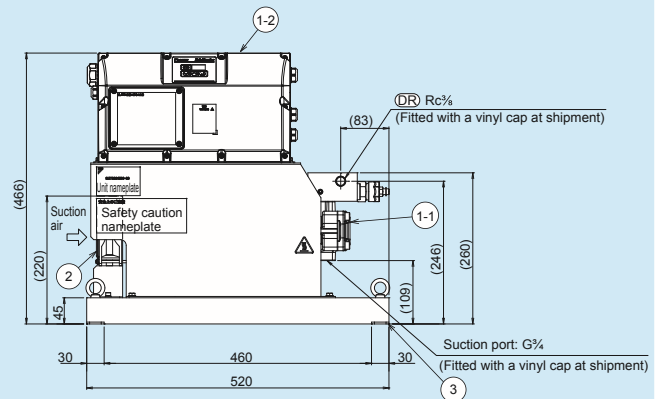
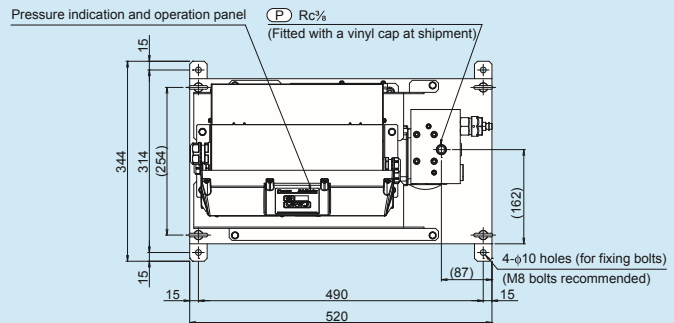
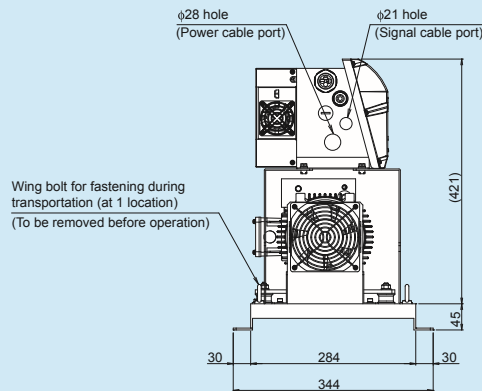
For the purpose of making improvements, the specifications given in catalogs are subject to change without prior notice. Be sure to refer to the latest outside drawing.

External Dimension Diagram

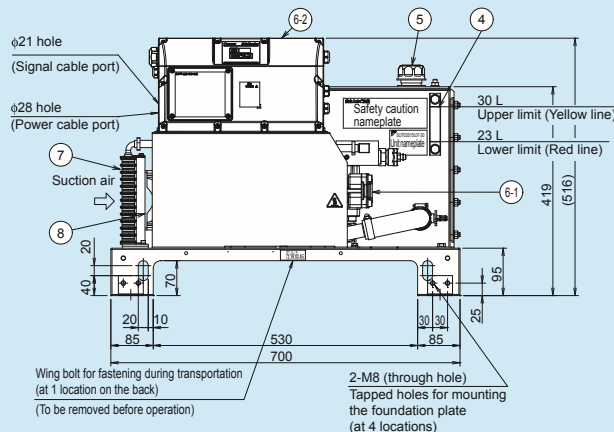
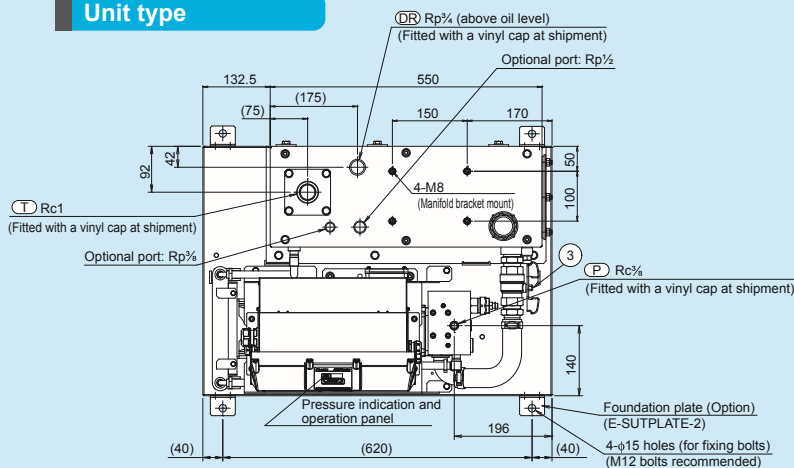
Tankless type

SUT00S1507-30
SUT00S3007-30

Part No.	Name	Quantity
1-1	Motor pump incorporating an IPM motor	1
1-2	Controller	1
2	AC fan	1
3	Base	1



Unit type



SUT03S1507-30
SUT03S3007-30

Part No.	Name	Quantity
1	Oil tank	1
2	Suction strainer	1
3	Stop valve	1
4	Oil level gauge	1
5	Oil filter port-cum-air bleeder	1
6-1	Motor pump incorporating an IPM motor	1
6-2	Controller	1
7	Oil cooler	1
8	AC fan	1

