



© WETSTYLE

Cube

BC 0801

inch 60x30x22.5 mm 1524x762x57.2

■ **interior dimensions**

rim: inch 58x28 mm 1473x711
 base: inch 47.5x27 mm 1207x686
 height: inch 20 mm 508

■ **capacity to overflow**

gal (us) - 86 liters - 326

■ **weight**

lb - 198 kg - 90

■ **installation**

freestanding

■ **accessory**

oak bridge wenge shade

■ **material**

WETMAR BIO™, True High Gloss™
 or matte finish

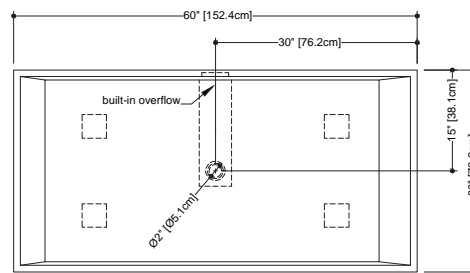
■ **color**

white

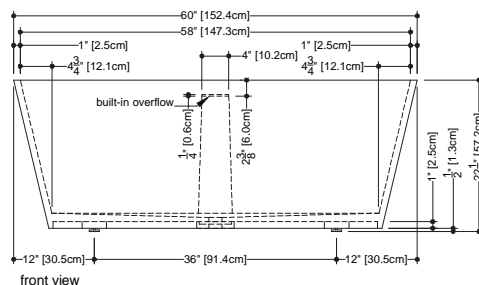
■ **codes/standards applicable**

IAPMO-ANSI Z124.1
 IAPMO-ANSI Z124.3
 CSA B 45.0 - CSA B45.4

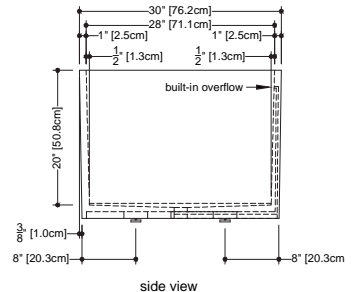
BC 0801



plan view



front view



side view



WETSTYLE Plug & Bathe™ overflow and drain connection system includes:

Soft-touch pop-up drain, for built-in overflow. Fits both 1-1/2" ABS drain waste and 1-1/2" tubular brass

1-1/2" ABS Direct vertical drain waste fitting (copper/brass option also available)

1-1/2" ABS 90° Elbow drain waste fitting (copper/brass option also available)

Plumbing installation restriction

BC 0801-i, freestanding bathtub requires a vertical plumbing connection rising from the floor. A horizontal connection is not an option.

WETSTYLE cannot be held responsible for any technical errors and reserves the right to make revisions without notice.

Approximate measurement. The manufacturer accept 1/4" (6.35mm) variance.

www.WETSTYLE.CA - Montreal - Canada
 Tel. 450.536.9000 - 1 888.536.9001 - Fax. 450.536.0202





Cube

BC 0801

inch 60x30x22.5 mm 1524x762x572

■ **overflow and drain connection**
WETSTYLE Plug & Bathe™ system
(ABS or copper/brass)

■ **overflow**
built-in
slot design
polished chrome or brushed nickel

■ **drain**
soft toe touch
polished chrome or brushed nickel

■ **faucet area recommended**
wall-mounted or floor-mounted

■ **option**
columns for wall or
deck-mounted faucets
(refer to the Column collection)

WETSTYLE cannot be held responsible for any technical errors and reserves the right to make revisions without notice.

Approximate measurement.
The manufacturer accept 1/4" (6.35mm) variance.

www.WETSTYLE.CA - Montreal - Canada
Tel. 450.536.9000 - 1 888.536.9001 - Fax. 450.536.0202

