

**CALYPSO
60" ACRYLIC DOUBLE
ROLL TOP TUB**

Cat. No.
ADR7H60B



L: 59 1/2"
W: 31"
H: 23 1/4"

Water depth: 16 1/2" to top of tub

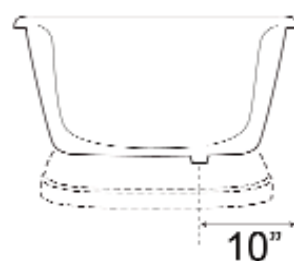
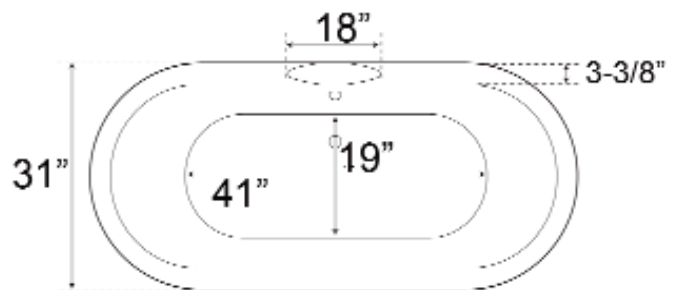
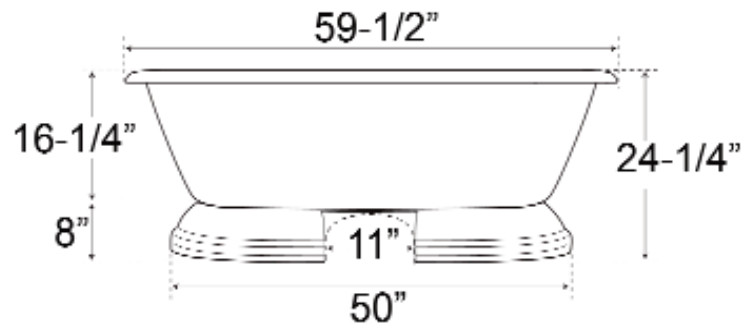
**The following is recommended for
ATDR7H60B tubs:**

- Rim-mounted faucets: part #4601 or 7529
- Straight bath supplies: part #5577
- Leg tub drain: part #5599LT or 5599TS

Gallon Capacity: 55
Shipping Weight: 425 lbs.
Empty Weight: 200 lbs.
Filled Weight: 659 lbs.

Features:

- ▶ Acrylic construction for lighter weight
- ▶ Includes decorative base
- ▶ Tub rim has tap deck
- ▶ 7" centers in tub deck
- ▶ No overflow
- ▶ Tub is thoroughly inspected before shipment



Dimensions of fixture are nominal and specifications subject to change without notice.