

MODEL NUMBER:

- ☐ **7430.101 Berwick Single Control Monoblock**
Metal lever handle. Metal Speed Connect®
pop-up drain.

AVAILABLE ACCESSORY:

- ☐ **2064.101P Escutcheon Plate Only**

GENERAL DESCRIPTION:

Cast brass body. Metal lever handle. Washerless 35mm ceramic disc valve cartridge with integral hot limit safety stop. Braided flexible supply hoses with 3/8" compression connectors. 20" (500mm) long flexible stainless steel drain cable is pre-assembled to faucet body. Metal Speed Connect® drain body with 1-1/4" (32mm) tail piece. 1.5 gpm/5.7L/min. maximum flow rate. Fitting can be mounted on 4" centers using optional escutcheon (2064.101P) or single hole mounting method.

PRODUCT FEATURES:

Brass Construction: Durable. Easy to clean. Ideal for prolonged contact with water.

Ceramic Disc Valve Cartridge: Assures a lifetime of smooth handle operation and drip-free performance.

Adjustable Hot Limit Safety Stop: Limits the amount of hot water allowed to mix with cold. Reduces the risk of accidental scalding.

Lead Free: Faucet contains ≤ 0.25% total lead content by weighted average.

Exclusive Speed Connect Metal Drain:

- Fewer parts. Installs in less time.
- No adjustments required - seals the first time, every time.
- Flexible stainless steel cable - installs effortlessly in tight spaces.

Choice of Finishes: Available in Polished Chrome or Satin Nickel (PVD).

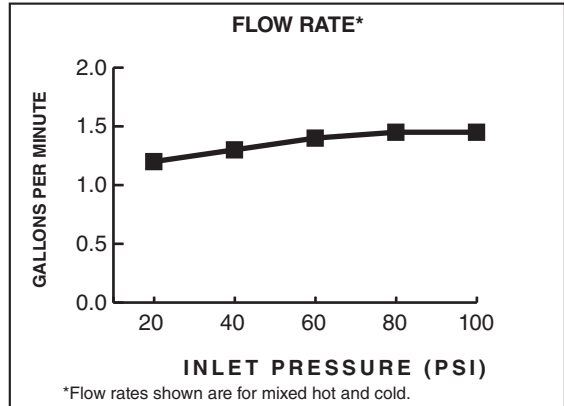
SUGGESTED SPECIFICATION:


Single control lavatory faucet shall feature a brass body and metal lever handle. Fitting shall be equipped with flexible supplies with 3/8" compression connectors. Shall also feature washerless ceramic disc valve cartridge with an integral hot limit safety stop. Shall also feature a metal drain body with stainless steel cable actuation. Fitting shall be American Standard Model # 7430.101.____.


CODES AND STANDARDS

These products meet or exceed the following codes and standards:

- ANSI A117.1
- ASME A112.18.1
- NSF 61/Section 9 and Annex G
- CSA B125.1



Product Number	Description	Finish Options	
		Polished Chrome	PVD Satin Nickel
		002	295
7430.101	Berwick Single Control Monoblock. Metal Speed Connect® pop-up drain. 		
2064.101P	Optional Escutcheon Plate Only (For Mounting on 4" Centers)		

 Meets the American Disabilities Act Guidelines and **ANSI A117.1** Requirements for the physically challenged.

AERATOR MODIFICATIONS***	Parts Suffix**
0.5gpm (1.9Lpm) PCA* Spray	___F05
1.0gpm (3.8Lpm) PCA Aerator	___F10

*PCA — Pressure Compensating
 To modify a product, add suffix after the 4th digit (ex. 2064F05**101.002)
 ***Modified product models are **NOT** WaterSense certified.