

All measurements in inches

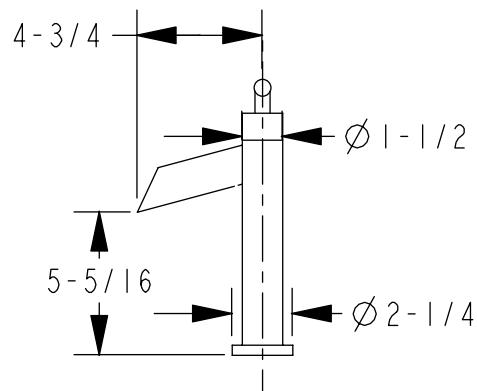
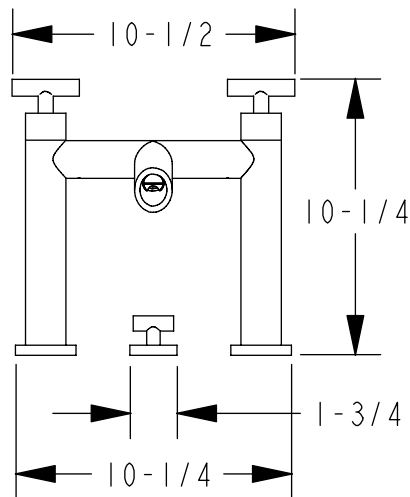
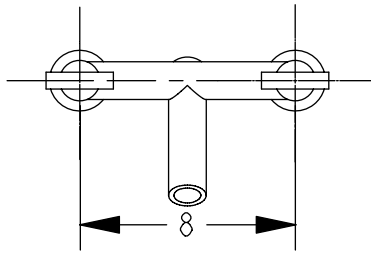


Image NOT to Scale

We reserve the right to make revisions without notice in the design of fixtures or in packaging unless this right has specifically been waived at the time the order is accepted.

This product meets ANSI/NSF Standard 61, Sect. 9, Safe Drinking Water Act - Lead Content and Leaching

MANUFACTURED :: CALIFORNIA, US (CNC) COMPUTER NUMERIC CONTROL

MATERIAL :: BRASS

WEIGHT(LBS.) :: 17.55

SPECIAL FEATURES :: AVAILABLE IN DIFFERENT HEIGHTS, INTEGRATED ROUGH, "DROP IN" INSTALLATION


FLOW :: 2.2 GPM (GALLONS PER MINUTE)

CARTRIDGE :: CERAMIC 1/4 TURN (GERMANY)

COMPONENTS INCLUDED :: 06003-100 COMPLETE DRAIN ASSEMBLY WITH LINKAGE IN MATCHING FINISH

FINISHES

- 008 - POLISHED COPPER LACQUERED
- 009 - POLISHED COPPER
- 010 - OIL RUBBED BRONZE
- 014 - ANTIQUE NICKEL LACQUERED
- 015 - POLISHED NICKEL
- 018 - BRUSHED NICKEL
- 026 - POLISHED CHROME
- 027 - MATTE CHROME
- 028 - BRUSHED CHROME



waterdecor

For technical information please call 877.222.9644 or fax 626.744.0377