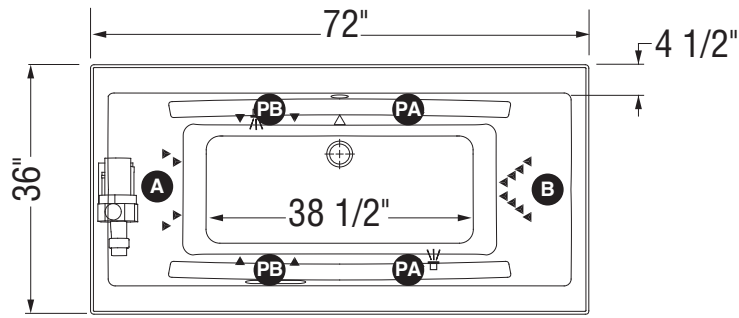
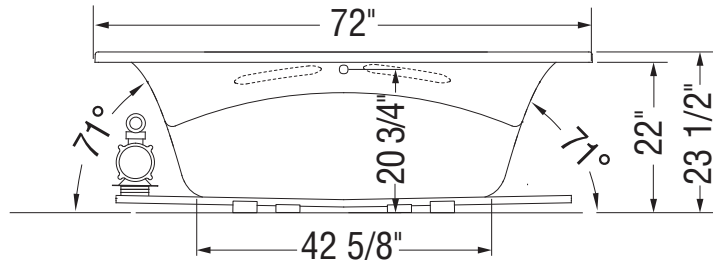
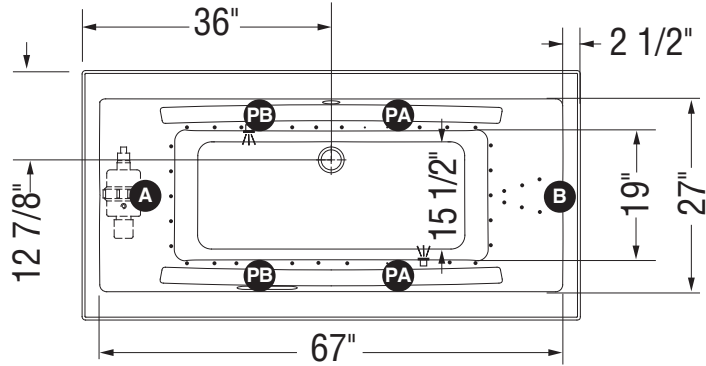


WHIRLPOOL SYSTEM



AIR SYSTEM



(A) : Specify blower and/or pump location when ordering

(B) : Specify blower and/or pump location when ordering

(▲) : Indicates whirlpool jets positioning

(△) : Indicates suction positioning

(•) : Indicates airjets positioning

(☼) : Indicates chromotherapy light positioning

(PA) : With system, the optional grab bar is on opposite side of the pump.
(PB) : Without system, specify optional grab bar location when ordering.

Bathtub base includes anti-vibration Neutra-Phone leg supports (not shown).

All dimensions are approximate. Structure measurements must be verified against the unit to ensure proper fit.