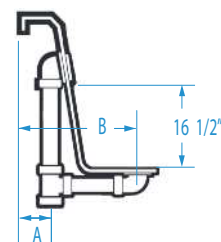
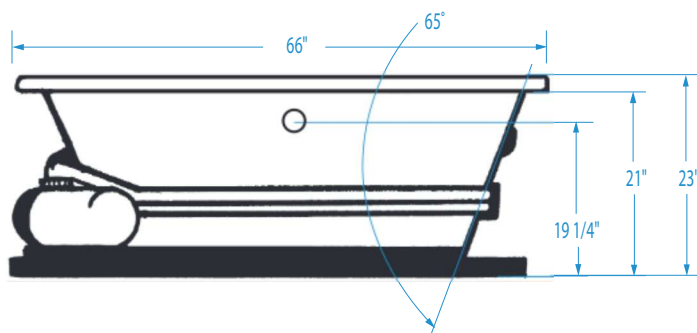
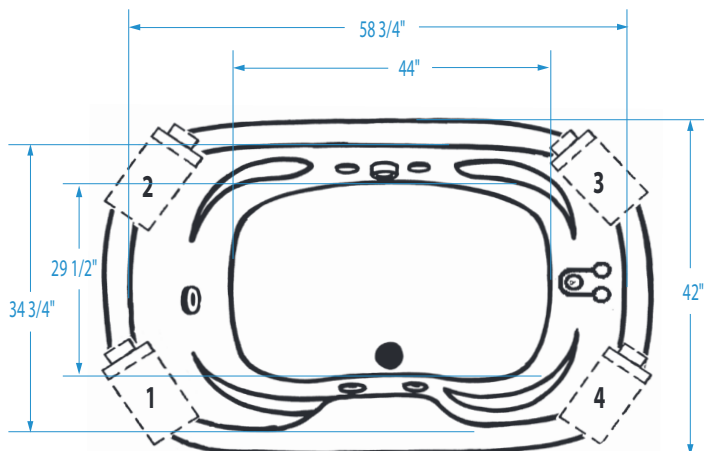


OXFORD

 66 x 42 x 23 (1675 x 1065 x 585)
 inches (mm)

FEATURES lbs (kg) Dimensional Tolerance $\pm 3/8"$. Dimensions needed for site preparation should be measured from the unit. Aquatic assumes no responsibility for preparatory work.

Type and Model #	Material	Jets	Pump	Heater	Controls	Drain	Pkg. Wt.
Whirlpool #A16644HOX	Acrylic	8	1.75 HP	1.5 kw Inline (optional)	Electronic	Center Front	226 (103)

DIMENSIONS inches (mm)

Width Overall / Net	Depth Overall / Net	Height Overall / Net	Skirt Height
66 (1675)	42 (1065)	23 (585) / 21 (535)	-

SUMP DATA inches (mm)

Capacity to Overflow gal (ltr)	Min. Operating Capacity gal (ltr)	WIDTH @ centerline		DEPTH @ centerline	
		Top	Bottom	Top	Bottom
97 (367)	79 (299)	58 3/4 (1490)	44 (1115)	34 3/4 (880)	29 1/2 (750)

PLUMBING DIMENSIONS inches (mm)

A	B	Drain Diameter / Clearance
6 1/4 (160)	11 7/8 (300)	2 (50) / 1 1/8 (30)

ELECTRICAL DATA

Component	Specification	Requirement
Pump	1.75 HP; 12 AMP; 120V	15 AMP; 120V, separate circuit; Class A GFCI
Optional Heater	1.5 kW; 12 AMP; 120V	15 AMP; 120V, separate circuit; Class A GFCI

NOTES:

1) Where applicable, utilize cut-out templates packed with unit for deck cutouts.

2) 16 x 16 (405 x 405) minimum access required at pump/blower location(s).

NOTE:

1) This whirlpool must be hard wired to the breaker box.