

Features

- Solid brass construction
- Complements Canterbury product series

Double Towel Bar **1122-18** Also 1122-24, 1122-32

Codes / Standards Compliance

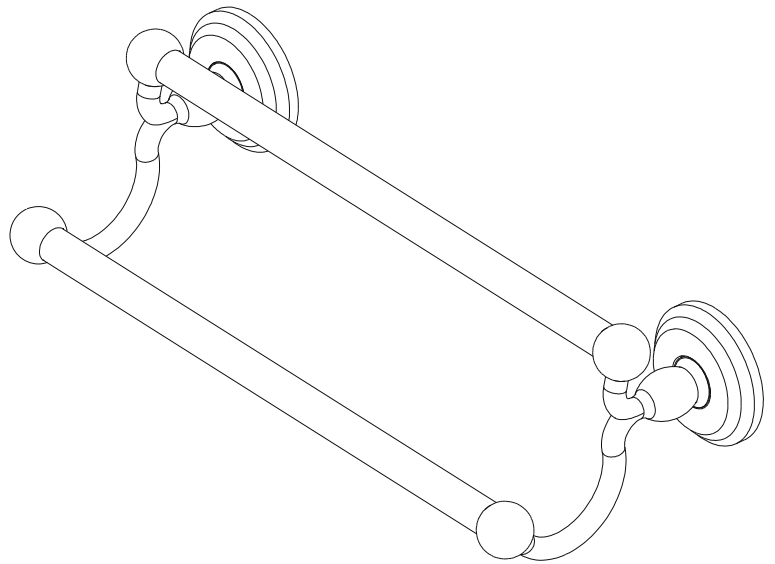
Meets or exceeds the following at date of manufacture:

- All applicable US Federal and State material regulations

Colors / Finishes

- PN: Polished Nickel
- SN: Satin Nickel
- PC: Polished Chrome
- ORB: Oil Rubbed Bronze

• Other: Refer to the Ginger catalog for additional color/finish options.



Specified Model


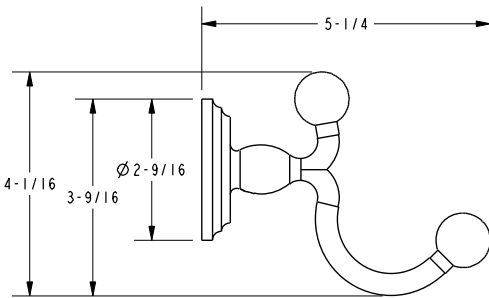

| Model | Description | Colors Finishes | | | | |
|---------|----------------------|-----------------------------|-----------------------------|-----------------------------|------------------------------|--------------------------------|
| 1122-18 | 18" Double Towel Bar | <input type="checkbox"/> PN | <input type="checkbox"/> SN | <input type="checkbox"/> PC | <input type="checkbox"/> ORB | <input type="checkbox"/> Other |
| 1122-24 | 24" Double Towel Bar | <input type="checkbox"/> PN | <input type="checkbox"/> SN | <input type="checkbox"/> PC | <input type="checkbox"/> ORB | <input type="checkbox"/> Other |
| 1122-32 | 32" Double Towel Bar | <input type="checkbox"/> PN | <input type="checkbox"/> SN | <input type="checkbox"/> PC | <input type="checkbox"/> ORB | <input type="checkbox"/> Other |
| | | | | | | |
| | | | | | | |

Product Specification: Add "Length Indicator and Color / Finish" suffix to Model number, below.

The Double Towel Bar shall be made of solid brass construction. Double Towel Bar shall complement Ginger Chelsea product series. Double Towel Bar shall be Ginger Model 1122-____/____.

1122-18

Product Dimensions *(units are in inches)*



Chelsea Double Towel Bar
1122-18, 1122-24, 1122-32

page 2 of 2 spec_1122-18, 1122-24, 1122-32

GINGER®

t: 949.417.5207 | www.gingerco.com

©2011 Brasstech, Inc.