

# Alyssa

The Alyssa is the ideal choice for those wanting to blend elegance, style and bathing comfort into any bathroom decor. The graceful deck contours blending into the spacious oval bathing well give the Alyssa a designer look.

### Available Sizes:

66"L x 42"W x 20"D  
 80 Gallons

78"L x 48"W x 20"D  
 95 Gallons



### Acrylic Tub – construction features

**Acrylic** models finished in 1/8" thick layer of deep lustrous acrylic.

**Extra thick** reinforced fiberglass.

**Pre-wired** pump on pump platform (standard pump location only)

**Integral E-Z** Level platform facilitates installation.

**Non-skid** bottom.

### PVC Systems – include:

**6 or 8 Fully** directional adjustable PVC jets

**Anti-vortex** safety suction.

**Color matched** system trim

**HydroOzone** ozone sanitation system

**Rigid PVC** piping

**Self draining** pump and system

**Soft Touch** electronic on/off control with 30-min. integral timer

**2.25 HP** Single Speed Pump

**Cable** waste & overflow

### Hydro Systems – Options:

**Available** as Tub only, Thermal Air, Whirlpool or Combo

**Microban** Antibacterial Protection

**Extra High** Density Fiberglass

**Custom** jet and pump locations

**Armrests** available

**Custom** jet and pump locations

**Waterfall** Fill Spout (recirculating option available)

**Plated** Metallic finish

**Additional** directional Jets

**Swirling**, Rotating, or Jumbo Jets

**Micro** Therapy Jet

**Integral** Waste & Overflow

**1.5 HP** Variable Speed Pump (digital temperature display optional)

**Electronic** low water protection

In-line Heater

**Chromatherapy-LED** Lighting System

**Chromatherapy-LED** Mini Spotlights

**Mood Light**

**Grab Bars**

**Back Masseuse**

**Neck Masseuse Pillow**

**Hydro Fragrance**

**Hydro Fusion**

**Hydro Coat**

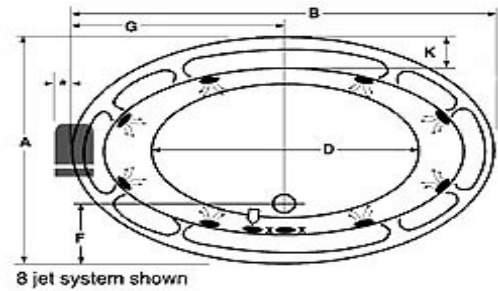
**Hydro Express quick ship**

### Approvals & Listings





Commonwealth of Massachusetts  
 UPC & USPC - US & Canada



# Alyssa

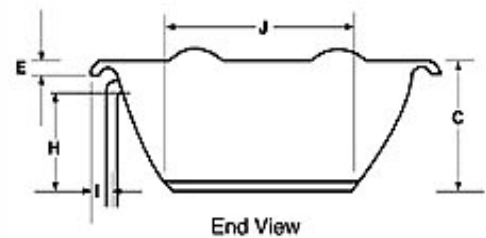


Must be set in mortar base.

-  Pump motor
-  Jets
-  Anti-vortex suction
-  Overflow location

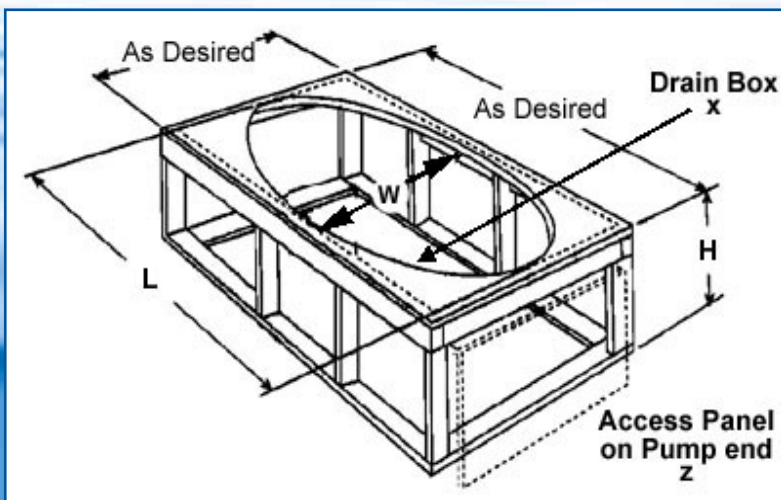
**AS SHOWN:**  
Whirlpool option w/ standard jets

**ALSO AVAILABLE:**  
Soaking Tub Only, Whirlpool, Thermal Air, Combo



Model	GC	AC	A	B	C	D	E	F	G	H	I	J	K	Pump	Wat.Cap.
6642	N/A	□	42"	66"	19¾"	41"	2"	11½"	33"	17¼"	4¼"	26"	5¼"	2.25	80 gal.
7848	N/A	□	48"	78"	19¾"	53"	2"	11½"	39"	17¼"	4¼"	32"	5¼"	2.25	95 gal.
<b>Amps</b>	<b>Volts</b>	<b>Breaker</b>	<b>Dedicated Service</b>												
13.5	120	20 amp	GFCI Protected												

## Framing Dimension



Model	(L)ength	(W)idth	(H)eight Finish
6642	64"	40"	18¾"
7848	76"	46"	18¾"

*Disclaimer: Certain options or altering the pump/blower location may cause the pump/blower to extend beyond the tub decking. For cutout dimensions wait for unit to arrive. All specifications subject to change without notice.*