
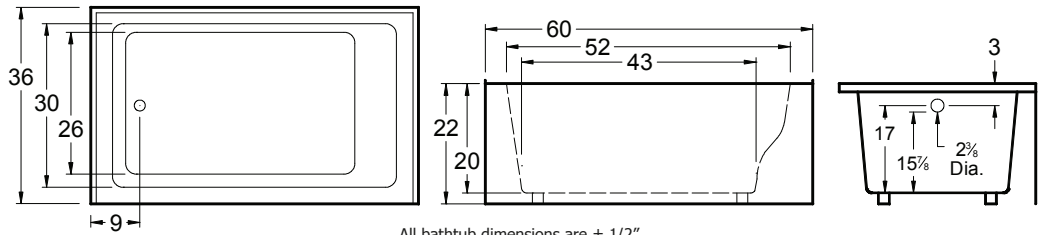


Always check the website for the most updated specifications: [www.americh.com](http://www.americh.com)

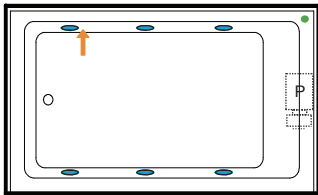


Tub pictured with optional waste & overflow.

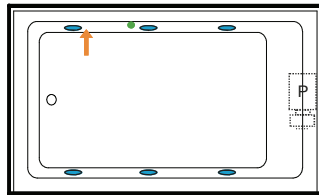


All bathtub dimensions are ± 1/2".

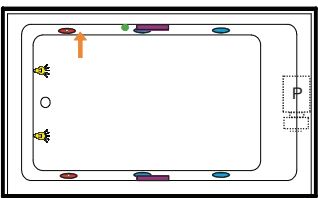
## Builder Series



## Luxury Series




## Platinum Series



## Combination

(pump and blower location only)

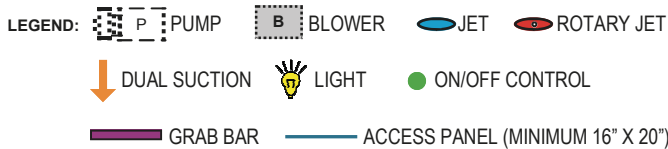


## Airbath System II



## Airbath System III

N/A



### INSTALLATION TIPS

- Install according to Owner's Manual and local codes.
- Any whirlpool or Airbath® unit requires an access panel.
- Hot water supply should be 65-75% of tub capacity or greater. Always consult your local plumber for recommendations as installations will vary.

### DIMENSIONS

60" x 36" x 22" ( 1524 x 914 x 559 mm)  
 Whirlpool Operating Gallons = 48 (Liters = 182)  
 Gallon to Overflow = 75 (Liters = 284)

**MATERIAL:** Acrylic

**TUB FLOOR:** Non-Textured

**UNDERMOUNT:** No

**AVAILABLE COLORS:** White and Biscuit

### ELECTRICAL REQUIREMENTS

Americh recommends one 20 amp ground fault circuit interrupter (GFCI) for each power supply provided with the bathtub.

### STANDARD EQUIPMENT:

- Apron
- Molded Tile Flange

### OPTIONAL ACCESSORIES

- Chromotherapy\*
- Grab Bars: 9" \* - 14" - 16"
- High Density Insulation\*
- Inline Heater
- Jets: Additional or Rotary\*
- Pillows: 13"
- Quiet Pump with Built-in Heater Upgrade\*
- Remote Control Upgrade (Select Series Only)
- Trim Kit Upgrade\*
- Waste & Overflow\*

\*Standard on Platinum Series

### CODES AND COMPLIANCE

Americh products meet or exceed the following standards:

- Underwriters Laboratories (UL)
- Underwriters Laboratories - Canada (cUL)
- Canadian Standards Association - (CSA)
- ANSI Z124.1 • ANSI A112-19.7
- ANSI A112.19.8

Contact Americh for additional approvals.