

SPECIFICATIONS

AMALFI™ TRIM ONLY SINGLE HANDLE PRESSURE BALANCE TUB & SHOWER FAUCET

Model

D511030T (Tub & Shower trim)
D501530T (Shower only trim)

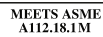
Description

- 4 ½" 200D showerhead
- 6" brass showerarm
- Diverter on spout
- Showerhead D460057, A112.18.1M, 1.75 gpm (6.6 LPM)
maximum flow rate @ 80 psi; 1.31 gpm (4.95 LPM)
minimum flow rate @ 45 psi

Standards



- UPC/cUPC
- Energy Policy Act of 1992

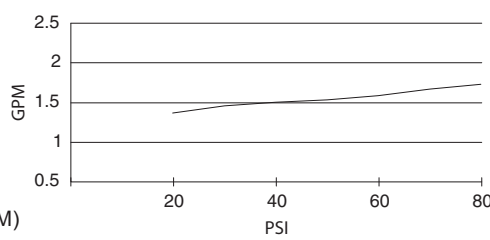


- ASME A112.18.1M



- ADA Accessibility Guidelines for Buildings and Facilities - 4.27.4 Controls and Mechanisms

Flow Rate



Certified by IAPMO R&T



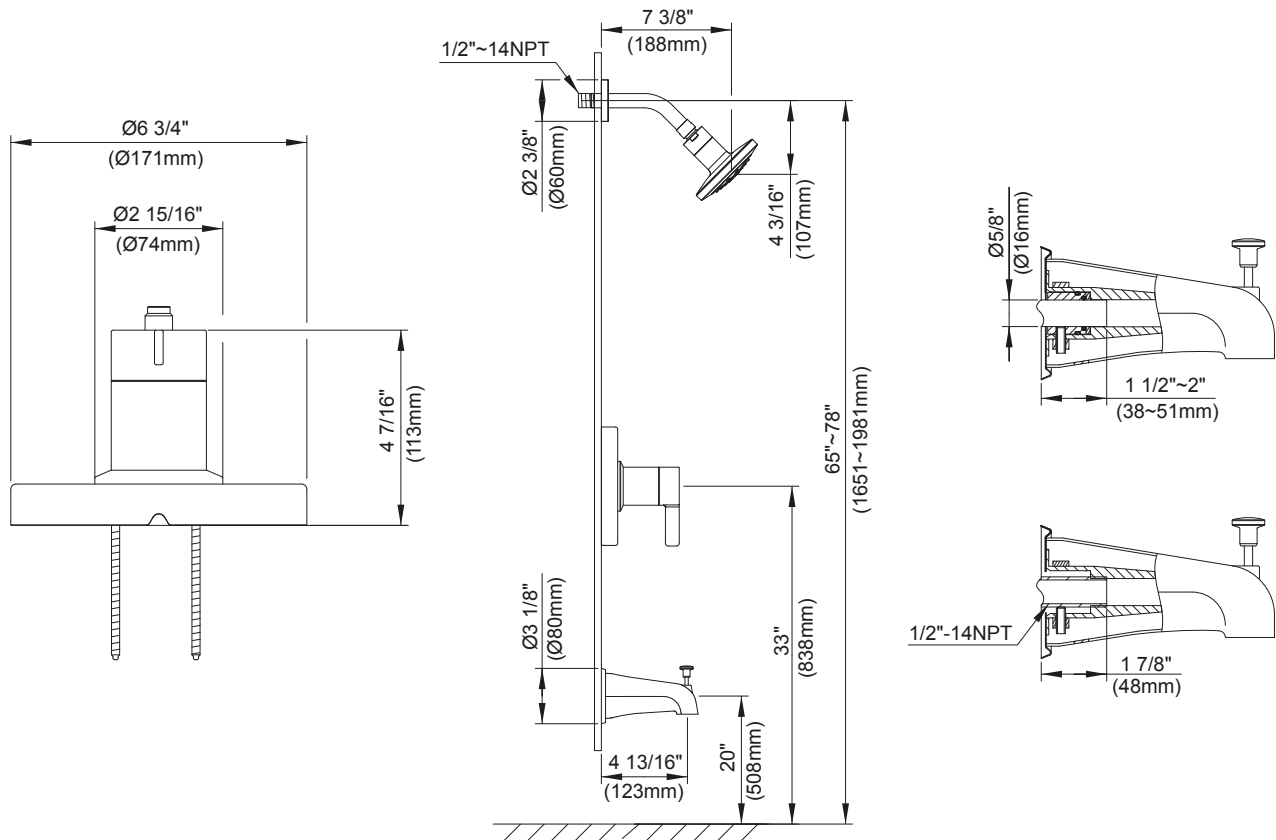
D511030T shown

Finishes Available

- Chrome
- Other: Refer to Price List for additional finish

Warranty

Danze products are covered by a manufacturer's limited "lifetime" warranty for manufacturing defects.



Submittal Information:

Job Name: _____
 Contractor: _____

Location: _____
 Contact #: _____