

All measurements in inches

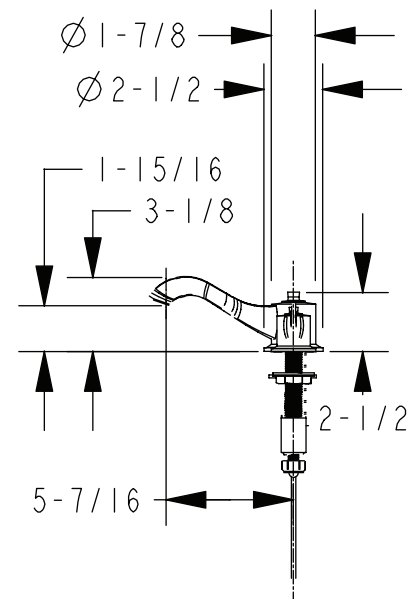
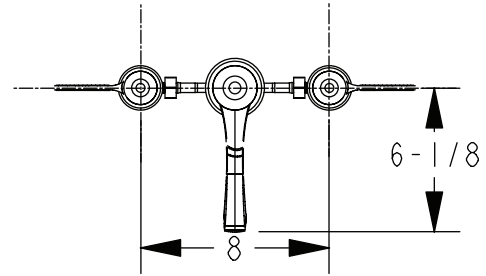
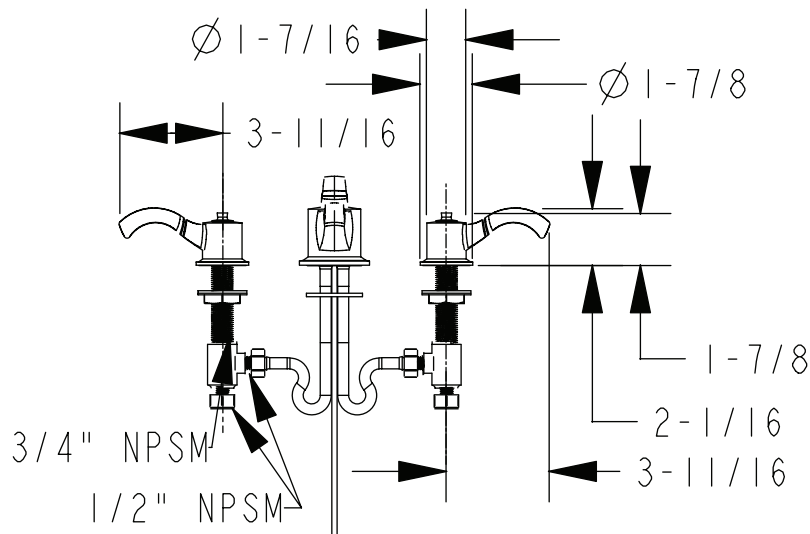


Image NOT to Scale

We reserve the right to make revisions without notice in the design of fixtures or in packaging unless this right has specifically been waived at the time the order is accepted.

This product meets ANSI/NSF Standard 61, Sect. 9,
Safe Drinking Water Act - Lead Content and Leaching

MANUFACTURED :: CALIFORNIA, US (CNC) COMPUTER NUMERIC CONTROL

MATERIAL :: SOLID BRASS

WEIGHT(LBS.) :: 9.4

Flow :: 2.2 GPM (GALLONS PER MINUTE)

CARTRIDGE :: CERAMIC 1/4 TURN (GERMANY)

SPECIAL FEATURES :: NO VISIBLE SET SCREWS

COMPONENTS INCLUDED :: 06003-100 COMPLETE POP-UP DRAIN ASSEMBLY IN
MATCHING FINISH

FINISHES

- 008 - POLISHED COPPER LACQUERED
009 - POLISHED COPPER
010 - OIL RUBBED BRONZE
014 - ANTIQUE NICKEL LACQUERED
015 - POLISHED NICKEL
018 - BRUSHED NICKEL
026 - POLISHED CHROME
027 - MATTE CHROME
028 - BRUSHED CHROME

waterdecor™

For technical assistance please call 877.222.9644 or fax 626.744.0377