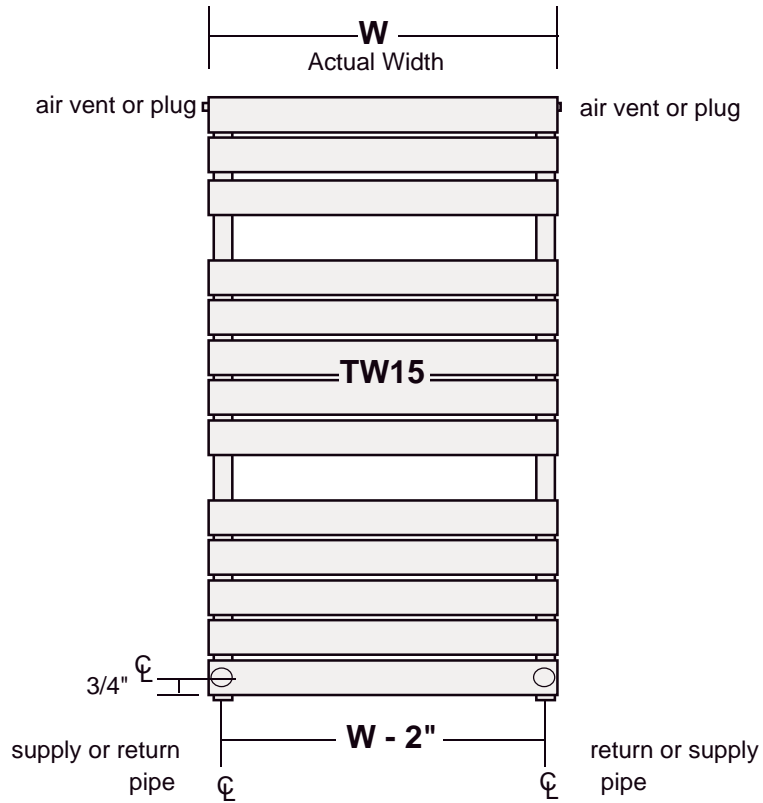
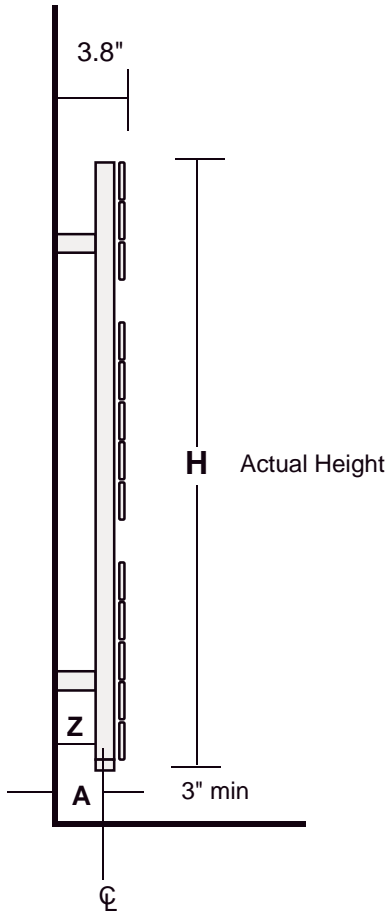
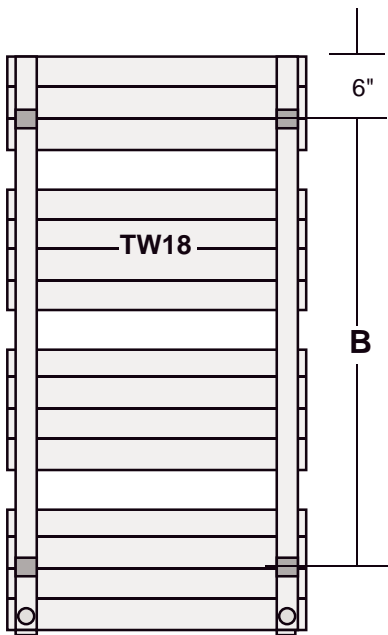


# Hydronic Omnipanel Specifications



## Mounting Bracket Locations

<b>Actual Width W</b>	16 in	20 in	24 in	30 in	36 in
<b>Pipe CL to CL</b>	14 in	18 in	22 in	28 in	34 in



Model	H	A	B	Z
TW9	26.1 in	2.8 in	14.6 in	2.0 in
TW12	34.8 in	2.8 in	23.4 in	2.0 in
TW15	43.6 in	2.8 in	32.1 in	2.0 in
TW18	52.3 in	2.8 in	40.8 in	2.0 in
TW21	61.1 in	2.8 in	49.5 in	2.0 in

- H** = Height Dimension
- A** = A Connection CL to Wall Dimension
- B** = Bracket to Bracket Dimension
- Z** = Z Connection Wall to Panel Dimension

**Runtal North America, Inc.**  
 187 Neck Road  
 PO Box 8278  
 Ward Hill, MA 01835  
 1-800-526-2621  
 In Canada: 1-888-829-4901  
 Fax 1-978-372-7140  
<http://www.runtalnorthamerica.com>  
[info@runtalnorthamerica.com](mailto:info@runtalnorthamerica.com)