


# Log Party

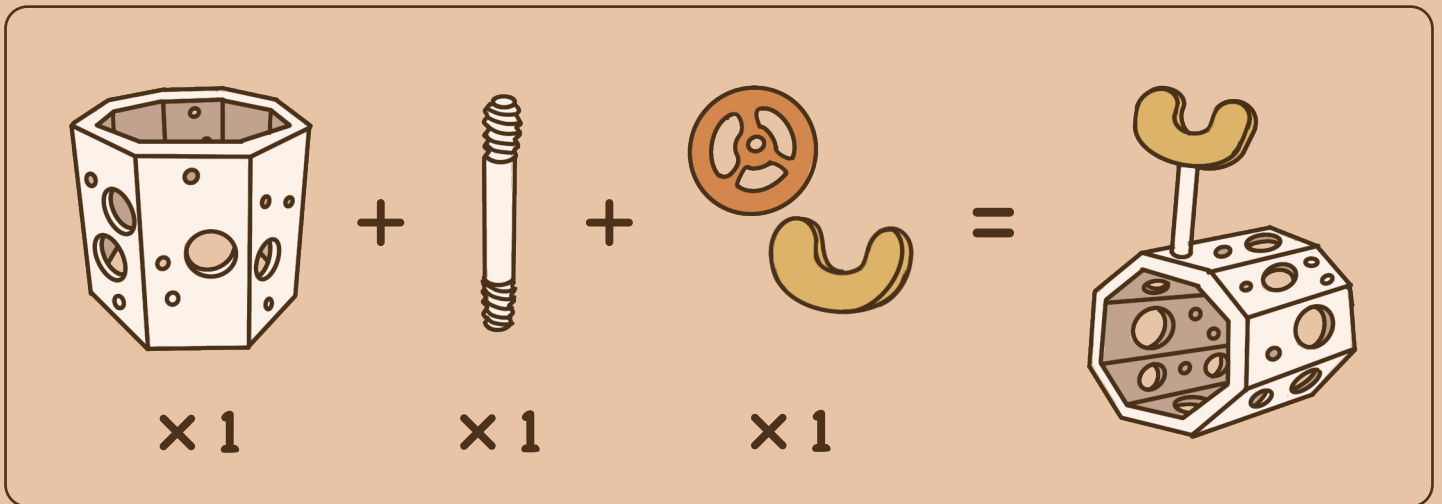
Instructions of this new open, playful livingroom

## Brief

Log Party is a parent-child friendly living room furniture set that transforms the living room into an environment for free exploration and play, in which parents and children decide together whether to assemble the items into furniture or play props.




## Game 1 Riding & Driving

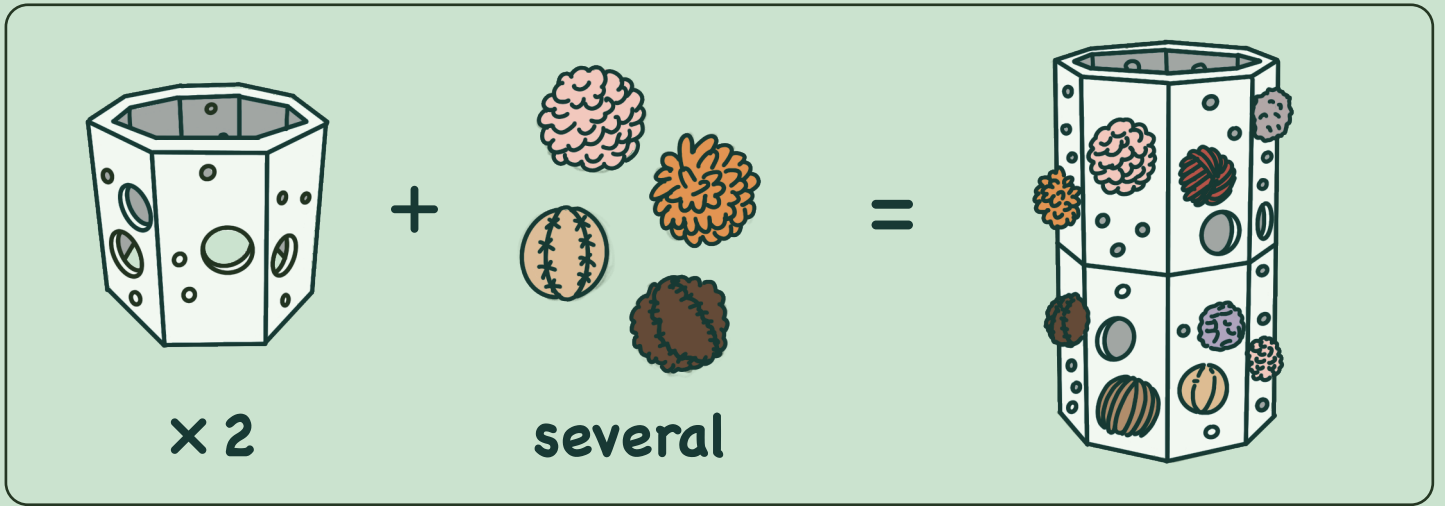


## Build your own ride

With the help of threads on the barrels and handles, children can easily assemble their favourite rides to suit their preferences.



## Game 2 Sensory Log Decoration

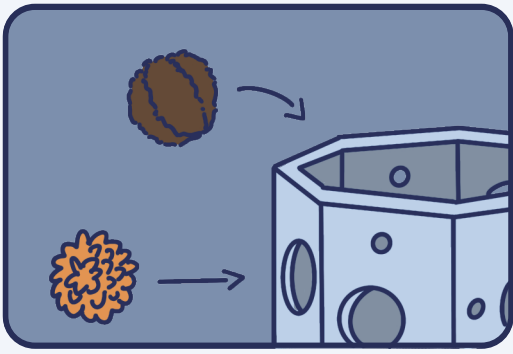


### Feel different materials

Each sensory ball is made of a different material. Squeezing them through the small holes is a fun process of feeling them, which has a positive effect on children's sensory development and adults' stress relief. Fixing them to the barrel also gives a creative decorative effect.

## Game 3 Shooting




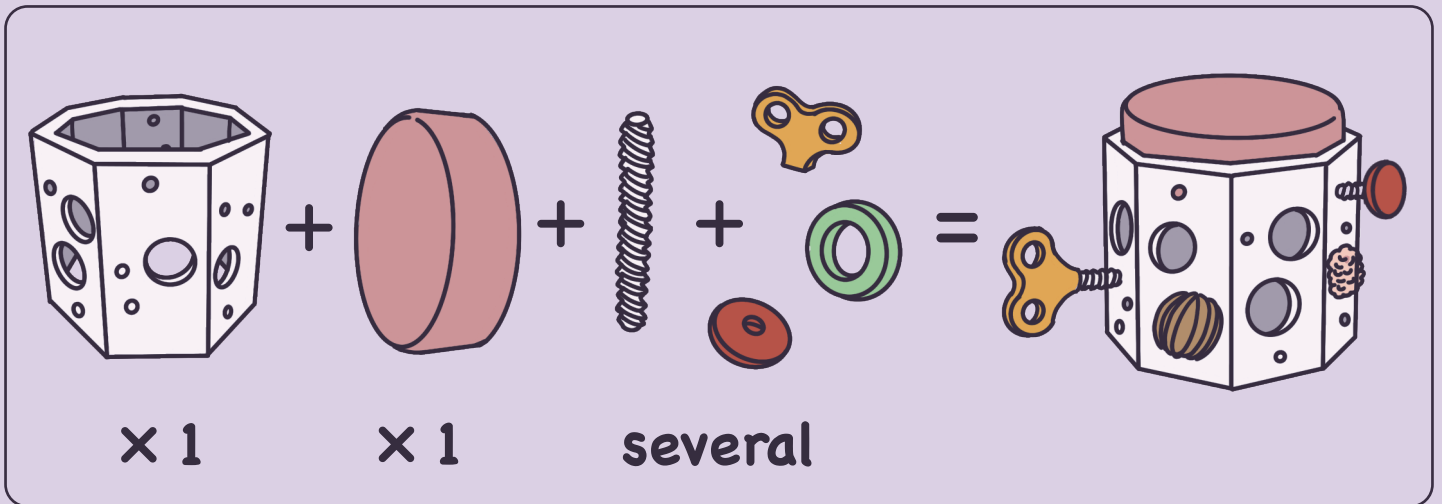


## Let's shoot !!!

If you feel that squeezing the balls through the hole is too unchallenging, try standing a little further away and throwing them into the hole. If this is too difficult for you, try throwing them through the opening at the top of the barrel first.

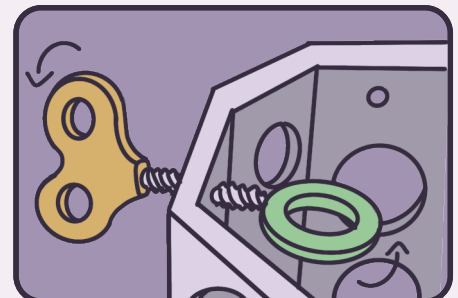


## Game 4 Secret Base



## A good place for Hide-and-seek

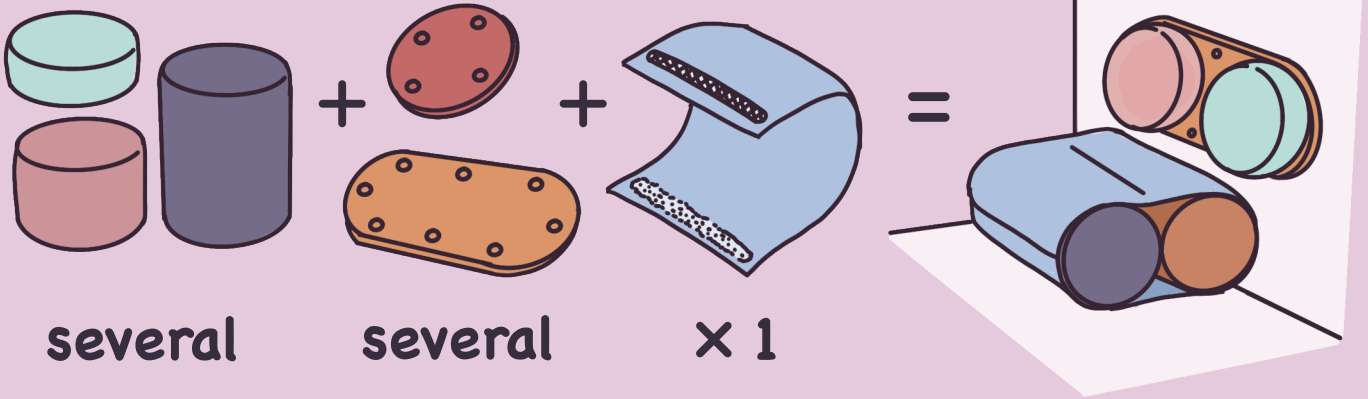
For children who are small in size, hiding inside the barrel and stuff the opening with a cushion can make it your secret base! You can also look out through the hole and twist the threaded handle to interact with the people outside.



## Furniture 1

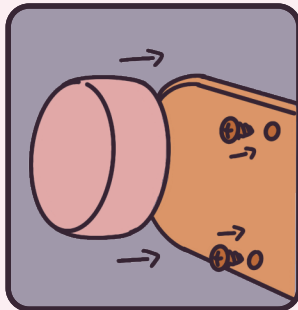
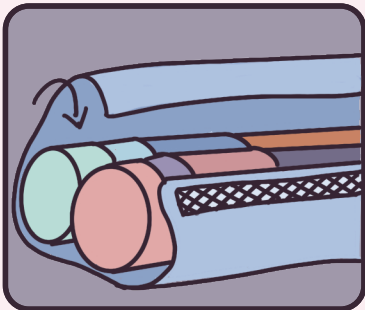
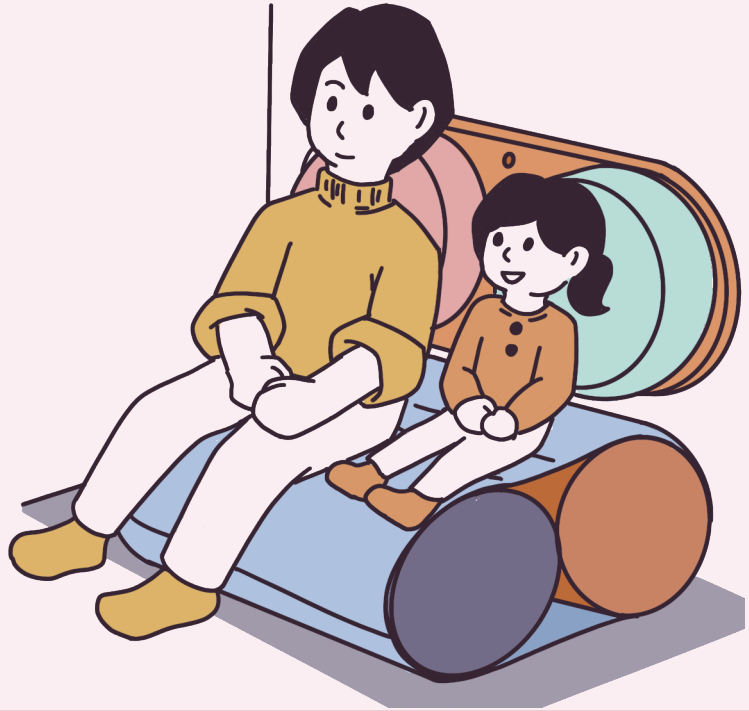
## Sofa Sets

According to the size you want



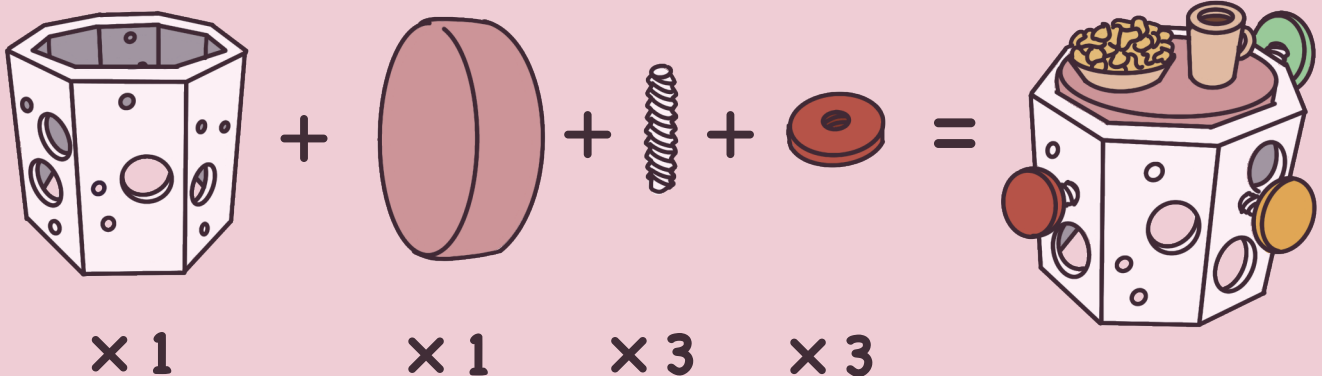
## Make yourself comfortable

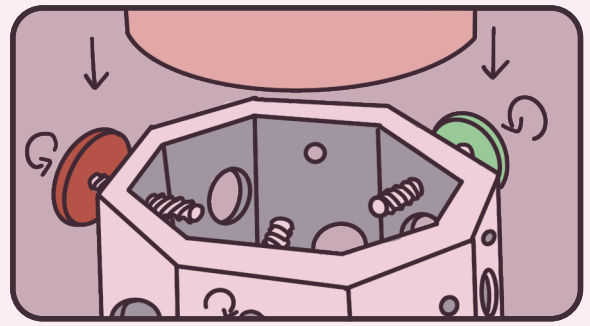

When you and your family decide to stop using these cushions as games tools and instead as comfortable sofas. Maybe when your children are older. Now try holding them together horizontally, wrapping them in a large piece of cloth with Velcro to place them against the wall and leaving a few cushions free for them to suck into the iron pieces nailed to the wall as backrests. Or maybe you think it would be better to use cylindrical cushions as backrests, it's up to you!



## Furniture 2

## Coffee Table






## Just like a forest party

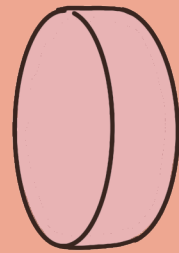
An open and happy living room space needs a place where snacks and drinks can be shared. A combination of an empty wooden barrel and a cushion that can be held up by screws can provide a small platform for cups and snacks. You can also learn from the squirrels who hide some of their food in 'tree holes'.

### Furniture 3 Storage Box

According to the layers you want



+




+



+




=



several

several

several



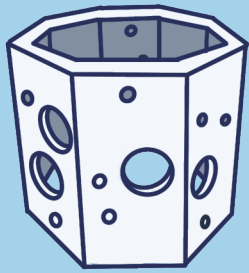
## Unexpected storage space

Screwed cushions can be used in multiple overlapping barrels to create multiple layers of storage space for toys and sundries (as long as they are not too finicky). The holes around the barrels might be an even simpler way of accessing items.



## Furniture 4

## Clothes Rack



x 3


+



+



=



several several



### Another function of the screw

When these handles are no longer fun for your family, consider attaching them to a stacked barrel to hang something.

