



The Framer's Manual

Edition III; The Dramatic Sequencing

i

Foreword

Statement of Intent

Ecological traps are observed environments of spatial manipulation that result in pressures on natural species populations, as the harm they elicit is greater than the benefits the organism gains from inhabiting the environment. Ecological traps, therefore, are a new form of dangerous environmental condition that calls for the need for a greater protection of animal life in the face of human activity. The project proposes that these protections argue towards a new form of 'legalhood'. The way to enact this 'legalhood' in these trap contexts is through 'framing'. 'Framing' provides the narrative tool that exposes the agency, or lack thereof, of animals in their given context and, therefore, highlights the need for legal protection.

Framing narratives

The project proposes that the method to contextualise this shift towards a 'legalhood' for more-than-humans (for the focus of ScapeGoats, this is animals) is through 'framing' in the legal sense. In essence, framing is a form of storytelling, and it could be argued that our understanding of the world is through the narratives we create.

Framing is an important element of the methodology as it requires a shift in mentality. It requires the audience to consider two notions; that an action is plausible within its contextual environment and, more importantly, that the perpetrator is not only able to perform those actions but also behaviourally likely to do so.

Therefore, whether the framing is believed or not, convicted or not, the factual behaviour it is based on exposes a series of behavioural responses the organism in question can elicit, and therefore a series of behavioural responses that could be judged within a legal system. However, what these responses essentially equate to is the agency in which an organism

has within any given environment. What the methodology of framing achieves is not only the exposing and understanding of an organism's agency, but also the alignment of this agency within a far broader set of legal parameters. By doing this, we, as the audience, not only understand the agency that an animal does have within an environment but also the agency it does not have; an agency that is, as yet, unafforded. The lack of agency to defend itself, both legally and environmentally. The most pertinent part of this juncture is when these behavioural responses are as a result of human interference.

Therefore, by affording them this legal definition and exposing their agency within environments of human interference, we then may perhaps be able to find a route out of ecological traps, as we begin to be able to correlate the behavioural agency of animal life within these human-made infrastructure of spatial manipulation. Ecological traps, therefore, become the justification for such endeavours.

"We attempt to gain some kind of control over the world by telling stories about it: we attempt to master it through narratives."

'Documentary'


What the project, inadvertently, aims to achieve is the creation of a conspiratorial mindset; one in which the audience to the framing narrative is instinctively invited to immediately question what they are told. In part, this is perhaps afforded by the societal view of the legal system as a 'calibrator' of truth. It manifests as an environment where truth should 'prevail', and allows all, in part, to play the role of judge and juror. Also in part, this mindset is created through a morbid fascination with crime and truth. This has been seen most prevalently with the explosion of true

crime documentaries on platforms such as Netflix. The project looks to utilise the ways in which this form of media is able to disseminate factual information alongside unconventional narrative tools.

This approach opposes the perhaps expected approach one might turn to to visually represent the information of an ecological trap; a nature documentary. The nature documentary sets out to tell the unquestionable truth, or at the very least to expose the audience to the facts of the natural world they may not have been aware of. The use of the true crime documentary instead, over this approach, seeks to promote a critical mindset with regards to information on the natural environment and to question authority and its legal institutions and systems. This then becomes a choice of visual representation that plays on, what could be perceived as, a growing lack of trust and faith that we have as a contemporary society, and a questioning of whether a conspiratorial mindset, created through framing, can actually incite greater action and empathy than otherwise.

Agency

As suggested, the overriding goal of the 'framing' methodology is to expose an agency of organisms within given environmental contexts. The urgency to attempt these framings and to endeavour for such a 'legal hood' is to begin to consider how we can start to engage in a form of world building that is in the interest of a larger ecological web than purely human. Nature and animals, when protected, are often protected legally or by rights in line with the interests of humans, rather than a greater interest of the animal itself. By arguing towards giving animals this 'legal hood' will allow for any person, community or group to advocate on its behalf in a legal setting and potentially afford protective measures. This is where other forms of



agency can emerge. The affordances granted by the 'legal hood' are not far removed from the idea of 'personhood', but rather than proposing a duplicitous meaning to that concept, the 'legalhood' I argue for suggests that animals, through the agency they have within the environments they reside, can be held accountable and have accountability taken for their actions based on behavioural decisions. What this affordance aims is to find protections for animal behaviours, conditions and actions that are derived from a direct interference with humans, be it directly or through manipulated space.

Dramatic Sequencing

The following pages is the dramatic sequencing process for creating the first episode of ScapeGoats. The use of dramatic sequencing, a key proponent of screenplays by famous directors as Walt Disney and Sergei Eisenstein, allow for the exploration of narrative alongside visual, filmic and transitional effects. It begins to question how an audience may view information, how frames should transition and how information and narrative can be linked.

The following sequences contain four key pieces of information:

The 'key' frame

The initial image is the main frame of the scene - this is the scene or shot being expressed.

The 'set' camera location

Each scene, although based on real life locations, is treated as a set in the production of false narratives. The way in which the camera, and therefore the audience, move around the scene is vital to telling a narrative of

events. It may be that certain views are taken at certain times, it may be that the same view is repeated, and it may be that the scene is returned to - all to aid narrative.

The concept sketch

The concept sketch is the framework of the frame, the structural component that is central to the narrative. This is the basis to which the rest of the frame will be constructed. The framework, in most cases, is the evidence of the scene.

The visual movements and phrases

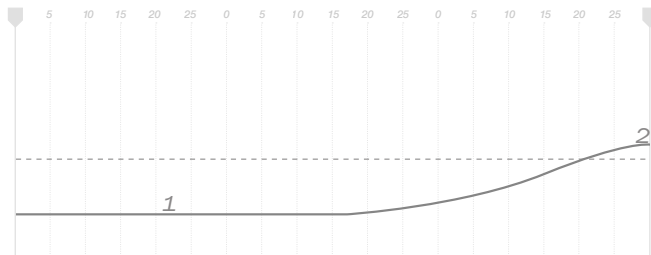

The final graphic is the visual movements and phrases of the scene. This is, in essence, the visual movement of the viewers eyes, with the length of the scene. By showing this, it highlights how the viewer is led visually through the scenes and the narratives are connected through the length of the film. Visual phrases, the numbers, relate to the key events within a frame. This would be when the audiences attention is taken from one key element of the scene to another.

01

Episode 1; The Sea Cow

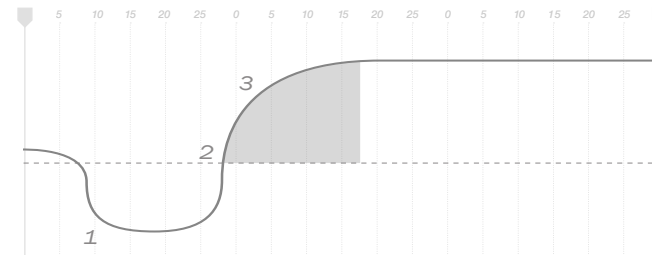


Shot 1

- Scene Frame
- Visual Themes
- Camera Locations
- Pictorial Diagram
- Movement in Frame



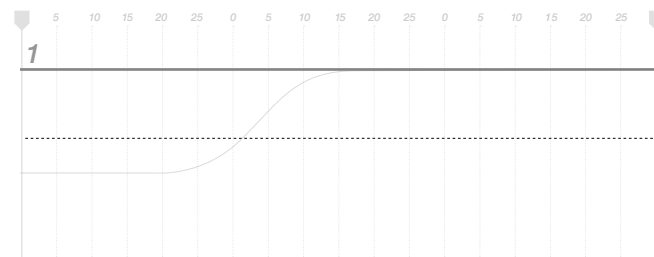
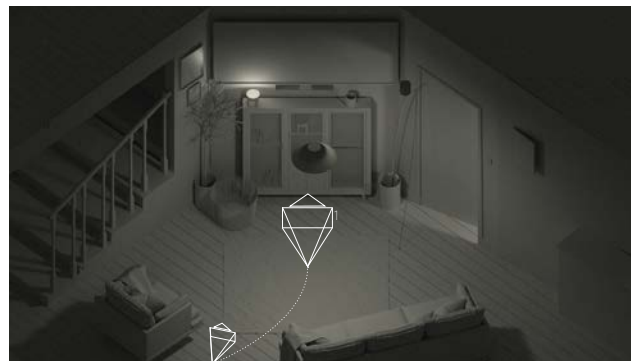
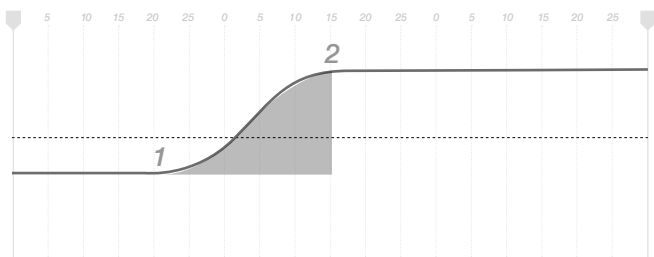

Shot 2

- Scene Frame
- Camera Locations
- Pictorial Diagram
- Movement in Frame +
Visual Themes



Shot 3

- Scene Frame
- Visual Themes
- Camera Locations
- Pictorial Diagram
- Movement in Frame

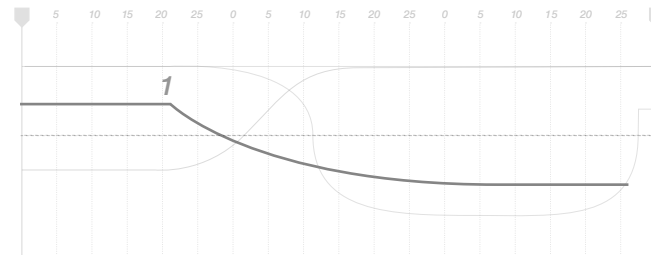
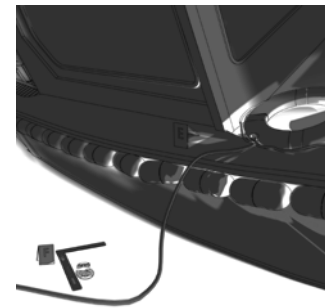


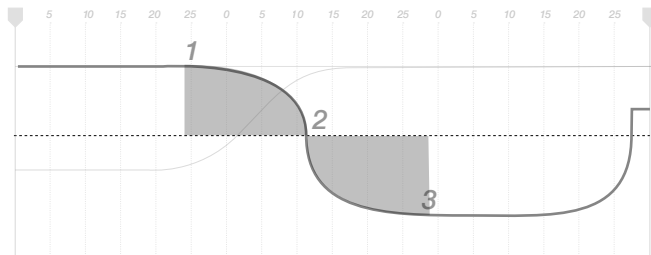



Shot 4

- Scene Frame
- Visual Themes
- Camera Locations
- Pictorial Diagram
- Movement in Frame

Shot 5

- Scene Frame
- Visual Themes
- Camera Locations
- Pictorial Diagram
- Movement in Frame

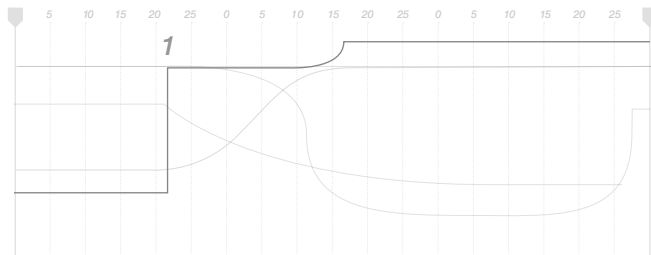



Shot 6

- Scene Frame
- Visual Themes
- Camera Locations
- Pictorial Diagram
- Movement in Frame

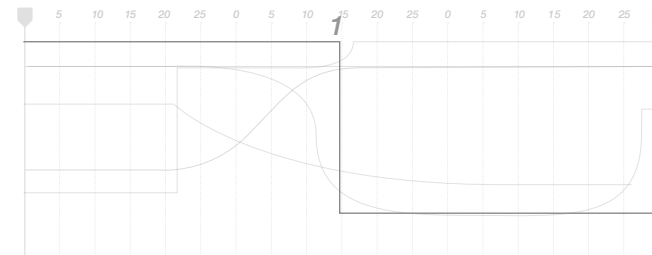

Shot 7

Scene Frame
Visual Themes
Camera Locations
Pictorial Diagram
Movement in Frame



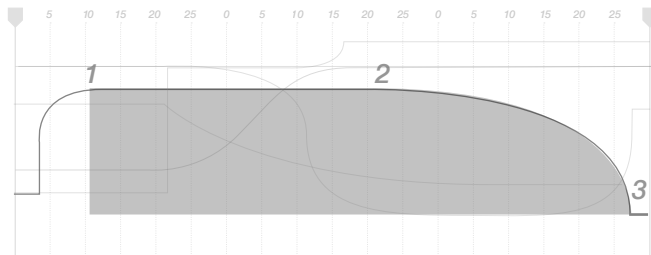
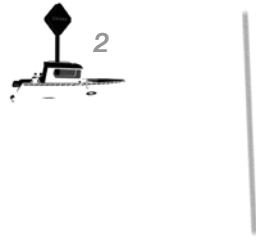
Shot 8

Scene Frame
Visual Themes
Camera Locations
Pictorial Diagram
Movement in Frame



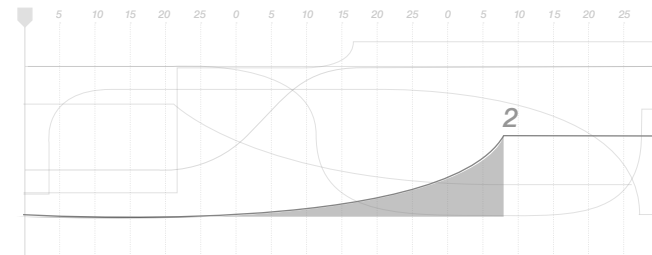

Shot 9

Scene Frame
Visual Themes
Camera Locations
Pictorial Diagram
Movement in Frame



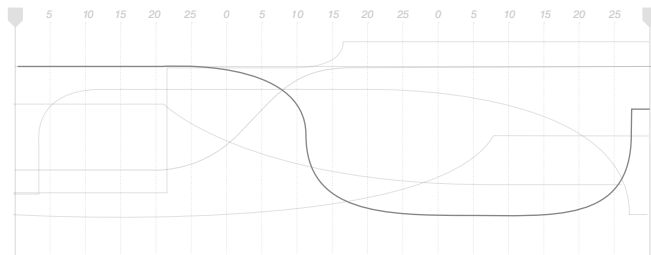

Shot 10

Scene Frame
Visual Themes
Camera Locations
Pictorial Diagram
Movement in Frame



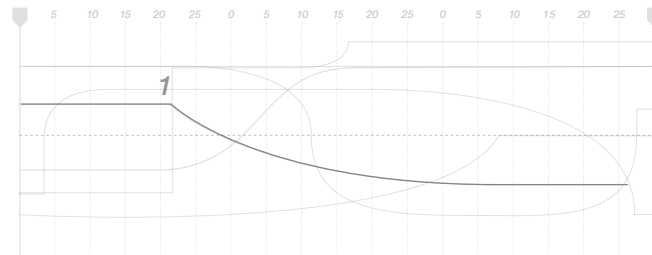


Shot 11

- Scene Frame
- Visual Themes
- Camera Locations
- Pictorial Diagram
- Movement in Frame



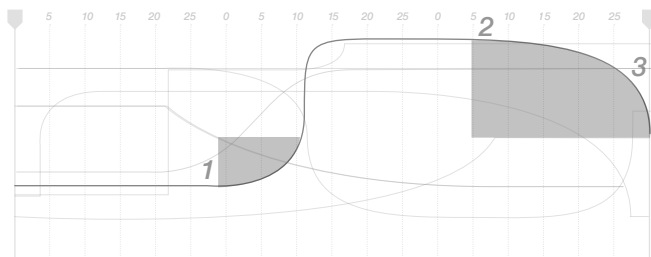


Shot 12

- Scene Frame
- Visual Themes
- Camera Locations
- Pictorial Diagram
- Movement in Frame



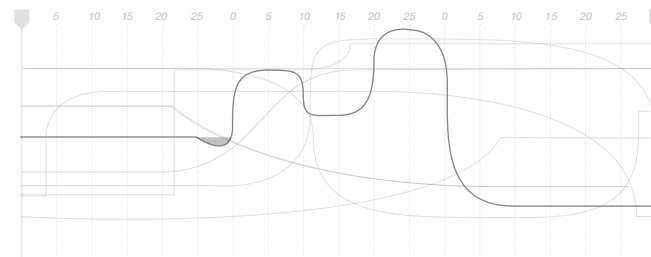

Shot 13

- Scene Frame
- Visual Themes
- Camera Locations
- Pictorial Diagram
- Movement in Frame



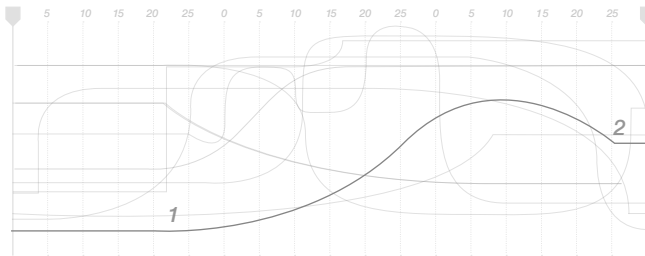
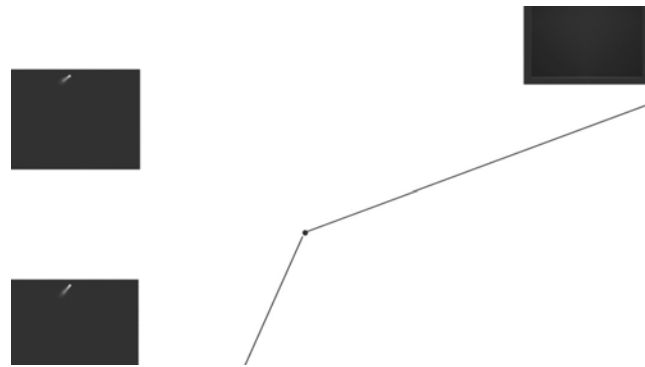

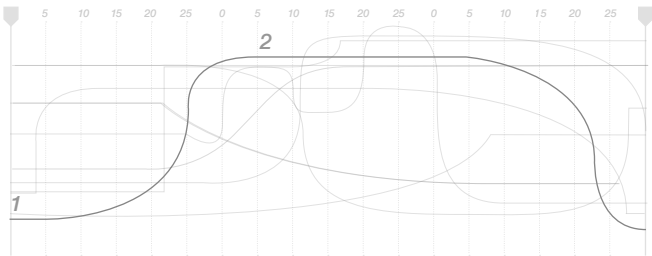
Shot 14

- Scene Frame
- Visual Themes
- Camera Locations
- Pictorial Diagram
- Movement in Frame



Shot 15

Scene Frame
Visual Themes
Camera Locations
Pictorial Diagram
Movement in Frame

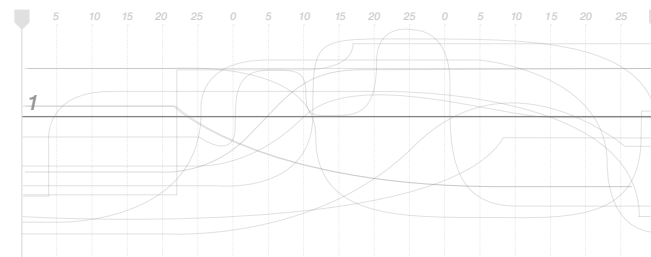

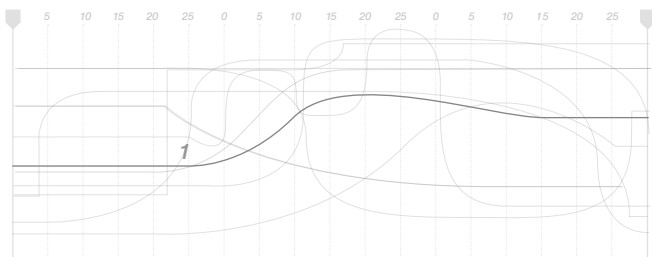



Shot 16

Scene Frame
Visual Themes
Camera Locations
Pictorial Diagram
Movement in Frame

Shot 17

Scene Frame
Visual Themes
Camera Locations
Pictorial Diagram
Movement in Frame

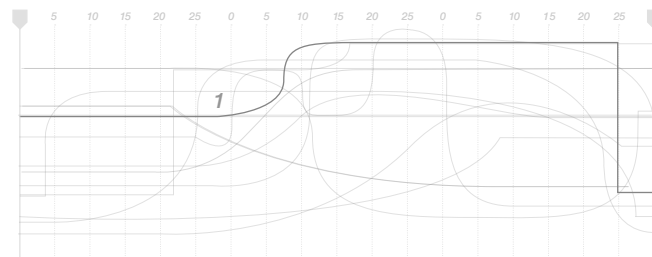

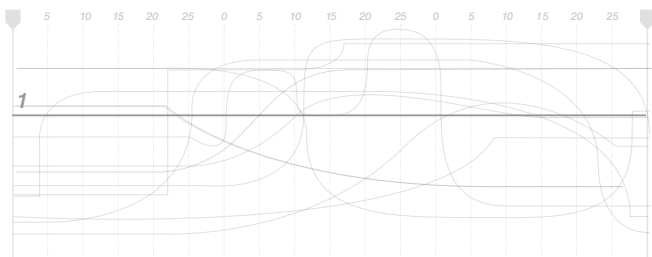
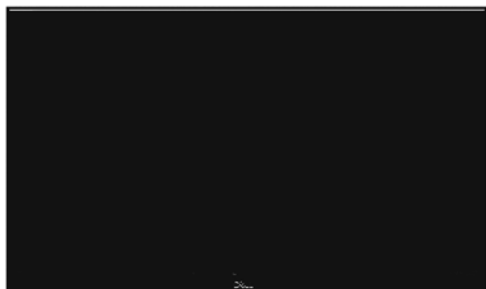
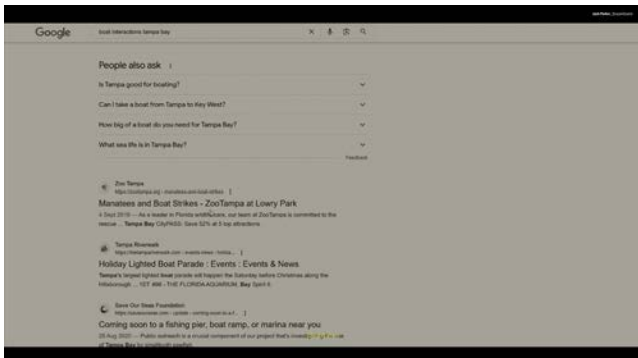


Shot 18

Scene Frame
Visual Themes
Camera Locations
Pictorial Diagram
Movement in Frame

Shot 19

Scene Frame
Visual Themes
Camera Locations
Pictorial Diagram
Movement in Frame


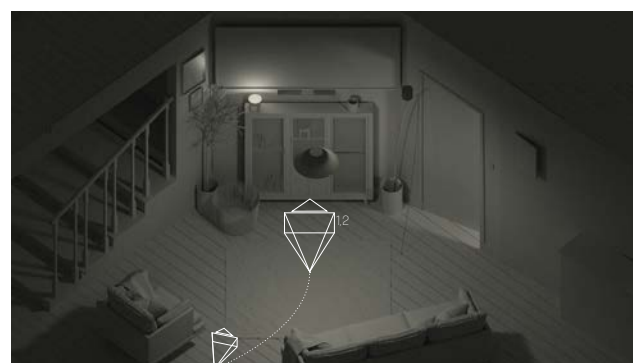
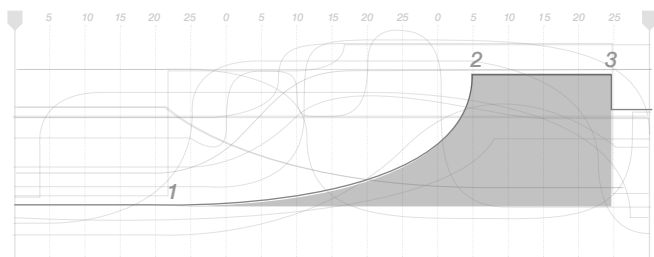



Shot 20

Scene Frame
Visual Themes
Camera Locations
Pictorial Diagram
Movement in Frame

Shot 21

- Scene Frame
- Visual Themes
- Camera Locations
- Pictorial Diagram
- Movement in Frame

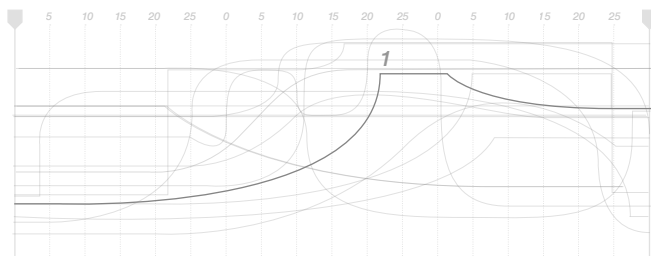




Shot 22

- Scene Frame
- Visual Themes
- Camera Locations
- Pictorial Diagram
- Movement in Frame


Shot 23

Scene Frame
Visual Themes
Camera Locations
Pictorial Diagram
Movement in Frame



Shot 24

Scene Frame
Visual Themes
Camera Locations
Pictorial Diagram
Movement in Frame





Shot 25

Scene Frame
Visual Themes
Camera Locations
Pictorial Diagram
Movement in Frame



SCENES CUT



SCENES CUT



Shot 26


Scene Frame
Visual Themes
Camera Locations
Pictorial Diagram
Movement in Frame

Shot 27

Scene Frame
Visual Themes
Camera Locations
Pictorial Diagram
Movement in Frame

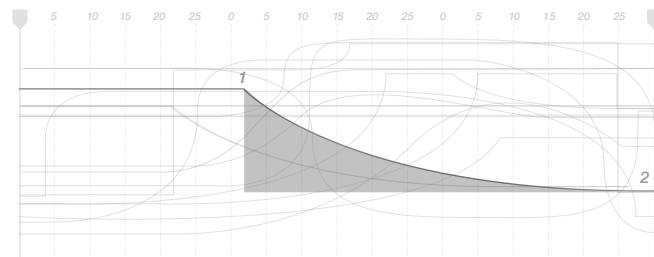



SCENES CUT



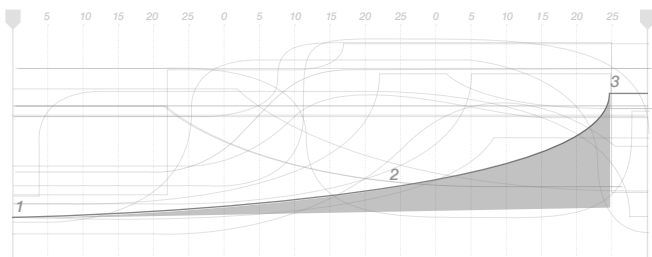
Shot 28

Scene Frame
Visual Themes
Camera Locations
Pictorial Diagram
Movement in Frame



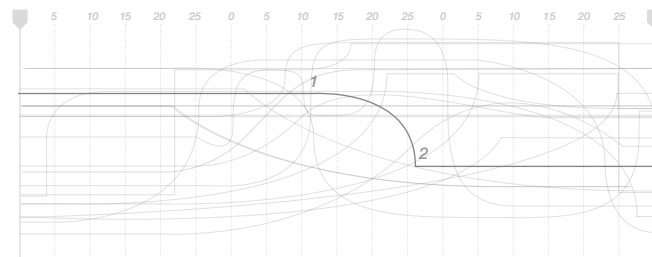

Shot 29

Scene Frame
Visual Themes
Camera Locations
Pictorial Diagram
Movement in Frame



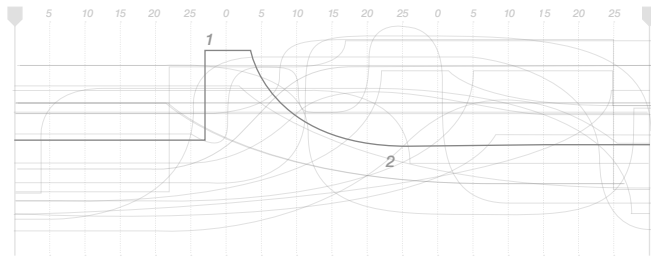

Shot 30

Scene Frame
Visual Themes
Camera Locations
Pictorial Diagram
Movement in Frame



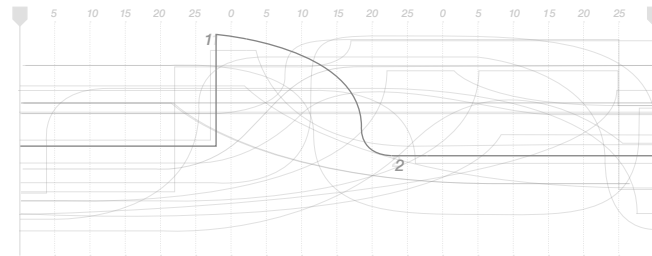
Shot 31

Scene Frame
Visual Themes
Camera Locations
Pictorial Diagram
Movement in Frame



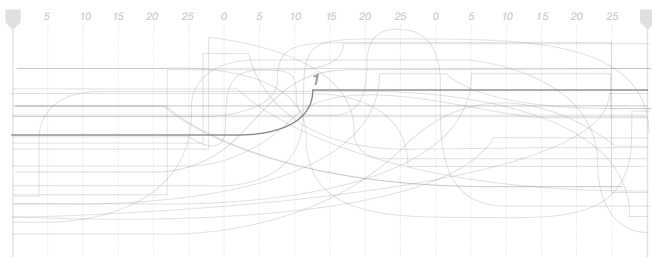

Shot 32

Scene Frame
Visual Themes
Camera Locations
Pictorial Diagram
Movement in Frame




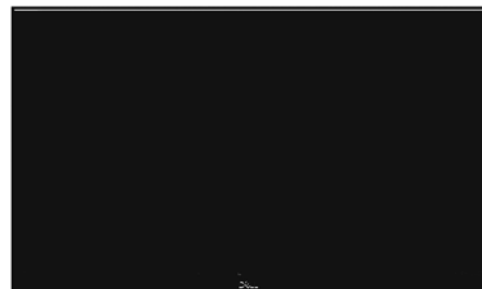
Shot 33

Scene Frame
Visual Themes
Camera Locations
Pictorial Diagram
Movement in Frame




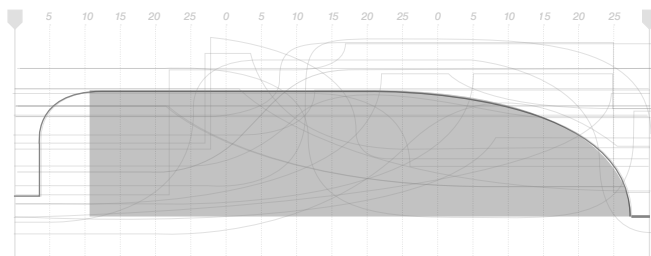
Shot 34

Scene Frame
Visual Themes
Camera Locations
Pictorial Diagram
Movement in Frame



Shot 35

- Scene Frame
- Visual Themes
- Camera Locations
- Pictorial Diagram
- Movement in Frame



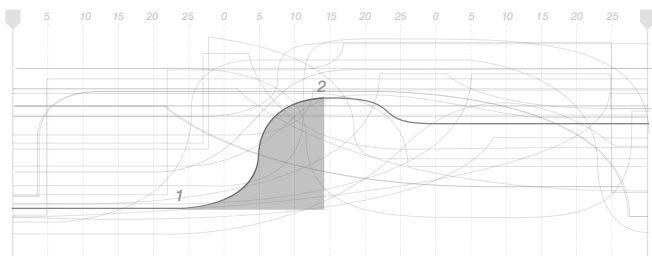



Shot 36

- Scene Frame
- Visual Themes
- Camera Locations
- Pictorial Diagram
- Movement in Frame

Shot 37

Scene Frame
Visual Themes
Camera Locations
Pictorial Diagram
Movement in Frame





Shot 38

Scene Frame
Visual Themes
Camera Locations
Pictorial Diagram
Movement in Frame

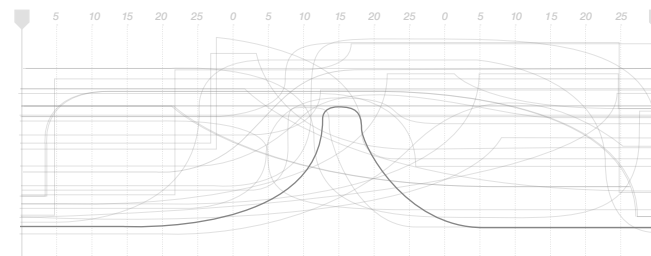
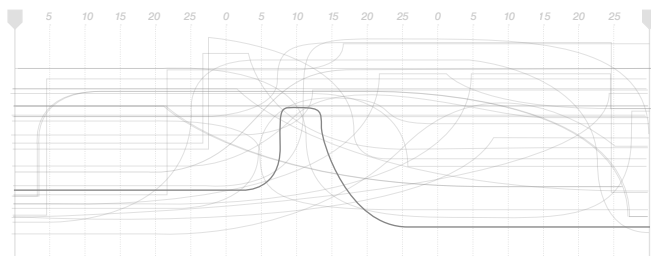



Shot 39

Scene Frame
Visual Themes
Camera Locations
Pictorial Diagram
Movement in Frame



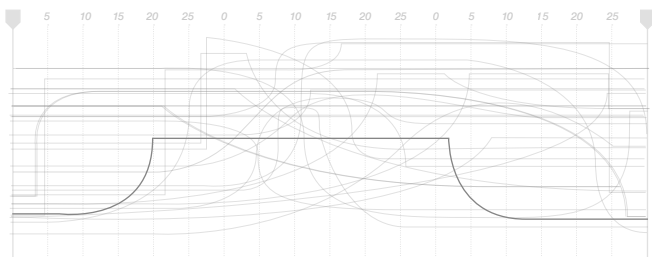
Shot 40

Scene Frame
Visual Themes
Camera Locations
Pictorial Diagram
Movement in Frame




Shot 41

Scene Frame
Visual Themes
Camera Locations
Pictorial Diagram
Movement in Frame



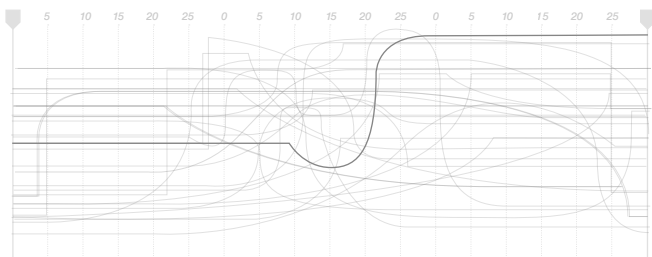


Shot 42

Scene Frame
Visual Themes
Camera Locations
Pictorial Diagram
Movement in Frame



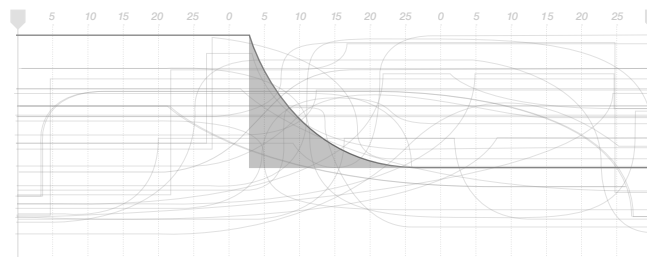
Shot 43

Scene Frame
Visual Themes
Camera Locations
Pictorial Diagram
Movement in Frame



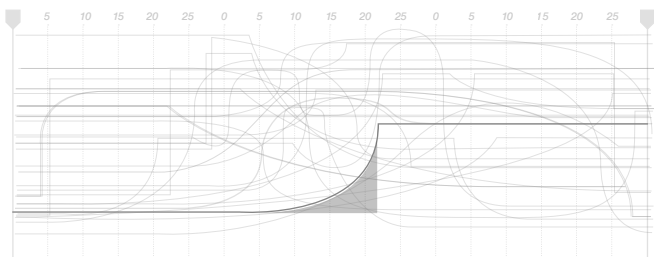


Shot 44

Scene Frame
Visual Themes
Camera Locations
Pictorial Diagram
Movement in Frame




Shot 45

Scene Frame
Visual Themes
Camera Locations
Pictorial Diagram
Movement in Frame




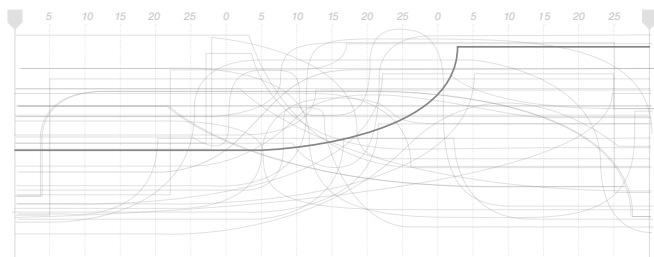

Shot 46

Scene Frame
Visual Themes
Camera Locations
Pictorial Diagram
Movement in Frame



Shot 47

Scene Frame
Visual Themes
Camera Locations
Pictorial Diagram
Movement in Frame

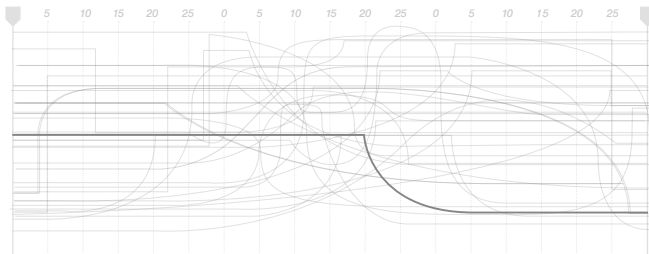




Shot 48

Scene Frame
Visual Themes
Camera Locations
Pictorial Diagram
Movement in Frame

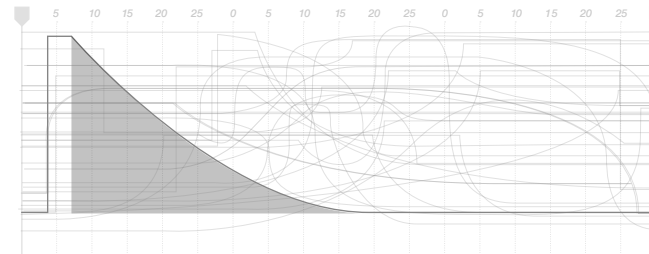
Shot 49

Scene Frame
Visual Themes
Camera Locations
Pictorial Diagram
Movement in Frame



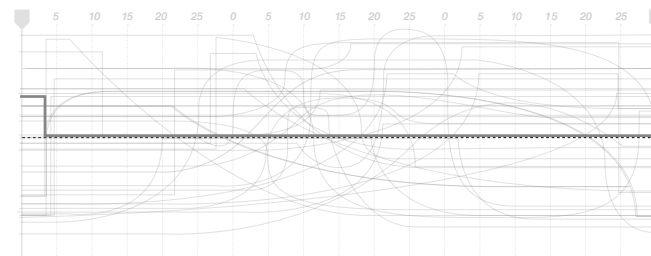
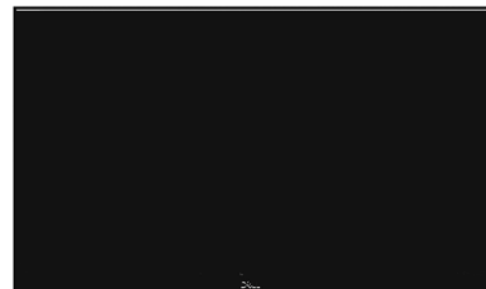
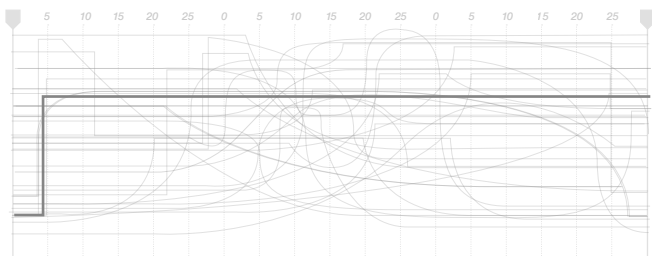
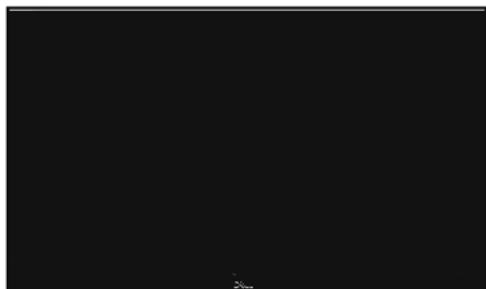
Shot 50

Scene Frame
Visual Themes
Camera Locations
Pictorial Diagram
Movement in Frame



Shot 51

Scene Frame
Visual Themes
Camera Locations
Pictorial Diagram
Movement in Frame



Shot 52

Scene Frame
Visual Themes
Camera Locations
Pictorial Diagram
Movement in Frame

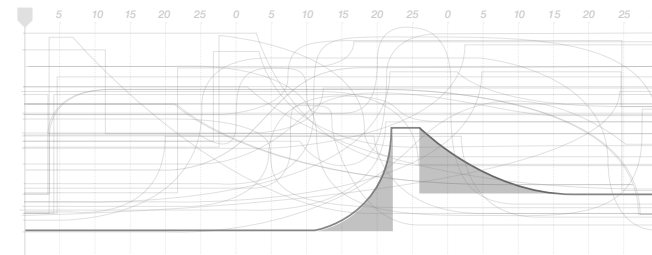
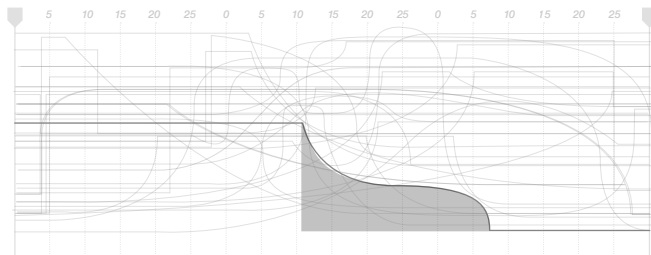
Shot 53

Scene Frame
Visual Themes
Camera Locations
Pictorial Diagram
Movement in Frame



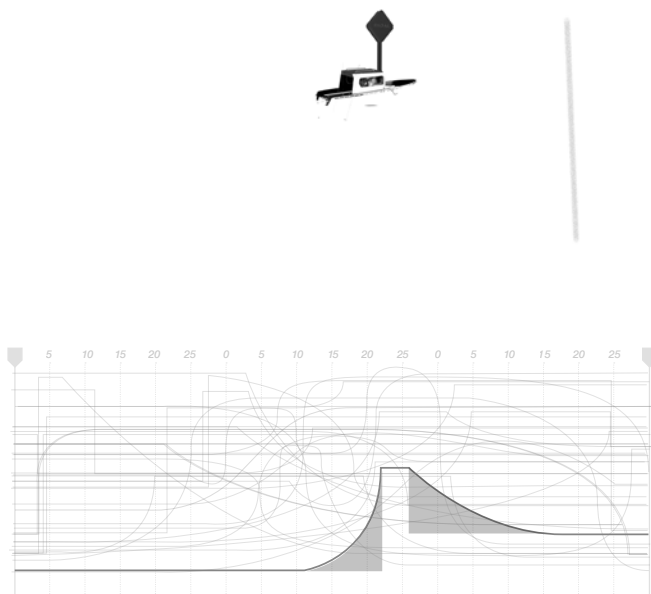

Shot 54

Scene Frame
Visual Themes
Camera Locations
Pictorial Diagram
Movement in Frame



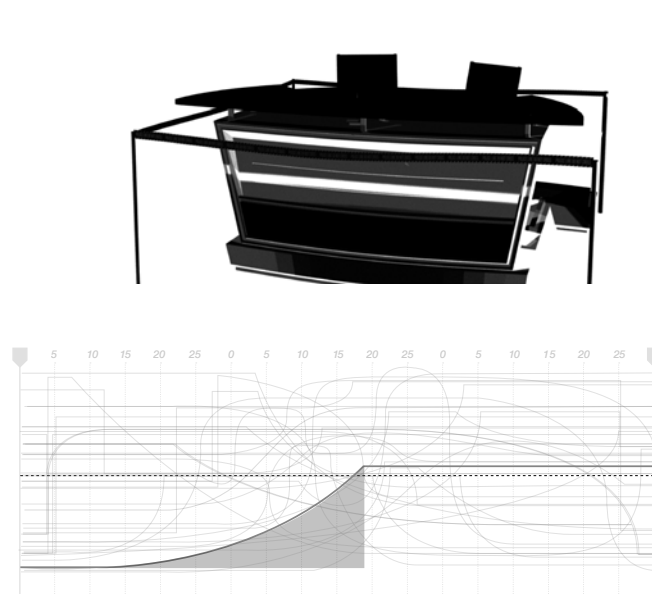
Shot 55

Scene Frame
Visual Themes
Camera Locations
Pictorial Diagram
Movement in Frame



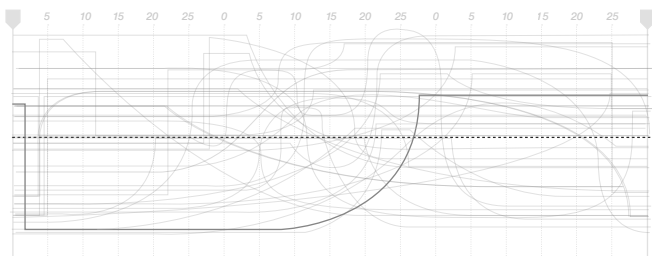
Shot 56

Scene Frame
Visual Themes
Camera Locations
Pictorial Diagram
Movement in Frame



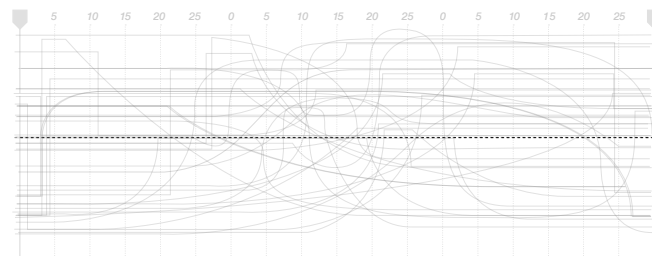
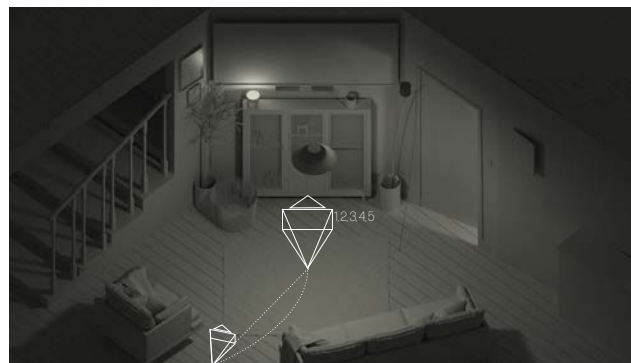

Shot 57

Scene Frame
Visual Themes
Camera Locations
Pictorial Diagram
Movement in Frame






Shot 58

Scene Frame
Visual Themes
Camera Locations
Pictorial Diagram
Movement in Frame





Shot 59

Scene Frame
Visual Themes
Camera Locations
Pictorial Diagram
Movement in Frame



Shot 60

Scene Frame
Visual Themes
Camera Locations
Pictorial Diagram
Movement in Frame



Shot 61

- Scene Frame
- Visual Themes
- Camera Locations
- Pictorial Diagram
- Movement in Frame

