

The R&M Raceway System is a fiber optic ducting designed to perfectly route, isolate and protect fiber optic jumper and optical cables from the building entry to fiber distribution frames or between termination equipment, patch panels and fiber optic cabinets. By routing the fiber optic cords separately from copper cabling, a very high safety and failure-free operation of the optical network is guaranteed. The unique snap-fit Raceway solution can be quickly installed without any special tools, saving time and money. The simple and compact form is suitable for various applications. The Raceway System is available in 6 sizes, providing a solution for any fiber routing application. It provides an easily accessible solution for every situation. The following additional tools make the planning and ordering process easy:

- Site survey and ordering sheet
- Planning support, Visio Shapes drawing for an easy Visio or AutoCAD planning

Technical Data

Prüfkriterien		Angaben / Wert
Raceway System	Material	Plastic, ABS/PC
	Color	Yellow, RAL1021
Min. bending radius	Material	R30mm
System size	Wide/High (mm)	50/50, 100/100, 160/100, 220/100, 300/100
	High mm	Light grey / RAL 7035
Main duct	Length (mm)	1000/2000
Main duct cover	Length (mm)	1000
Additional Elements	Horizontal	45°/90° Elbow, Cross-and T-connector, Reduction
	Vertical	45°/90° Elbow up and-down
	Diverse	Snap-Joint, Express drop outlet, Trumpet, Reduction, Cover, End cap
Loading capacity	2mm Patch cord	150 (50x50) – 6000 (300x100)


















Standards

Standard	Description
UL2024	Fiber optic cable ducting system
UL94/V0	Flame-retardant

Performance

Characteristic	Description / value
Eco-friendly material	RoHS & REACH conform, Halogen free
Stability	Heat-and UV-resistant
Flammability	UL94

Assortment overview

Basic assortment	Picture	Description
Main duct		The main duct consists of one single blow-molded piece
Tee		The T-joint is used to connect three main ducts or other components, linked with snap-joints
Cross		The cross is used to connect four main ducts or other components, linked with snap-joints
Elbow-45°H		Used for the horizontal 45° redirecting of cables
Elbow-90°H		Used for the horizontal 90° redirecting of cables
Elbow-45°D		Used for the vertical 45° downward redirecting of cables
Elbow-90°D		Used for the vertical 90° downward redirecting of cables
Elbow-45°U		Used for the vertical 45° upward redirecting of cables
Elbow-90°U		Used for the vertical 90° upward redirecting of cables
Reduction		Used to reduce main ducts and other components to the next smaller size
Trumpet outlet		The trumpet outlet is the final protective component, taking the fiber-optic cable to the protected area at the minimum radius (30 mm).
Snap-Joint		For a solid and smooth linking of main ducts and other components. One snap-joint is required on each end for the horizontal and vertical elbows and also for the cross and Tee
Express drop outlet horizontal		The drop outlet can be positioned anywhere along the side of the main duct, no snap joint is needed. Only for 100x100 up 300x300 (mm) Main duct
Express drop outlet vertical		The drop outlet can be positioned anywhere along the side of the main duct, no snap joint is needed. Only for 100x100 up 300x300 (mm) Main duct
Mounting-Set Express drop outlet horizontal		For fixation and stabilization of the drop outlet horizontal
End cover		The end cover is used to cap off the open ends of main ducts or other components, no snap-joints needed
T-bolt		The T-nut slot is used to fasten the mounting kit and the T-bolts mounted on the side or bottom part of main ducts, for a fast and safe mounting of the entire Raceway system

Sample for patch cord overlength storage

