

# Ordering Information



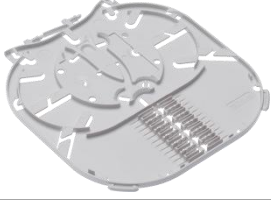


## Fiber Management Tray System FMTS30

### Description

The modern tray system FMTS30 allows a safe and easy placing of splice connections as well as integration of splinters directly in the splice tray.





The cassettes can be clearly identified from the outside with the numbering and color clips. In addition, a generous label inside the cassette permits a more detailed description of the individual splice connections, fiber bundles or application. These labeling possibilities avoid confusion.

### FMTS Splice Tray System


	Description	TPU <sup>(1)</sup>	R&M No.
	<b>FMTS Splice Tray 4HS/4ANT, gray</b> <b>FMTS-HS4/ANT4-1TPU-GY</b> FMTS splice tray for 4 heat shrink splice protectors (Ø2.3 - 2.7mm) or 4 sandwich splice protectors (ANT)  PU: 12 pcs.	1	<b>R820094</b>
	<b>FMTS Splice Tray 12HS, gray</b> <b>FMTS-HS12-1TPU-GY</b> FMTS splice tray for 12 heat shrink splice protectors (Ø2.3 - 2.7mm)  PU: 12 pcs.	1	<b>R820095</b>
	<b>FMTS Splice Tray 12ANT, gray</b> <b>FMTS-ANT12-1TPU-GY</b> FMTS splice tray for 12 sandwich splice protectors (ANT)  PU: 12 pcs.	1	<b>R820096</b>
	<b>FMTS Splice Tray Splitter, gray</b> <b>FMTS-SPLIT-2TPU-GY</b> FMTS splice tray for splitter max. 2:32 (60x16x7) incl. splice holder for 2 heat shrink splice protectors (Ø2.3 - 2.7mm) or 2 sandwich splice protectors (ANT) PU: 6 pcs.	2	<b>R820097</b>
	<b>FMTS Splice Tray Cover, gray</b> <b>FMTS-COVER-GY</b> FMTS splice tray cover  PU: 12 pcs.		<b>R820098</b>

<sup>(1)</sup> TPU: Tray Position Units correspond to the number of tray fixing possibilities.

## Accessories FMTS Splice Tray System


	Description	R&M No.
	<b>FMTS Labeling Sheet A4</b> <b>FMTS-LABEL-A4</b> FMTS label-sheet in A4 format, 30 labels per sheet  PU: 10 pcs.	<b>R830928</b>
	<b>Marker Clip Set "0", White, D2.3-3.0mm</b> <b>Marker Clip Set "1", White, D2.3-3.0mm</b> <b>Marker Clip Set "2", White, D2.3-3.0mm</b> <b>Marker Clip Set "3", White, D2.3-3.0mm</b> <b>Marker Clip Set "4", White, D2.3-3.0mm</b> <b>Marker Clip Set "5", White, D2.3-3.0mm</b> <b>Marker Clip Set "6", White, D2.3-3.0mm</b> <b>Marker Clip Set "7", White, D2.3-3.0mm</b> <b>Marker Clip Set "8", White, D2.3-3.0mm</b> <b>Marker Clip Set "9", White, D2.3-3.0mm</b>  Numbering clips for marking the FMTS splice trays or loose tubes (2.3 - 3.0mm).  PU: 1 set of 10 strips (30 clips/strip)	<b>R813861</b> <b>R813862</b> <b>R813863</b> <b>R813864</b> <b>R813865</b> <b>R813866</b> <b>R813867</b> <b>R813868</b> <b>R815258</b> <b>R815259</b>
	<b>Marker Clip Set "0-9" ,White, D2.3-3.0mm</b> Numbering clip set for marking FMTS splice trays or loose tubes (2.3 - 3.0mm) Content: 2x "1" / 2x "2" / 1x "3"- "9" / 1x "0"  PU: 1 set (12 strips)	<b>R830929</b>
	<b>Marker Clip Set Red, D2.3-3.0mm</b> <b>Marker Clip Set Green, D2.3-3.0mm</b> <b>Marker Clip Set Yellow, D2.3-3.0mm</b> <b>Marker Clip Set Blue, D2.3-3.0mm</b>  Clip for marking FMTS splice trays for loose tubes (2.3 - 3.0mm) PU: 1 set of 10 strips (30 clips/strip).	<b>R815260</b> <b>R815261</b> <b>R815262</b> <b>R815263</b>

## Product Details




### Fiber guidance

- Bending radius 30mm
- Integrated cross over field
- Storage of fiber (250µm) >1.50m



### Integrated splice holder

- various splice trays available for:
  - 4 heat shrink splice protectors or 4 sandwich splice protectors (ANT)
  - 12 heat shrink splice protectors
  - 12 sandwich splice protectors (ANT)



### Splitter application

- Splitter can be installed directly into the tray
- Splitter ratio of max. 2:32 with 250µm fibers
- Splitter ratio of max. 2:16 with 900µm fibers
- Splitter dimensions: max. 60mm x 16mm x 7mm
- Splice holder for 2 heat shrink splice protectors or 2 sandwich splice protectors (ANT)




### Clever tray hinge

- Fiber runs through pivot point
- Tray keeps in 90° positions, no tool needed
- No pushing or pulling of fibers during cassette movements
- Easy and quick insertion and release of single trays, accidental release not possible!



### Tray indication outside (accessories)

- Reliable marking with up to 3 clips per tray
- Visible from outside



### Tray indication inside (Accessories)

- Generous printable paper label
- Electronic template available of label printing