

Ordering information

Polaris-box 4 SCM assortment

Description









Polaris-box 4 SCM is the name of the new box generation from R&M for FO termination and usable for indoor and outdoor applications. It extends the R&M FTTH solutions in the single and multi-dwelling unit segment. The Polaris-box 4 SCM sees itself as a talented all-rounder. It can be used in all kinds of premises from a single dwelling unit, such as a family home, to building complexes. It's usable from the building entry point through risers and floor distributors to the optical termination outlet. The fiber management element supports patch, slice and splitter configurations as well as individual assembly. All typical FTTH topologies are feasible. In the standard basic version, the Polaris-box 4 SCM basic Inlay has space for twelve splice connections and 4 SC or 8 LC patch connections. The equipment can be extended with four additional FMTS Compact Splice trays for a proper subscriber management. When the box is fully assembled, the platform terminates up to 28 splice and 4/8 (LC) fiber connections. The box is retrofittable in all ways. With the integrated housing seal, the Polaris-box 4 SCM fulfills the requirements of protection class IP65.

Product code	Splice capacity ⁽¹⁾	Connection capacity	Cable entries	Ø Cable	Ordering Number
Polaris-box 4 SCM	12 (Standard)	4 x SC, 8 x LC	Below = 2	Main cable 1x Ø 3-13mm	R891205
Polaris-box 4 SCM with lock	With additional FMTS Compact up to max. 28 splice connections		Side = 2 Knock-out able cable entries	Drop cable 12x Ø 2-3mm	R891204

Polaris-box 4 SCM



Overview IP protection grommets

Polaris Cable sealing elements description	Pictures	IP below	IP top	IP side	amount cables Ø 2-3mm	amount cables Ø 3-9mm	amount cables Ø 9-13mm
Cable entry IP65 (housing) Modular Sealing element 1 x Ø 3mm-9mm 1 x Ø 9mm-13mm		IP65	IP65	IP65	- -	1 -	- 1
Cable entry IP65 (housing) Modular Sealing element 3-layers 12 x Ø 2mm-3mm		IP65	IP65	IP65	12	-	-
Cable entry IP54 Basic Sealing element 1-layer (step solution) 1 x Ø 3mm-13mm		IP54	IP54	IP54	-	1	1
Cable entry IP54 Basic Sealing element 3-layers 12 x Ø 2mm-2.8mm		IP54	IP54	IP54	12	-	-
Cable entry IP54 Basic Sealing element 1-layer 8 x Ø 5mm		IP54	IP54	IP54	-	8	-
Cable entry IP54 Basic Sealing element 2-layers 3 x Ø 7mm 4 x Ø 2mm-2.7mm		IP54	IP54	IP54	- 4	3 -	- -
Collocation insert Basic Sealing element 1-layer U-shape with cover		IP20	IP20	IP55	2/3mm 60/30	5mm 12	10mm 2
Adapter entry No sealing 1-layer Usable for 2 x SC, LC-D, E-2000 adapters		IP20	IP20	IP20	-	-	-

Important: The Polaris-box 4 SCM housing can reach a max. housing protection up to IP65 if the right sealing element will be used.









The basic Polaris-box 4 SCM will be always delivered with closed knock-out able cable entries.

The desired cable entry can be broken out and optionally assembled with the needed cable sealing elements from the list. The IP protection falls down to the protection class according to the listed overview from above.

Cable sealing elements


	Description	R&M No.
	Polaris cable entry IP65 Ø 3mm - 9mm Cable sealing element for mounting into the knock-out able cable entries on the Polaris-box 6 housing PU: 1 pcs. 1 x Housing two body piece 1 x Sealing element Ø 3mm - 9mm	R820283
	Polaris cable entry IP65 Ø 9mm - 13mm Cable sealing element for mounting into the knock-out able cable entries on the Polaris-box 6 housing PU: 1 pcs. 1 x Housing two body piece 1 x Sealing element Ø 9mm - 13mm	R820284
	Polaris cable entry IP65 12 x Ø 2mm - 3mm Cable sealing element for mounting into the knock-out able cable entries on the Polaris-box 6 housing PU: 1 pcs. 1 x Housing two body piece 3 x Sealing elements for 4 x Ø 2mm - 3mm 3 x Strain relive 3-layers for 4 x Ø 2mm - 3mm	R820286
	Polaris cable entry IP65 Ø 3mm - 13mm Cable sealing element for mounting into the knock-out able cable entries on the Polaris-box 6 housing PU: 1 pcs. 1 x Sealing element with step solution Ø 3mm - 13mm	R820285
	Polaris cable entry IP54 12 x Ø 2mm - 2.7mm Cable sealing element for mounting into the knock-out able cable entries on the Polaris-box 6 housing PU: 1 pcs. 3 x Sealing elements for 4 x Ø 2mm - 2.7mm	R820287
	Polaris cable entry IP54 8 x Ø 5mm Cable sealing element for mounting into the knock-out able cable entries on the Polaris-box 6 housing PU: 1 pcs. 1 x Sealing element for 8 x Ø 5mm	R820288
	Polaris cable entry IP54 4 x Ø 2mm - 2.7mm, 3 x Ø 7mm Cable sealing element for mounting into the knock-out able cable entries on the Polaris-box 6 housing PU: 16 pcs. 1 x Sealing element for 4 x Ø 2mm - 2.7mm 1 x Sealing element for 3 x Ø 7mm	R820289

Cable entry option

	Description	R&M No.
	Polaris collocation insert IP55 Collocation bridge for mounting into the knock-out able side cable entries to connect two boxes each other PU: 1 pcs. 1 x U-shape frame with integrated cover	R820290
	Polaris adapter entry for SC/LC/E-2000 Adapter insert for mounting into the knock-out able cable entries. Mounting of 2 x flange less adapter LC-D, SC or E-2000 PU: 1 pcs. 1 x Adapter insert	R820291
	Polaris-box 4 cable entry strain relieve kit Cable entry strain relief for refitting at the cable inlets on the Polaris-box 4 housing PU: 1 pcs. 1 x Strain relief kit	R872833
	Polaris-box 4 SCM Fiber separator Kit Additional Fiber separation between Pigtail and Patch cord PU: 1 pcs. 1 x Fiber separator with screw	R891210
	FMTS Compact 4x ANT (1x) FMTS-Compact Splice tray for 4 ANT splice protections (Ø2.3 - 2.7mm) PU: 1 pcs. 1 x FMTS Compact ANT	R895104
	FMTS Compact 4x HS (1x) FMTS-Compact Splice tray for 4 HS splice protections (Ø2.3 - 2.7mm) PU: 1 pcs. 1 x FMTS Compact HS	R895105
	FMTS Compact 4x ANT (12x) FMTS-Compact Splice tray for 4 ANT splice protections (Ø2.3 - 2.7mm) PU: 12 pcs. 1 x FMTS Compact ANT	R878850
	FMTS Compact 4x HS (12x) FMTS-Compact Splice tray for 4 HS splice protections (Ø2.3 - 2.7mm) PU: 12 pcs. 1 x FMTS Compact HS	R878851

	FMTS Compact Splice tray Cover, grey (1x) FMTS-Compact COVER-GY FMTS-Compact Splice tray Cover VE: 1 pcs.	R895106
	FMTS Compact Splice tray Cover, grey (12x) FMTS-Compact COVER-GY FMTS-Compact Splice tray Cover VE: 12 pcs.	R878853

Accessories FMTS Splice tray System

	Description	R&M No.
	FMTS Labeling Sheet A4 FMTS-LABEL-A4 FMTS label-sheet in A4 format, 48 labels per sheet PU: 10 pcs	R885111
	Marker Clips "0", White, D2.3-3.0mm Marker Clips "1", White, D2.3-3.0mm Marker Clips "2", White, D2.3-3.0mm Marker Clips "3", White, D2.3-3.0mm Marker Clips "4", White, D2.3-3.0mm Marker Clips "5", White, D2.3-3.0mm Marker Clips "6", White, D2.3-3.0mm Marker Clips "7", White, D2.3-3.0mm Marker Clips "8", White, D2.3-3.0mm Marker Clips "9", White, D2.3-3.0mm Numbering clips for marking the FMTS splice trays or loose tubes (2.3 – 3.0mm) PU: 10 strips (30 clips per strip)	R813861 R813862 R813863 R813864 R813865 R813866 R813867 R813868 R815258 R815259
	Marker Clip Set "0-9", White, D2.3-3.0mm Numbering clip set for marking FMTS splice trays or loose tubes (2.3 – 3.0mm) Content: 2x "1" / 2x "2" / 1x "3"- "9" / 1x "0" PU: 1 set (12 strips)	R830929
	Marker Clips Red, D2.3-3.0mm Marker Clips Green, D2.3-3.0mm Marker Clips Yellow, D2.3-3.0mm Marker Clips Blue, D2.3-3.0mm Clip for marking FMTS splice trays for loose tubes (2.3 - 3.0mm) PU: 10 strips (30 clips per strip)	R815260 R815261 R815262 R815263