



# Ordering information

## Polaris-box 6 SCM assortment









### Description

Polaris-box 6 SCM is the name of the new box generation from R&M for FO termination and usable for indoor and outdoor applications. It extends the R&M FTTH solutions in the single and multi-dwelling unit segment. The Polaris-box 6 SCM sees itself as a talented all-rounder. It can be used in all kinds of premises from a single dwelling unit, such as a family home, to building complexes. It's usable from the building entry point through risers and floor distributors to the optical termination outlet. The fiber management element supports patch, slice and splitter configurations as well as individual assembly. All typical FTTH topologies are feasible. In the standard basic version, the Polaris-box 6 SCM basic Inlay has space for twelve splice connections and 6 SC or 12 LC patch connections. The equipment can be extended with four additional FMTS Compact Splice trays for a proper subscriber management. When the box is fully assembled, the platform terminates up to 36 splice and 6/12 (LC) fiber connections. The box is retrofittable in all ways. With the integrated housing seal, the Polaris-box 6 SCM fulfills the requirements of protection class IP65.

Product code	Splice capacity <sup>(1)</sup>	Connection capacity	Cable entries	Ø Cable	Ordering Number
<b>Polaris-box 6 SCM</b>	12 (Standard)	6 x SC, 12 LC	Below = 2	Main cable 1x	<b>R895052</b>
<b>Polaris-box 6 SCM with lock</b>	With additional FMTS Compact up to max. 36 splice connections		Above = 2	Ø 3-13mm	<b>R895051</b>
			Side = 2	Drop cable 12x	
			Knock-out able cable entries	Ø 2-3mm	

### Polaris-box 6 SCM

## Overview IP protection grommets

<b>Polaris Cable sealing elements description</b>	<b>Pictures</b>	<b>IP below</b>	<b>IP top</b>	<b>IP side</b>	<b>amount cables Ø 2-3mm</b>	<b>amount cables Ø 3-9mm</b>	<b>amount cables Ø 9-13mm</b>
Cable entry IP65 (housing) Modular  Sealing element 1 x Ø 3mm-9mm 1 x Ø 9mm-13mm		IP65	IP65	IP65	- -	1 -	- 1
Cable entry IP65 (housing) Modular  Sealing element 3-layers 12 x Ø 2mm-3mm		IP65	IP65	IP65	12	-	-
Cable entry IP54 Basic Sealing element 1-layer (step solution) 1 x Ø 3mm-13mm		IP54	IP54	IP54	-	1	1
Cable entry IP54 Basic  Sealing element 3-layers 12 x Ø 2mm-2.8mm		IP54	IP54	IP54	12	-	-
Cable entry IP54 Basic  Sealing element 1-layer 8 x Ø 5mm		IP54	IP54	IP54	-	8	-
Cable entry IP54 Basic  Sealing element 2-layers 3 x Ø 7mm 4 x Ø 2mm-2.7mm		IP54	IP54	IP54	- 4	3 -	- -
Collocation insert Basic  Sealing element 1-layer U-shape with cover Adapter entry		IP20	IP20	IP55	2/3mm 60/30	5mm 12	10mm 2
No sealing 1-layer Usable for 2 x SC, LC-D, E-2000 adapters		IP20	IP20	IP20	-	-	-

**Important:** The Polaris-box 6 SCM housing can reach a max. housing protection up to IP65 if the right sealing element will be used.









The basic Polaris-box 6 SCM will be always delivered with closed knock-out able cable entries.

The desired cable entry can be broken out and optionally assembled with the needed cable sealing elements from the list. The IP protection falls down to the protection class according to the listed overview from above.

#### Cable sealing elements



	Description	R&M No.
	<b>Polaris cable entry IP65 Ø 3mm - 9mm</b> Cable sealing element for mounting into the knock-out able cable entries on the Polaris-box 6 housing PU: 1 pcs. 1 x Housing two body piece 1 x Sealing element Ø 3mm - 9mm	<b>R820283</b>
	<b>Polaris cable entry IP65 Ø 9mm - 13mm</b> Cable sealing element for mounting into the knock-out able cable entries on the Polaris-box 6 housing PU: 1 pcs. 1 x Housing two body piece 1 x Sealing element Ø 9mm - 13mm	<b>R820284</b>
	<b>Polaris cable entry IP65 12 x Ø 2mm - 3mm</b> Cable sealing element for mounting into the knock-out able cable entries on the Polaris-box 6 housing PU: 1 pcs. 1 x Housing two body piece 3 x Sealing elements for 4 x Ø 2mm - 3mm 3 x Strain relive 3-layers for 4 x Ø 2mm - 3mm	<b>R820286</b>
	<b>Polaris cable entry IP65 Ø 3mm - 13mm</b> Cable sealing element for mounting into the knock-out able cable entries on the Polaris-box 6 housing PU: 1 pcs. 1 x Sealing element with step solution Ø 3mm - 13mm	<b>R820285</b>
	<b>Polaris cable entry IP54 12 x Ø 2mm - 2.7mm</b> Cable sealing element for mounting into the knock-out able cable entries on the Polaris-box 6 housing PU: 1 pcs. 3 x Sealing elements for 4 x Ø 2mm - 2.7mm	<b>R820287</b>
	<b>Polaris cable entry IP54 8 x Ø 5mm</b> Cable sealing element for mounting into the knock-out able cable entries on the Polaris-box 6 housing PU: 1 pcs. 1 x Sealing element for 8 x Ø 5mm	<b>R820288</b>
	<b>Polaris cable entry IP54 4 x Ø 2mm - 2.7mm, 3 x Ø 7mm</b> Cable sealing element for mounting into the knock-out able cable entries on the Polaris-box 6 housing PU: 16 pcs. 1 x Sealing element for 4 x Ø 2mm - 2.7mm 1 x Sealing element for 3 x Ø 7mm	<b>R820289</b>

## Cable entry option

	Description	R&M No.
	<b>Polaris collocation insert IP55</b> Collocation bridge for mounting into the knock-out cable side cable entries to connect two boxes each other PU: 1 pcs. 1 x U-shape frame with integrated cover	<b>R820290</b>
	<b>Polaris adapter entry for SC/LC/E-2000</b> Adapter insert for mounting into the knock-out cable entries. Mounting of 2 x flange less adapter LC-D, SC or E-2000 PU: 1 pcs. 1 x Adapter insert	<b>R820291</b>
	<b>Polaris-box 4 cable entry strain relieve kit</b> Cable entry strain relief for refitting at the cable inlets on the Polaris-box 4 housing PU: 1 pcs. 1 x Strain relief kit	<b>R872833</b>
	<b>FMTS Compact 4x ANT (1x)</b> FMTS-Compact Splice tray for 4 ANT splice protections (Ø2.3 - 2.7mm) PU: 1 pcs. 1 x FMTS Compact ANT	<b>R895104</b>
	<b>FMTS Compact 4x HS (1x)</b> FMTS-Compact Splice tray for 4 HS splice protections (Ø2.3 - 2.7mm) PU: 1 pcs. 1 x FMTS Compact HS	<b>R895105</b>
	<b>FMTS Compact 4x ANT (12x)</b> FMTS-Compact Splice tray for 4 ANT splice protections (Ø2.3 - 2.7mm) PU: 12 pcs. 1 x FMTS Compact ANT	<b>R878850</b>
	<b>FMTS Compact 4x HS (12x)</b> FMTS-Compact Splice tray for 4 HS splice protections (Ø2.3 - 2.7mm) PU: 12 pcs. 1 x FMTS Compact HS	<b>R878851</b>
	<b>FMTS Compact Splice tray Cover, grey (1x)</b> <b>FMTS-Compact COVER-GY</b> FMTS-Compact Splice tray Cover VE: 1 pcs.	<b>R895106</b>

	<b>FMTS Compact Splice tray Cover, grey (12x)</b> <b>FMTS-Compact COVER-GY</b>  FMTS-Compact Splice tray Cover  VE: 12 pcs.	<b>R878853</b>
---	--	----------------

#### Accessories FMTS Splice tray System

	Description	R&M No.
	<b>FMTS Labeling Sheet A4</b> <b>FMTS-LABEL-A4</b>  FMTS label-sheet in A4 format, 48 labels per sheet  PU: 10 pcs	<b>R885111</b>
	<b>Marker Clips "0", White, D2.3-3.0mm</b> <b>Marker Clips "1", White, D2.3-3.0mm</b> <b>Marker Clips "2", White, D2.3-3.0mm</b> <b>Marker Clips "3", White, D2.3-3.0mm</b> <b>Marker Clips "4", White, D2.3-3.0mm</b> <b>Marker Clips "5", White, D2.3-3.0mm</b> <b>Marker Clips "6", White, D2.3-3.0mm</b> <b>Marker Clips "7", White, D2.3-3.0mm</b> <b>Marker Clips "8", White, D2.3-3.0mm</b> <b>Marker Clips "9", White, D2.3-3.0mm</b>  Numbering clips for marking the FMTS splice trays or loose tubes (2.3 – 3.0mm)  PU: 10 strips (30 clips per strip)	<b>R813861</b> <b>R813862</b> <b>R813863</b> <b>R813864</b> <b>R813865</b> <b>R813866</b> <b>R813867</b> <b>R813868</b> <b>R815258</b> <b>R815259</b>
	<b>Marker Clip Set "0-9", White, D2.3-3.0mm</b>  Numbering clip set for marking FMTS splice trays or loose tubes (2.3 – 3.0mm) Content: 2x "1" / 2x "2" / 1x "3"- "9" / 1x "0"  PU: 1 set (12 strips)	<b>R830929</b>
	<b>Marker Clips Red, D2.3-3.0mm</b> <b>Marker Clips Green, D2.3-3.0mm</b> <b>Marker Clips Yellow, D2.3-3.0mm</b> <b>Marker Clips Blue, D2.3-3.0mm</b>  Clip for marking FMTS splice trays for loose tubes (2.3 - 3.0mm)  PU: 10 strips (30 clips per strip)	<b>R815260</b> <b>R815261</b> <b>R815262</b> <b>R815263</b>