



## Rainbow Fish Activities

By Catherine Albrecht, M.S. CCC-SLP




<p><b>Lessons from Rainbow Fish:</b> <b>Learning to Share</b></p>	<p><b>Materials:</b></p> <ul style="list-style-type: none"> <li>• Printer &amp; paper</li> <li>• Something to write with</li> </ul> <p><b>Prep:</b> Print the Rainbow Fish worksheet on page 3.</p> <p><b>Discuss:</b> Rainbow Fish is about a fish that learns to share. He learns that sharing helps him make friends and also that it makes him feel good. Talk about sharing with your child by reading through the worksheet. Ask your child to think of ways he or she can share with others. You can also have your child color in the fish picture.</p>
<p><b>Make Your Own Rainbow Fish!</b></p>  <p>Image obtained from: <a href="https://www.thebestideasforkids.com/rainbow-fish-craft/">https://www.thebestideasforkids.com/rainbow-fish-craft/</a></p>	<p><b>Materials:</b></p> <ul style="list-style-type: none"> <li>• Printer &amp; paper</li> <li>• Something to color with (markers, watercolors, crayons, paints, etc)</li> <li>• Basic liquid school glue (like Elmer's)</li> <li>• Glitter</li> </ul> <p><b>Prep:</b> Print the Rainbow Fish template on the next page.</p> <p><b>Color:</b> Use markers, watercolors, crayons, paints or whatever you have to color the beautiful rainbow fish. When you are done coloring, use your glue to fill in some scales and sprinkle glitter on top. Lay flat and allow to dry completely.</p> <p><b>Language support:</b> <i>Talk about which colors your child is using as he or she fills in the picture. You may even have your child request colors from you ("Do you want red or blue?"). If multiple children are completing the activity, have them practice taking turns using different colors.</i></p>
<p><b>Retelling &amp; Discussing Feelings</b></p>	<p>After reading together, flip back through the pages and have your child retell the story using the words and pictures as guides. Talk about how the characters are feeling. You can ask things like:</p> <ul style="list-style-type: none"> <li>• "Why don't the fish want to play with Rainbow Fish?"</li> <li>• "Why doesn't rainbow fish want to share?"</li> <li>• "How do the other fish feel when Rainbow Fish ignores them?"</li> <li>• "How would you feel?"</li> </ul>



Name: \_\_\_\_\_

Date: \_\_\_\_\_

## Lessons from the Rainbow Fish: Learning to Share



**Sharing** is when we give something of ours to someone else.  
Rainbow Fish became happy and made friends when he learned to **share**.  
Rainbow Fish **shared** his beautiful scales with his fish friends.  
What is something you can **share** with someone else?

I can share my \_\_\_\_\_