



BLOCKS & SHEAVES

Rigging Projects

Our range of Glide Blocks and Sheaves are specifically designed for larger **performance race yachts** and use the best in bearing technology to provide the **ultimate handling experience.**

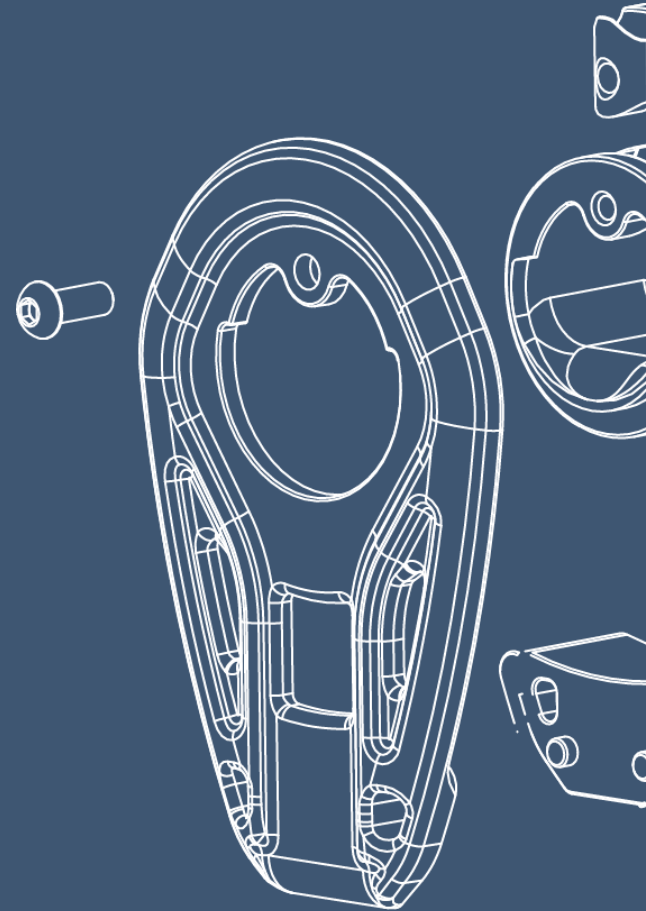


S - GLIDE

- The S-Glide is a lightweight block designed for loop lashing in high load applications.
- Incorporating a low friction bearing for high performance while maintaining minimum weight and service requirements.
- The sheave incorporates Torlon ball bearings for the side cheek loads.
- 3T - 15T MWL



[Link to Web Library](#)







S - GLIDE





CUSTOM 24T
WOOD-LOOK
S-GLIDE





X - G L I D E

- Specifically designed for performance and race yachts, the X-Glide has a unique patented ball bearing system, allowing for more ceramic rolling elements in a smaller space.
- Smaller sheaves which makes for a lightweight block.
- Ceramic bearings designed for low friction and higher rolling speeds for optimised efficiency.
- 3T - 15T MWL



[Link to Web Library](#)

X - GLIDE

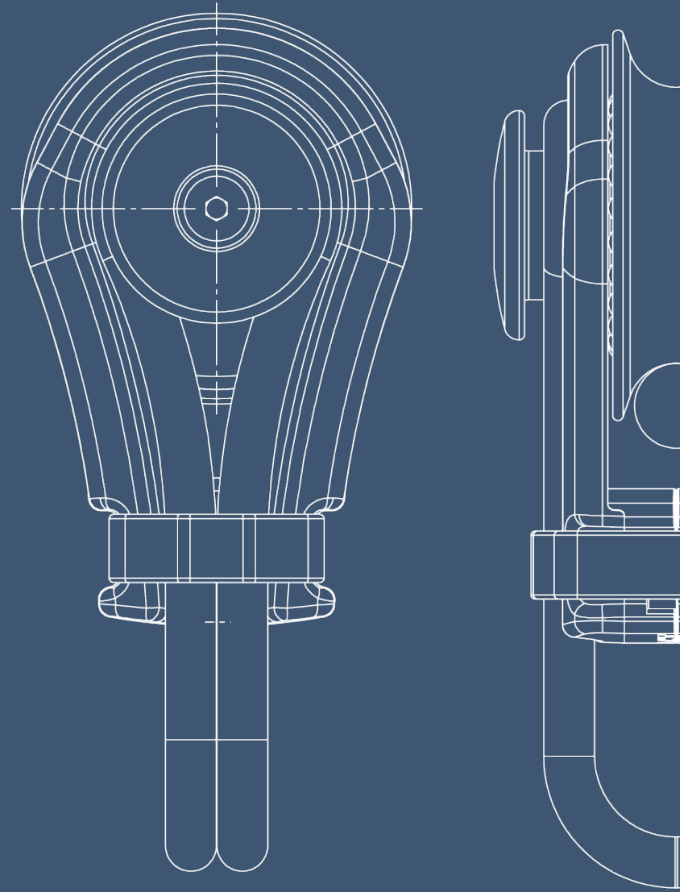


Q - GLIDE


- These quick release 'snatch' blocks have a multitude of uses on any boat.
- Torlon ball bearings to take side loads.
- Side plates are designed to open easily so that the line can be changed or the block moved quickly.
- The cheekplates align with a unique magnet technology and are fastened with a velcro strap for security.
- 3T - 15T MWL



[Link to Web Library](#)



Q - GLIDE



SHEAVE RANGE

Alongside our block offering, we also supply the X-Glide and S-Glide sheaves on their own, which can be customised above standard range as required. These sheaves can be incorporated in various applications around the vessel.

To compliment the Sheave range, Rigging Projects has designed a standard pin library which has been optimised with carbon structural housings in mind.

 [Link to S-Sheave](#)

 [Link to X-Sheave](#)

 [Link to Pins](#)



SHEAVES



X-GLIDE



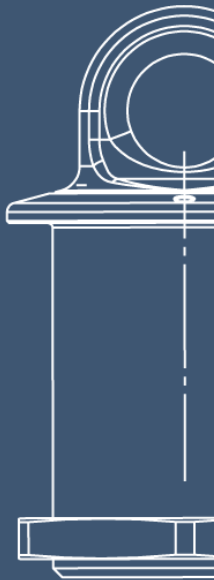
S-GLIDE

PADEYES & LOOPS

- Our Through-Deck Padeyes are waterproof and accessible from above deck to allow easy interchange of fittings.
- Flush, engravable covers available for when the padeye is not in use.
- Varying types of connection including fixed, swivel, tie rod, softloop and 2:1 dead end.
- Varying grip length to suit any deck thickness.
- 3T - 20T MWL
- Textile loops to suit.



[Link to Web Library](#)



PADEYES





J-Class, *Hanuman*

10T & 15T S-Glide Blocks

10t & 15T Padeyes

Textile Loops

All loops are barcoded for traceability and servicing and can be tracked via the RP App.

 [Link to RP App](#)



Rigging Projects Group
Riverside House
Brunel Road
Southampton
SO40 3WX

info@riggingprojects.com

+44 (0)2380 456 358

Rigging Projects