



rspro.com

INDUSTRIAL CONTROL & COMMUNICATION

RANGE GUIDE



INDUSTRIAL CONTROL & COMM. - WORKING ENVIRONMENTS	3
PRODUCTION LINE	4
AVAILABLE RANGE	4
RELATED PRODUCTS	5
CONTROL PANEL	6
AVAILABLE RANGE	6
RELATED PRODUCTS	7



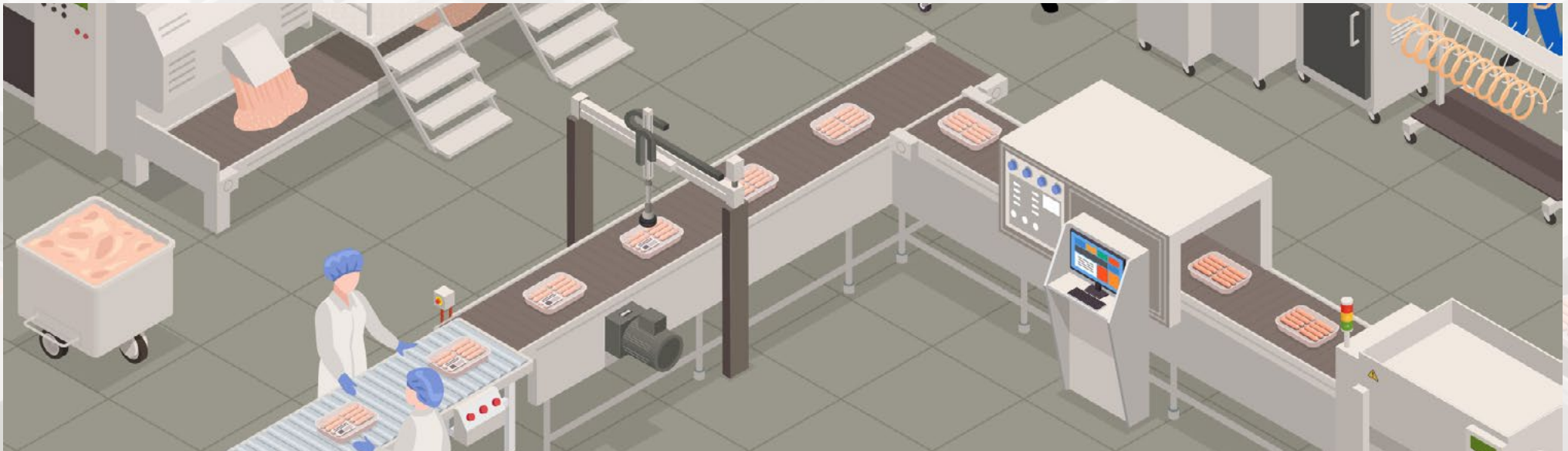
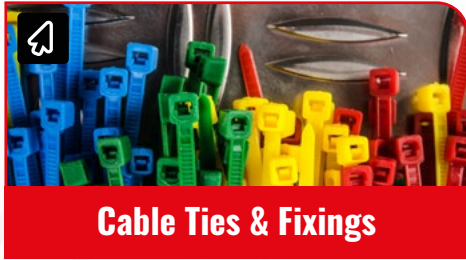
PRODUCTION LINE




CONTROL PANEL



**Proximity Sensors****Level Sensors****Pressure Sensors****Float Switches****Photoelectric Sensors****Sensor Connectivity****Electrical Power & Industrial Cables****Sensor & Actuator Cables****Industrial Circular Connectors****Heavy Duty Power Connectors****Multi Function Panel Meters****Energy Meters****Sounder Beacons****RTD Sensors****Temperature Controllers****Thermocouples**



**MCBs****HMI Displays****Time Switches****Relays****DIN Rail Terminal Blocks****Hook Up Wire****Automation Signalling****Push Button Switches****Circular Connectors****DIN Rail Power Supplies****Axial Fans****Emergency Stop Push Buttons****Enclosures****Counters****Signal Conditioners****Current Transformers**



Cable Trunking



Wire Terminals & Splices



Cable Glands & Fittings



Mains & DC Power Connectors



Cable Markers



Fasteners & Fixings



Test & Measurement

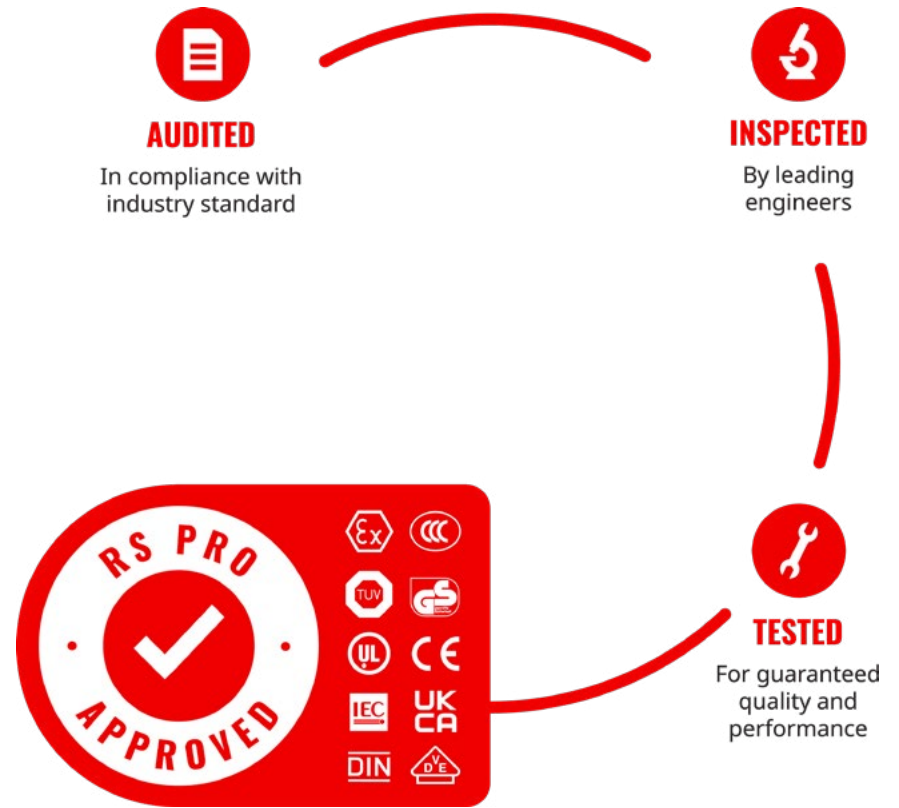


Hand tools



RS PRO products are audited against demanding international standards, inspected for durability and consistency and tested by leading engineers.

Only when products have been through this process they are awarded our seal of approval, quality that can be trusted. Confidence in this process is reflected in our long product warranties, proof that our products will consistently deliver the quality you expect for a long time to come.



rspro.com