




rspro.com

# AUTOMATION EFFICIENCY

## RANGE GUIDE




AUTOMATION EFFICIENCY - WORKING ENVIRONMENTS	3
PRODUCTION LINE	4
AVAILABLE RANGE	4
RELATED PRODUCTS	5
CONTROL PANEL	6
AVAILABLE RANGE	6
RELATED PRODUCTS	7



## PRODUCTION LINE



## CONTROL PANEL





Proximity Sensors



Level Sensors



Pressure Sensors



Inverter Drives



Photoelectric Sensors



Sensor Connectivity



Electrical Power & Industrial Cables



Sensor & Actuator Cables



Industrial Circular Connectors



Heavy Duty Power Connectors



Multi Function Panel Meters



Energy Meters



Sounder Beacons




Anti Vibration




Temperature Controllers



Thermocouples



**MCBs****HMI Displays****Time Switches****Relays****DIN Rail Terminal Blocks****Hook Up Wire****Automation Signalling****Push Button Switches****Circular Connectors****DIN Rail Power Supplies****Axial Fans****Emergency Stop Push Buttons****Enclosures****Counters****Signal Conditioners****Contactors**



**Cable Trunking**



**Wire Terminals & Splices**



**Cable Glands & Fittings**



**Mains & DC Power Connectors**



**Cable Markers**



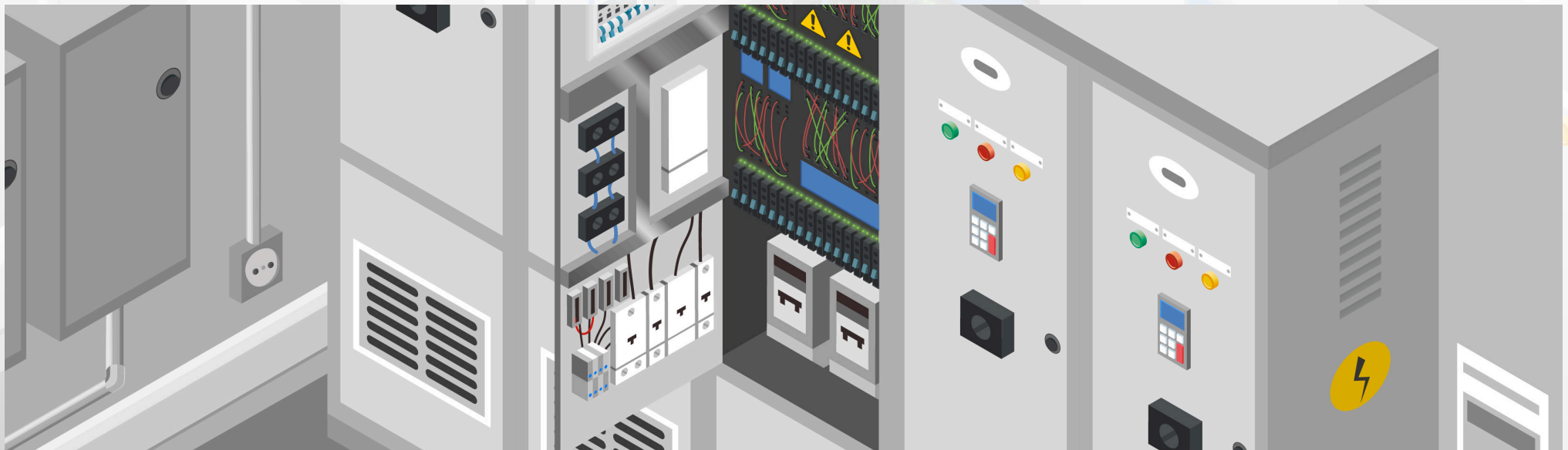
**Fasteners & Fixings**



**Test & Measurement**



**Hand tools**



**RS PRO products are audited against demanding international standards, inspected for durability and consistency and tested by leading engineers.**

Only when products have been through this process they are awarded our seal of approval, quality that can be trusted. Confidence in this process is reflected in our long product warranties, proof that our products will consistently deliver the quality you expect for a long time to come.

