



Laser Sky

Significant value for touchscreen fundamentals

The new Laser Sky focuses on the fundamentals of an interactive touchscreen; everything you need to bring the benefits of interactivity in a classroom setting. Connect it to a slide-in OPS PC and enjoy the flexibility of working in Windows or other working environments. The adaptive touch technology, low total ownership cost and the up to 7 year warranty make it an appealing solution.

- ✓ Specially designed OPS slot allows for faster image processing (UHD @ 60Hz)
- ✓ Versatile annotation app – annotate over any software
- ✓ 2 free slim passive pens included
- ✓ Built-in JBL® 80 watts speakers, with Live Stage (virtual) surround sound
- ✓ Over-the-air updates – your display will always be up-to-date
- ✓ Wake-on-LAN – control the display over distance
- ✓ Remote control over IP for easy adjustments of the display settings
- ✓ Low power consumption, certified with Energy Star
- ✓ (Optional) Connectivity pack (wifi module, dynamic pen, two-way touch functionality with MirrorOp app – including two sender licence keys)
- ✓ (Optional) Collaboration pack



Building further on the successes of the Laser air+, we proudly present the new Laser Sky, a versatile touchscreen with a powerful built-in OPS PC slot. Laser Sky is ideal for users that prefer to use a PC as part of the learning process. You can now easily slide in your existing OPS PC or a brand new one.

Easy and efficient use

Controlling the display with just one button

When pressing the button on the front of the display, an on-screen Float Bar will appear. This Float Bar gives you access to the display menu, allows you to change source or to adjust the volume. It also gives access to all other apps on the display as well as to the annotation app. This versatile annotation app enables you to easily annotate over any software.

Intelligent connectivity platform (ICP)

Intelligent connectivity platform (ICP) enables easy USB switching between internal and external display sources. No need to manually switch USB devices to connected display sources. The Laser Nova and Sky also include three internal ethernet to USB adapters to ensure all internal modules are able to reach the connected network simultaneously.

Improve communication

JBL® 80 Live Stage (Virtual) Surround Sound

The CTOUCH Laser Sky is equipped with a built-in JBL® speaker system. This audio system offers 80 watts of sound, enabling you to fully captivate your audience. Experience clear high and mids, plus exceptional bass tones.

The integrated 80W JBL® speakers bring Live Stage (virtual) Surround sound, which widens the sound stage and sharpens the location of sound.

OPS-slot UHD 60 Hz ready

The specially designed modular OPS slot allows for faster image processing (UHD 60 Hz) and brings a highly flexible solution for learning institutions.

Adaptive Touch

The Adaptive Touch simulates natural handwriting, as it has the power to adjust to the writing speed. When increasing the speed of writing, the touch frame will accelerate the speed of data processing. This creates a fluent line, even when writing fast.

2 free slim passive pens included

2 free slim passive pens are included for your convenience for easy and steady writing.

Always up to date technology

CTOUCH offers free over-the-air-updates for the latest firmware, so that you can always count on the latest updates. Updates are just one click away.

Low cost of ownership

Mobile Device Management (MDM) ready

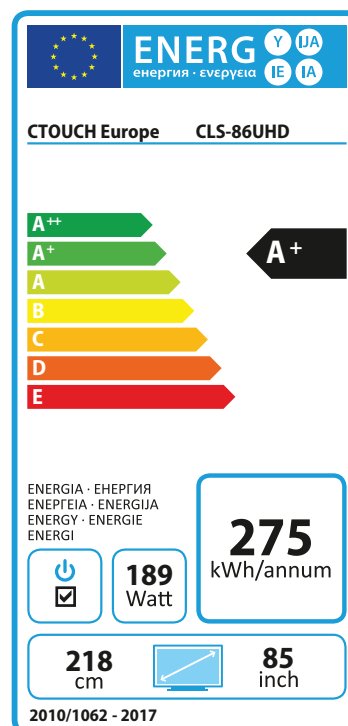
With the Wake-on-LAN, the Laser Sky is ready for any MDM software you want to install on the touchscreen or on the Windows OS of the OPS PC.

Control your display over distance

Change settings of the display (such as switching sources, turning on and off the display, changing image and sound settings) from a remote location.

Energy Star

The Laser Sky is certified with the Energy Star certificate, making it a perfect choice for environmentally conscious customers. Topped off by the free Priority Care service programme and the up to 7 year warranty*, CTOUCH reduces the cost of ownership to one of the lowest in the market.



Optional accessories

Upgrade your Laser Sky touchscreen with convenient accessories:

1. Optional Connectivity pack

- **Wifi module**
The 2.4/5 GHz AC wifi Module enables wireless connection to your display.
- **MirrorOp app**
CTOUCH uses Barco's MirrorOp app to ensure easy and fast wireless sharing. The unique two-way mirroring touch functionality enables easy control of devices (2 licence keys included). This wireless presentation and collaboration solution allows for sharing with any device and all operating systems: Windows/Mac, tablet or smartphone.
- **Dynamic Pen**
The dynamic pen enables a natural handwriting experience. It also allows to easily adjust volume, open programs or simply use it as an air mouse.

2. Optional classroom collaboration licence pack

Choose full collaboration for your entire classroom. The collaboration licence pack allows for all the students to wirelessly share and present their content on the Laser Sky, whether sharing from Windows/Mac, tablet or smartphone.

Product number

- Laser Sky 86 inch: **10052086**

Touch system

- Touch System: Adaptive touch
- Touch Point: 32 Point
- Touch tools: Hands or other solid (soft tip) object
- Accuracy: ±2mm
- Effective screen size (mm): 32767 x 32768
- Interface: USB 2.0 compatible (full speed) HID compliant, Plug & Play compatible. Backwards compatible with USB 1.1
- Supported OS: Windows, Mac, Android and Chrome
- Touch driver: Not required for 20 points (under Windows); 32 points needs driver (under Windows), OSX needs drivers for gestures.

Panel

- Diagonal size: 86" (2184 mm)
- Panel technology: TFT LCD
- Panel resolution: 3840 x 2160
- Frame rate: 60 Hz
- Brightness: 350 cd/m²
- Aspect Ratio: 16:9
- Contrast Ratio (Static): 1200:1
- Contrast Ratio (Dynamic): 5000:1
- Response time: 8 ms
- Display Colours: 1.07 Billion (10 bits)
- Pixel pitch (W x H): 0.4935 x 0.4935
- Viewing Angle: 178° / 178°
- Backlight type: Direct LED
- Service Life: > 30.000 Hours
- Installation: Landscape

Connectivity

- Video input (digital): 3x HDMI 2.0, 1x DP 1.2
- Video input (analog): 1x VGA
- Audio input: 1x Mini Jack
- Audio output: 1x S/PDIF Optical, 1x Mini Jack
- USB: 4x USB 2.0
- Touch: 2x USB-B
- RS232C: 1x DB-9
- LAN port: 1x RJ45 10/100/1000 BaseT

Video

- PSM: Warm / Cool / Normal
- Picture Mode: Dynamic / Standard / Soft / User
- Freeze function: Yes
- Backlight mute function: Yes

Sound - Designed, tuned and built by HARMAN

- Transducers: 2 Stereo JBL[®] 3-Way Speakers (tweeter, mid-range and woofer)
- Amplifier power: 80 watts
- Frequency range: 60Hz - 20kHz
- JBL[®] LiveStage (Virtual) surround sound

Features

- Internal OPS slot: Yes
- Annotation: Yes, annotate over any software application
- Gesture recognition: Yes, refer to the CTOUCH manual
- HDCP compliance 2.2
- Thickness of safety glass: 4 mm (hardness Mohs 7)
- Network controllable input: 1x RS232C & 1x LAN IN

OSD

- Touch OSD: Yes
- OSD Language Function: English, German, Dutch, French, Danish

Power

- Power Supply: AC 100-240 V 50 / 60Hz
- Power Consumption (in Operation): 189W
- Power Consumption (in Standby): ≤ 0.5 W
- Ambient light sensor: Yes

Quality approvals

- Regulatory approvals: CE, FCC, Energy Star
- Green approval: RoHS compliant
- ISO Standard: ISO9001 and ISO14001

Dimensions & Weight

- Product dimension (WxHxD): 1990.4 x 1173 x 113 (mm)
- Product weight: 100 kg
- Vesa Mount (WxH): 800 x 600 (mm), M8 screw

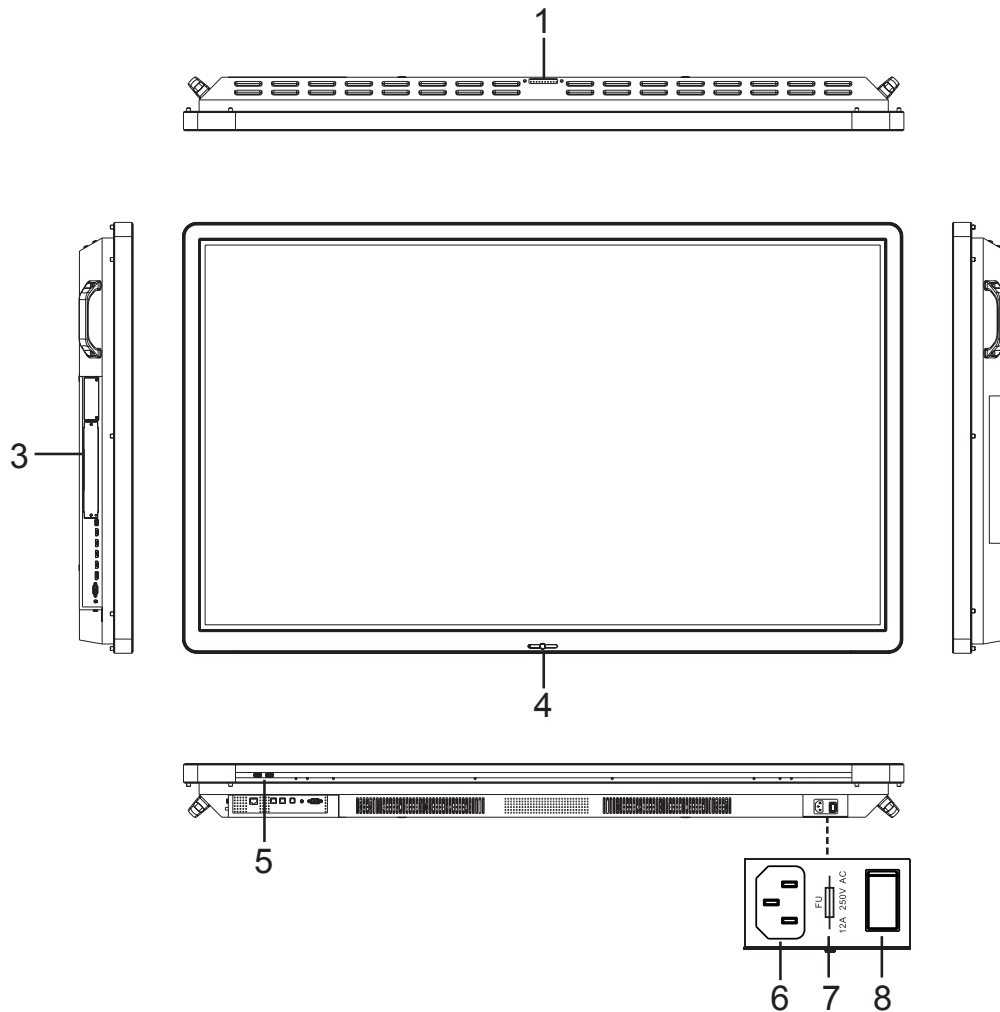
Product accessories included

- Accessoires pack: Power Cable, USB cable, HDMI cable, remote control, 2 passive pens, Quick Start Guide & Warranty card.

Logistics information

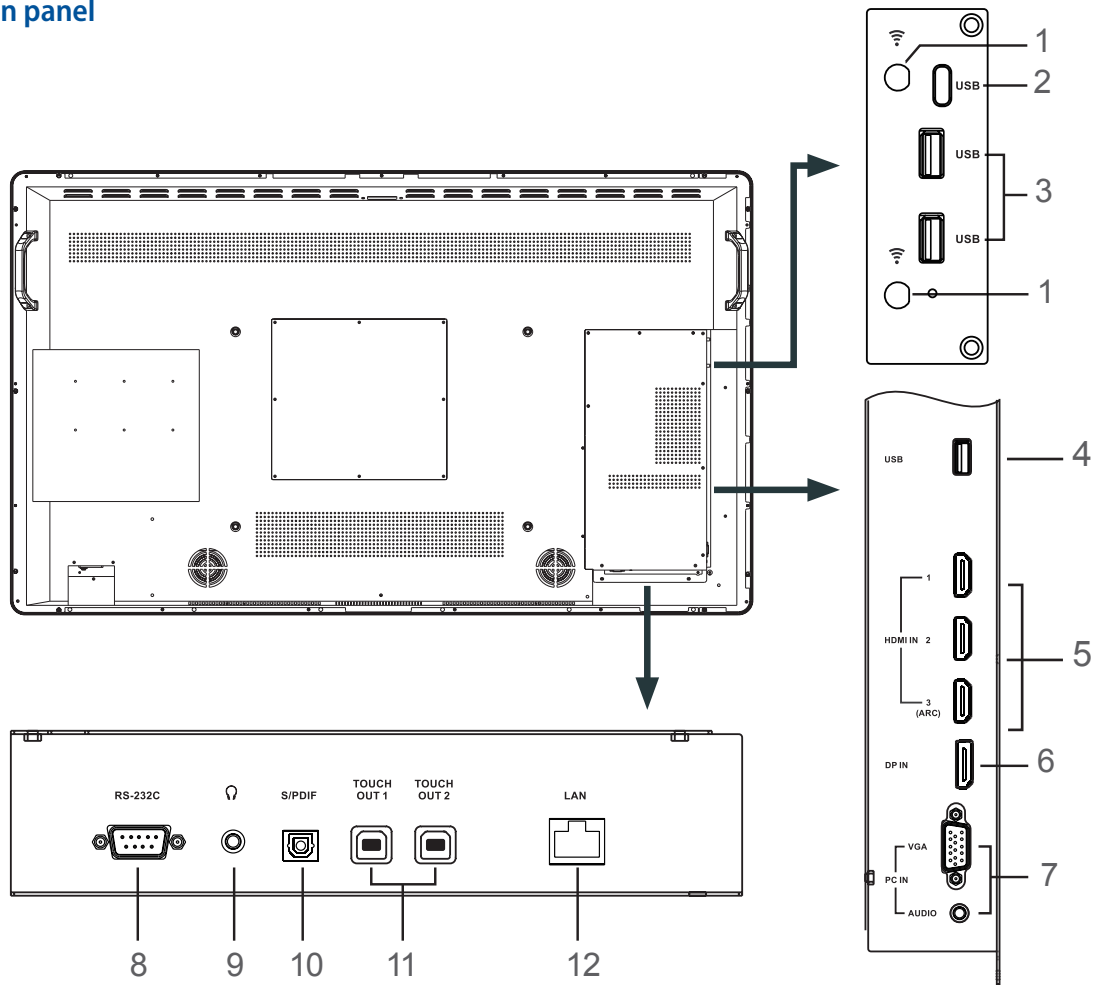
- Box size (WxHxD): 2118 x 1324 x 290 (mm)
- Gross weight: 112 kg
- EAN no.: 8719481480288


Control panel



nr.	Description
1 USB(2.0)(for camera)	This port is for connecting a camera. Notes: 1. Please open the dust cover before being used. 2. It can perfectly support cameras up to 720p.
2 N/A	
3 OPS module slot	Insert an OPS module (Optional).
4 Power LED Remote control sensor Power	Red: In standby mode. Blue: In power on mode. Aim the remote control towards this spot on the CTOUCH interactive display. Press to switch the CTOUCH interactive display on or off. Note: When the CTOUCH interactive display is turned on, press the button in the middle to show the Float Bar. Press the button for about 2 seconds and the screen will go into stand-by mode.
5 USB	Connect USB devices to this port for OPS and Android.
6 AC IN	Plug the AC cord into this jack and into a power outlet. (AC 100-240V 50/60Hz)
7 Fuse	12A 250V
8 Power Switch	Push (I) to turn on the power, push (O) to cut off the power. Note: Don't cover the power switch.

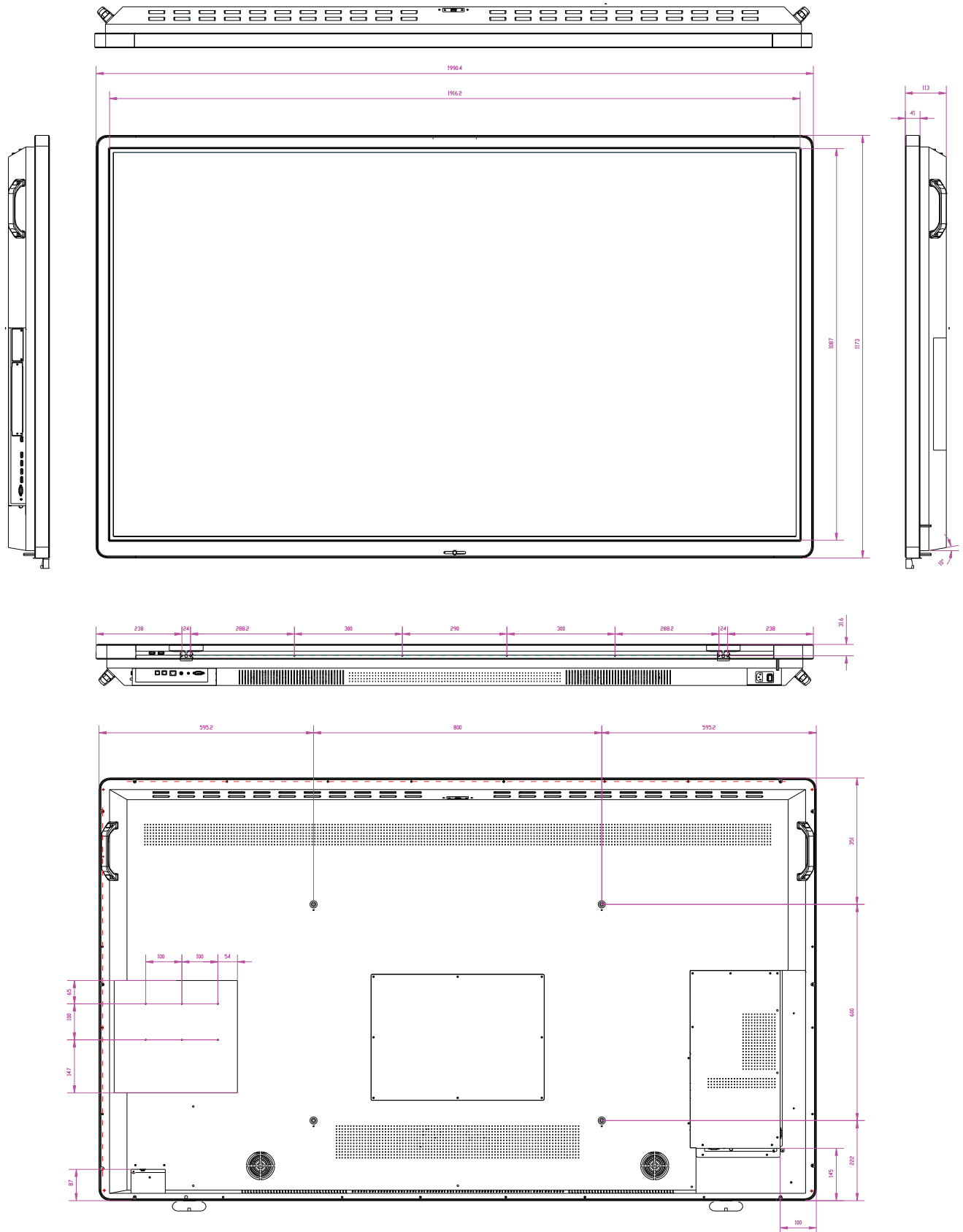
Connection panel



nr.	Description
1	Antenna WiFi antenna. (Tighten the WiFi antenna in clockwise direction).
2	USB (Type-C) Connect USB devices to this port for Android.
3	USB Connect USB devices to these ports for Android.
4	USB Connect USB devices to this port for the Android. Note: use this USB-port for software updates.
5	HDMI1/2/3 IN Connect an HDMI or DVI device to this HDMI port. HDMI 3 (ARC): Connect an ARC enabled home theater receiver to this HDMI port.
6	DP(DisplayPort) IN Connect a DP device to this DP port.
7	PC IN Connect the video/audio of a computer to these ports.
8	RS-232C For remote control, service and other uses.
9	 Headphone jack Connect headphones to this jack. The current selected source is audible.
10	S/PDIF digital audio OUT Connect a digital sound system to this S/PDIF jack.
11	TOUCH OUT 1/2 Output for external devices connected to PCx, HDMIx or DP ports, which support touch systems.
12	LAN Connects the external network or router.

Note: If the CTOUCH display is on the VGA source and does not get any signal, it will go into stand-by mode after two minutes.
When the CTOUCH display is on others sources and does not get any signal, it will go into stand-by mode after 10 minutes.

Technical drawings



All rights reserved. CTOUCH products and services mentioned herein as well as their respective logos are trademarks or registered trademarks of CTOUCH Europe B.V.. All other product and service names mentioned are the trademarks of their respective owners.