



US00D915502S

(12) **United States Design Patent**
Davis

(10) **Patent No.:** **US D915,502 S**

(45) **Date of Patent:** **** Apr. 6, 2021**

- (54) **TUNING MACHINE BACKPLATE**
- (71) Applicant: **Larry Davis**, North Fort Myers, FL (US)
- (72) Inventor: **Larry Davis**, North Fort Myers, FL (US)
- (**) Term: **15 Years**
- (21) Appl. No.: **29/702,418**
- (22) Filed: **Aug. 19, 2019**
- (51) **LOC (13) Cl.** **17-99**
- (52) **U.S. Cl.**
USPC **D17/99**
- (58) **Field of Classification Search**
USPC D17/20, 22, 99; D21/405
CPC G10D 99/00; G10D 15/00; G10D 13/00;
G10D 13/14; G10D 13/147; G10D 13/20
See application file for complete search history.

D280,522 S *	9/1985	Page	D17/20
D280,523 S *	9/1985	Smith	D17/20
D280,524 S *	9/1985	Smith	D17/20
D673,209 S *	12/2012	Reboul	D17/20

* cited by examiner

Primary Examiner — R. Johnson
(74) *Attorney, Agent, or Firm* — Scarinci Hollenbeck LLC; Libby Babu Varghese

(57) **CLAIM**

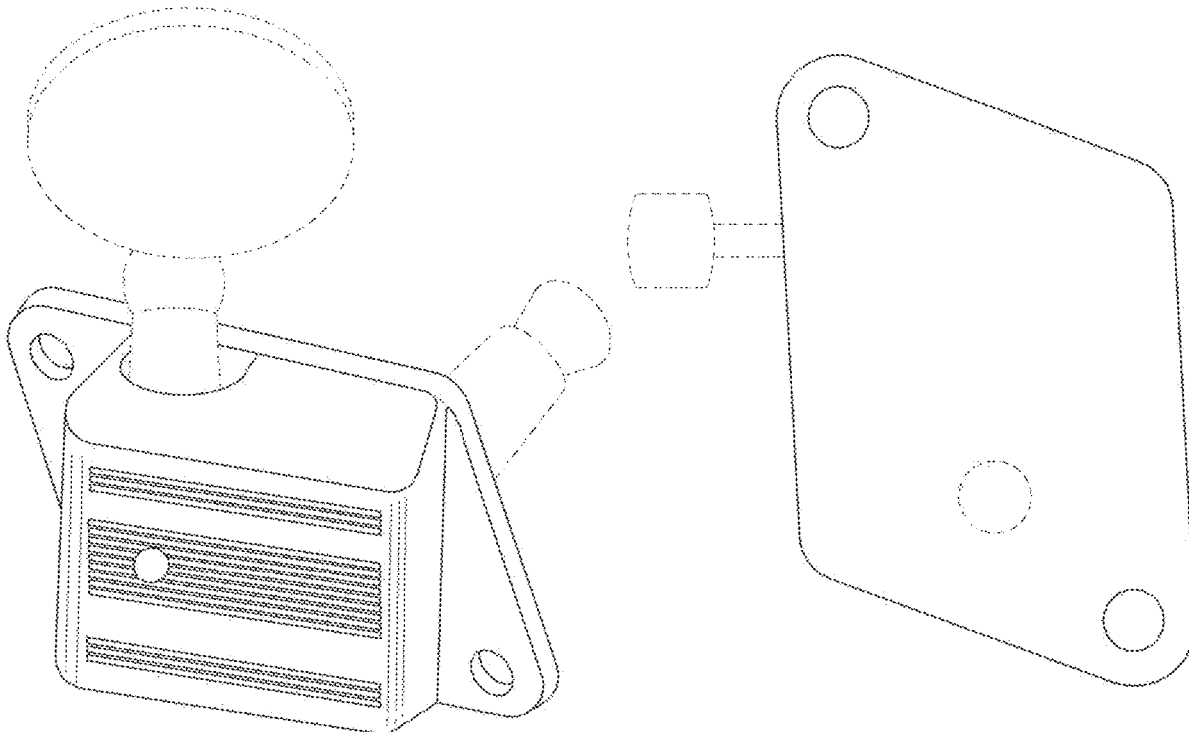
The ornamental design for a tuning machine backplate, as shown and described.

DESCRIPTION

FIG. 1 is a perspective view of my new design; FIG. 2 is a front view thereof; FIG. 3 is a rear view thereof; FIG. 4 is a left-side view thereof; FIG. 5 is a right-side view thereof; FIG. 6 is a first end view thereof; and, FIG. 7 is a second end view thereof. The broken lines are for the purpose of illustrating portions of the tuning machine backplate that form no part of the claimed design.

1 Claim, 5 Drawing Sheets

- (56) **References Cited**
U.S. PATENT DOCUMENTS
D210,981 S * 5/1968 Thompson D17/20
D216,049 S * 11/1969 Dreyer D17/20



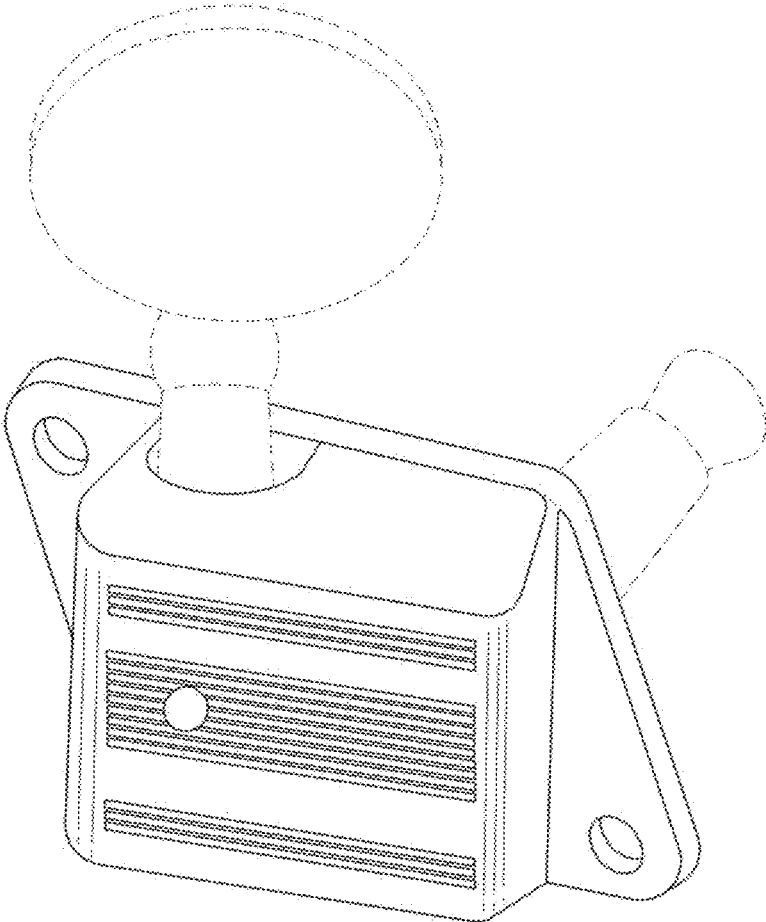


FIG. 1

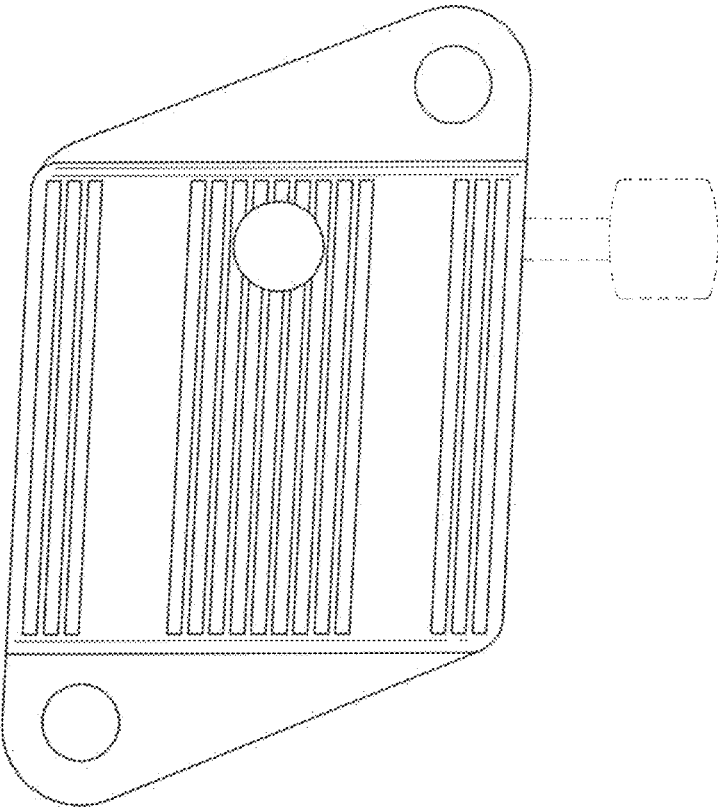


FIG. 2

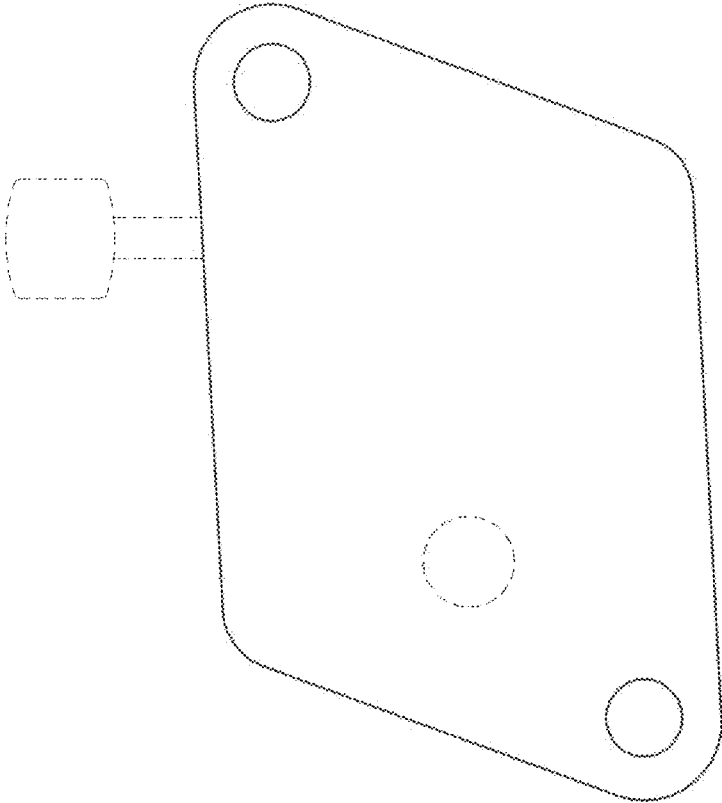


FIG. 3

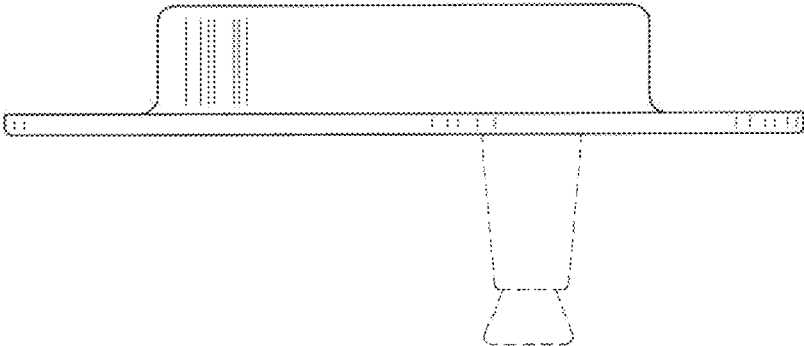


FIG. 4

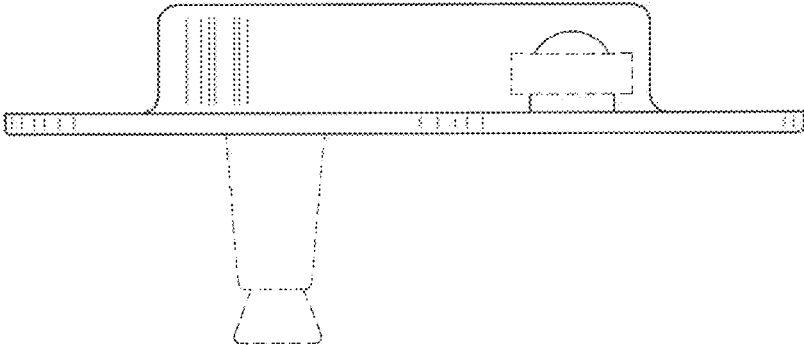


FIG. 5

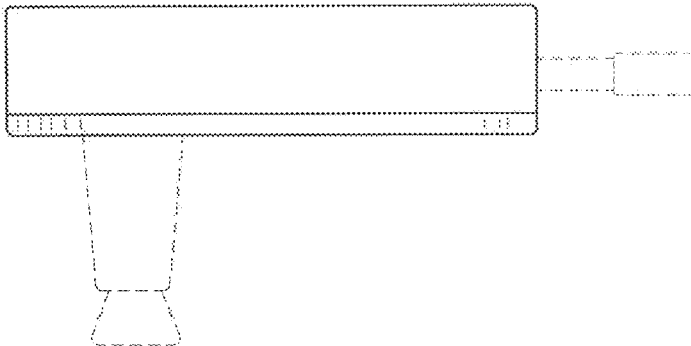


FIG. 6

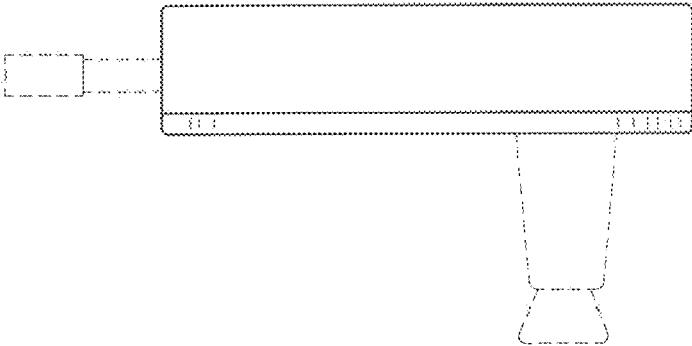


FIG. 7