



US00D869885S

(12) **United States Design Patent**  
**Wilfer**

(10) **Patent No.:** **US D869,885 S**

(45) **Date of Patent:** **\*\* Dec. 17, 2019**

(54) **MULTIPLE GUITAR STAND**

(71) Applicant: **Warwick GmbH & Co. Music Equipment KG**, Markneukirchen (DE)

(72) Inventor: **Hans-Peter Wilfer**, Markneukirchen (DE)

(73) Assignee: **Warwick GmbH & Co. Music Equipment KG**, Markneukirchen (DE)

(\*\*) Term: **15 Years**

(21) Appl. No.: **29/654,645**

(22) Filed: **Jun. 26, 2018**

(30) **Foreign Application Priority Data**

Jan. 19, 2018 (EM) ..... 004672426

(51) **LOC (12) Cl.** ..... **06-06**

(52) **U.S. Cl.**  
USPC ..... **D6/682.2**

(58) **Field of Classification Search**  
USPC ..... D6/672, 673, 682, 682.1, 682.2, 682.3, D6/682.4; D7/601; D17/20, 99  
CPC ..... G10G 5/00; G10G 7/00; G10G 7/005  
See application file for complete search history.

(56) **References Cited**

**U.S. PATENT DOCUMENTS**

D278,670 S \* 5/1985 Schoenig ..... D6/681.1  
D295,814 S \* 5/1988 Chang ..... D6/682  
D319,926 S \* 9/1991 Solomon ..... D6/312  
D333,770 S \* 3/1993 Jureckson ..... D8/71  
5,556,064 A \* 9/1996 Cowe ..... F16M 11/24  
248/172  
D375,834 S \* 11/1996 Meisner ..... D3/274  
(Continued)

Primary Examiner — Kelley A Donnelly

(74) *Attorney, Agent, or Firm* — Scarinci Hollenbeck, LLC; Libby Babu Varghese

(57) **CLAIM**

The ornamental design for a multiple guitar stand, as shown and described.

**DESCRIPTION**

FIG. 1 is a perspective view of a multiple guitar stand in the extended position;

FIG. 2 is a left-side view of a multiple guitar stand in the extended position;

FIG. 3 is a right-side view of a multiple guitar stand in the extended position;

FIG. 4 is a top view of a multiple guitar stand in the extended position;

FIG. 5 is a back view of a multiple guitar stand in the extended position;

FIG. 6 is a front view of a multiple guitar stand in the extended position;

FIG. 7 is a bottom view of a multiple guitar stand in the extended position;

FIG. 8 is a perspective view of a multiple guitar stand in the retracted position;

FIG. 9 is a left-view of a multiple guitar stand in the retracted position;

FIG. 10 is a right-view of a multiple guitar stand in the retracted position;

FIG. 11 is a top view of a multiple guitar stand in the retracted position;

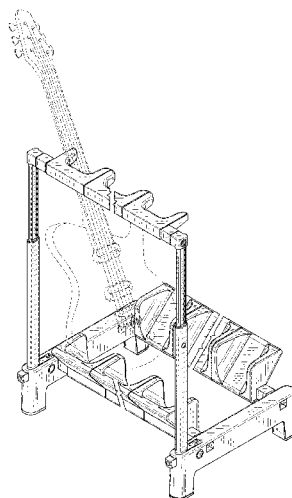
FIG. 12 is a back view of a multiple guitar stand in the retracted position;

FIG. 13 is a front view of a multiple guitar stand in the retracted position; and,

FIG. 14 is a bottom view of a multiple guitar stand in the retracted position.

The elements shown in broken lines do not form any part of the claimed design. The break lines shown in FIGS. 1, 4, 5, 6, 7, 8, 11, 12, 13, and 14 are not part of the claimed design and represent that no particular length is claimed.

**1 Claim, 14 Drawing Sheets**



(56)

**References Cited**

## U.S. PATENT DOCUMENTS

D538,554	S	*	3/2007	Tai .....	D6/682
D648,572	S	*	11/2011	Werner .....	D6/682.4
D675,039	S	*	1/2013	Foisy .....	D6/682.1
D679,117	S	*	4/2013	Werner .....	D6/682.4
D702,065	S	*	4/2014	Moore .....	D6/682.4
D756,692	S	*	5/2016	Hallett .....	D6/682.4
D806,188	S	*	12/2017	Petek .....	D21/686
D807,447	S	*	1/2018	Meredith .....	D21/691

\* cited by examiner

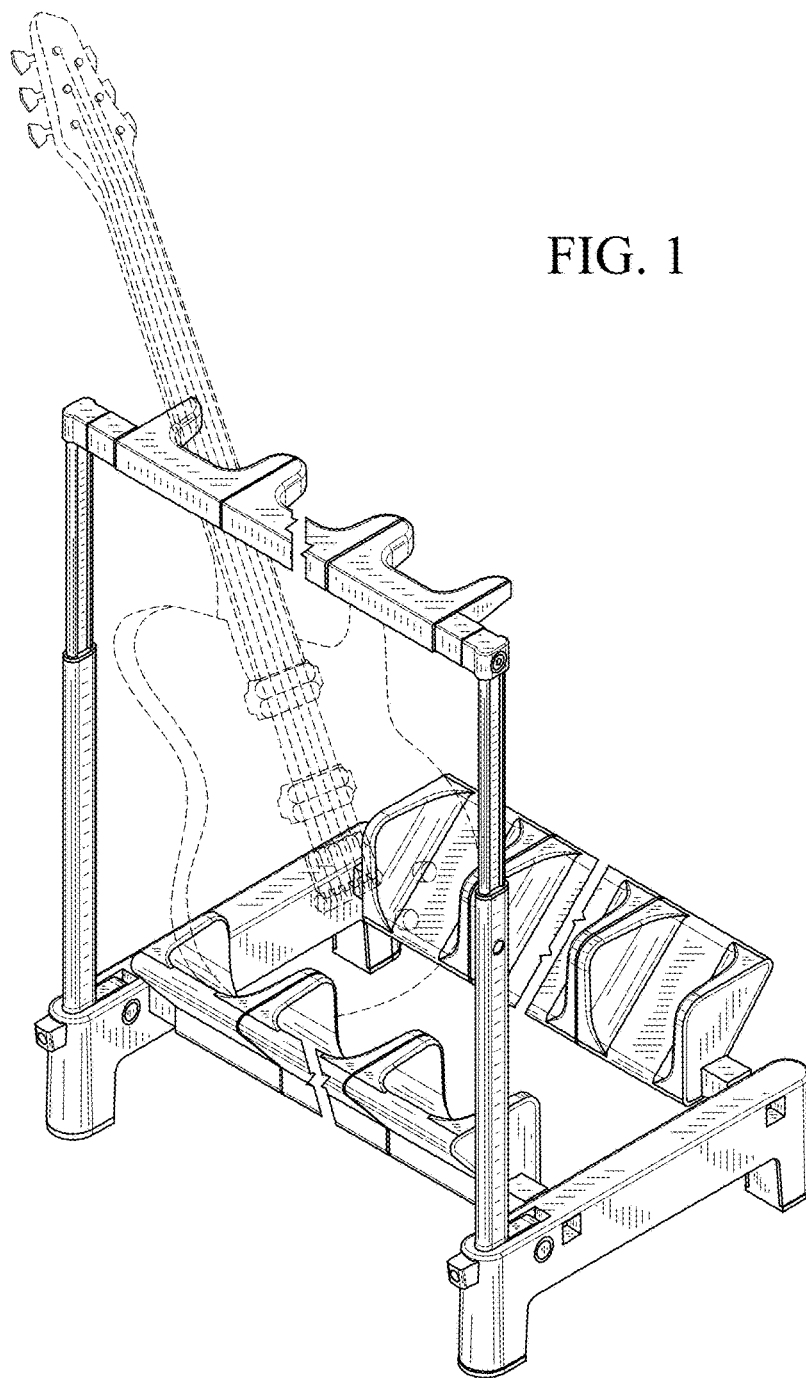


FIG. 1

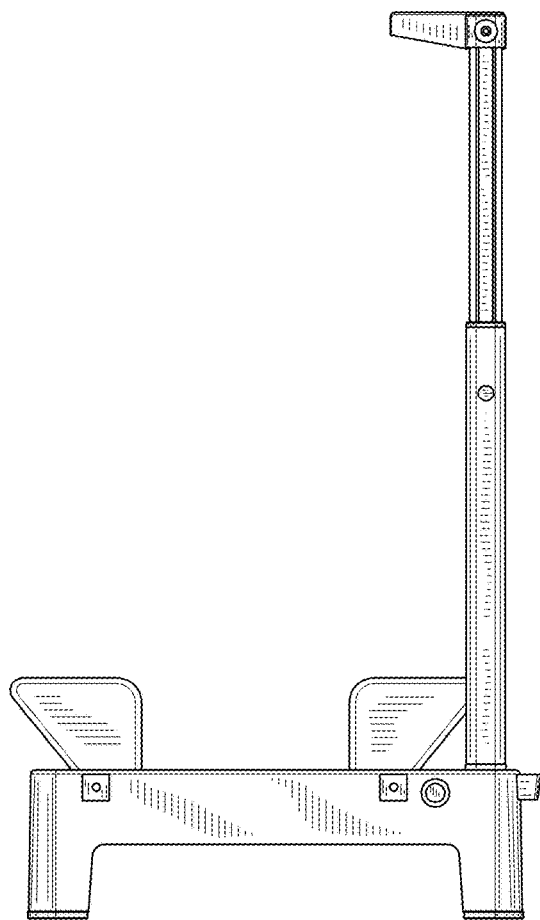


FIG. 2

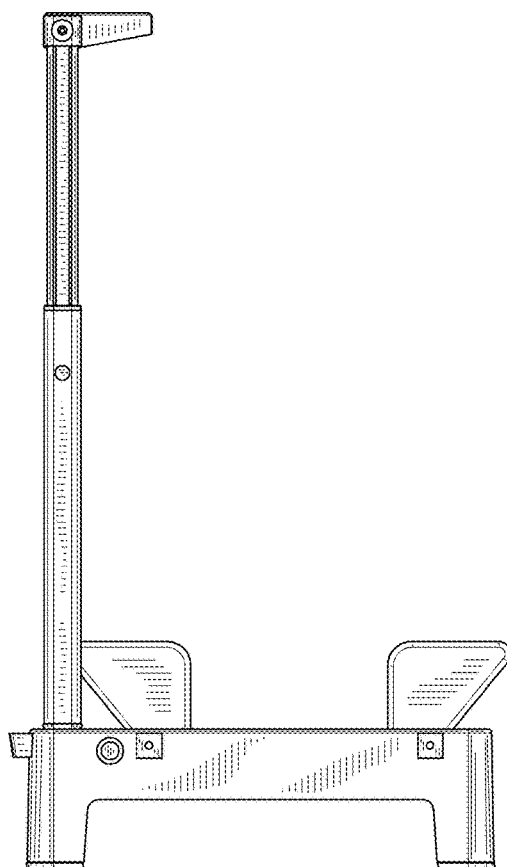


FIG. 3

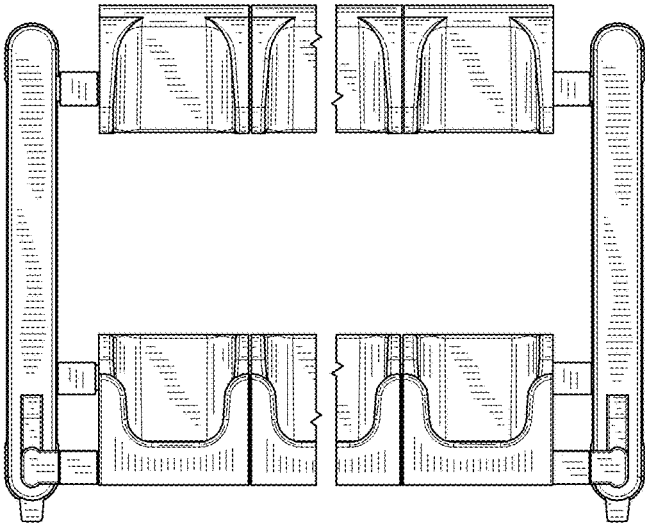


FIG. 4

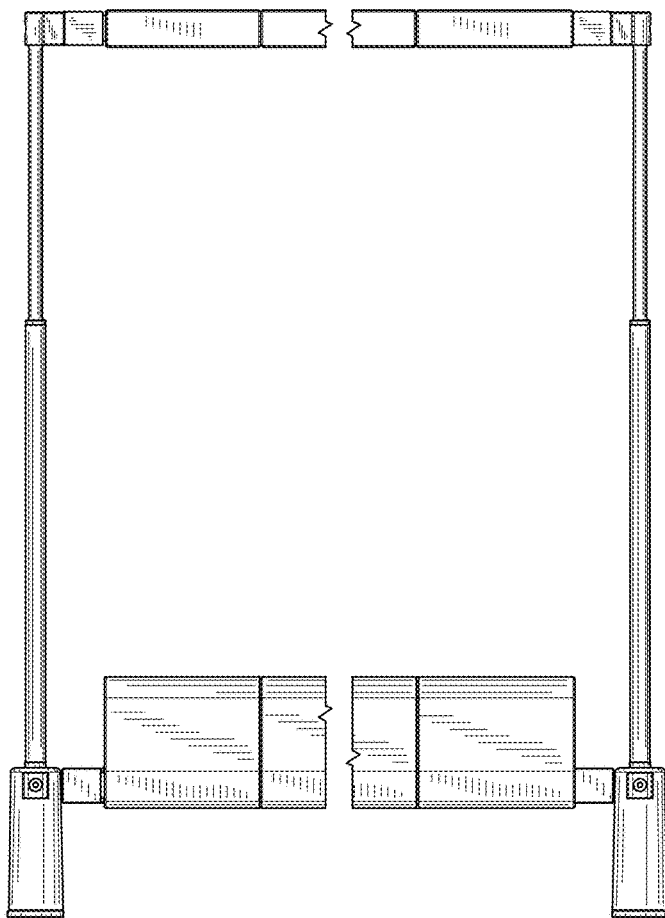


FIG. 5

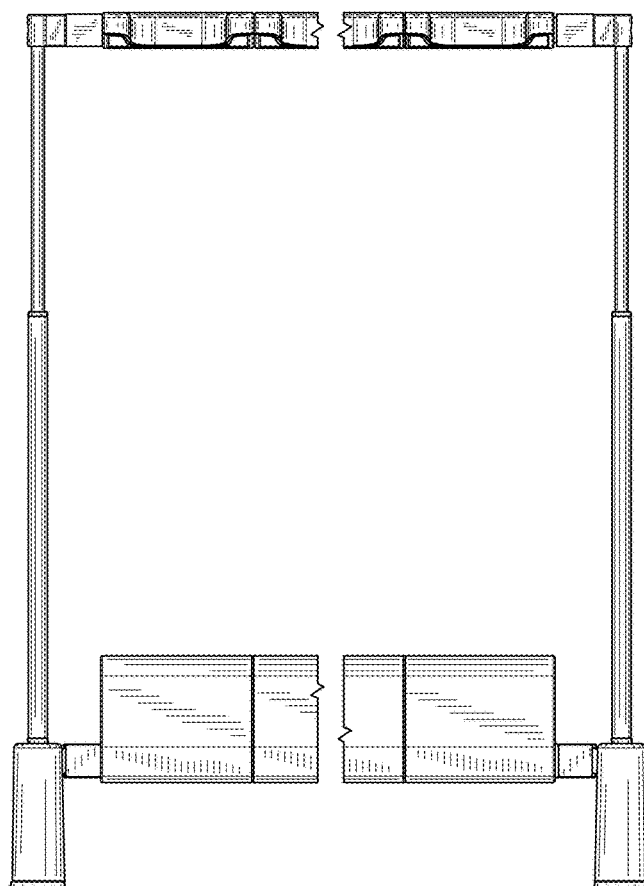


FIG. 6



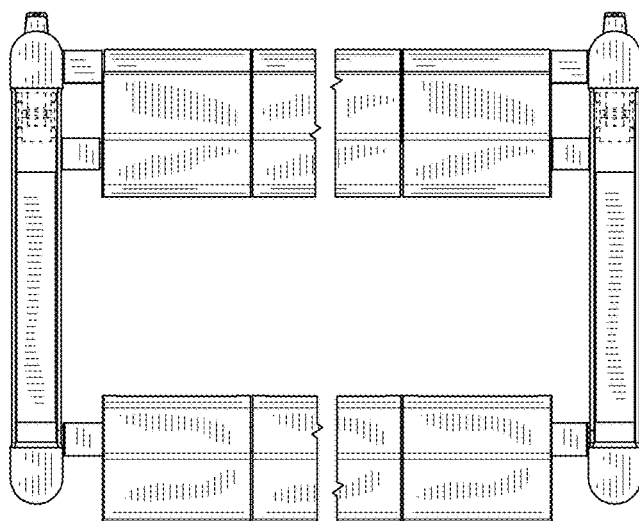


FIG. 7

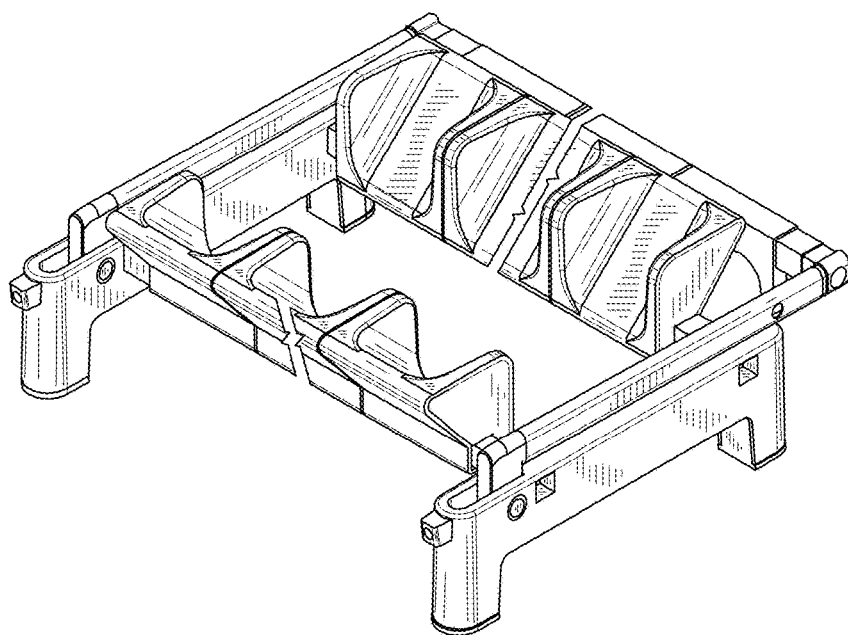


FIG. 8

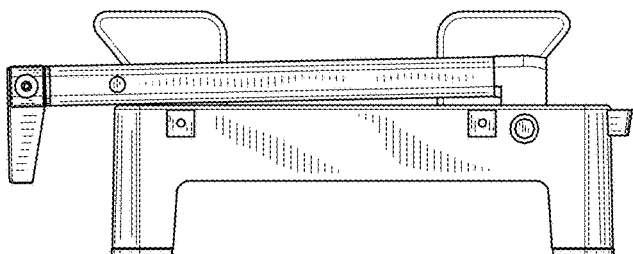


FIG. 9

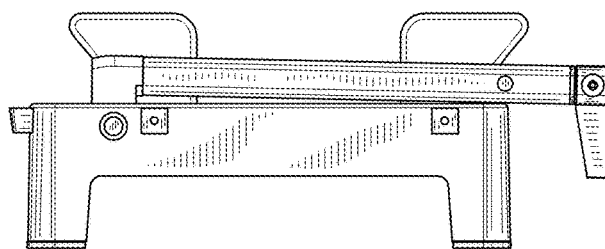


FIG. 10

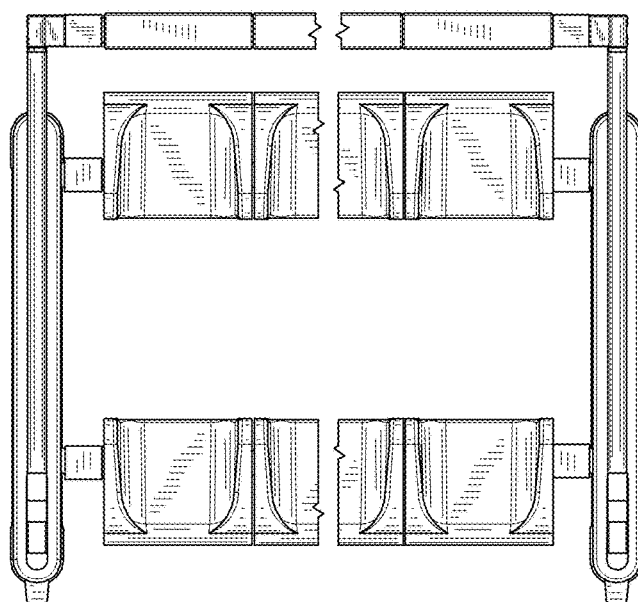


FIG. 11

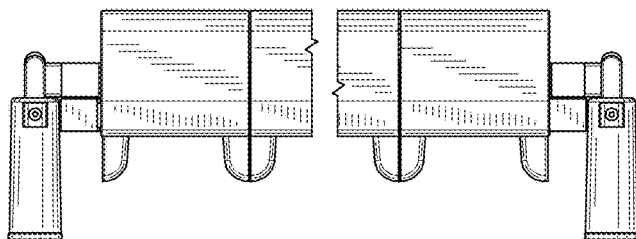


FIG. 12

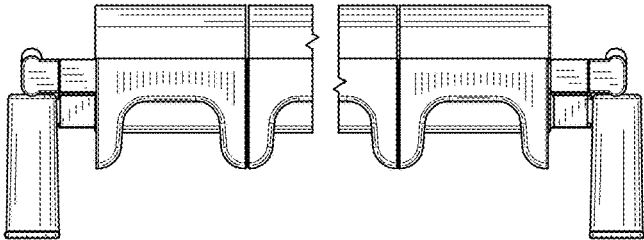


FIG. 13

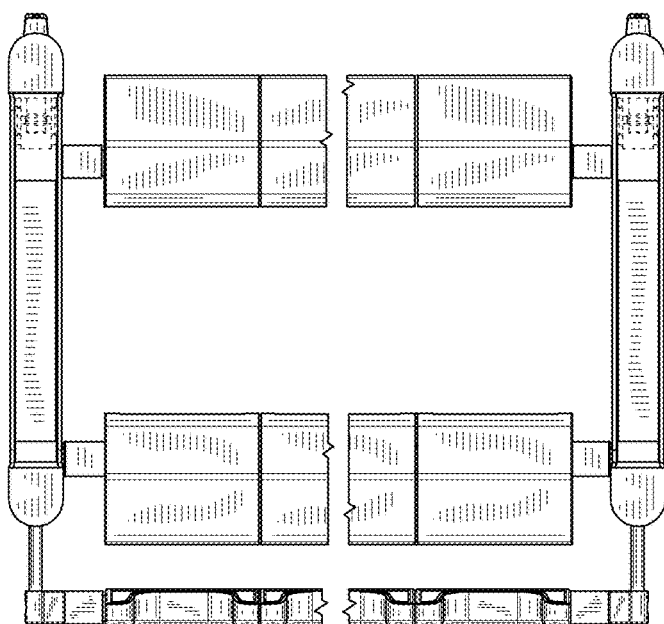


FIG. 14