

- Sistemas de alarma, dispositivos portátiles o de vigilancia, entre otros.
- Fabricación que evita fugas de electrolitos
- Resistencia a vibraciones.

❖ Especificaciones

Voltaje nominal (V)

12V

Capacidad (Ah)

9Ah

Carga de voltaje constante

Ciclo de uso 14.4 - 15.0V

Uso en espera 13.5 - 13.8V

Corriente inicial inferior a 2.7 A

No haga cortocircuito

Corriente de carga máx. 2.1 A (25°C)

Corriente de descarga máx. 105 A

5sec (25°C)

Terminales

F1 (4.75)

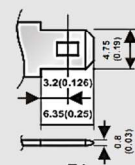
Material

ABS UL94 HB


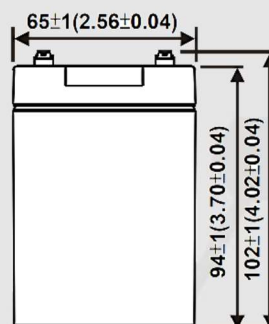


❖ Dimensiones

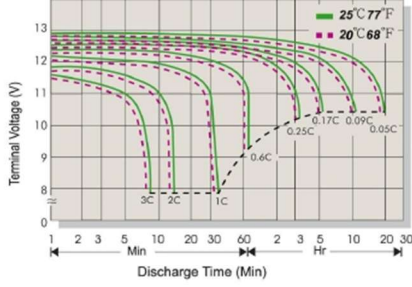
Longitud (L)	151±1 (5.94±0.04)
Ancho (W)	65±1 (2.56±0.04)
Altura (H)	94±1 (3.70±0.04)
Altura total (HT)	102±1 (4.02±0.04)
Peso Kg	2.25Kg (4.95 lbs)



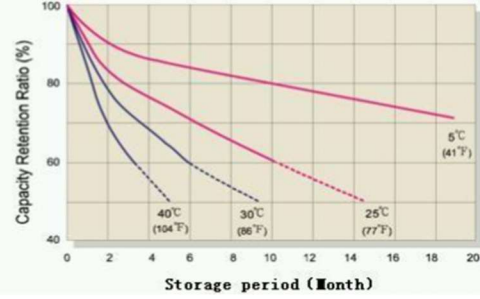
F1
(Faston Tab 187)



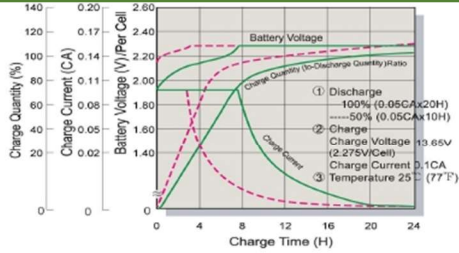
Terminal Voltage (V) and Discharge Time



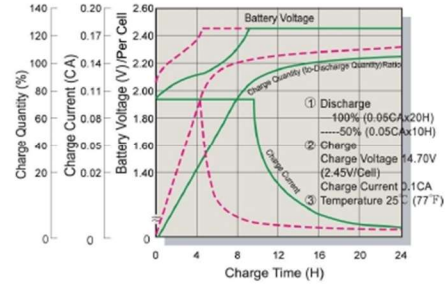
Capacity Retention Characteristic



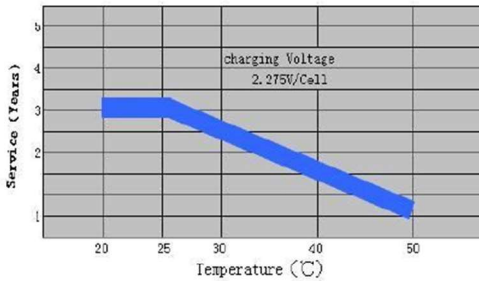
Battery Voltage and Charge Time for Standby Use



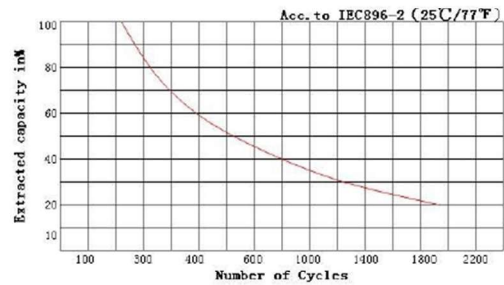
Battery Voltage and Charge Time for Cycle Use



Tickle(or Float) Service Life



Cycle Service Life



Constant Current Discharge (CC, Unit:a) at 25

F.V/Time	5Min	10Min	15Min	27Min	1Hr	2Hr	3Hr	4Hr	5Hr	8Hr	10Hr	20Hr
9.6V	27.5	18.5	12.5	7.50	3.75	2.64	1.90	1.52	1.30	0.92	0.75	0.377
10.2V	27.0	18.0	12.0	7.48	3.72	2.62	1.88	1.50	1.28	0.90	0.74	0.376
10.5V	26.5	17.5	11.5	7.46	3.70	2.60	1.86	1.48	1.26	0.88	0.72	0.375
10.8V	26.0	17.0	11.0	7.44	3.68	2.58	1.84	1.44	1.24	0.84	0.70	0.372

Constant Power Discharge (CP, Unit:W) at 25

F.V/Time	5Min	10Min	15Min	27Min	1Hr	2Hr	3Hr	4Hr	5Hr	8Hr	10Hr	20Hr
9.6V	275	185	125	75.0	37.5	26.4	19.0	15.2	13.0	9.2	7.5	3.77
10.2V	270	180	120	74.8	37.2	26.2	18.8	15.0	12.8	9.0	7.4	3.76
10.5V	265	175	115	74.6	37.0	26.0	18.6	14.8	12.6	8.8	7.2	3.75
10.8V	260	170	110	74.4	36.8	25.8	18.4	14.4	12.4	8.4	7.0	3.72