

MONTHLY TDT ANALYSIS

Statistical and Graphical Reports for month ending: October 31, 2017



Clerk of Court & Comptroller

Report for Month Ending

October 31, 2017



Bay County
Tourist Development Council

November 30, 2017

Tourist Development Council
Bay County, Florida



Council Members:

Attached please find statistical and graphical reports for the month ending October 31, 2017. Reports included herein include the following:

1. The "Revenue Analysis" report reflects actual dollars collected for the period and may include monies for past due taxes from previous reporting periods. This is typically the result of enforcement actions and/or payments against delinquent accounts.
2. The "Value of One Cent" report is formulated on a modified accrual basis, thus tax revenue is reported when earned and paid in the reporting period. Enforcement action collections for prior years are posted on an annualized basis in December, therefore, the December reporting period may be misleading.
3. Statistical and graphic data are presented in accordance with guidelines established by Florida Statute and are based on Gross Rental Receipts reported.

Please be advised that there are inherent limitation to these reports that include but are not limited to:

1. All information is unaudited.
2. Statistical and graphic reports are only for Panama City Beach as Mexico Beach and Panama City have limited property counts.
3. "Gross Receipts" represents only one element in the calculation of the taxes owed.
4. Third party data may be obtained to provide enhanced statistical data such as bedroom counts is outside these regulations.
5. All statistics are based upon tax returns that have been submitted and paid, even when there is no income to report. Statistics are subject to change due to subsequent collections and future enforcement action.
6. Unit counts for hotels, motels and miscellaneous properties are obtained from representatives of those properties.
7. Miscellaneous properties include campgrounds, apartments, duplex / multifamily and timeshare properties.

If I can be of further assistance to the Council, or should you wish to discuss this report further, please do not hesitate to contact me.

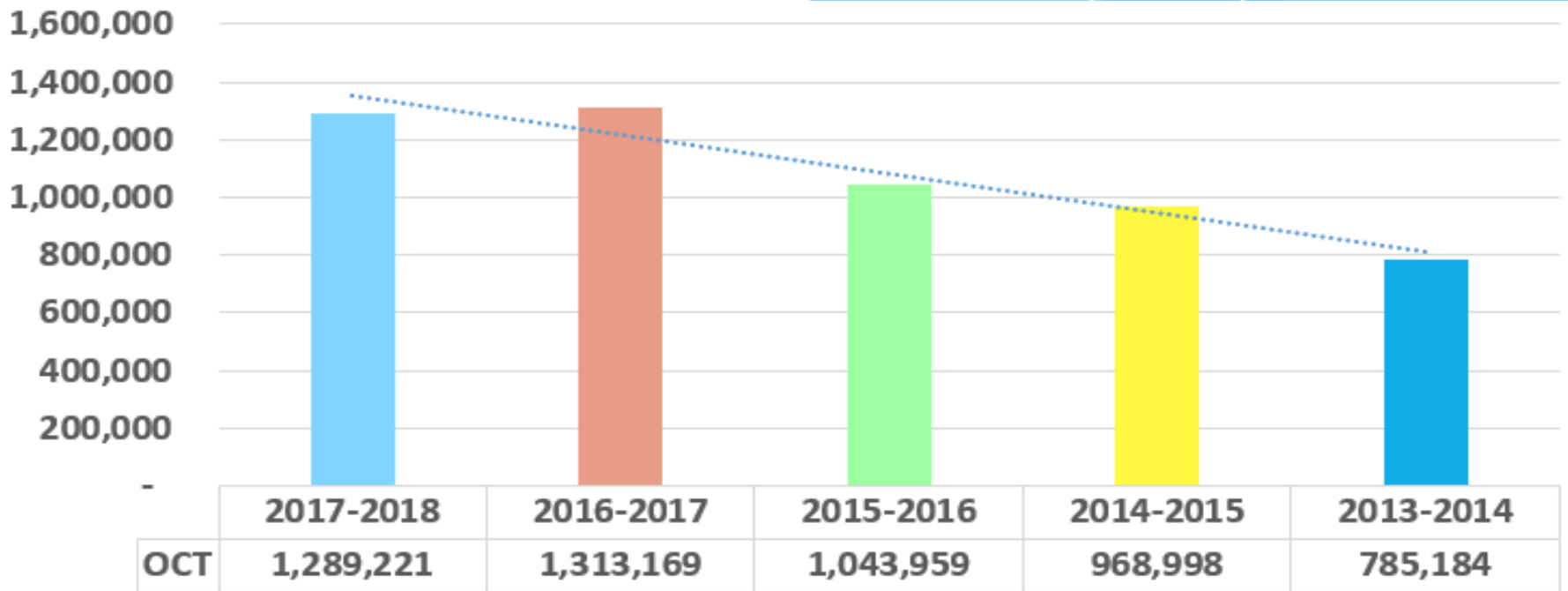
Sincerely,

A handwritten signature in black ink that reads "Bill Kinsaul".

Bill Kinsaul

Clerk of Court and Comptroller

Revenue Analysis Panama City Beach



Value of One Cent Panama City Beach

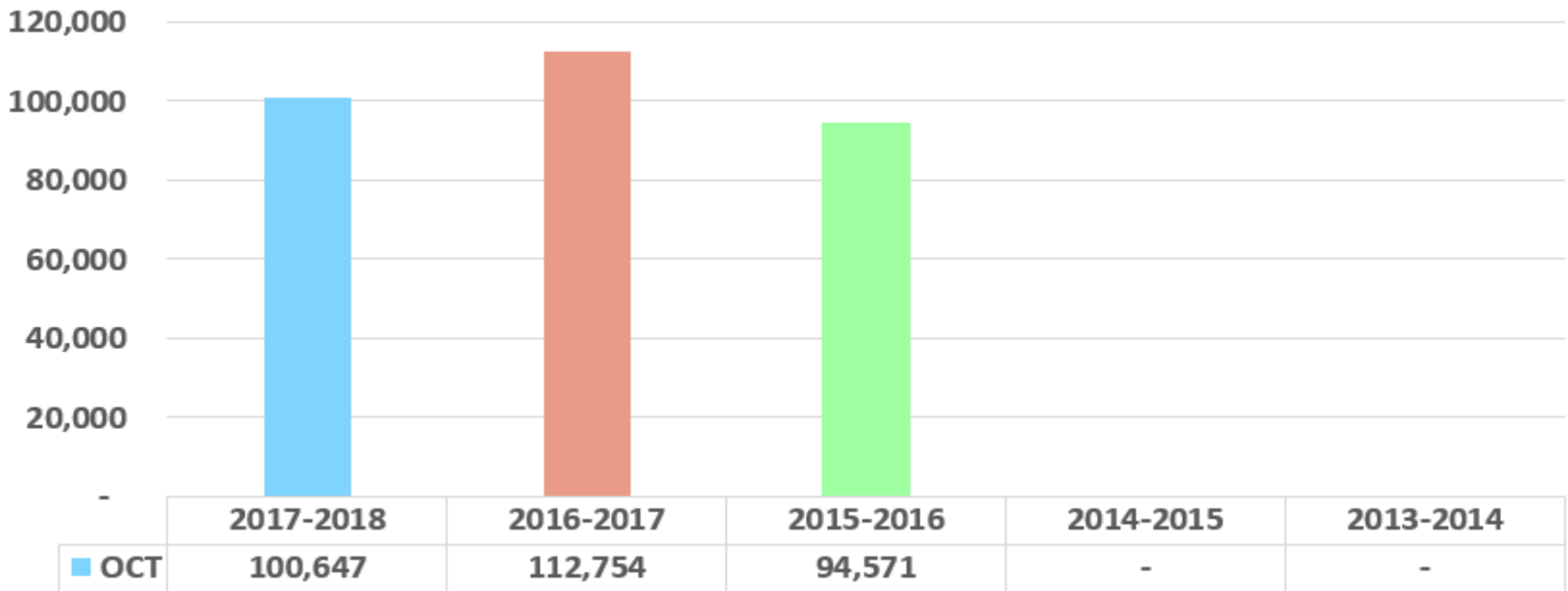
Note: This report represents an accrual basis accounting of the value of one cent of collections within the month/year presented. These figures change over time due to past due collections.



Value of One Cent Panama City Beach Fiscal Years Ending September 30, 2018 and 2017

Month	2017-2018 As of 11/30/17	2016-2017 As of 11/30/16	\$ Variance	% Variance	2016-2017 FINAL 11/30/17
October	\$ 251,428	\$ 255,413	\$ (3,985)	-1.56%	\$ 260,380
November			0	n/a	
December			0	n/a	
January			0	n/a	
February			0	n/a	
March			0	n/a	
April			0	n/a	
May			0	n/a	
June			0	n/a	
July			0	n/a	
August			0	n/a	
September			0	n/a	
Total	\$ 251,428	\$ 255,413	\$ (3,985)	-1.56%	\$ 260,380

Revenue Analysis Panama City



Value of One Cent Panama City

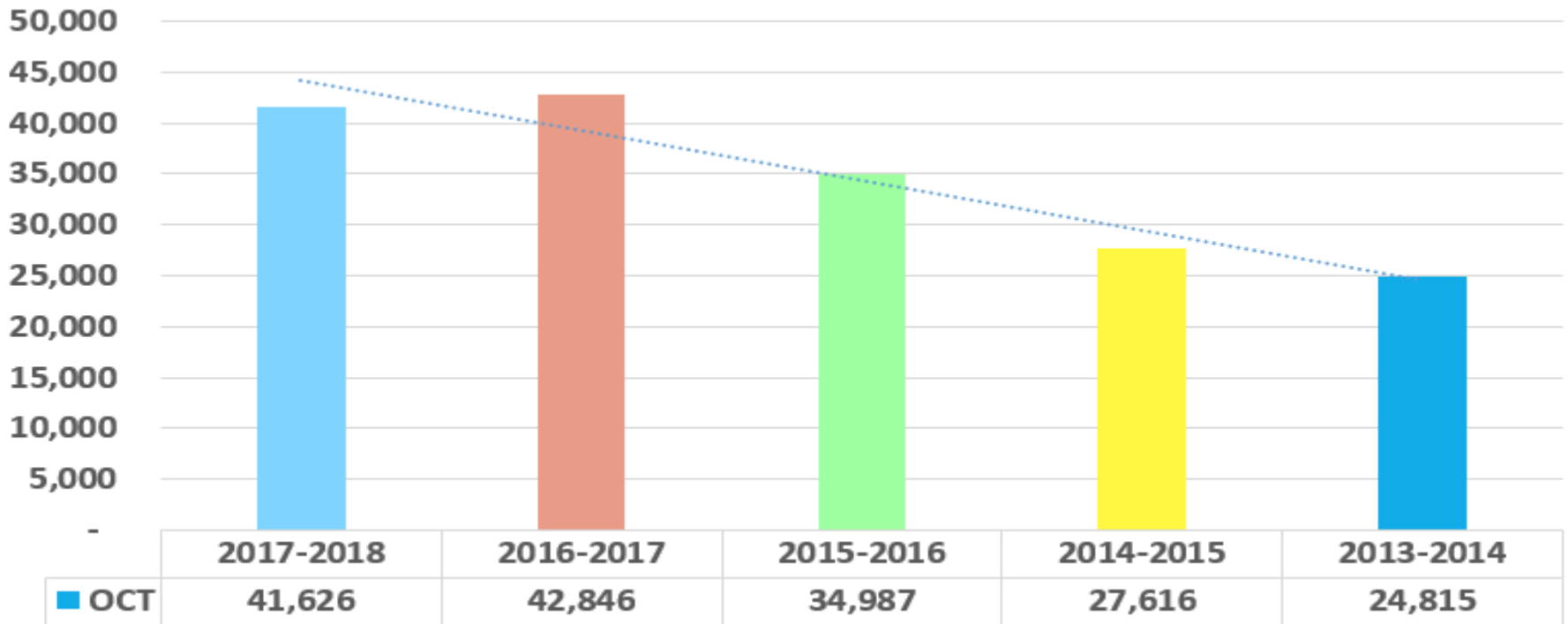
Note: This report represents an accrual basis accounting of the value of one cent of collections within the month/year presented. These figures change over time due to past due collections.



Value of One Cent Panama City Fiscal Years Ending September 30, 2018 and 2017

Month	2017-2018 As of 11/30/17	2016-2017 As of 11/30/16	\$ Variance	% Variance	2016-2017 FINAL 11/30/17
October	\$ 20,119	\$ 22,258	\$ (2,139)	-9.61%	\$22,369
November			0	n/a	
December			0	n/a	
January			0	n/a	
February			0	n/a	
March			0	n/a	
April			0	n/a	
May			0	n/a	
June			0	n/a	
July			0	n/a	
August			0	n/a	
September			0	n/a	
Total	\$ 20,119	\$ 22,258	\$ (2,139)	-9.61%	\$22,369

Revenue Analysis Mexico Beach



Value of One Cent Mexico Beach

Note: This report represents an accrual basis accounting of the value of one cent of collections within the month/year presented. These figures change over time due to past due collections.



Value of One Cent Mexico Beach Fiscal Years Ending September 30, 2018 and 2017

Month	2017-2018 As of 11/30/17	2016-2017 As of 11/30/16	\$ Variance	% Variance	2016-2017 FINAL 11/30/17
October	\$ 8,230	\$ 8,517	\$ (287)	-3.37%	\$ 8,754
November			0	n/a	
December			0	n/a	
January			0	n/a	
February			0	n/a	
March			0	n/a	
April			0	n/a	
May			0	n/a	
June			0	n/a	
July			0	n/a	
August			0	n/a	
September			0	n/a	
Total	\$ 8,230	\$ 8,517	\$ (287)	-3.37%	\$ 8,754

Schedule of Collection Allocation

Panama City Beach

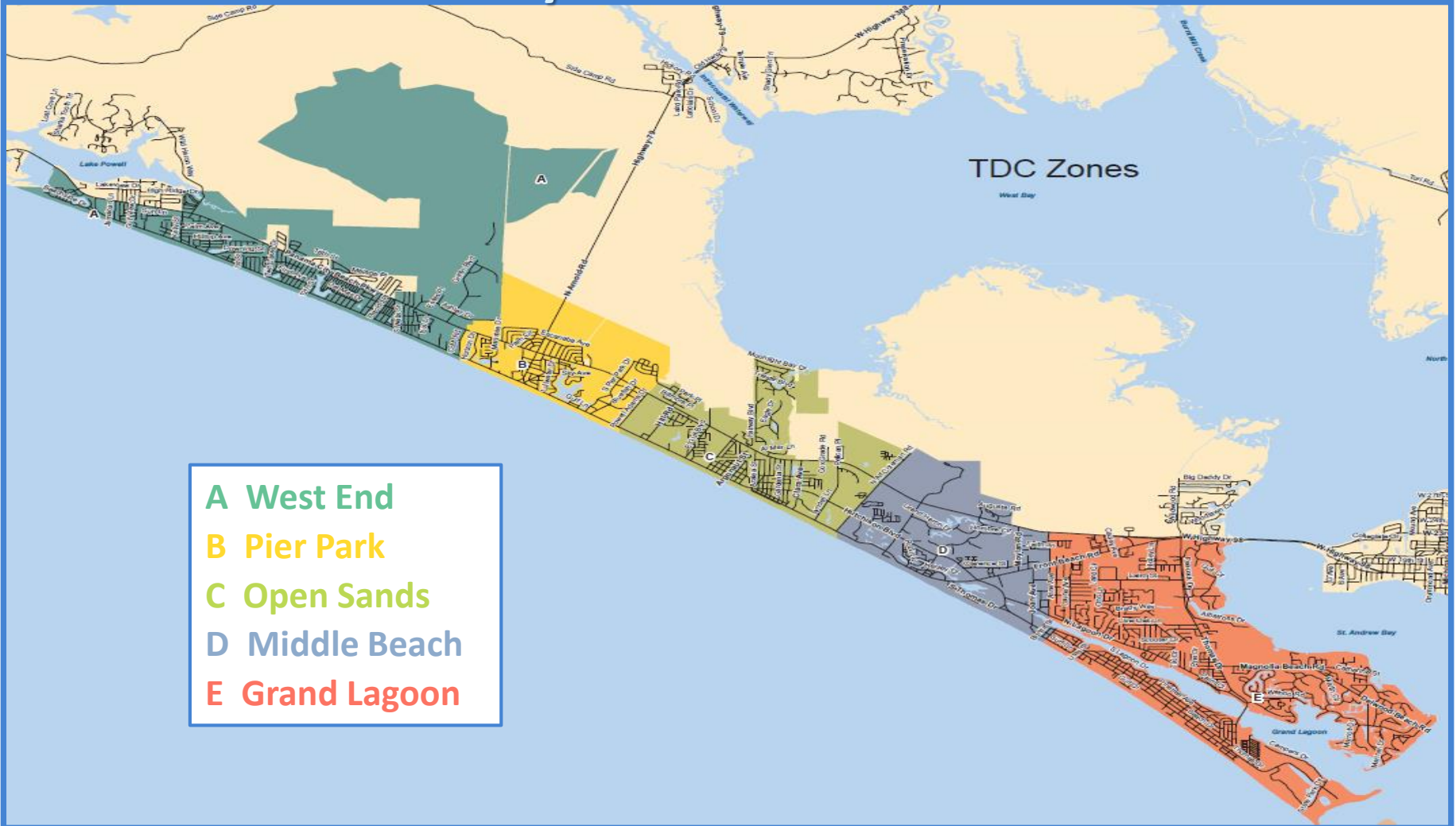
For the month ending October 2017

For the month ending October 2016

	Current period	Prior periods	Total	Current period	Prior periods	Total
Taxes	\$ 1,249,033	\$ 31,895	\$ 1,280,929	\$ 1,268,020	\$ 34,633	\$ 1,302,653
Penalties	2,187	4,397	6,585	2,621	6,139	\$ 8,760
Interest	4	1,704	1,708	5	1,363	1,368
Total Collections	\$ 1,251,225	\$ 37,997	\$ 1,289,221	\$ 1,270,646	\$ 42,135	\$ 1,312,781



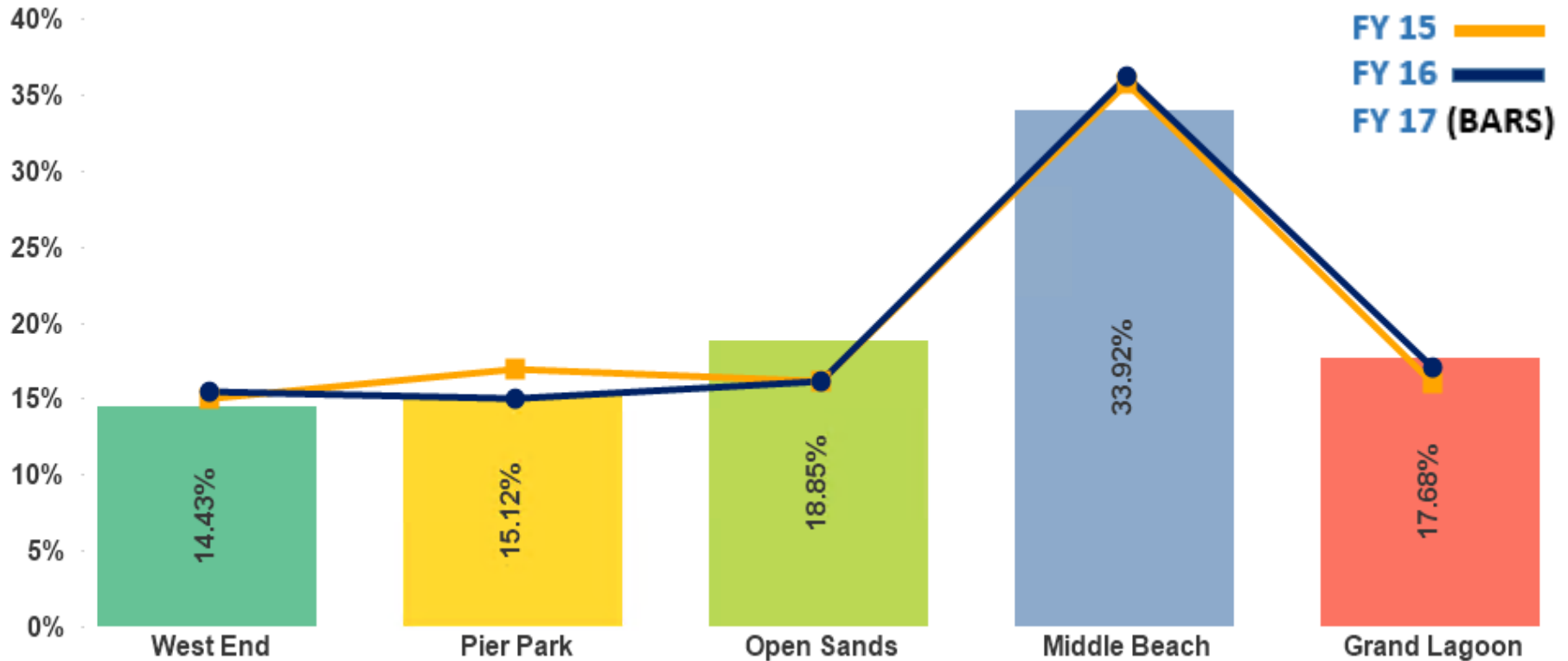
Layout of TDC Zones



Bay County
Tourist Development Council

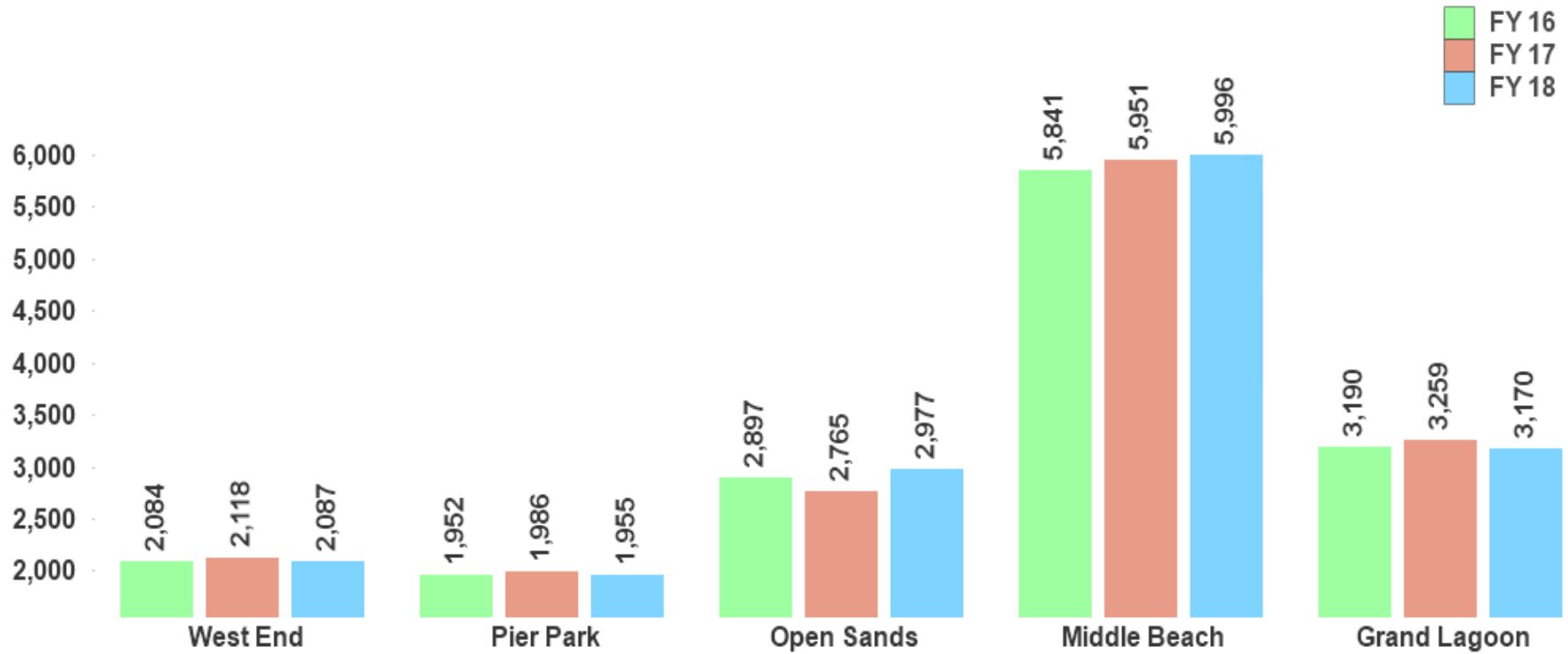
BILL KINSAUL
CLERK OF COURT & COMPTROLLER
BAY COUNTY

Annual % of Gross Receipts by Zones Three Year Comparison



Oct	West End	Pier Park	Open Sands	Middle Beach	Grand Lagoon
FY16	15.02%	17.00%	16.22%	35.74%	16.03%
FY17	15.44%	14.99%	16.14%	36.28%	17.14%
FY18	14.43%	15.12%	18.85%	33.92%	17.68%

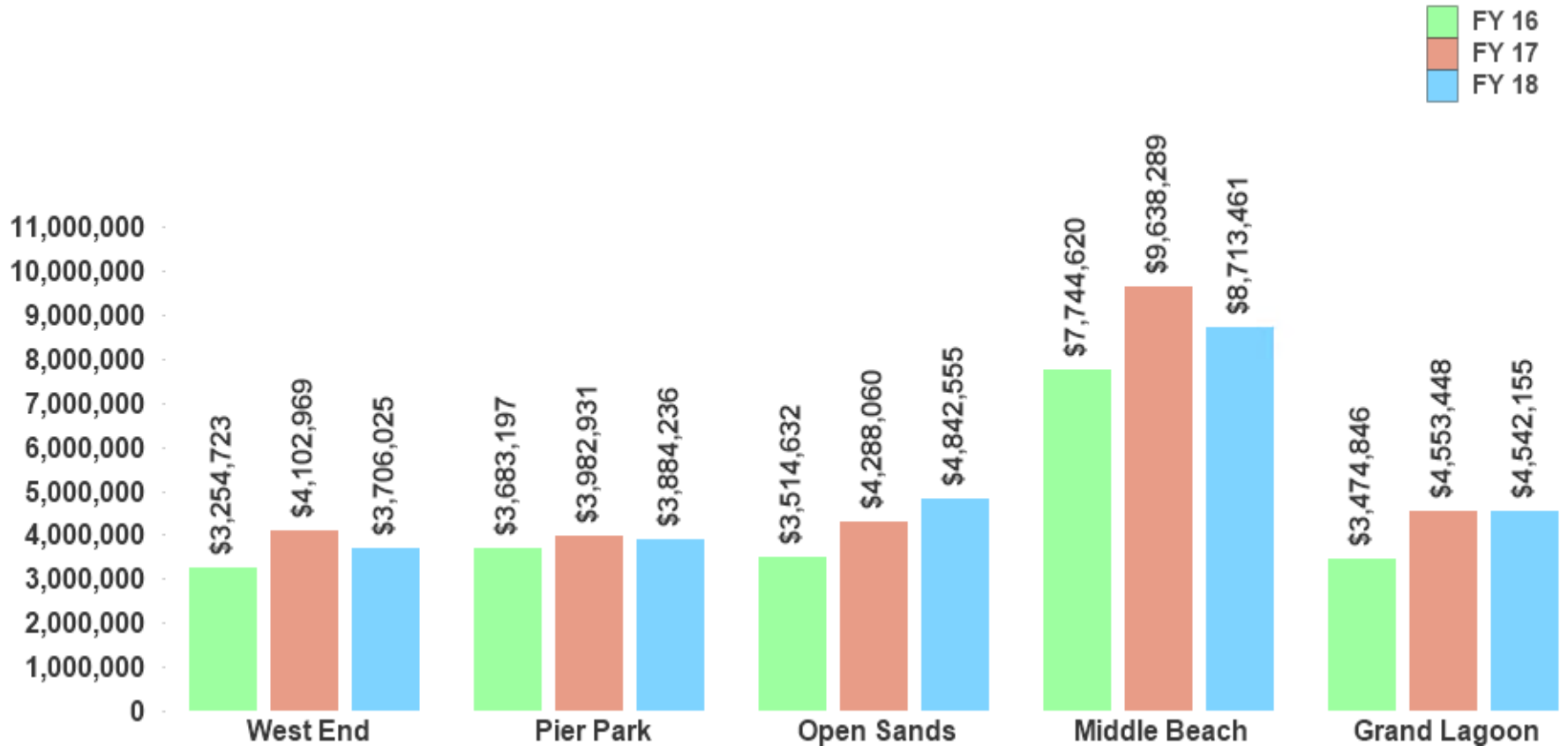
Total Unit Count Three Year October Comparison



	Oct	Nov	Dec	Jan	Feb	Mar	Apr	May	Jun	Jul	Aug	Sep
FY 16	15,964	15,765	16,104	15,656	15,659	16,199	15,812	16,068	16,333	16,180	16,134	16,419
FY 17	16,079	16,091	16,380	16,076	16,138	16,456	16,385	16,429	16,564	16,600	16,485	16,554
FY 18	16,185											

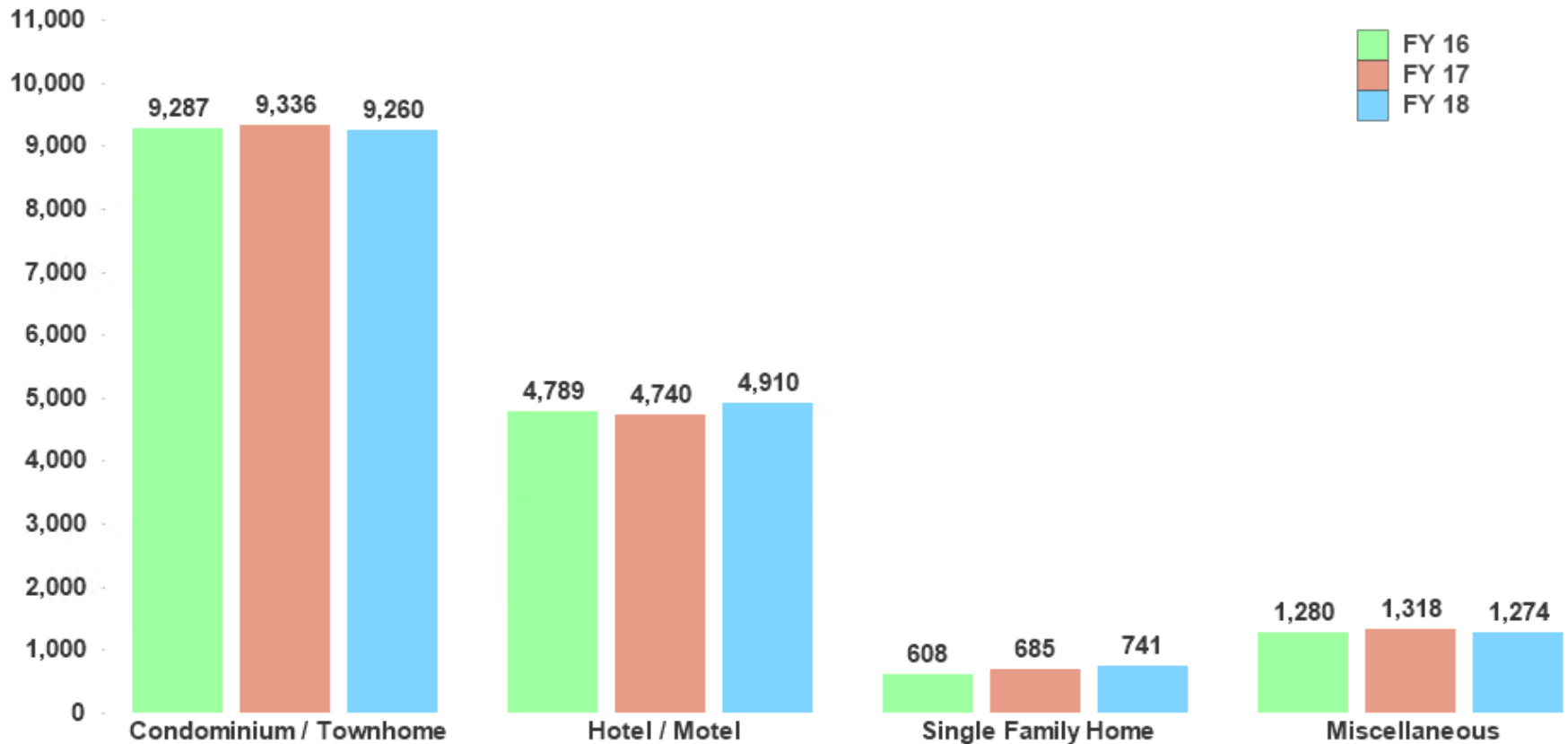


Gross Rental Receipts Three Year October Comparison



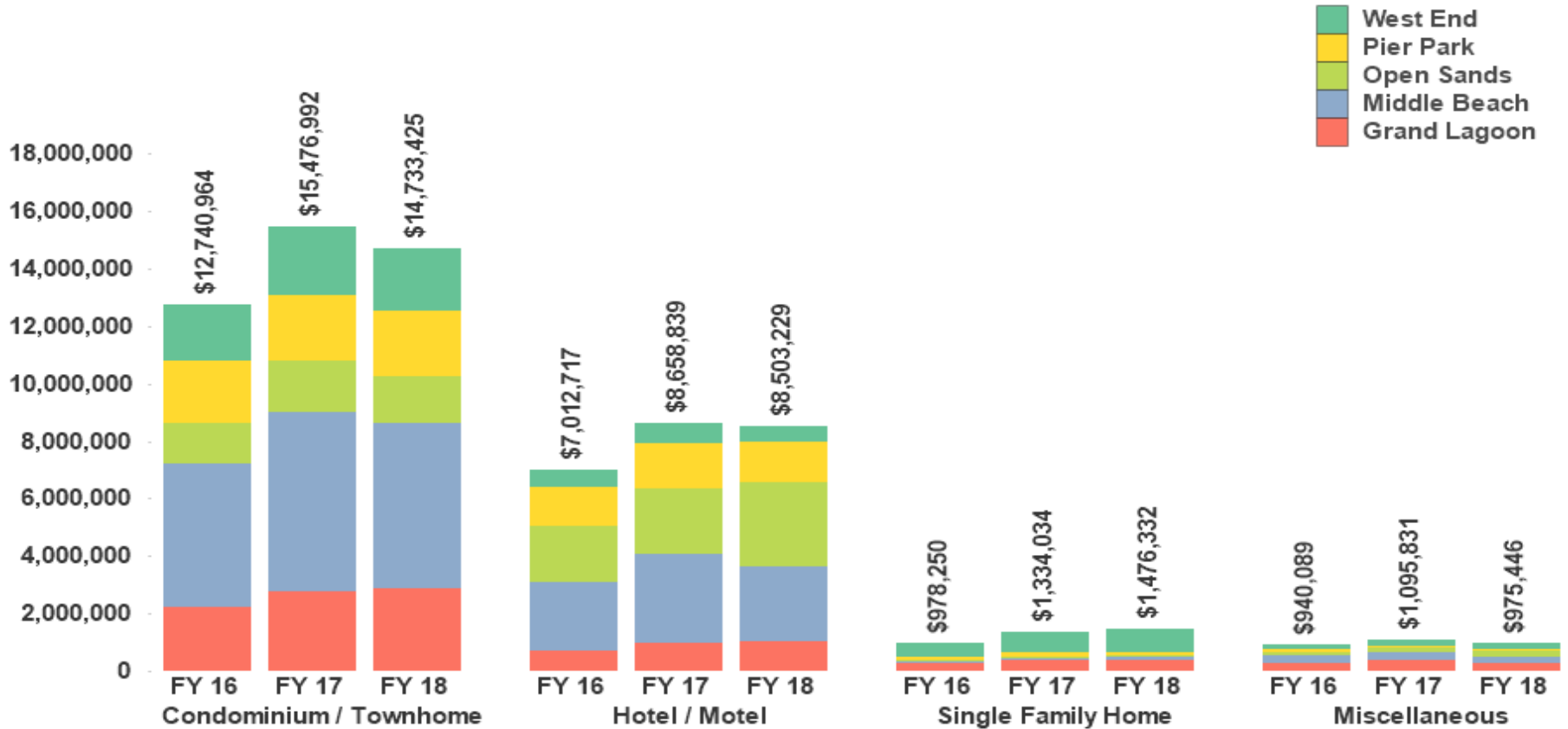
*Rounded to nearest whole dollar per each element

Unit Count by Property Type Three Year October Comparison



Miscellaneous Includes: Campgrounds, Apartments, Duplex / Multi-family and Timeshare properties.

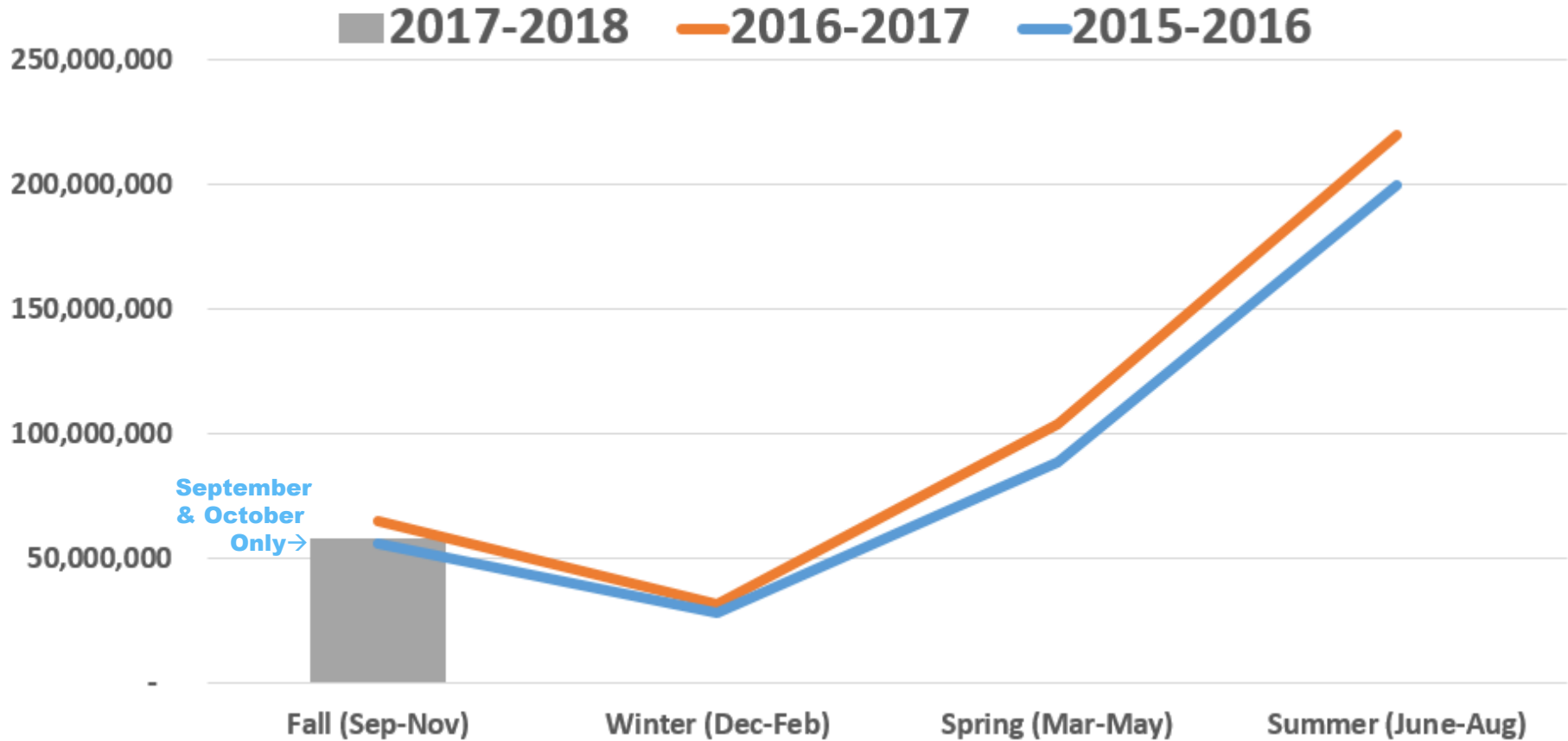
Gross Receipts by Property Type Three Year October Comparison



Miscellaneous Includes: Campgrounds, Apartments, Duplex / Multi-family and Timeshare properties.

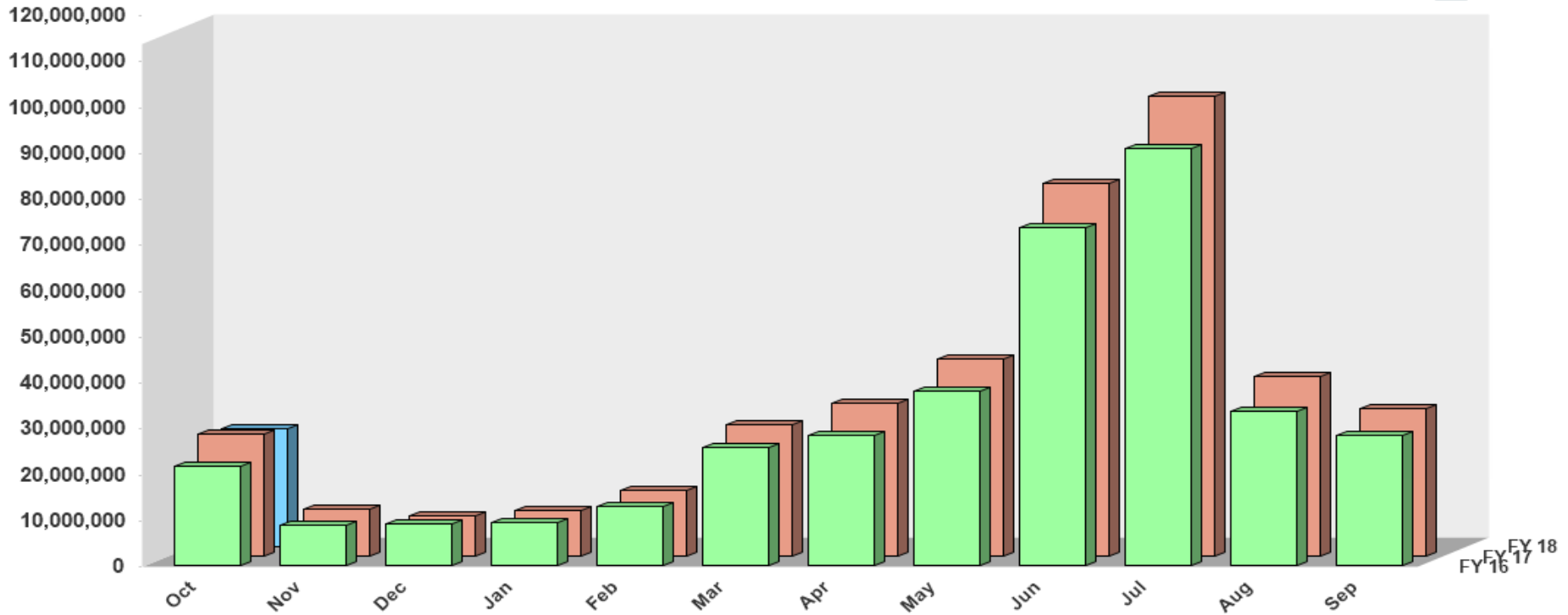
*Rounded to nearest whole dollar per each element

Seasonal Gross Receipts Three Year Comparison



Fiscal Year Ending September 30, 2018

FY 16
FY 17
FY 18



	Oct	Nov	Dec	Jan	Feb	Mar	Apr	May	Jun	Jul	Aug	Sep
FY 16	\$21,672,019	\$8,845,539	\$8,922,167	\$9,299,581	\$12,923,516	\$25,640,798	\$28,282,278	\$37,917,538	\$73,560,057	\$90,707,407	\$33,643,984	\$28,429,060
FY 17	\$26,565,696	\$10,151,640	\$8,830,914	\$9,856,482	\$14,316,471	\$28,660,417	\$33,324,769	\$43,030,952	\$81,292,567	\$100,264,667	\$39,220,095	\$32,229,530
FY 18	\$25,688,432											

*Rounded to nearest whole dollar per each element

MONTHLY TDT DATA DETAIL

Tourist Tax Data and Statistics Report for Panama City Beach Area for month ending: October 31, 2017



**Reporting Units grouped by
Condominium / Townhome property type
for month ending October 31, 2017**

BedRoomGroup	West End	Pier Park	Open Sands	Middle Beach	Grand Lagoon	Total
1 Bedroom	362	517	543	1,580	435	3,437
2 Bedroom	662	501	362	1,573	973	4,071
3+ Bedrooms	215	187	156	856	338	1,752
Total	1,239	1,205	1,061	4,009	1,746	9,260



Panama City Beach

Reporting Gross Receipts grouped by Condominium / Townhome property type for month ending October 31, 2017

BedRoomGroup	West End	Pier Park	Open Sands	Middle Beach	Grand Lagoon	Total
1 Bedroom	\$540,892	\$848,577	\$633,505	\$1,537,500	\$519,051	\$4,079,524
2 Bedroom	\$1,088,579	\$972,823	\$622,826	\$2,273,044	\$1,555,270	\$6,512,543
3+ Bedrooms	\$534,144	\$487,913	\$385,134	\$1,919,940	\$814,227	\$4,141,358
Total	\$2,163,614	\$2,309,313	\$1,641,465	\$5,730,484	\$2,888,549	\$14,733,425



Reporting Units and Gross Receipts for Hotel/Motel, Single Family and Miscellaneous property types for month ending October 31, 2017

Hotel/Motel Units:	4,910
Hotel/Motel Gross Receipts:	\$8,503,229

Single Family Units:	741
Single Family Gross Receipts:	\$1,476,332

Miscellaneous Units:	1,274
Miscellaneous Gross Receipts:	\$975,446

Miscellaneous Includes: Campgrounds, Apartments, Duplex / Multi-family and Timeshare properties.

Supporting Data and Service Contributors



Robert Snaidman



Support Staff



Bay County

Geographic Information Systems

Jennifer Morgan / Chris Mathers



QlikView



GeoQlik

