

MONTHLY TDT ANALYSIS

Statistical and Graphical Reports for month ending: January 31, 2016



Bay County
Tourist Development Council



Clerk of Court & Comptroller

Report for Month Ending

January 31, 2016



Bay County
Tourist Development Council

March 1, 2016

Tourist Development Council
Bay County, Florida

Council Members:



Attached please find statistical and graphical reports for the month and four months ending January 31, 2016. Reports included herein include the following:

1. The "Revenue Analysis" report reflects actual dollars collected for the period and may include monies for past due taxes from previous reporting periods. This is typically the result of enforcement actions and/or payments against delinquent accounts.
2. The "Value of One Cent" report is formulated on a modified accrual basis, thus tax revenue is reported when earned and paid in the reporting period. Enforcement action collections for prior years are posted on an annualized basis in December, therefore, the December reporting period may be misleading.
3. Statistical and graphic data are presented in accordance with guidelines established by Florida Statute and are based on Gross Rental Receipts reported.

Please be advised that there are inherent limitation to these reports that include but are not limited to:

1. All information is unaudited.
2. Statistical and graphic reports are only for Panama City Beach as Mexico Beach and Panama City have limited property counts.
3. "Gross Receipts" represents only one element in the calculation of the taxes owed.
4. Third party data may be obtained to provide enhanced statistical data such as bedroom counts is outside these regulations.
5. All statistics are based upon tax returns that have been submitted and paid, even when there is no income to report. Statistics are subject to change due to subsequent collections and future enforcement action.
6. Unit counts for hotels, motels and miscellaneous properties are obtained from representatives of those properties.
7. Miscellaneous properties include campgrounds, apartments, duplex /multifamily and timeshare properties.

If I can be of further assistance to the Council, or should you wish to discuss this report further, please do not hesitate to contact me.

Sincerely,


Bill Kinsaul

Clerk of Court and Comptroller

Revenue Analysis Panama City Beach



**Bay County
Tourist Development Council**

Revenue Analysis Panama City Beach Fiscal Years Ending September 30, 2016 and 2015

Month	2015-2016	2014-2015	\$ Variance	% Variance
October	\$ 1,043,959	\$ 968,831	\$ 75,128	7.75%
November	480,700	367,803	112,897	30.69%
December	354,738	342,313	12,425	3.63%
January	475,467	446,108	29,359	6.58%
February			0	n/a
March			0	n/a
April			0	n/a
May			0	n/a
June			0	n/a
July			0	n/a
August			0	n/a
September			0	n/a
Total	\$ 2,354,864	\$ 2,125,055	\$ 229,809	10.81%

Value of One Cent Panama City Beach



**Bay County
Tourist Development Council**

Value of One Cent Panama City Beach Fiscal Years Ending September 30, 2016 and 2015

Month	2015-2016	2014-2015	\$ Variance	% Variance
October	\$ 207,373	\$ 192,508	\$ 14,865	7.72%
November	82,652	67,691	14,961	22.10%
December	65,335	80,532	(15,197)	-18.87%
January	86,802	81,129	5,673	6.99%
February			0	n/a
March			0	n/a
April			0	n/a
May			0	n/a
June			0	n/a
July			0	n/a
August			0	n/a
September			0	n/a
Total	\$ 442,162	\$ 421,860	\$ 20,302	4.81%

 **BILL KINSAUL**
CLERK OF COURT
& COMPTROLLER
BAY COUNTY

Revenue Analysis Panama City



**Bay County
Tourist Development Council**

Revenue Analysis Panama City Fiscal Years Ending September 30, 2016 and 2015

Month	2015-2016	2014-2015	\$ Variance	% Variance
October	\$ 94,571	\$ -	\$ 94,571	n/a
November	\$ 66,060	\$ -	\$ 66,060	n/a
December	\$ 62,080	\$ -	\$ 62,080	n/a
January	\$ 78,155	\$ 63,070	\$ 15,085	23.92%
February			\$ -	n/a
March			\$ -	n/a
April			\$ -	n/a
May			\$ -	n/a
June			\$ -	n/a
July			\$ -	n/a
August			\$ -	n/a
September			\$ -	n/a
Total	\$ 300,866	\$ 63,070	\$ 237,796	n/a

Value of One Cent Panama City

Value of One Cent Panama City Fiscal Years Ending September 30, 2016 and 2015

Month	2015-2016	2014-2015	\$ Variance	% Variance
October	\$ 18,096		\$ 18,096	n/a
November	13,438		13,438	n/a
December	12,676		12,676	n/a
January	14,613	13,684	929	6.79%
February			0	n/a
March			0	n/a
April			0	n/a
May			0	n/a
June			0	n/a
July			0	n/a
August			0	n/a
September			0	n/a
Total	\$ 58,823	\$ 13,684	\$ 45,139	n/a



Bay County
Tourist Development Council

 **BILL KINSAUL**
CLERK OF COURT
& COMPTROLLER
BAY COUNTY

Revenue Analysis Mexico Beach



**Bay County
Tourist Development Council**

Revenue Analysis Mexico Beach Fiscal Years Ending September 30, 2016 and 2015

Month	2015-2016	2014-2015	\$ Variance	% Variance
October	\$ 34,987	\$ 27,784	\$ 7,203	25.92%
November	17,261	13,611	3,650	26.82%
December	15,940	13,594	2,346	17.26%
January	22,651	17,982	4,669	25.96%
February			0	n/a
March			0	n/a
April			0	n/a
May			0	n/a
June			0	n/a
July			0	n/a
August			0	n/a
September			0	n/a
Total	\$ 90,839	\$ 72,971	\$ 17,868	24.49%

Value of One Cent Mexico Beach



**Bay County
Tourist Development Council**

Value of One Cent Mexico Beach Fiscal Years Ending September 30, 2016 and 2015

Month	2015-2016	2014-2015	\$ Variance	% Variance
October	\$ 6,888	\$ 5,672	\$ 1,216	21.44%
November	3,448	2,443	1,005	41.14%
December	3,249	4,190	(941)	-22.46%
January	4,161	3,783	378	9.99%
February			0	n/a
March			0	n/a
April			0	n/a
May			0	n/a
June			0	n/a
July			0	n/a
August			0	n/a
September			0	n/a
Total	\$ 17,746	\$ 16,088	\$ 1,658	10.31%

 **BILL KINSAUL**
CLERK OF COURT
& COMPTROLLER
BAY COUNTY

**Schedule of Collection Allocation
Panama City Beach
For the month ending January 2015**

Month	Taxes	Penalties	Interest	Total Collections
Current period collections	440,636	1,108	3	441,747
Prior period collections	27,508	4,582	1,551	33,641
Total collections	468,144	5,690	1,554	475,388

**Schedule of Collection Allocation
Panama City Beach
Fiscal Year to date January 2015**

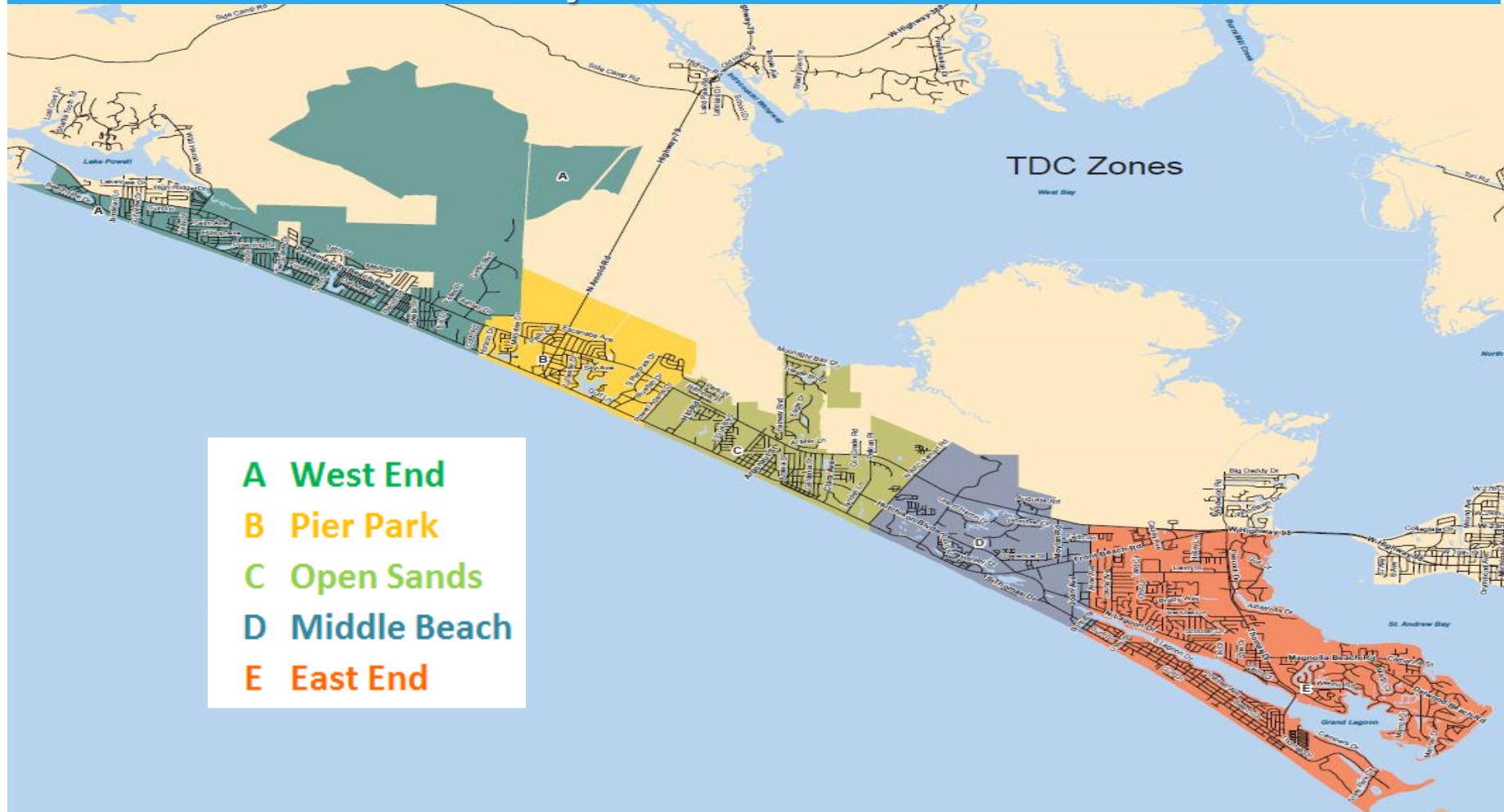
Month	Taxes	Penalties	Interest	Total Collections
Current period collections	2,173,658	5,173	33	2,178,864
Prior period collections	145,465	20,474	9,339	175,278
Total collections	2,319,123	25,647	9,372	2,354,142



**Bay County
Tourist Development Council**

 **BILL KINSAUL
CLERK OF COURT
& COMPTROLLER
BAY COUNTY**

Layout of TDC Zones



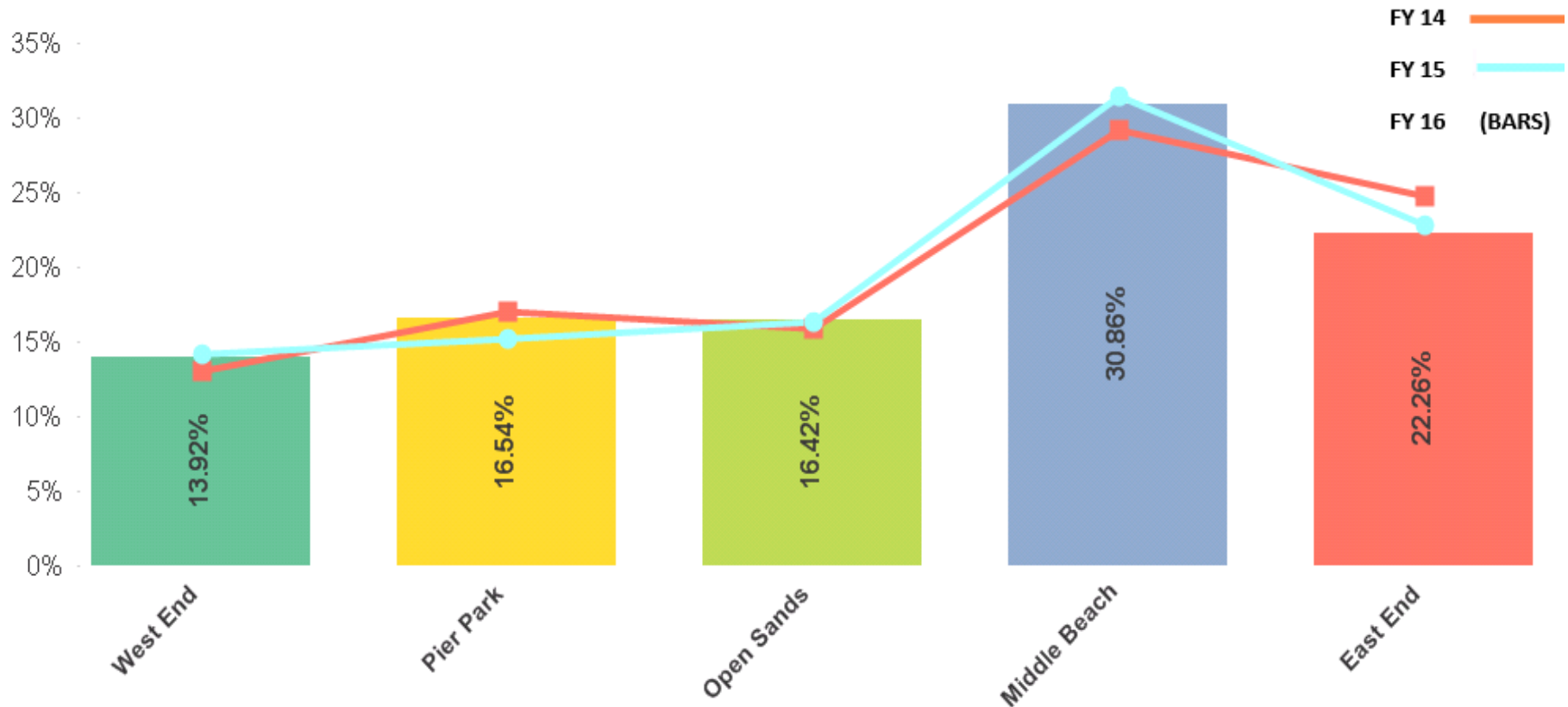
- A West End**
- B Pier Park**
- C Open Sands**
- D Middle Beach**
- E East End**



Bay County
Tourist Development Council

BILL KINSAUL
CLERK OF COURT
& COMPTROLLER
BAY COUNTY

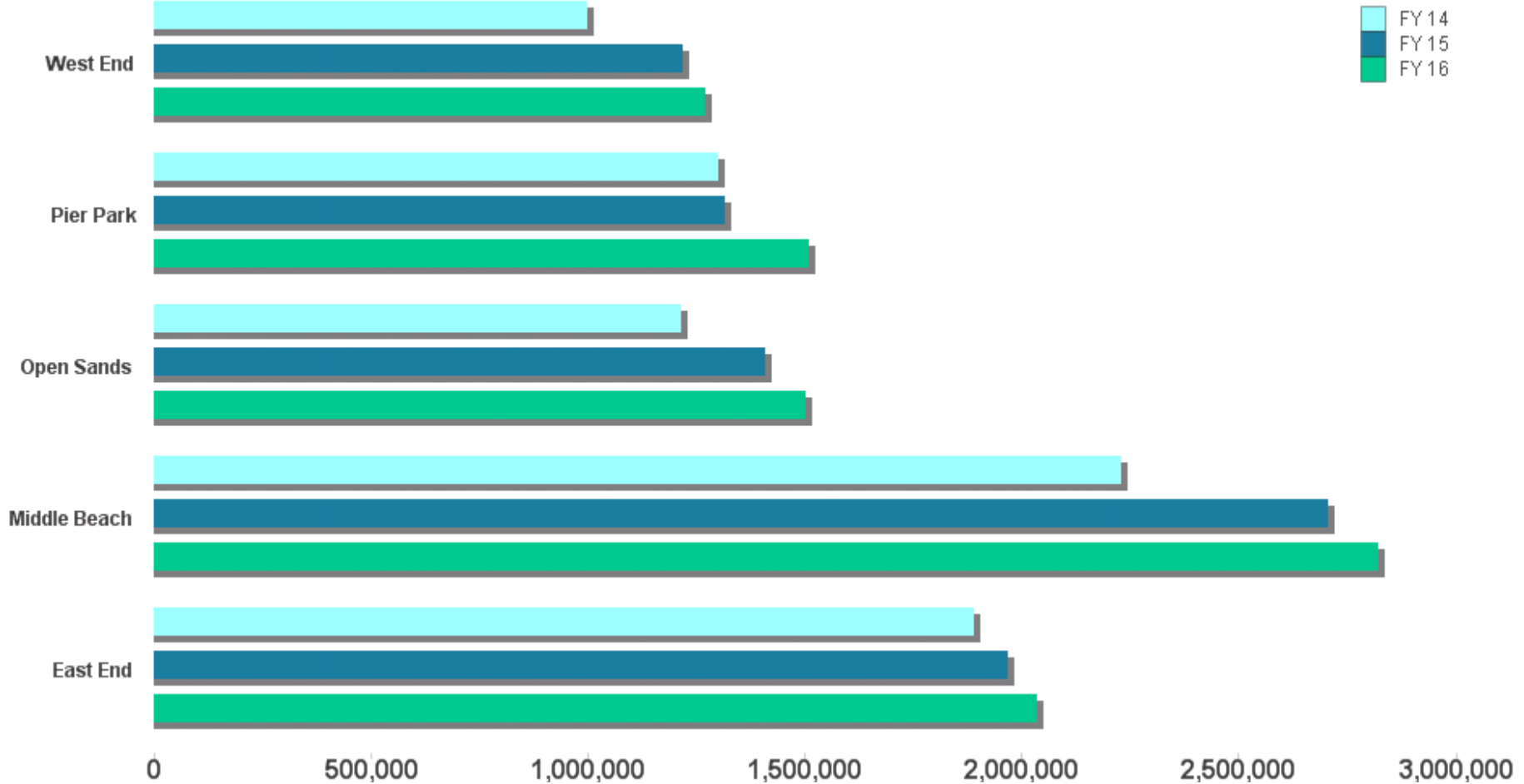
% of Gross Receipts by Zones Three Year January Comparison



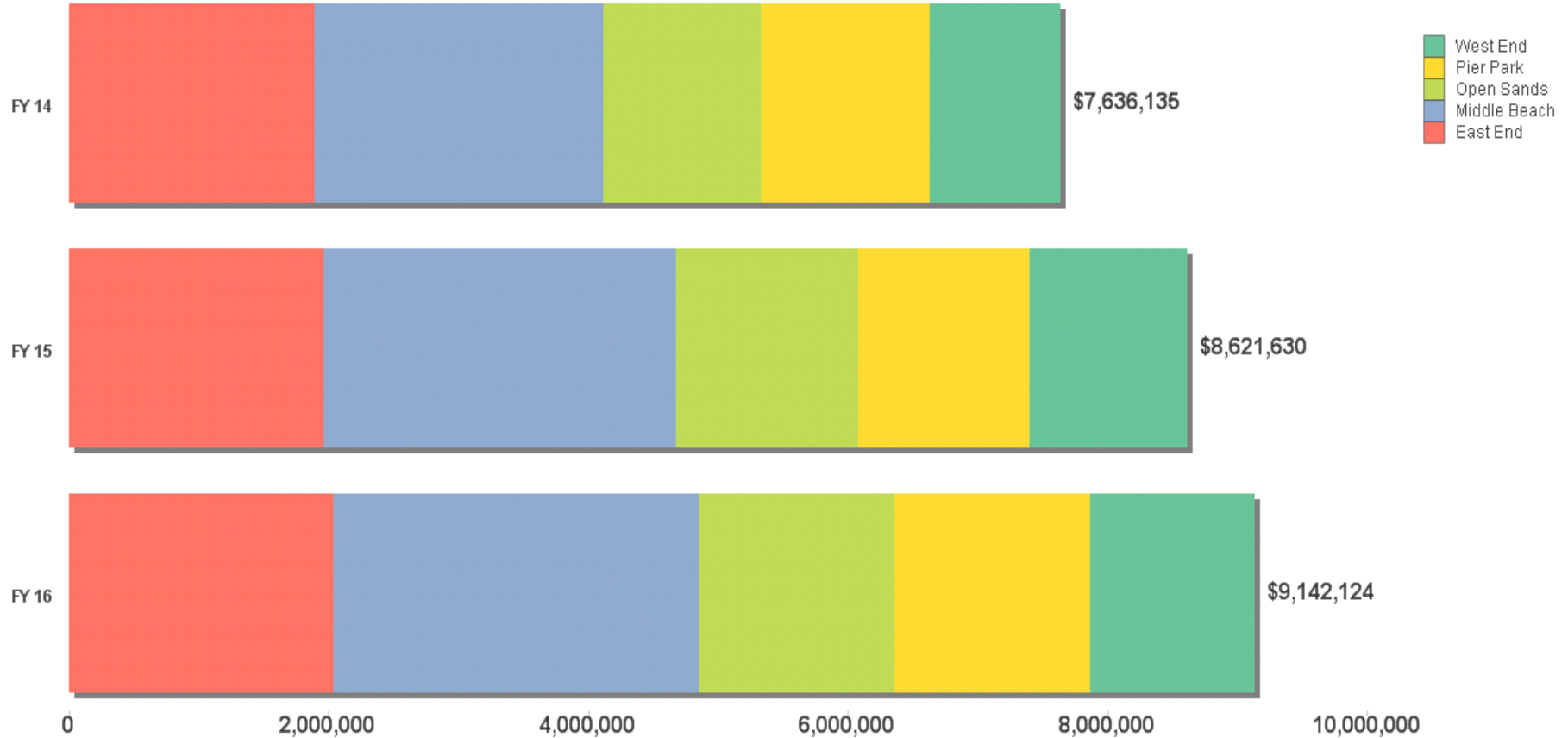
Jan	West End	Pier Park	Open Sands	Middle Beach	East End
FY14	13.08%	17.06%	15.90%	29.21%	24.75%
FY15	14.15%	15.25%	16.35%	31.42%	22.83%
FY16	13.92%	16.54%	16.42%	30.86%	22.26%



Gross Rental Receipts Three Year January Comparison

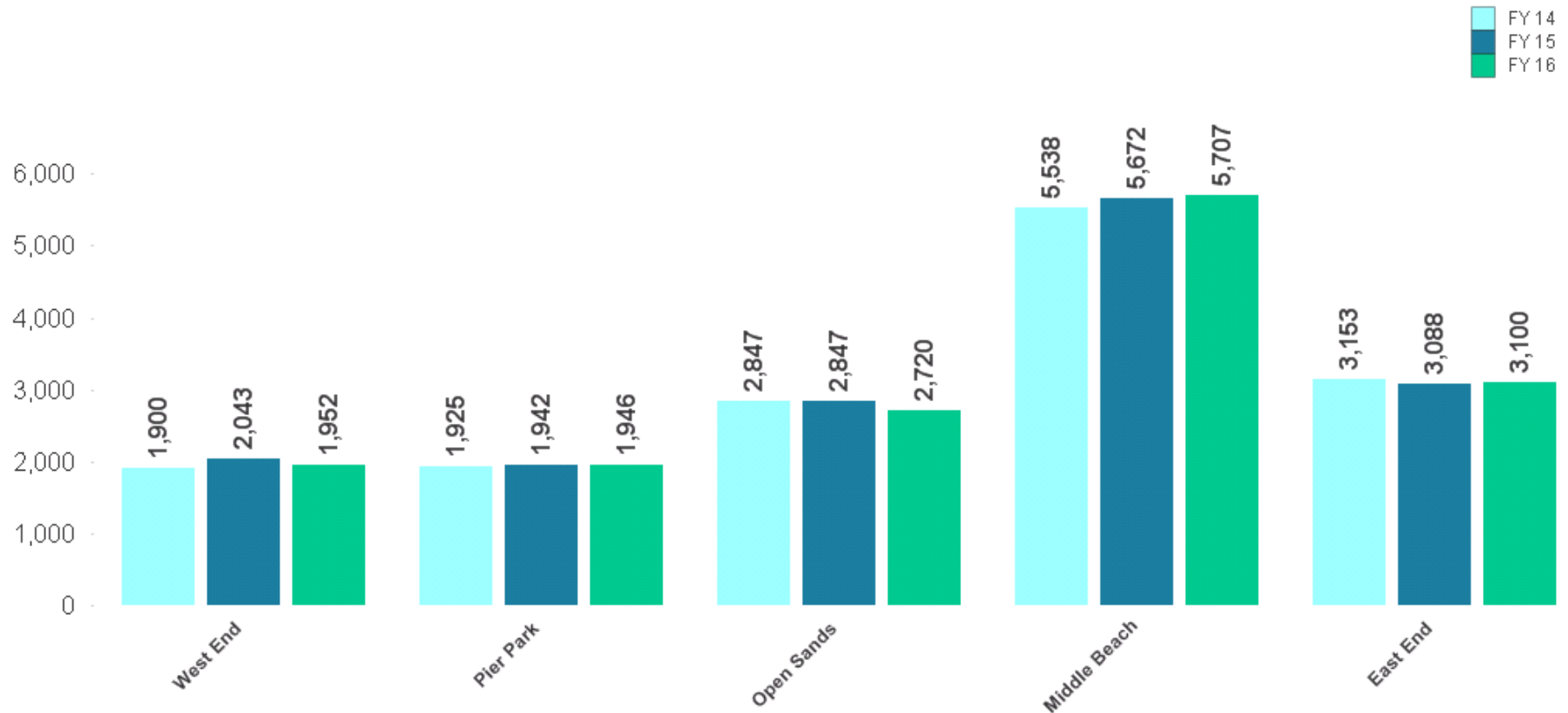


Gross Rental Receipts Three Year January Comparison



Total Unit Count

Three Year January Comparison

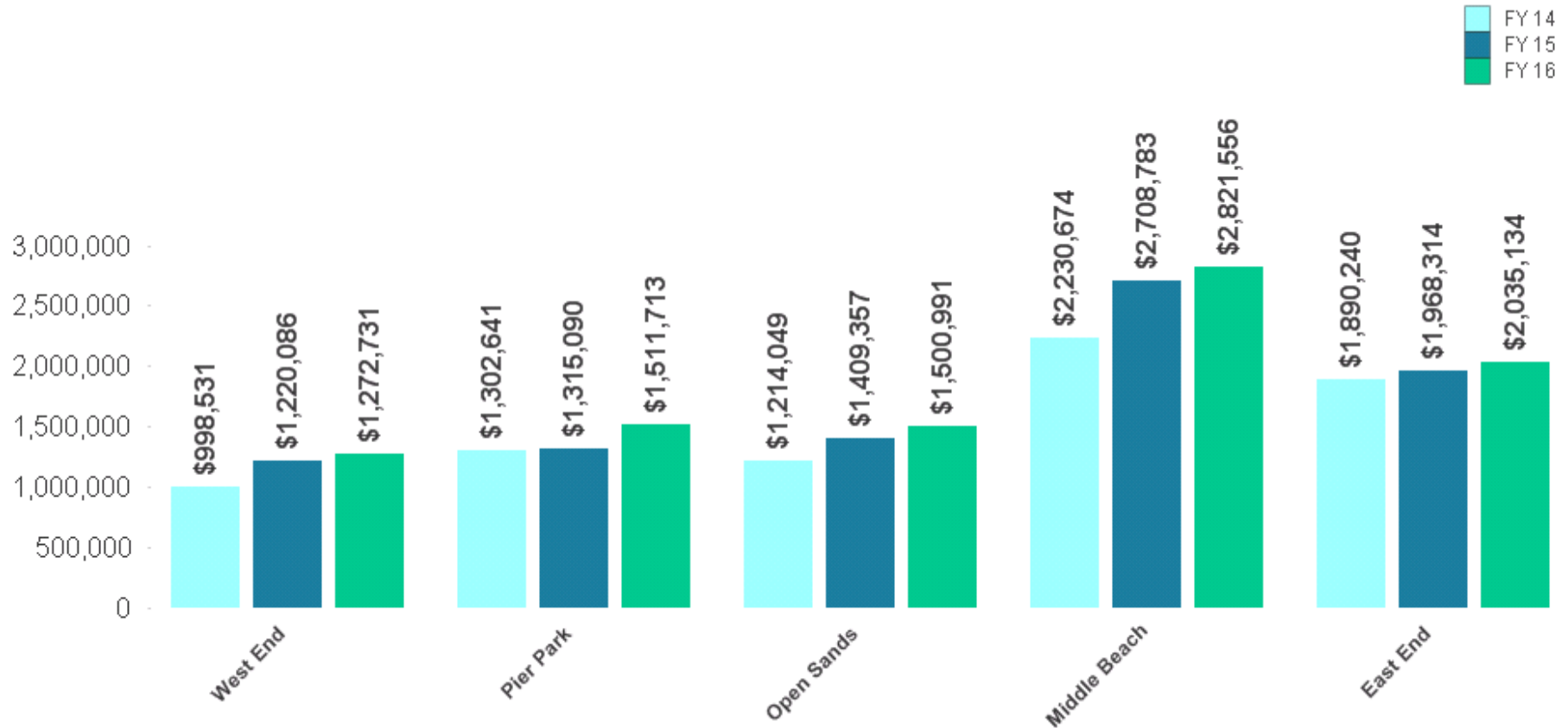


	Oct	Nov	Dec	Jan	Feb	Mar	Apr	May	Jun	Jul	Aug	Sep
FY 14	15,447	15,439	15,979	15,363	15,396	16,101	15,516	15,571	16,272	15,677	15,666	16,227
FY 15	15,579	15,568	16,298	15,592	15,532	16,040	15,688	15,758	16,296	15,936	15,938	16,381
FY 16	15,888	15,609	15,799	15,425								

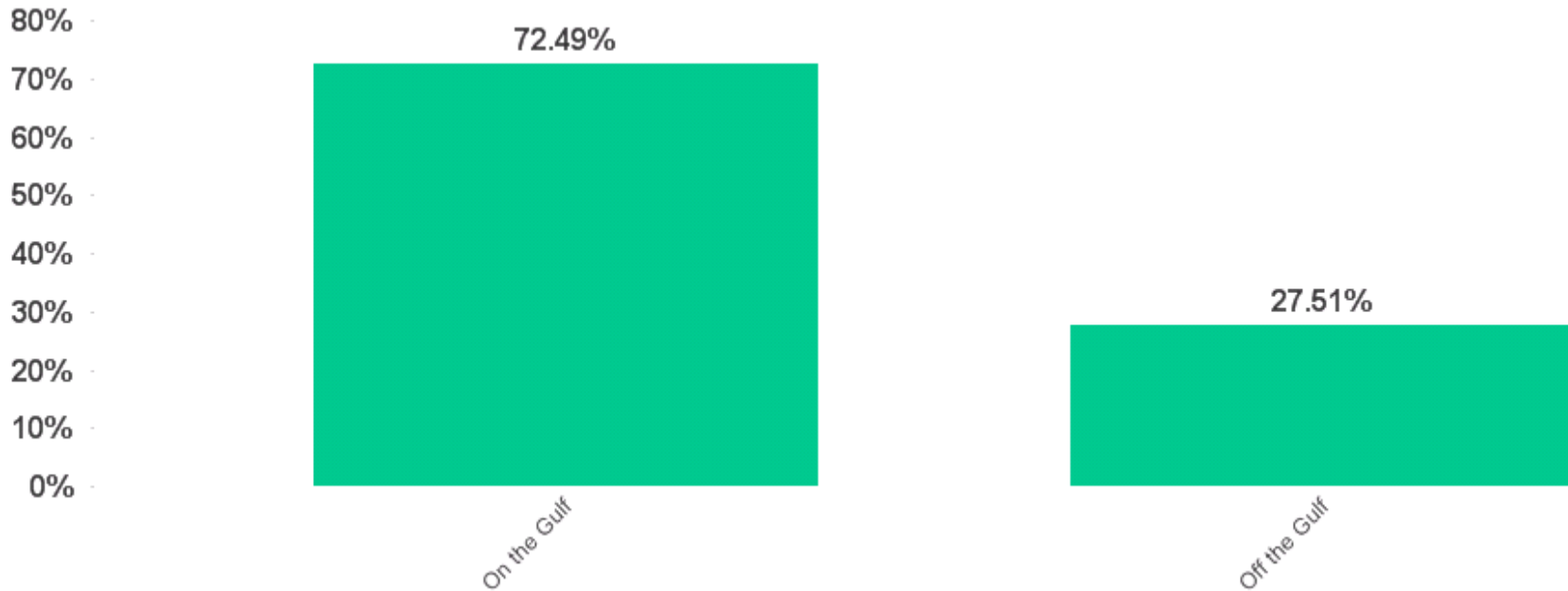


Gross Rental Receipts

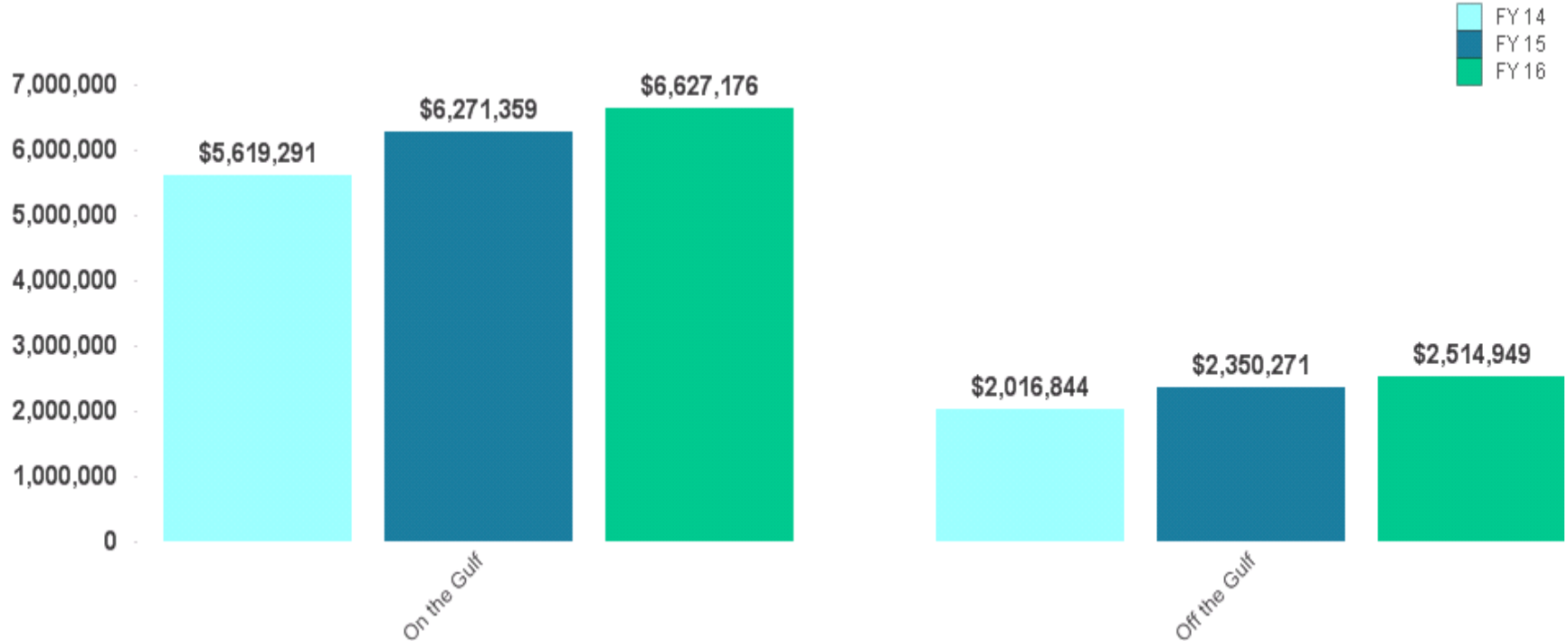
Three Year January Comparison



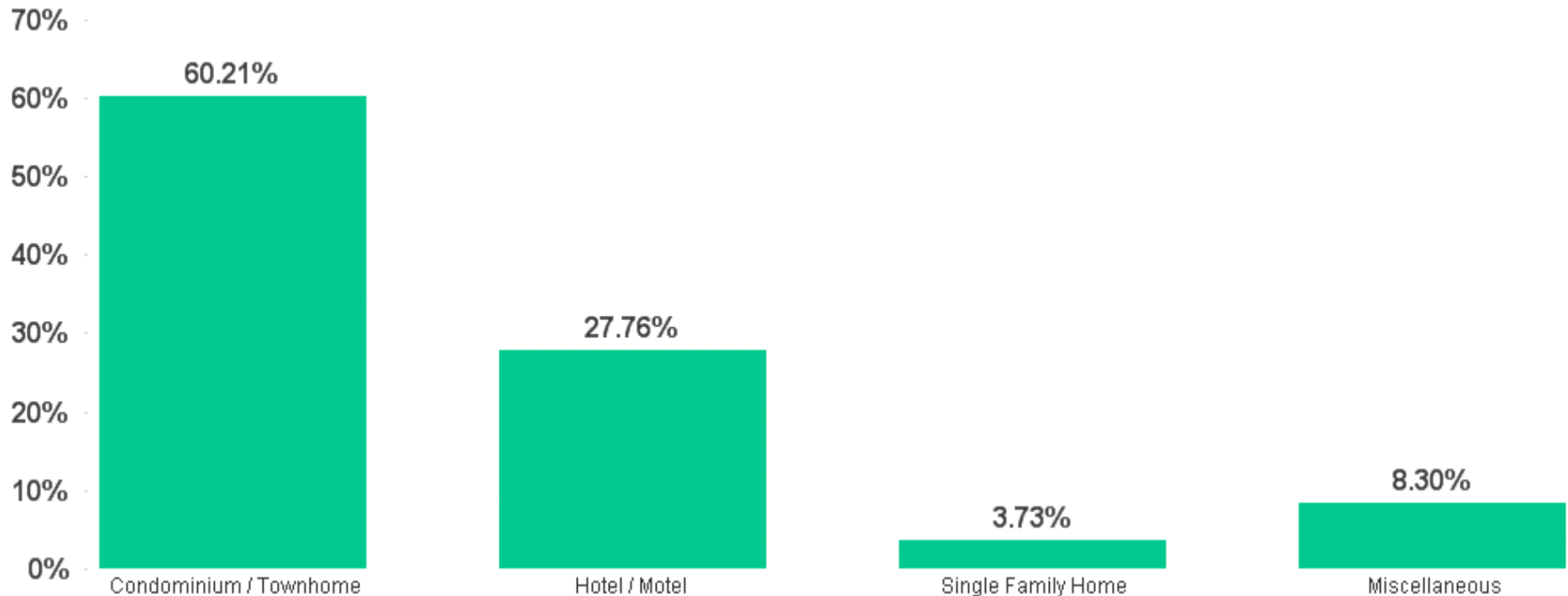
Percentage of Gross Rental Receipts Grouped by On the Gulf / Off the Gulf January 31, 2016



Three Year Comparison Gross Rental Receipts Grouped by On the Gulf / Off the Gulf January 31, 2016



Percentage Allocation Gross Rental Receipts by Property Type January 31, 2016

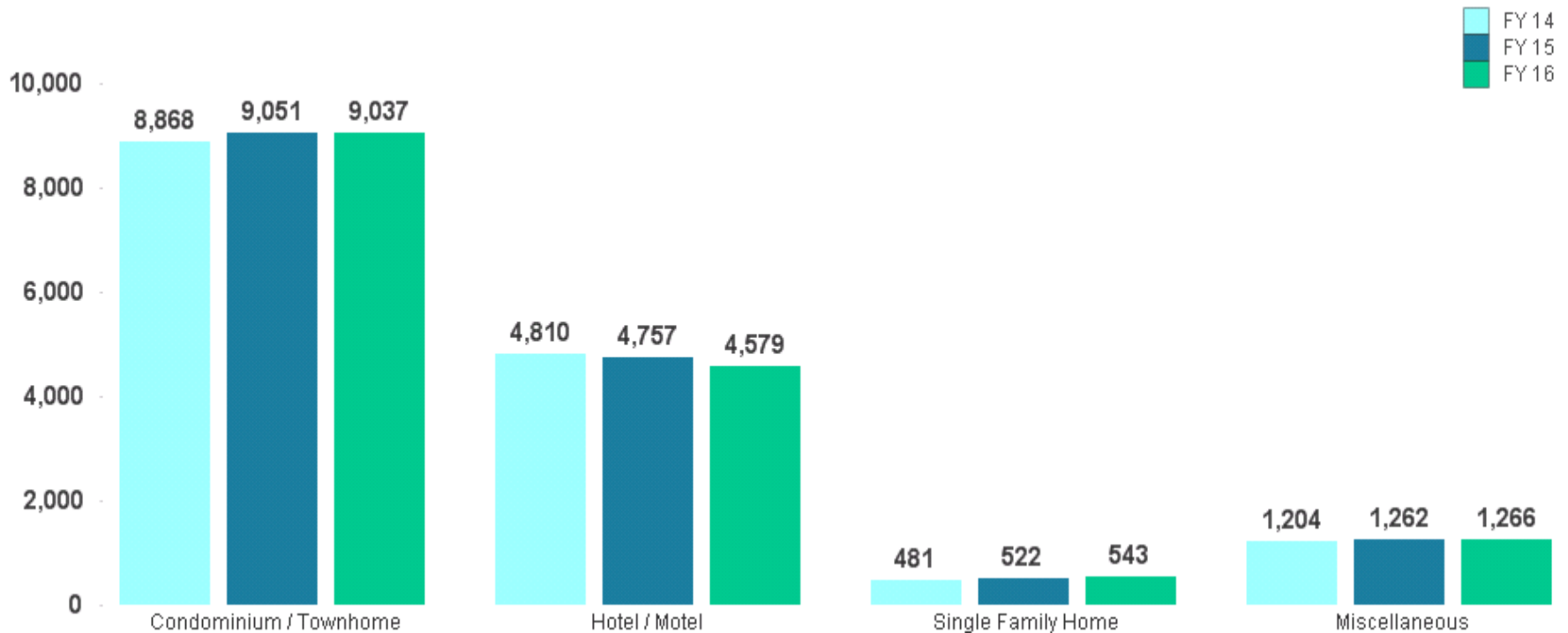


Miscellaneous Includes: Campgrounds, Apartments, Duplex / Multi-family and Timeshare properties.



Unit Count by Property Type

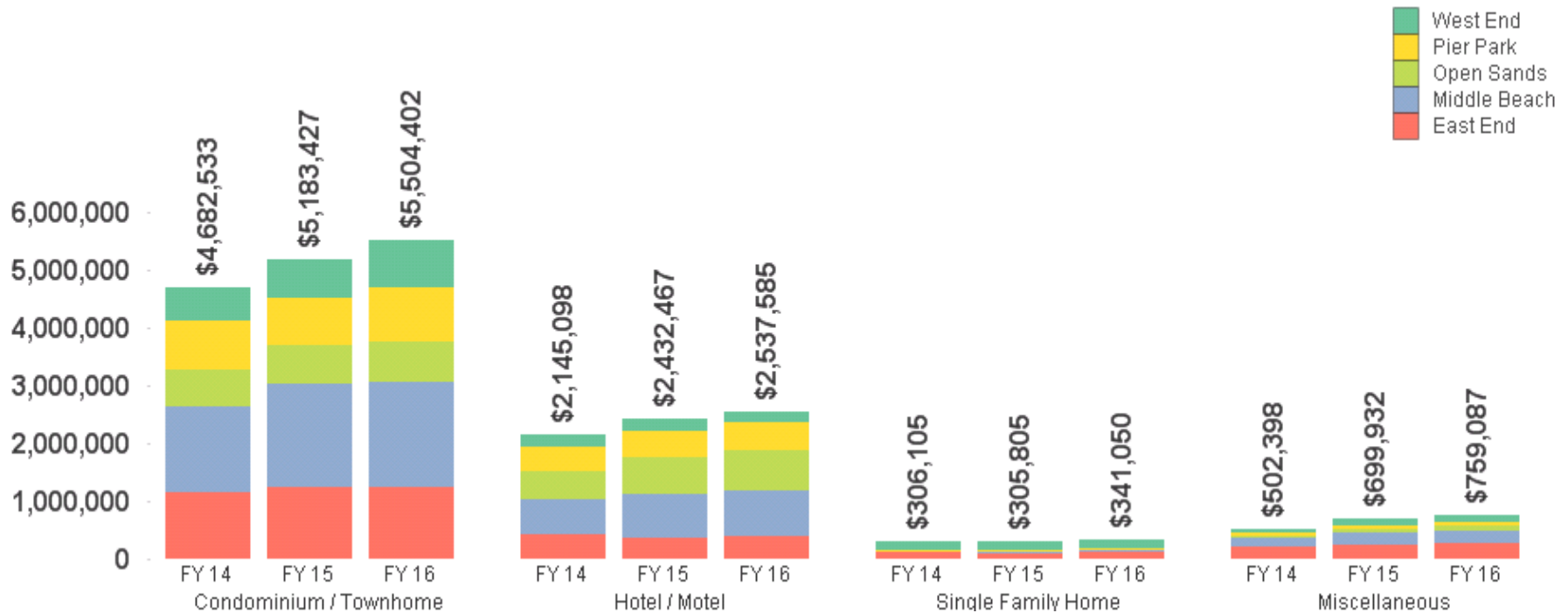
Three Year January Comparison



Miscellaneous Includes: Campgrounds, Apartments, Duplex / Multi-family and Timeshare properties.

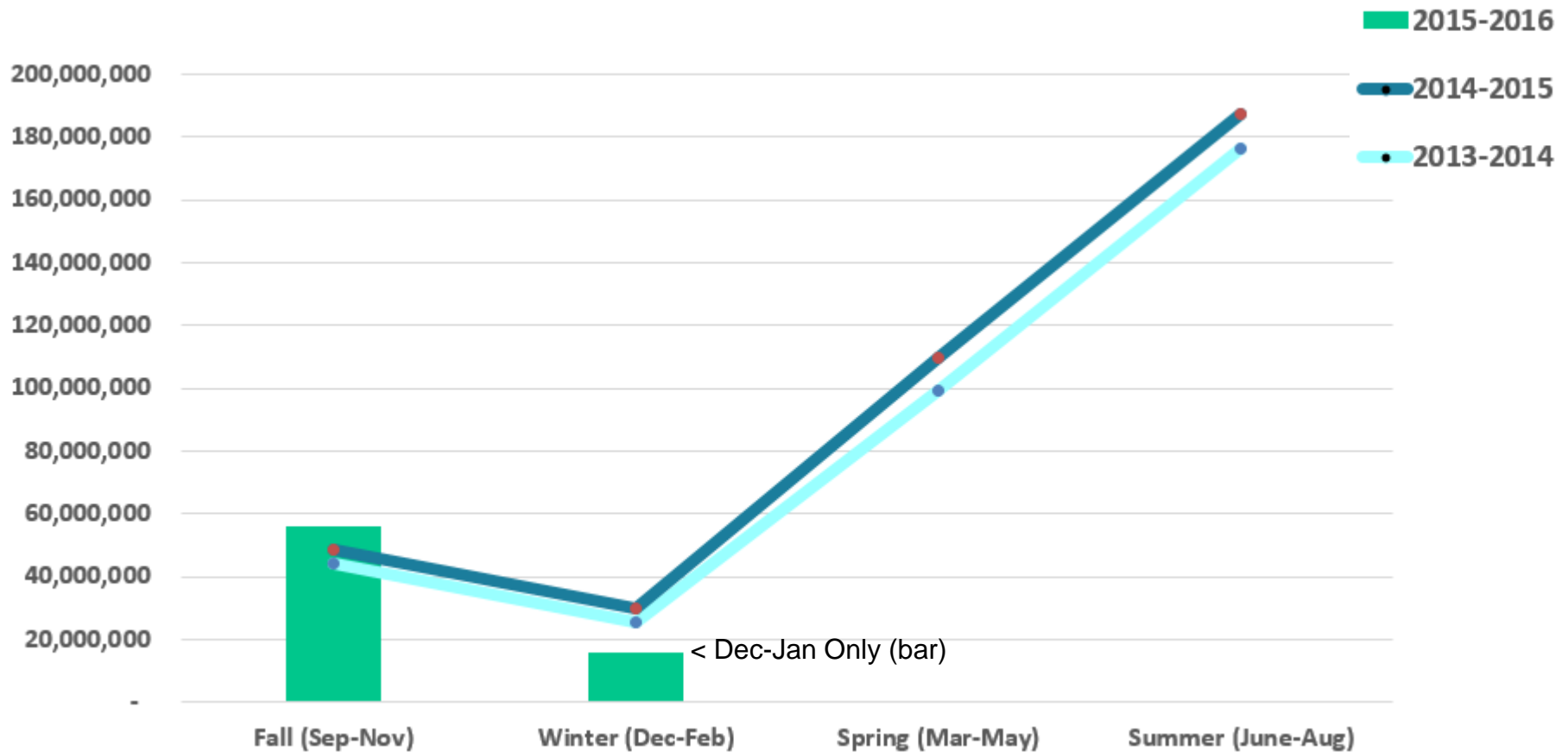
Gross Receipts by Property Type

Three Year January Comparison



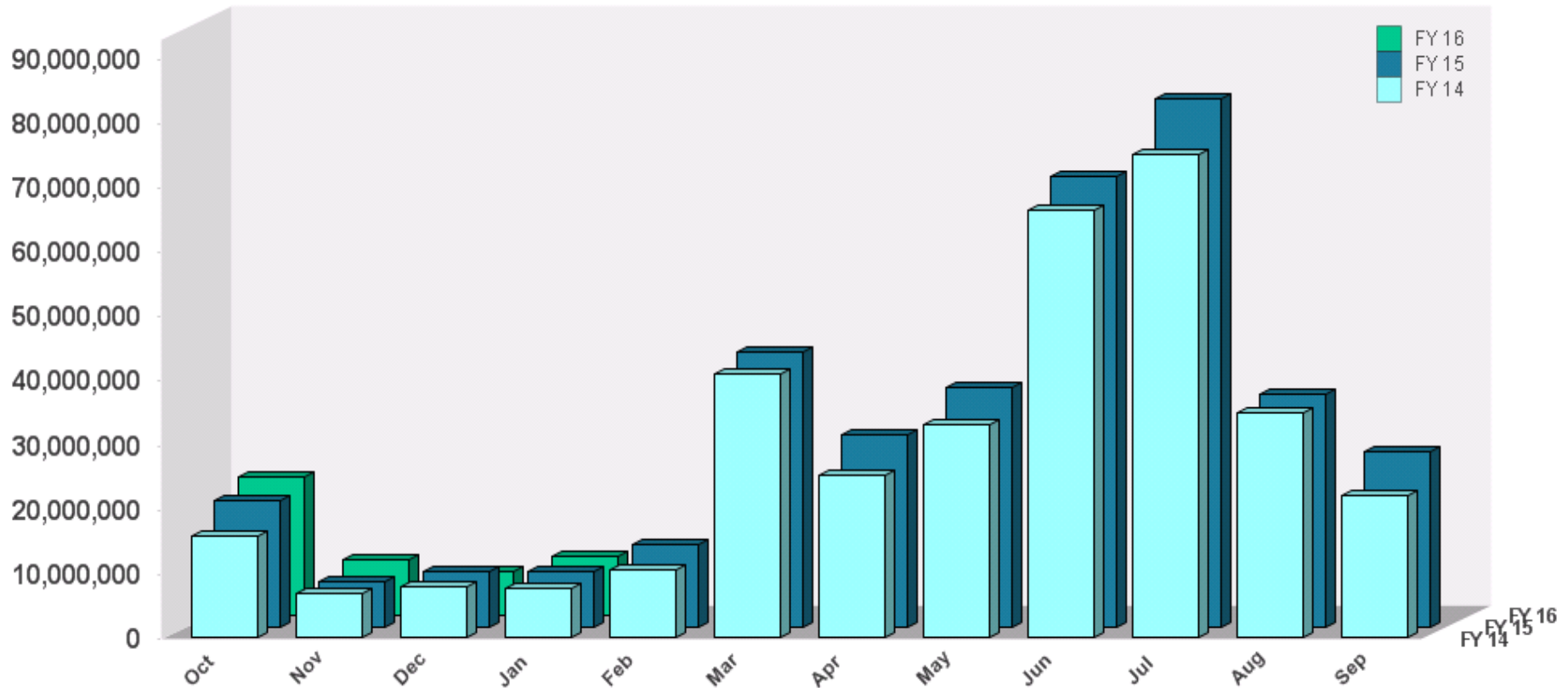
Miscellaneous Includes: Campgrounds, Apartments, Duplex / Multi-family and Timeshare properties.

Seasonal Gross Receipts Three Year Comparison



Fiscal Year Ending September 30, 2016

Year to Date Monthly Gross Receipts Comparison



	Oct	Nov	Dec	Jan	Feb	Mar	Apr	May	Jun	Jul	Aug	Sep
FY 14	\$15,669,322	\$6,874,326	\$7,777,144	\$7,636,135	\$10,474,381	\$40,852,614	\$25,283,941	\$33,133,666	\$66,412,219	\$75,055,400	\$34,942,671	\$21,956,182
FY 15	\$19,727,537	\$7,101,034	\$8,773,967	\$8,621,630	\$12,805,965	\$42,708,504	\$29,823,055	\$37,332,340	\$69,935,560	\$81,904,818	\$36,065,406	\$27,222,039
FY 16	\$21,483,173	\$8,603,401	\$6,829,851	\$9,142,124								

February 2016 – September 2016 To Be Determined

MONTHLY TDT DATA DETAIL

Tourist Tax Data and Statistics Report for Panama City Beach Area for month ending: January 31, 2016



**Bay County
Tourist Development Council**



Reporting Units grouped by Condominium / Townhome property type for month ending January 31, 2016

BedRoomGroup	West End	Pier Park	Open Sands	Middle Beach	East End	Total
1 Bedroom	342	494	562	1,475	437	3,310
2 Bedroom	623	510	371	1,523	991	4,018
3+ Bedrooms	217	194	159	791	348	1,709
Total	1,182	1,198	1,092	3,789	1,776	9,037



Reporting Gross Receipts grouped by Condominium / Townhome property type for month ending January 31, 2016

BedRoomGroup	West End	Pier Park	Open Sands	Middle Beach	East End	Total
1 Bedroom	\$213,084	\$356,353	\$271,586	\$484,158	\$226,404	\$1,551,585
2 Bedroom	\$468,251	\$403,066	\$276,302	\$854,885	\$725,460	\$2,727,965
3+ Bedrooms	\$123,548	\$183,495	\$165,462	\$471,569	\$280,777	\$1,224,851
Total	\$804,884	\$942,914	\$713,350	\$1,810,612	\$1,232,641	\$5,504,402



Reporting Units and Gross Receipts for Hotel/Motel, Single Family and Miscellaneous property types for month ending January 31, 2016

Hotel/Motel Units:	4,579
Hotel/Motel Gross Receipts:	\$2,537,585
Single Family Units:	543
Single Family Gross Receipts:	\$341,050
Miscellaneous Units:	1,266
Miscellaneous Gross Receipts:	\$759,087

Miscellaneous Includes: Campgrounds, Apartments, Duplex / Multi-family and Timeshare properties.

Supporting Data and Service Contributors

Dan Sowell, CFA
Bay County Property Appraiser

Robert Snaidman



Support Staff



Bay County

Geographic Information Systems

Jennifer Morgan / Chris Mathers



QlikView



GeoQlik

