



*ON-PROPERTY
MEETING SPACE*



SCOTTSDALE
ARIZONA

	SQUARE FEET	DIMENSIONS (LxW)	CEILING HEIGHT	THEATER	RECEPTION	BANQUET	CLASSROOM
Aloft Scottsdale							
Tactic	456	24' x 19'	8'	-	-	14	-
WXYZ	550	22' x 24'	8'	-	-	-	16
Andaz Scottsdale Resort & Spa							
Andaz Studio	2,190	60' x 36'	14'	170	180	120	96
Andaz Studio Foyer	950	-	-	-	75	-	-
Forge	760	33' x 23'	12'	60	65	40	50
Foundry Ballroom (A-D)	3,800	73' x 52'	12.5'	240	240	220	170
Foundry Prefunction	2,942	-	-	-	180	-	-
Guild Boardroom	530	-	-	-	-	-	-
Loom (I-II)	1,500	58' x 26'	14'	110	145	90	75
Press	760	33' x 23'	12'	60	65	40	50
⚙️ Albers Lawn	2,200	-	-	-	140	110	-
⚙️ Andaz Studio Lawn & Patio	3,600	-	-	-	300	200	-
⚙️ Cholla Lawn	5,175	-	-	-	400	300	-
⚙️ Forge Patio	975	-	-	-	80	50	-
⚙️ Foundry Prefunction Terrace	2,950	-	-	-	180	100	-
⚙️ Loom Patio	1,850	-	-	-	120	90	-
⚙️ Palo Verde Lawn	2,275	-	-	-	140	110	-
⚙️ Palo Verde Pool Deck	3,500	-	-	-	200	120	-
⚙️ Press Patio	450	-	-	-	40	20	-
⚙️ Retreat Lawn	1,150	-	-	-	80	50	-
⚙️ Turquoise Pool Deck	3,000	-	-	-	150	100	-
Bespoke Inn, Café & Bicycles							
Virtù Honest Craft	450	15' x 30'	10'	30	30	30	30
Signature Flat	600	30' x 20'	9'	20	30	10	20
⚙️ Bespoke Courtyard	800	40' x 20'		60	75	30	60
BEST WESTERN PLUS Scottsdale Thunderbird Suites							
Hap Arnold	260	20' x 13'	8'	-	-	-	9
High Flight (I-II)	1,500	75' x 20'	9'	120	150	90	75



SQUARE FEET	DIMENSIONS (LxW)	CEILING HEIGHT	THEATER	RECEPTION	BANQUET	CLASSROOM
-------------	------------------	----------------	---------	-----------	---------	-----------

BEST WESTERN PLUS Sundial


Boardroom	300	12' x 24'	10'	-	-	-	-
-----------	-----	-----------	-----	---	---	---	---

Boulders Resort and Spa

Boulderview Room	1,419	40' x 25'	10'	20	30	45	20
Chairman's Casita Boardroom	480	24' x 19'	-	-	75	-	-
Clubhouse	1,886	46' x 41'	10'	100	150	108	25
Desert View Room	425	17' x 25'	10'	25	-	27	12
Juniper	1,415	45' x 41'	-	50	100	70	80
Latilla Ballroom (1-2)	5,600	83' x 60'	16'	-	450	300	275
Lyon Den Boardroom	595	26' x 23'	11'	-	-	-	-
Ocotillo	828	36' x 23'	-	40	40	30	24
Saguaro	1,760	40' x 44'	-	125	200	180	80
Sonoran Ballroom (A-C)	1,925	52' x 37'	11'	150	150	96	96
Sunset Room	312	24' x 11'	13'	15	-	18	6
Tohono Ballroom (1-4)	5,370	90' x 60'	16'	500	550	400	325
Tohono Foyer	3,230	96' x 24'	-	-	300	150	-
⚙️ 19th Green	4,308	70' x 95'	-	-	150	120	-
⚙️ Boulderview Terrace	2,503	74' x 52'	-	-	150	110	-
⚙️ Cocopeli	2,592	54' x 48'	-	-	200	150	-
⚙️ Duck Pond	15,826	123' x 239'	-	-	225	200	-
⚙️ El Pedregal Courtyard	7,350	100' x 60'	-	-	550	230	-
⚙️ Organic Garden	5,100	60' x 85'	-	-	75	50	-
⚙️ Promise Rock	2,736	57' x 48'	-	130	130	60	-
⚙️ Sonoran Patio	936	52' x 18'	-	-	80	40	-
⚙️ Sunset Terrace	2,740	104' x 26'	-	-	175	150	-

The Canyon Suites at The Phoenician

Canyon Foyer/Indoor Function Area	1,005	87' x 13'	20'	-	100	-	-
Grand Canyon, Painted Desert (each)	1,154	41' x 29'	10.9'	115	80	70	60
Red Rock Boardroom	978	52' x 29'	10.9'	-	-	-	-
⚙️ Canyon Suites Patio/Outdoor Function Area	3,245	91' x 43'	-	-	300	190	-

	SQUARE FEET	DIMENSIONS (LxW)	CEILING HEIGHT	THEATER	RECEPTION	BANQUET	CLASSROOM
Carefree Resort & Conference Center							
Cholla Ballroom (I-II)	4,536	108' x 42'	14'	400	270	80	250
Ironwood, Ocotillo (each)	680	34' x 20'	9'	40	40	40	30
Mesquite Dining Room	1,500	-	-	100	160	100	50
Opera House	8,064	112' x 72'	22'	600	-	370	250
Opera House (with balcony)	11,000	-	-	800	-	530	-
Palo Verde I	896	32' x 28'	9'	50	50	50	32
Palo Verde II	1,152	36' x 32'	9'	80	70	70	40
Palo Verde III	864	37' x 32'	9'	50	50	50	32
Palo Verde IV	864	32' x 27'	9'	50	50	50	32
Saguaro Ballroom (I-IV)	9,600	120' x 80'	20	1,100	-	700	500
⚙️ Carefree Lawn	1,200	-	-	100	-	50	-
⚙️ Kachina Courtyard	2,800	-	-	150	-	100	-
⚙️ Mountain View Overlook	3,000	-	-	-	-	50	-
⚙️ Mustang Overlook	1,500	-	-	150	-	70	-
⚙️ Stagecoach Pass	4,000	-	-	-	-	500	-
⚙️ Sunset Terrace	3,400	-	-	-	-	100	-
CopperWynd Resort and Club							
Sonoran View Room	1,000	38' x 28'	10'	80	70	56	45
⚙️ Event Lawn	5,000	-	-	200	240	180	-
⚙️ Terrace	1,820	-	-	-	-	-	-
Country Inn & Suites By Carlson							
Meeting Room	528	22' x 24'	8'	55	50	-	30
Courtyard by Marriott Scottsdale Old Town							
Coyotes	729	27' x 27'	11'	50	70	40	30
Diamondbacks	612	34' x 18'	11'	40	50	30	24
Suns	748	34' x 22'	11'	50	70	40	30
Courtyard by Marriott Scottsdale Salt River							
Boardroom	323	27' x 12'	9'	-	-	-	-
Eagle Mark Ballroom (Maricopa & Pima I-II)	2,951	64' x 46'	15'	300	300	220	180
Hohokam	629	25' x 25'	9'	50	50	35	30

	SQUARE FEET	DIMENSIONS (LxW)	CEILING HEIGHT	THEATER	RECEPTION	BANQUET	CLASSROOM
Courtyard Scottsdale at Mayo Clinic							
Ocotillo	625	25' x 25'	9'	40	-	35	27
Saguaro	625	25' x 25'	9'	40	-	35	27
Days Inn & Suites Scottsdale							
⚙ Kokopelli Lawn (L-shaped)	10,000	-	-	-	300	250	-
⚙ Pima Lawn	4,000	60' x 40'	-	-	150	75	-
DoubleTree Resort by Hilton Paradise Valley-Scottsdale							
Bouchon	1,800	-	-	200	175	150	100
Center	2,880	72' x 40'	15'	330	350	200	170
Chambers (fixed seating for 100)	860	-	8'	-	-	-	-
Chaparral	920	40' x 23'	8'	105	100	60	60
Coronado	960	40' x 24'	15'	105	115	60	50
Director's Boardroom	443	-	8'	-	-	10	-
Executive Boardroom	646	-	8'	-	-	16	-
Flagstaff A & B (each)	616	28' x 22'	8'	50	75	40	36
Forum	12,960	116' x 104'	28'	1,800	1,800	1,000	1,000
Four Peaks	1,232	44' x 28'	8'	90	140	80	60
Grand Ballroom	8,640	120' x 72'	15'	1,000	1,000	750	600
Paloma, Rio Verde, San Carlos (each)	960	40' x 24'	15'	105	115	60	50
Prescott	527	23' x 23'	8'	50	60	40	30
Rattlers	2,025	45' x 43'	8'	200	200	150	130
Sedona, Sonora (each)	960	40' x 24'	15'	105	115	60	50
⚙ Paradise Park	10,000	100' x 100'	-	-	1,400	800	-
Embassy Suites Scottsdale							
Boardrooms (3, each)	308	14' x 22'	8.4'	-	-	-	-
Camelback Ballroom	3,910	34' x 115'	8.8'	462	400	224	238
Chaparral Conference Center	11,200	140' x 80'	17'	1,400	1,200	864	630
McDowell Ballroom	3,826	102' x 39'	8.4'	336	350	176	168
⚙ Mohave Foyer	7,134	-	-	-	300	200	-
⚙ Paloma Garden Patio	8,250	150' x 55'	-	-	300	170	-
⚙ Silverman Terrace	8,363	-	-	-	1,000	500	-



	SQUARE FEET	DIMENSIONS (LxW)	CEILING HEIGHT	THEATER	RECEPTION	BANQUET	CLASSROOM
--	-------------	------------------	----------------	---------	-----------	---------	-----------

Fairmont Scottsdale Princess

Arabian A, B (combined)	1,798	40' x 48'	12'	160	180	100	100
Arabian Foyer	1,800	61' x 23'	12'	-	190	-	-
Bourbon 8	440	20' x 22'	10'	50	52	30	24
Bourbon 9	532	19' x 28'	10'	50	55	30	28
Bourbon 10	560	28' x 20'	10'	50	60	30	32
Bourbon 11	356	18' x 19'	12'	40	38	20	18
Casita Meeting Rooms (4, each)	702	27' x 26'	10'	65	80	40	40
Castile 1	648	36' x 18'	10'	80	75	40	45
Castile 2	448	16' x 28'	10'	52	50	20	20
Castile 3	551	29' x 19'	10'	52	60	30	32
Castile 4 & 5 (each)	525	21' x 25'	10'	55	55	30	30
Castile 6	513	27' x 19'	10'	60	60	30	35
Dorado A, B (combined)	1,285	50' x 27'	12'	120	130	80	65
Fairmont Gold Meeting Room	2,592	54' x 48'	10'	300	320	180	180
Golden Room	956	40' x 25'	12'	100	100	60	52
Ironwood Meeting Room	2,016	56' x 36'	9'	170	235	120	90
Moor 1	1,029	43' x 26'	12'	115	110	60	65
Moor 2	960	40' x 25'	12'	100	100	60	50
Moor 3	949	40' x 25'	12'	100	100	60	50
Moor Foyer	1,585	60' x 24'	15'	-	165	-	-
Palomino Ballroom (1-10)	22,394	240' x 94'	18'	2,990	2,350	1,940	1,650
Palomino Corridor (Center)	1,112	94' x 12'	18'	-	-	-	-
Palomino Corridor (East & West, each)	1,111	94' x 12'	18'	-	-	-	-
Palomino Foyer (North)	6,227	247' x 25'	15'	-	630	-	-
Princess Ballroom (A-I)	22,500	250' x 90'	19'	2,990	2,400	1,980	1,650
Princess Corridor (South, North & Center; each)	1,170	90' x 13'	19'	-	-	90	-
Princess East Foyer	8,640	240' x 36'	14'	-	860	-	-
Princess Foyer (North)	4,290	130' x 33'	14'	-	430	-	-
Princess Foyer (South)	2,860	130' x 22'	14'	-	290	-	-
⚙ Arabian and Dorado Patios	4,169	-	-	-	347	-	-




SQUARE FEET	DIMENSIONS (LxW)	CEILING HEIGHT	THEATER	RECEPTION	BANQUET	CLASSROOM
-------------	------------------	----------------	---------	-----------	---------	-----------


Fairmont Scottsdale Princess, cont.


⚙️ Copper Canyon	23,290	-	-	-	1,500	1,350	-
⚙️ Fairmont Gold Patio	6,288	-	-	-	500	350	-
⚙️ Ironwood Meeting Room Patio	804	-	-	-	-	-	-
⚙️ La Hacienda Plaza & Trellis	16,145	-	-	-	1,000	910	-
⚙️ Lagoon Lawn	21,299	-	-	-	1,500	1,160	-
⚙️ Moor Patio	2,938	-	-	-	-	244	-
⚙️ North Palomino Plaza	2,383	-	-	-	600	480	-
⚙️ Princess Pool Upper East Deck	3,373	-	-	-	200	150	-
⚙️ Princess Pool Upper West	4,359	-	-	-	200	150	-
⚙️ Sonoran Landing Pool & Lawn	13,667	-	-	-	1,000	650	-

Four Seasons Resort Scottsdale at Troon North

Camelback	504	24' x 21'	9'	30	40	30	24
Ironwood Ballroom	5,632	88' x 64'	18'	450	400	360	340
Ironwood Foyer	1,848	88' x 21'	12'	-	250	-	-
McDowell	525	25' x 21'	9'	30	40	30	24
Mesquite Boardroom	336	24' x 14'	8'	-	-	10	-
Mesquite Lounge	312	24' x 13'	8'	-	20	-	-
Monument	750	30' x 25'	9'	40	60	50	30
Pinnacle Ballroom	5,940	90' x 66'	21'	470	500	430	360
Pinnacle Foyer	2,904	90' x 33'	12'	-	250	-	-
Reata	525	25' x 21'	9'	30	40	30	24
Troon A & B (combined)	1,824	57' x 32'	9'	140	150	140	108
Troon Foyer	1,160	58' x 20'	9'	-	100	-	-
Verde Boardroom	450	25' x 18'	8'	-	-	12	-
Vista Foyer	1,040	65' x 16'	12'	-	80	-	-
⚙️ Fountain Terrace	3,880	97' x 40'	-	-	300	200	-
⚙️ Fountain Terrace w/ Patio	5,500	-	-	-	500	300	-
⚙️ Ironwood Terrace	4,600	-	-	-	500	360	-
⚙️ Troon Lawn	2,000	-	-	-	200	120	-

	SQUARE FEET	DIMENSIONS (LxW)	CEILING HEIGHT	THEATER	RECEPTION	BANQUET	CLASSROOM
Gainey Suites Hotel							
Gainey Ballroom	1,716	66' x 26'	11'	200	160	150	90
Hearth Room	1,440	30' x 48'	13'	80	80	80	60
McDowell Room	384	16' x 24'	10'	-	-	-	12
Terrace Boardroom	456	19' x 24'	10'	-	-	-	14
⚙️ Hearth Patio & Lawn	2,500	-	-	-	200	200	-
Hampton Inn & Suites Scottsdale Riverwalk							
Meeting Room	625	25' x 25'	9'	50	65	40	30
The Hermosa Inn, a boutique hideaway							
Boardroom	442	17' x 26'	-	-	25	20	-
Library Room	550	22' x 25'	-	50	60	32	-
Stetson	960	40' x 24'	10'	70	80	70	45
Wine Cellar	347	17' x 22'	11.5'	-	30	12	-
⚙️ Boardroom/Library Patio	901	39' x 48'	-	-	82	-	-
⚙️ Desert Garden	750	30' x 30'	-	50	60	20	-
⚙️ Lon's Patio	1,815	40' x 78'	-	100	120	80	-
Hilton Garden Inn Scottsdale North Perimeter Center							
McDowell	1,200	50' x 23'	10'	80	80	72	60
Hilton Garden Inn Scottsdale Old Town							
Cactus	696	29' x 24'	9'	55	50	40	36
Camelback	432	24' x 18'	9'	30	-	-	16
Canyon	696	29' x 24'	10'	50	50	40	33
⚙️ Palm Patio	3,500	-	-	-	-	-	-
⚙️ Poolside Courtyard	6,000	-	-	-	-	-	-
Hilton Scottsdale Resort & Villas							
Baja Loggia		-	-	-	300	200	-
Executive Boardroom	360	24' x 15'	8'	36	36	20	20
Grand Ballroom	10,004	122' x 82'	17'	1,240	1,240	840	740
Kiva Ballroom	2,982	42' x 71'	13'	300	280	240	200
Parlor 172 & 180 (each)	675	25' x 27'	8'	-	-	-	-
Pavilion	6,000	100' x 60'	17'	756	756	480	378

	SQUARE FEET	DIMENSIONS (LxW)	CEILING HEIGHT	THEATER	RECEPTION	BANQUET	CLASSROOM
Hilton Scottsdale Resort & Villas, cont.							
Sierra Loggia	-	-	-	-	300	200	-
Sonora Ballroom	4,608	96' x 48'	15'	572	572	384	324
Sunset Room	270	18' x 15'	8'	20	25	-	-
⚙️ Kiva Patio	4,000	-	-	100	150	150	-
⚙️ Poolside	-	-	-	-	650	500	-
Holiday Inn & Suites Scottsdale North Airpark							
Prescott, Sedona, Sunset (combined)	1,056	-	8'	90	90	64	45
Holiday Inn Express & Suites Scottsdale Old Town							
Camelback	875	35' x 25'	8'	55	48	48	40
Holiday Inn Express Scottsdale North							
Ironwood & Mesquite (combined)	1,250	50' x 25'	8'	100	60	70	50
⚙️ Outdoor Meeting Space	600	-	-	-	-	-	-
Hotel Valley Ho							
Conference Suite 2	600	25' x 24'	8'	37	25	-	30
Dunes I & II (combined)	760	31' x 25'	9'	60	70	60	35
HVH Boardroom	308	14' x 22'	9'	-	-	-	-
Riviera Boardroom	356	15' x 25'	9'	-	-	-	-
Sahara Boardroom	760	31' x 25'	9'	-	-	-	-
Sands	3,500	60' x 58'	11'	250	350	200	160
SoHo I, II (combined)	4,000	72' x 55.5'	17'	500	550	300	205
Tropicana Room	1,152	47' x 25'	9'	120	125	70	60
Valley Ho I, II (combined)	2,410	41' x 60'	11'	256	320	160	110
⚙️ Boardroom Courtyard	1,200	-	-	-	125	70	-
⚙️ Main Place Courtyard	2,000	40' x 50'	-	-	275	120	-
⚙️ Palm Court	10,000	-	-	-	650	400	-
⚙️ Sky Line Rooftop	3,500	-	-	-	225	170	-
Hyatt House Scottsdale/Old Town							
Conference Suite 1, 2 & 3 (each)	600	25' x 24'	8'	37	20	-	30
Gathering Room 1-2 (combined)	1,104	46' x 22'	10'	75	60	64	56
Gathering Room 3	400	25' x 14'	10'	12	-	-	-

	SQUARE FEET	DIMENSIONS (LxW)	CEILING HEIGHT	THEATER	RECEPTION	BANQUET	CLASSROOM
Hyatt House Scottsdale/Old Town, cont.							
Gathering Room 4	528	22' x 24'	10'	46	40	32	24
Hyatt Place Scottsdale/Old Town							
Meeting Place 1-2 (combined)	900	34' x 24'	10'	50	50	-	36
Hyatt Regency Scottsdale Resort & Spa at Gainey Ranch							
Arizona Ballroom I-VIII (combined)	11,840	148' x 80'	20'	1,100	1,200	840	620
Arroyo C-E (combined)	2,150	25' x 86'	9'	180	200	140	120
Dunes A-B (combined)	1,400	25' x 56'	9'	120	150	90	90
Executive Boardroom	640	40' x 16'	9'	-	-	-	-
Hyatt Boardroom / Markland Boardroom (each)	784	28' x 28'	9'	60	50	40	36
McCormick	567	27' x 21'	10'	50	80	40	40
McDowell Room	625	25' x 25'	9'	50	50	40	30
Sonoran A	594	18' x 33'	8.5'	40	45	40	34
Sonoran B	527	17' x 31'	8.5'	40	45	50	34
Sonoran C	180	12' x 15'	8'	-	-	-	-
Sonwai I, II, III (combined)	1,219	53' x 23'	10'	90	80	80	51
Sonwai IV, V (combined)	897	39' x 23'	10'	110	60	60	39
Vaquero Ballroom A-G	14,280	105' x 136'	16'	1,500	1,800	1,030	1,000
☀ Arizona Patio	900	50' x 18'	-	-	130	80	-
☀ Desert Garden	2,697	31' x 87'	-	-	240	160	-
☀ Lawn Court	8,293	111' x 53'	-	500	800	450	-
☀ Palm Grove	5,292	126' x 42'	-	500	500	320	-
☀ Poolside/Beach (evenings only)	3,400	-	-	-	200	100	-
☀ Terrace Court	9,408	84' x 112'	-	600	600	410	-
☀ Waterfall Terrace (evenings only)	2,000	-	-	-	120	80	-
Inn at Eagle Mountain							
Desert View	667	29' x 29'	12'	35	50	40	28
Saguaro	228	19' x 12'	9'	-	-	-	12
☀ Pool Patio	650	-	-	-	50	23	-
JW Marriott Scottsdale Camelback Inn Resort & Spa							
Arizona Ballroom	19,968	128' x 156'	22'	1,950	2,100	1,540	28



SQUARE FEET	DIMENSIONS (LXW)	CEILING HEIGHT	THEATER	RECEPTION	BANQUET	CLASSROOM
-------------	------------------	----------------	---------	-----------	---------	-----------

JW Marriott Scottsdale Camelback Inn Resort & Spa, cont.

Boardroom	600	-	-	-	-	-	
Cholla	2,187	41' x 55'	7'	180	150	110	
Cottonwood	660	22' x 30'	10'	50	60	40	
Ironwood	325	16' x 21'	8'	-	-	-	
Mesquite, Palo Verde (each)	347	23' x 15'	7'	25	-	-	
Peace Pipe	3,719	71' x 51'	10'	380	300	240	
Saguaro	396	22' x 20'	7'	25	-	-	
Salons A, B, F, H, M, N (combined)	7,800	50' x 156'	22'	780	820	520	
Salons A-G & H-N (combined)	9,984	78' x 128'	22'	1,000	1,050	770	
Salons C, D, E, G, I-L (combined)	11,700	75' x 156'	22'	1,880	1,200	910	
Sunshine	4,128	79' x 54'	14'	400	400	270	
Town Hall	1,645	51' x 29'	8'	150	150	100	
⚙️ Mummy Mountain Western Cookout	-	-	-	-	-	1,000	
⚙️ Sonoran Terrace	-	-	-	-	-	500	

The McCormick Scottsdale

Camelback	504	18' x 28'	8'	30	50	40	30
Four Peaks East, West (combined)	1,144	22' x 52'	10'	100	125	100	60
Lakeside Ballroom	3,024	56' x 54'	17'	300	300	230	200
Pinnacle Peak	624	26' x 24'	10'	50	75	50	30
Piñon Grill	-	-	-	-	-	100	-
Squaw Peak	486	18' x 27'	8'	30	50	40	30
Superstition East, West (combined)	2,365	43' x 55'	10'	210	200	160	135
⚙️ Lakeside Terrace	-	-	-	-	200	130	-
⚙️ Lobby Terrace	-	-	-	-	50	40	-
⚙️ Poolside East / West	-	-	-	-	100 / 80	60 / 80	-

Mountain Shadows

Arizona Room	1,129	40' x 28'	12.5'	120	125	70	60
Canyon Boardroom	325	14' x 23'	12.5'	-	-	-	-
Cholla Boardroom	315	14' x 23'	12.5'	-	-	-	-
Echo Room	634	27.5' x 23'	12.5'	60	65	50	30



SQUARE FEET	DIMENSIONS (LxW)	CEILING HEIGHT	THEATER	RECEPTION	BANQUET	CLASSROOM
-------------	------------------	----------------	---------	-----------	---------	-----------

Mountain Shadows, cont.

Mountain View Boardroom	546	19' x 28'	12.5'	-	-	-	-
Paradise Ballroom	4,475	54' x 83'	16'	550	600	330	265
Paradise Ballroom Pre-Function	4,329	-	13.5'	-	500	300	-
Valley Room	1,082	30' x 36'	14.5'	120	120	70	60
⚙ Camelback Overlook	4,161	62' x 68'	-	-	500	300	-
⚙ Hearth '61 Restaurant Patio	2,444	80' x 30.5'	-	-	200	140	-
⚙ Living Room Lounge Patio	560	25' x 22.5'	-	-	60	30	-
⚙ Mountain Shadows Lawn	6,550	50' x 131'	-	-	750	500	-
⚙ Paradise Terrace	3,480	54' x 64.5'	-	-	350	200	-
⚙ Rusty's Patio	1,903	55' x 34.5'	-	-	250	120	-

Omni Scottsdale Resort & Spa at Montelucia

Alhambra Ballroom	9,216	128' x 72'	16'	1,152	800	660	567
Alhambra Foyer	4,488	132' x 34'	16'	-	-	250	-
Alhambra Foyer West	2,548	98' x 26'	16'	-	-	140	-
Castillo Lucena	2,480	62' x 40'	-	319	-	150	135
Cordoba Room	756	36' x 21'	12'	108	-	60	54
Ferdinand's Cellar	255	17' x 15'	12'	-	-	-	-
Granada Boardroom	464	29' x 16'	12'	-	-	-	-
Granada Parlour	224	14' x 16'	10'	-	-	-	-
Private Dining #1	253	23' x 11'	12'	-	-	-	-
Sevilla Room	756	36' x 21'	12'	108	-	60	54
Valencia Ballroom	4,590	90' x 51'	15'	690	450	320	315
Valencia Foyer	864	54' x 16'	12'	-	-	-	-
⚙ Andalusian Suite Plaza	2,790	45' x 62'	-	-	-	140	-
⚙ Ballroom Terrace	6,615	45' x 147'	-	-	-	350	-
⚙ Bocce Garden	6,000	100' x 60'	-	-	-	-	-
⚙ Camelback Suite Lawn	4,000	50' x 80'	-	-	-	230	-
⚙ Chef's Kitchen & Herb Garden	4,000	-	-	-	-	-	-
⚙ Oasis Pool Plaza	12,426	114' x 109'	-	-	-	530	-
⚙ Pavilion	34,040	184' x 185'	-	-	-	1,900	-




SQUARE FEET	DIMENSIONS (LxW)	CEILING HEIGHT	THEATER	RECEPTION	BANQUET	CLASSROOM
-------------	------------------	----------------	---------	-----------	---------	-----------


Omni Scottsdale Resort & Spa at Montelucia, cont.


⚙ Valencia Lawn	12,656	112' x 113'	-	-	-	750	-
-----------------	--------	-------------	---	---	---	-----	---

The Phoenician

Acacia Meeting Planner Studio	373	28' x 14'	-	15	-	-	12
Ballroom East Foyer	6,282	111' x 65'	18'	-	1,046	420	-
Ballroom South Foyer	7,902	243' x 35'	17'	-	1,332	-	-
Camelback Ballroom	15,000	192' x 85'	22'	1,394	1,500	1,000	864
Canyon Foyer	1,005	87' x 13'	20'	-	100	-	-
Estrella Theatre	5,822	85' x 67'	18'	600	500	260	250
Executive Suites 1, 3 (each)	1,200	46' x 43'	15'	-	139	-	-
Executive Suite 2	1,200	60' x 43'	15'	-	139	-	-
Grand Ballroom	22,533	202' x 114'	23.5'	2,500	2,444	1,700	960
Meeting Room 1 - Boojum	821	32' x 27'	8.6'	60	85	50	36
Meeting Room 2 - Cottonwood	808	30' x 27'	8.6'	60	85	50	40
Meeting Room 3 - Cypress	782	27' x 30'	8.6'	60	85	40	40
Meeting Room 4 - Eucalyptus	367	26' x 15'	8.6'	25	40	10	16
Meeting Room 5 - Ironwood	469	31' x 17'	8.6'	25	40	20	16
Meeting Room 6 - Jacaranda Boardroom	453	32' x 16'	8.6'	-	-	-	-
Meeting Room 7 - Joshua	426	31' x 17'	8.6'	25	40	20	16
Meeting Room 8 - Juniper	424	29' x 17'	8.6'	25	40	20	16
Meeting Room 9 - Mesquite	753	28' x 27'	8.6'	25	60	20	16
Meeting Room 10 - Palo Verde	675	27' x 25'	8.6'	75	90	50	45
Meeting Room 11 - Pine	829	31' x 27'	8.6'	75	90	50	45
Meeting Room 12 - Pinon	728	27' x 29'	8.6'	75	90	50	45
Meeting Room 13 - Willow Boardroom	762	27' x 31'	8.6'	-	-	-	-
Meeting Room 14 - Cactus Wren Boardroom	725	34' x 31'	8.6'	-	-	-	-
Meeting Room 15 - Eagle	1,093	37' x 31'	8.6'	80	95	50	50
Meeting Room 16 - Falcon	1,083	34' x 31'	8.6'	80	95	50	50
Meeting Room 17 - Hawk	1,097	37' x 31'	8.6'	80	95	50	50
Meeting Room 18 - Hummingbird	1,086	34' x 31'	8.6'	80	95	50	50
Meeting Room 19 - Meadow Lark	740	32' x 23'	8.6'	70	45	30	42

	SQUARE FEET	DIMENSIONS (LxW)	CEILING HEIGHT	THEATER	RECEPTION	BANQUET	CLASSROOM
The Phoenician, cont.							
Meeting Room 20 - Owl	788	33' x 25'	8.6'	70	75	30	42
Meeting Room 21 - Quail	785	33' x 25'	8.6'	70	75	30	42
Meeting Room 22 - Roadrunner	791	33' x 25'	8.6'	70	75	30	42
Meeting Room 23 - Woodpecker	788	33' x 25'	8.6'	70	115	30	42
Red Rock Boardroom (Canyon Bldg.)	978	52' x 29'	10.11'	-	-	-	-
⚙ Canyon Patio	3,245	91' x 43'	-	-	300	190	-
⚙ East Lawn	10,310	-	-	-	1,217	600	-
⚙ Phoenician Patio	7,776	101' x 117'	-	-	800	480	-
⚙ West Patio	7,699	107' x 75'	-	-	800	400	-
Residence Inn by Marriott Scottsdale North							
Main Meeting Room	640	-	-	40	60	20	25
Residence Inn by Marriott Scottsdale Paradise Valley							
Kokopelli	460	23' x 20'	8'	30	25	15	18
Royal Palms Resort and Spa							
Cervantes	612	34' x 18'	9.75'	40	50	40	20
Cervantes Lounge	700	35' x 20'	9.75'	-	40	-	-
Estrella East	1,505	42' x 34'	13.6'	180	200	90	96
Estrella Salon	2,450	68' x 34'	13.6'	280	300	180	150
Estrella West	945	34' x 26'	13.6'	80	100	60	54
Palmera Lounge	1,071	51' x 21'	13.6'	125	80	60	-
Palmera North	920	38' x 20'	13.6'	64	80	50	42
Palmera Salon	2,120	51' x 33'	13.6'	200	220	140	100
Palmera South	1,200	38' x 31'	13.6'	110	140	80	60
Vernadero	510	17' x 17'	14'	-	-	-	18
⚙ Alegria Garden	1,600	50' x 32'	-	120	100	60	-
⚙ Alegria Lawn	2,496	64' x 39'	-	-	150	140	-
⚙ Cervantes Patio	300	30' x 10'	-	-	20	10	-
⚙ Estrella Garden	1,728	72' x 24'	-	-	100	60	-
⚙ Estrella Patio	870	58' x 15'	13.5'	-	200	-	-
⚙ Palmera Garden	810	45' x 18'	-	-	50	30	-

	SQUARE FEET	DIMENSIONS (LxW)	CEILING HEIGHT	THEATER	RECEPTION	BANQUET	CLASSROOM
Royal Palms Resort and Spa, cont.							
⚙️ Palmera Patio	750	50' x 15'	14'	-	125	60	-
⚙️ Reflecting Pool	900	90' x 10'	-	-	200	80	-
⚙️ Valencia Garden	2,457	63' x 39'	-	-	60	50	-
⚙️ Vernadero Lawn	2,448	72' x 34'	-	-	200	160	-
The Saguaro Scottsdale							
Agave Ballroom	2,400	60' x 40'	-	150	170	120	75
Anchusa I-II (combined)	2,646	63' x 42'	14'	300	300	240	180
La Plaza	1,976	51' x 74'	9'	120	180	150	-
Lantana I-II (combined)	836	38' x 22'	9'	100	80	70	54
Manzanita	253	11' x 23'	9'	12	12	16	9
Mariposa I-II (combined)	912	39' x 24'	9'	103	80	77	60
Saguaro Restaurant	1,008	36' x 28'	10'	50	100	40	25
Staghorn Boardroom	341	31' x 11'	9'	16	-	-	-
⚙️ Agave East Terrace	1,000	-	-	-	125	40	-
⚙️ Calma Pool	4,000	-	-	-	150	-	-
⚙️ Picante Pool	13,090	-	-	-	600	-	-
Sanctuary on Camelback Mountain Resort and Spa							
Executive Boardroom	360	19' x 17'	-	-	-	-	-
Montana Boardroom	504	24' x 21'	-	-	-	-	-
Praying Monk	925	25' x 37'	-	80	80	60	30
The Views A-E (combined)	3,204	43' x 71'	12'	250	211	211	140
Vista Boardroom	925	20' x 29'	-	-	-	-	-
XII	-	-	-	-	-	12	-
⚙️ Lower Lawn	3,000	-	-	150	200	150	-
⚙️ Paradise Views Patio	2,340	45' x 52'	-	150	150	80	-
⚙️ Pool Deck	5,000	-	-	-	150	125	-
⚙️ Sunset	-	-	-	-	40	27	-
⚙️ Sunset Garden	-	-	-	-	80	40	-
⚙️ The Views Terrace	-	-	-	-	150	60	-

	SQUARE FEET	DIMENSIONS (LxW)	CEILING HEIGHT	THEATER	RECEPTION	BANQUET	CLASSROOM
The Scott Resort & Spa							
Elements Ballroom (Air, Earth, Fire, Water, Elements)	6,800	102' x 68'	16'	720	800	400	360
Frio	1,120	35' x 32'	9'	50	60	40	35
Fuego	1,445	23' x 32'	10.9'	60	90	40	40
Sky Ballroom (Cloud, Rain, Star, Sky, Moon, Sun)	4,500	70' x 64'	10.9'	480	500	300	230
⚙️ Oasis Lagoon	3,600	-	-	-	120	-	-
⚙️ Pool Deck	-	-	-	-	200	-	-
Scottsdale Camelback Resort							
The Gallery	900	36' x 25'	9'	70	65	65	45
The Sonoran Theater	500	-	-	23	-	-	23
Scottsdale Marriott at McDowell Mountains							
Barcelona I-III (combined)	1,823	30' x 66'	14'	110	120	120	84
Bella Vista	760	38' x 20'	8'	50	60	40	35
Cordoba	460	23' x 20'	10'	-	-	-	-
Corsica	440	22' x 20'	10'	-	-	-	-
Cyprus I	555	21' x 23'	8'	36	40	40	24
Cyprus II	495	21' x 21'	8'	30	35	30	20
Cyprus III, IV (each)	461	21' x 20'	8'	30	35	30	16
Granada I-II (combined)	1,705	62' x 28'	10'	110	170	110	80
Madrid I-II (combined)	800	34' x 24'	8'	60	70	60	48
Seville I-III (combined)	1,564	23' x 68'	10'	120	120	100	75
Valencia I-VII (combined)	5,005	52' x 97'	14'	500	530	320	300
⚙️ Alicante Patio	2,500	-	-	-	150	100	-
⚙️ Barcelona Terrace	1,104	46' x 24'	-	-	70	70	-
⚙️ La Veranda Patio	1,700	-	-	-	100	70	-
⚙️ Palm Court	2,000	-	-	-	250	180	-
⚙️ Splash Patio	2,000	-	-	-	250	200	-
Scottsdale Marriott Suites Old Town							
Agave	333	24' x 15'	10'	16	20	16	-
Boardroom	650	26' x 25'	10'	-	-	-	-
Cottonwood	850	40' x 22'	10'	60	50	50	40



	SQUARE FEET	DIMENSIONS (LxW)	CEILING HEIGHT	THEATER	RECEPTION	BANQUET	CLASSROOM
--	-------------	------------------	----------------	---------	-----------	---------	-----------

Scottsdale Marriott Suites Old Town, cont.


Courtyard	2,000	60' x 24'	-	-	500	400	-
Desert Willow, Ocotillo, Palo Verde (each)	850	39.5' x 21.5'	10'	60	50	50	40
Ironwood	704	32' x 22'	10'	50	40	36	24
Presidential Boardroom Suites (each)	880	-	-	-	20	-	-
Salons 1-2 (combined)	1,380	60' x 23'	8'	110	125	80	65
Scottsdale Room	528	24' x 23'	9'	40	40	30	21

The Scottsdale Plaza Resort

Conference Foyer	4,800	160' x 30'	-	-	800	-	-
El Teatro	1,760	44' x 32'	10'	-	-	-	85
Gallery	1,508	58' x 26'	-	-	150	-	-
Grande Ballroom A-F (combined)	10,080	140' x 72'	22'	1,200	1,000	800	750
La Valencia A-B (combined)	2,820	60' x 47'	12'	350	275	200	200
La Vinca	528	33' x 16'	10'	-	14	14	-
Las Palmas A-C (combined)	1,860	60' x 31'	14'	200	150	120	120
Lodge Boardroom	1,040	40' x 26'	10'	-	30	20	-
⚙ Outdoor Function Space (combined)	17,200	-	-	-	-	-	-
⚙ Terraza	7,200	120' x 60'	-	-	800	-	-

The Scottsdale Resort at McCormick Ranch

Apache I-IV (combined)	4,305	105' x 41'	14'	430	430	360	210
Arizona I-III (combined)	6,084	78' x 78'	14'	605	600	500	300
Board Room	1,131	39' x 29'	10'	84	84	80	48
Council	651	31' x 21'	10'	50	50	40	32
Grand Coronado I-V (combined)	9,600	120' x 80'	22'	1,000	1,000	800	600
Hopi	294	21' x 14'	10'	20	20	12	12
Isleta	432	27' x 16'	10'	24	-	-	9
Maricopa I-III (combined)	6,084	78' x 78'	14'	605	605	500	300
Meeting Rooms 198, 398 (each)	351	27' x 13'	10'	18	-	-	9
Mohave, Laguna (each)	336	21' x 16'	10'	12	-	-	6
Papago I-II (combined)	2,800	70' x 40'	12'	295	295	240	150
Pima	1,911	49' x 39'	10'	180	180	120	96

	SQUARE FEET	DIMENSIONS (LxW)	CEILING HEIGHT	THEATER	RECEPTION	BANQUET	CLASSROOM
The Scottsdale Resort at McCormick Ranch, cont.							
Pueblo I-IV (combined)	3,649	89' x 41'	14'	365	365	300	224
Treaty	693	33' x 21'	10'	50	50	42	40
⚙️ Outdoor Function Spaces (sizes vary)	50,000	-	-	-	-	-	-
Talking Stick Resort							
Dove G-I (combined)	3,210	36' x 91'	10'	355	337	264	219
Quail D-F (combined)	3,096	36' x 88'	10'	333	316	248	207
Red Bird J-l (combined)	3,105	36' x 88'	10'	333	316	248	207
Roadrunner A-C (combined)	3,230	36' x 91'	10'	355	337	264	219
Salt River 1-8 (combined)	24,556	212' x 115'	24'	2,666	2,526	2,000	1,653
⚙️ Outdoor Function Space (sizes vary)	50,000	-	-	-	-	-	-
W Scottsdale Hotel							
Focus	988	26' x 38'	10'	80	50	48	24
Great Room 1-2 (combined)	3,500	50' x 71'	14'	340	400	160	120
Mingle	1,535	20' x 74'	14'	-	100	80	-
Social	1,900	26' x 72'	14'	-	150	112	-
Strategy	220	14' x 17'	9'	-	-	8	-
Studio 1	480	21' x 22'	11'	30	25	24	12
Studio 2	523	22' x 24'	11'	45	65	24	33
Studio 3	460	21' x 22'	11'	40	20	32	16
Studio 4	320	21' x 17'	11'	20	15	16	8
⚙️ Focus Canopy	1,764	42' x 42'	10'	-	50	40	-
⚙️ Sunset Lawn	1,624	59' x 28'	-	220	200	80	-
We-Ko-Pa Resort & Conference Center							
Conference Wing 101-106 (combined)	3,600	100' x 36'	10.5'	280	200	160	150
Wassaja Ballroom 107-115 (combined)	18,000	150' x 120'	18'	1,800	1,200	1,000	1,000
⚙️ Outdoor Function Space	30,000	-	-	-	-	-	-
The Westin Kierland Resort & Spa							
Culturekeepers Hall (South)	2,925	117' x 25'	-	-	305	-	-
Culturekeepers Hall (West)	5,700	190' x 30'	-	-	611	-	-
Cushing A-B (combined)	1,242	51' x 24'	13'	128	126	100	81



SQUARE FEET	DIMENSIONS (LxW)	CEILING HEIGHT	THEATER	RECEPTION	BANQUET	CLASSROOM
-------------	------------------	----------------	---------	-----------	---------	-----------

The Westin Kierland Resort & Spa, cont.

Greenway A-B (combined)	1,446	60' x 24'	13'	168	147	100	72
Hall of State	3,298	97' x 34'	-	-	347	-	-
Herberger Ballroom 1-5, A-B (combined)	14,336	154' x 93'	15'	2,005	1,474	1,170	1,128
Herberger Foyer (East)	644	46' x 14'	-	-	-	-	-
Herberger Foyer (North)	2,702	148' x 14'	-	-	-	-	-
Herberger Foyer (West)	1,288	92' x 14'	-	-	-	-	-
Kierland Grand Ballroom 1-4, A-C (combined)	24,541	205' x 119'	25'	3,601	2,316	1,900	1,596
Kirkland	1,045	42' x 25'	13'	108	105	80	63
Lowell A-B (combined)	860	43' x 20'	13'	96	84	60	54
Mapmakers A-B (combined)	1,220	50' x 24'	9'	132	121	90	72
Merriam A-B (combined)	860	43' x 20'	13'	96	84	60	54
Noble Boardroom	658	38' x 17'	13'	-	-	-	-
Parke	641	27' x 23'	13'	56	63	40	30
Pathfinders A-B (combined)	970	40' x 24'	9'	120	100	70	72
Powell A-B (combined)	1,242	51' x 24'	13'	128	126	100	81
Rainmakers Ballroom A-C (combined)	3,397	77' x 44'	13'	336	337	240	135
Sitgreaves	641	27' x 23'	13'	56	63	40	30
Trailblazer's Ballroom	11,305	89' x 124'	18'	1,216	1,100	840	663
Tribal Room A-B (combined)	970	40' x 24'	9'	120	100	70	72
Whipple	641	27' x 23'	13'	56	63	40	30
⚙️ The Clubhouse Lawn	4,000	-	-	-	-	-	-
⚙️ Dreamweavers Canyon	7,500	-	-	-	-	-	-
⚙️ Marshall's Outpost Lawn	27,000	-	-	-	-	-	-
⚙️ Marshall's Outpost Pavilion	3,400	81' x 42'	-	-	-	-	-
⚙️ Peacekeepers Garden	1,800	-	-	-	-	-	-
⚙️ Pittman Lawn	42,000	-	-	-	-	-	-
⚙️ Sandpainters Courtyard	12,000	-	-	-	-	-	-
⚙️ Windsingers Valley	9,000	-	-	-	-	-	-