

1. Staff briefing regarding 2022 - 2027 Bond Program, to include proposed 2022 Bond program allocations and update on Community Bond Committee meetings. [Roderick Sanchez, Assistant City Manager, Razi Hosseini, Director, Public Works]



City of San Antonio

Agenda Memorandum

File Number:

Agenda Item Number: 1

Agenda Date: October 13, 2021

In Control: City Council B Session

DEPARTMENT: Public Works Department

DEPARTMENT HEAD: Razi Hosseini

COUNCIL DISTRICTS IMPACTED: Citywide

SUBJECT:

Briefing on the process for the 2022 -2027 Bond Program

SUMMARY:

Staff briefing and update regarding proposed process for the 2022-2027 Bond Program based on the feedback received from City Council on September 29, 2021.

BACKGROUND INFORMATION:

The City's long-term Debt Management Plan includes a General Obligation Bond Program every five years to fund major capital infrastructure projects throughout the City. The last Bond Program was approved by voters on May 6, 2017, consisting of six propositions with 180 projects totaling \$850 million. Over 80% percent of these projects are either complete or under construction.

The process used for the development of the 2017-2022 Bond Program was well received by the community. This process included the development of lists of projects recommended by staff, the assembly and appointment of Community Bond Committees for project recommendation, and final City Council approval of the project list for the public's consideration.

As part of the 2017 Bond development process, five Community Bond Committees were created for a limited duration to serve in an advisory capacity with the responsibility of recommending to City Council capital improvement projects to consider for possible inclusion within the 2017-2022 Bond Program.

The five Community Bond Committees included:

- Streets, Bridges & Sidewalks
- Drainage & Flood Control
- Parks & Recreation
- Facilities
- Neighborhood Improvements

Each Committee had three citizen appointments per City Council District and two citizens' appointments by the Mayor serving as Co-Chairs of the Committee for a total of 32 citizen representatives per Committee. The Mayor also appointed Tri-Chairs, who provided oversight for all five committees.

Bringing together this diverse group of individuals with varied backgrounds and experiences from across the City of San Antonio enabled the Community Bond Committees to critically evaluate and propose a prioritized list of projects for the 2017-2022 Bond Program.

ISSUE:

Staff will present on the proposed process for the 2022-2027 Bond Program based on the feedback received from City Council on September 29, 2021. Briefing will include an overview of proposed 2022 Bond program allocations, project recommendations, an update on the community committee process and an updated schedule.

ALTERNATIVES:

This item is for briefing purposes only.

FISCAL IMPACT:

This item is for briefing purposes only.

RECOMMENDATION:

This item is for briefing purposes on the proposed process for the 2022 Bond Program.

PROPOSED 2022-2027

BOND

PROGRAM

City of San Antonio

B-Session
2022 Bond Program Development
October 13, 2021

CITY MANAGER'S OFFICE & PUBLIC WORKS

Agenda

PROPOSED 2022-2027

BOND

PROGRAM

City of San Antonio



Bond Program Feedback Overview



Proposed 2022 Bond Program Propositions



Guiding Principles



**Staff Recommendations
2022 Bond Program Funding**



Next Steps

Bond Committee Process & Timeline

Key Points



- ✓ Neighborhood Infrastructure Project
- ✓ \$600M in Streets and Drainage Projects
- ✓ \$300M in Parks, Recreation and Open Spaces
 - \$126M to continue Linear Greenway Trails
- ✓ \$150M in Housing Bond
- ✓ Focused Projects on Regional Centers
- ✓ Leveraged Funding through 4 City Initiated TIRZ and Stormwater Facilities Fund
- ✓ Increase Public Art Funding to 1.5%

Proposed 2022 Bond Program

\$1.2 Billion



**STREETS, BRIDGES
& SIDEWALKS**

\$450M



**PARKS &
RECREATION**

\$300M



**DRAINAGE &
FLOOD CONTROL**

\$150M



HOUSING

\$150M



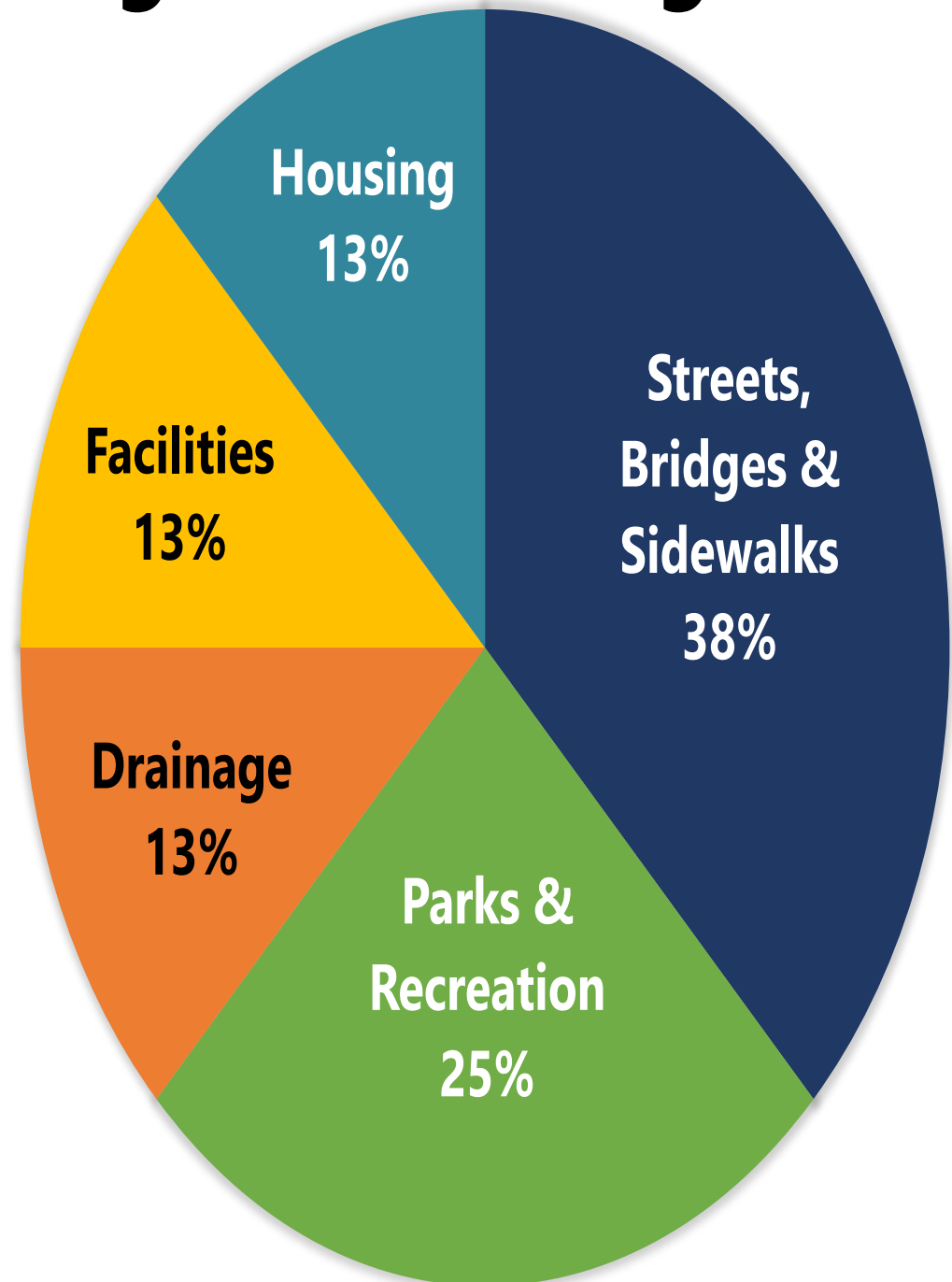
FACILITIES

\$150M

Proposed 2022 Bond Program Funding By Proposition

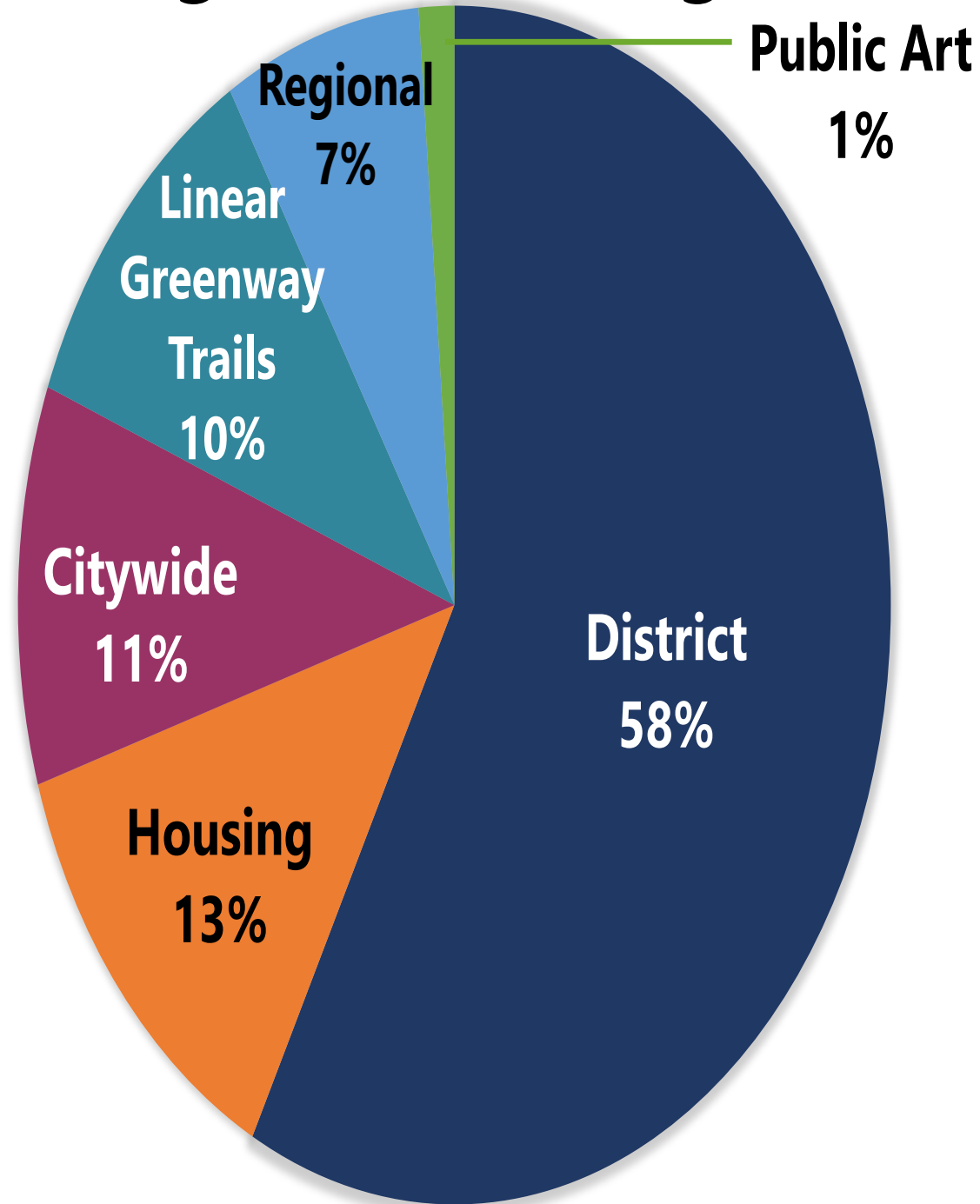
Proposition	Amount
Streets, Bridges & Sidewalks	\$450,000,000
Parks & Recreation	\$300,000,000
Drainage	\$150,000,000
Facilities	\$150,000,000
Housing ¹	\$150,000,000
Total	\$1,200,000,000

¹Public Art Allocation (1.5%) does not apply to Housing Bond funding.




Proposed 2022 Bond Program Funding By Category

Category	Amount
District	\$691,825,000
Housing	\$150,000,000
Citywide	\$129,283,240
Linear Greenway Trails	\$125,825,000
Regional	\$ 87,350,000
Public Art ¹	\$ 15,716,760
Total	\$1,200,000,000



¹Public Art Allocation (1.5%) does not apply to Housing Bond funding.



Guiding Principles



Connectivity

Projects will enhance access to opportunities and align with city adopted plans.



Public Health & Safety

Projects will enhance public health, wellness and safe connectivity to community destinations. Projects will also promote sustainable green infrastructure.



Resiliency

Projects will improve existing conditions to protect, adapt and respond to natural and human-made hazards.



Equity

Projects will support infrastructure improvements within communities of color and low-income communities.



Council Input

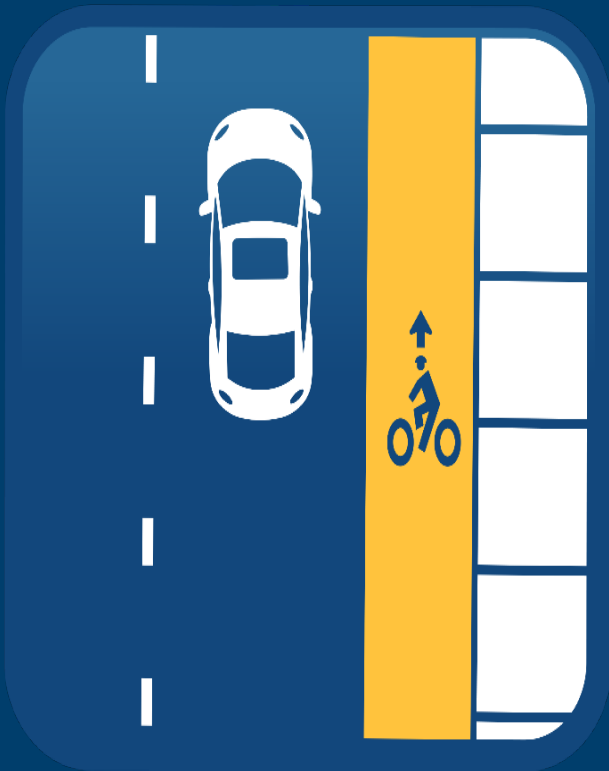
Staff Recommendations

- Bond Program Categories
- Regional Center Projects
- Citywide Projects
- Housing
- Alternative Funding
- Public Art

Streets, Bridges & Sidewalks

\$450
MILLION

58
PROJECTS



- **\$381.7 Million** District Projects
- **\$15 Million** Citywide Projects
- **\$6.7 Million** Public Art (1.5%)
- **\$46.6 Million** Projects within a Regional Center

\$100
MILLION
F-Streets

Parks, Recreation & Open Spaces



\$300
MILLION

67
PROJECTS

- **\$101.7 Million** District Projects
- **\$165.8 Million** Citywide Projects
- **\$4.5 Million** Public Art (1.5%)
- **\$28 Million** Projects within a Regional Center

\$126
MILLION
Linear Greenway Trails

Drainage & Flood Control



\$150
MILLION

18
PROJECTS

- **\$147.7 Million** District Projects
- **\$2.3 Million** Public Art (1.5%)


\$38
MILLION

Leveraged Storm Regional Funds
For Total of \$188 Million

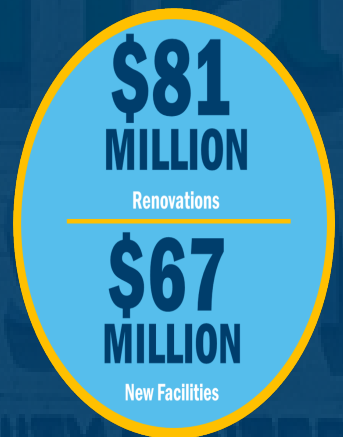
Facilities

\$150
MILLION

18
PROJECTS



- **\$60.8 Million** District Projects
- **\$74.2 Million** Citywide Projects
- **\$2.2 Million** Public Art (1.5%)
- **\$12.8 Million** Projects within a Regional Center



Housing

Staff Recommendation

**\$150
MILLION**

2022 Bond Program

Area Median Income (AMI)

30% AMI: \$0 - \$22,000

50% AMI: \$22,000 - \$37,000

60% - 100% AMI: \$44,000 - \$74,000

- Permanent Supportive Housing (PSH) development
- Rental housing production and preservation for households making less than 30% AMI
- Single family housing preservation for households making less than 50% AMI
- Single family housing construction for households making between 60 -100% AMI

Housing Production & Preservation Targets

Strategic Housing Implementation Plan

FY 2022-FY 2032

	HOMEOWNERSHIP		RENTAL	
Household AMI	Production	Preservation	Production	Preservation
0-30% AMI	0	5,786	6,897*	909
31-50% AMI	0	3,200	2,653	1,137
51-60% AMI	0	1,000	1,061	455
61-80% AMI	650	500	0	2,046
81-100% AMI	650	250	0	0
101-120% AMI	650	250	0	0
Total	1,950	10,986	10,611	4,547
Grand Total	12,936		15,158	

*Includes 1,000 Units of PSH

5-Year Affordable Housing Funding Strategy

- **\$1.6 Billion**
- Leverages resources from our housing partners: SAHA, SAHT, TDHCA, and HUD.
- Aligns with the Strategic Housing Implementation Plan.
- Will achieve 50% of the housing production and preservation goal by Year 5.

Funding Source	Amount
2022 Bond Program	\$ 150,000,000
Affordable Housing Budget (5 Years)	\$ 138,694,000
HOME Cares	\$ 18,000,000
Developer Initiated TIRZ	\$ 85,000,000
SAHT	\$ 17,500,000
SAHT PFC Tax Exemption	\$ 79,500,000
SAHA	\$ 57,000,000
Subtotal	\$ 545,694,000
Equity	
Tax Credit Equity	\$ 1,070,500,000
Subtotal	\$ 1,070,500,000
TOTAL	\$ 1,616,194,000

City Initiated TIRZ Project Recommendations



- 3 Projects Within Regional Centers
- 4 Citywide Projects

- Houston Street
 - Dolorosa Street \$22 Million
 - Flores Street \$14 Million
- Midtown
 - Broadway \$17 Million
- Inner City
 - Ella Austin \$11.5 Million
 - La Villita \$2.5 Million
- West Side
 - Market Square \$6.5 Million
 - Guadalupe Theatre \$3.5 Million

Proposed 1.5% Public Art Allocation

PROPOSED 2022-2027

BOND

PROGRAM

City of San Antonio

\$15.7 Million

35
Public Art Projects

80 Artworks

42 Artists

14 Fabricators

2 – 3 projects in each CD

*Number of projects dependent on type of artwork (mural, sculpture, etc.)

**Public Art Allocation does not apply to Housing Bond funding

Art & Cultural Facility Investments

Potential
Funding Investment

\$18
MILLION

5 Projects

- Carver Community Cultural Center
- Guadalupe Theatre
- La Villita
- Market Square
- Magik Theater Renovations

Bond Committee Appointments



Bond Committees

- Serve in an advisory role
- Obtain community input
- Consider and recommend potential projects to City Council for 2022 Bond Program



STREETS, BRIDGES
& SIDEWALKS



DRAINAGE &
FLOOD CONTROL



PARKS



FACILITIES



HOUSING



Appointments

13

APPOINTED BY MAYOR

(3) Tri-Chairs & (10) Co-Chairs 2 Per Committee

15

APPOINTED BY COUNCIL

(3) Citizen Appointments Per Council District Per Committee

OCTOBER 13, 2021

Appointment Deadline

Community Bond Committee Meetings

- Committee meetings will begin week of October 25
- Meetings will be open to the public
- Parking will be free

Community Bond Committee

Project Selection Process

- Purpose of Bond Committee meetings is to obtain community input and discuss staff recommended projects.
- Bond Committees recommend a list of proposed projects for City Council consideration following the established guiding principles.
- City Council reviews and approves a final list of projects for inclusion in proposed Bond Program election.

Next Steps

PROPOSED 2022-2027

BOND

PROGRAM

City of San Antonio

Community Bond
Committee Meetings

Starting October 25

Timeline

- **October 13** Mayor & City Council Committee Appointments
- **October 25 – December 14** Bond Committee Meetings
- **January 12, 2022** Bond Committee Recommended Project List
- **January 20, 2022** City Council Approval of Project List
- **February 3, 2022** City Council Call for Election
- **May 7, 2022** Public Vote on Proposed Bond

PROPOSED 2022-2027

BOND

PROGRAM

City of San Antonio

Erik Walsh, City Manager

Rod Sanchez, Assistant City Manager

Lori Houston, Assistant City Manager

Razi Hosseini, P.E, R.P.L.S., Director/City Engineer

**B-Session
2022 Bond Program
Development Process**

October 13, 2021

PRESENTED BY: CITY MANAGER'S OFFICE & PUBLIC WORKS

2022 - 2027 Bond Program

Proposition 3 - Parks, Recreation & Open Spaces



TABLE - 1 CONSIDERED PROJECTS BY DISTRICT			
Council District	No. Projects	Total Dollars	% Dollars
District 1	4	\$ 16,600,000	6%
District 2	4	\$ 6,750,000	2%
District 3	8	\$ 10,300,000	3%
District 4	8	\$ 11,700,000	4%
District 5	7	\$ 15,150,000	5%
District 6	8	\$ 10,200,000	3%
District 7	6	\$ 6,375,000	2%
District 8	6	\$ 6,800,000	2%
District 9	4	\$ 7,875,000	3%
District 10	6	\$ 9,925,000	3%
Citywide	5	\$ 165,825,000	55%
Regional	2	\$ 28,000,000	9%
Public Art (1.5%)	1	\$ 4,500,000	1.5%
*TOTAL	69	\$ 300,000,000	100%

*Total count by district includes projects that cross districts.

BOND FUNDING CAPACITY	\$300,000,000
------------------------------	----------------------

Item	Project Name	Proposition	Council District	Bond Budget	Original Budget	Agency/Dept Requestor	Other Funding Sources	Scope
1	District 1 Multigenerational Center	Parks	1	\$ 14,000,000	\$ 14,000,000	Department of Human Services		Demolish existing Kenwood Community Center and construct a new facility that will support senior and constituent services, meeting space and other recreational services. Add Park Improvements.
2	District 1 Parks	Parks	1	\$ 900,000	\$ 2,000,000	Parks & Recreation		Amount of this total would be distributed among various parks for general improvements. Parks include Maverick Park and Dellview Park.
3	Olmos Basin Park	Parks	1	\$ 700,000	\$ 700,000	Parks & Recreation		General park improvements which may include the installation of a permanent restroom to service the McCullough/Jackson- Keller area of the park.
4	San Pedro Springs Park	Parks	1	\$ 1,000,000	\$ 1,500,000	Parks & Recreation		General park improvements and rehabilitation in support of the Park's Master Plan. Improvements may include rehabilitation of the historic grotto and historic acequia.
5	Boys and Girls Clubs - Eastside	Parks	2	\$ 3,750,000	\$ 3,750,000	Parks Recreation PWD		Structural assessment and improvements within available funding.
6	District 2 Parks	Parks	2	\$ 1,000,000	\$ 2,000,000	Parks & Recreation		General park improvements and rehabilitation of Milam Wesley Tealer Park and Dellcrest Park.
7	Lockwood/Dignowity Park	Parks	2	\$ 1,000,000	\$ 1,000,000	Parks Recreation PWD		General park improvements which may include development of a splash pad with shade enhancements.
8	Martin Luther King Park	Parks	2	\$ 1,000,000	\$ 1,500,000	Parks & Recreation		General park improvements which may include shade enhancements at the basketball court.
9	Concepcion Park	Parks	3	\$ 600,000	\$ 700,000	Council Request		General park improvements which may include a new dog park.
10	District 3 Aquatics Facility	Parks	3	\$ 5,000,000	\$ 5,500,000	Council Request		Development of a new aquatics facility to possibly include a swimming pool with splash pad.
11	District 3 Parks	Parks	3	\$ 900,000	\$ 1,500,000	Citizen & Staff, Council Request		General park improvements and rehabilitation to possibly include restroom improvements at Bellaire Park and Highland Park.
12	Harlandale Park	Parks	3	\$ 750,000	\$ 750,000	Parks Recreation PWD		General park improvements which may include playground shade enhancements, parking improvements and pedestrian bridge enhancements.
13	Jupe Manor Neighborhood Park	Parks	3	\$ 500,000	\$ 600,000	Parks Recreation PWD		General park improvements which may include shade enhancements, security lighting, walking trail, parking expansion, community garden and a new dog park.
14	New Parks at Nopal and S. Gevers St.	Parks	3	\$ 800,000	\$ 800,000	PWD		Leveraged funding for the potential development of two new parks in conjunction with storm drainage structures along Nopal St. and S. Gevers St. which may include a walking trails, trail head, portable restroom and site furnishings. (Storm Water Collaboration)
15	Pickwell Park	Parks	3	\$ 500,000	\$ 500,000	Parks Recreation PWD		General park improvements which may include the addition of shade and sport court rehabilitation.
16	Southside Lions Park	Parks	3	\$ 1,250,000	\$ 2,200,000	Citizen & Staff		General park improvements which may include security lighting, a new skate park, dog fountain, pier at the lake, picnic amenities, a playground with shade enhancements, splash pad and enhancements to the scenic overlook.
17	Arnold Park	Parks	4	\$ 500,000	\$ 500,000	Parks Recreation PWD		General park improvements.
18	Caracol Creek Park	Parks	4	\$ 500,000	\$ 500,000	Parks Recreation PWD		General park development in support of the Park's Master Plan. Development may include a picnic and seating area, parking area and amenities.
19	District 4 Multigenerational Center at Palo Alto College	Parks	4	\$ 5,000,000	\$ 15,000,000	Council Request	ACCD	Construction a new facility to support senior and constituent services, meeting space and other recreational services. Leveraged fund/ partnership with ACCD.
20	District 4 Parks	Parks	4	\$ 1,800,000	\$ 2,500,000	Council Request		General park improvements such as shade enhancements at Palo Alto Terrace Park, Medina Base Park, Spicewood Park, Gateway Terrace Park.
21	Heritage Neighborhood Park	Parks	4	\$ 800,000	\$ 1,000,000	Parks Recreation PWD		General park improvements which may include trail expansion, basketball court shade enhancements, security lighting and park entrance improvements.
22	Medina River Natural Area	Parks	4	\$ 800,000	\$ 500,000	Parks & Recreation		General park improvements which may include restroom improvements and parking lot expansion.
23	Millers Pond Park (Community Center)	Parks	4	\$ 800,000	\$ 1,000,000	Council Request		General park improvements which may include expansion to, and renovation of the restroom, playground shade and parking lot improvements.

Item	Project Name	Proposition	Council District	Bond Budget	Original Budget	Agency/Dept Requestor	Other Funding Sources	Scope
24	Pearsall Park	Parks	4	\$ 1,500,000	\$ 2,000,000	Council Request		General park improvements and development in support of the Park's Master Plan which may include sports field improvements, lighting at the dog park, shade enhancements at the splash pad, and a connection to Hillside Acres.
25	Al Forge Park	Parks	5	\$ 500,000	\$ 500,000	Citizen		General park improvements which may include a new playground with shade enhancements.
26	Benavides Park	Parks	5	\$ 800,000	\$ 800,000	Parks & Recreation		General park improvements and development in support of the Park's Master Plan which may include basketball court shade and a skate plaza.
27	Boys and Girls Clubs - Calderon Clubhouse	Parks	5	\$ 3,750,000	\$ 3,750,000	Parks Recreation PWD		Structural assessment and improvements within available funding.
28	District 5 Parks	Parks	5	\$ 1,800,000	\$ 2,000,000	Citizen and Staff, Council Request (Collins Gardens)		General park improvements and rehabilitation of Collins Gardens Park, Kennedy, Clarissa Alderete and Frank Tejada Park.
29	Monterrey Park	Parks	5	\$ 800,000	\$ 1,000,000	Parks & Recreation		General park improvements which may include a splashpad.
30	Normoyle Park and Phase 1 of a New Regional Park at the former Fire Academy Property	Parks	5	\$ 6,750,000	\$ 7,000,000	Parks & Recreation		Land acquisition and development of a new park in support of a new Park Master Plan. Development may include parking, basic amenities, dog park and tree mitigation planting effort. Specialized environmental assessments and permits required. Also includes general improvements to Normoyle Park.
31	Rosedale Park	Parks	5	\$ 750,000	\$ 1,000,000	Parks & Recreation, Citizen		General park improvements which may include shade enhancements, new trail loop and trail improvements, a new playground, restroom, sports field lighting and Mass Pavilion upgrades.
32	Cathedral Rock Park	Parks	6	\$ 500,000	\$ 500,000	Parks Recreation PWD		Construction a new facility to support senior and constituent services, meeting space and other recreational services. Leveraged fund/ partnership with ACCD.
33	Cielo Vista Park	Parks	6	\$ 500,000	\$ 500,000	Council Request		New park development on recently acquired land. General park improvements to possibly include parking, security lighting, trail and other passive outdoor recreational development.
34	Cuellar Park	Parks	6	\$ 500,000	\$ 500,000	Parks & Recreation		General park improvements which may include trail and basketball court improvements, and a new drinking fountain at the walking trail.
35	New Park - Regional Park for District 6 Phase 1	Parks	6	\$ 6,750,000	\$ 7,000,000	Council Request		New Park development which may include land acquisition. Park improvements may include a large scale playground, security lighting, walking trail and other improvements.
36	New Park at Orr Drive and Suzette Avenue	Parks	6	\$ 700,000	\$ 700,000	Council Request		New pocket park development in support of the Park's Master Plan.
37	Piper's Meadow Park	Parks	6	\$ 500,000	\$ 500,000	Parks Recreation PWD		General park improvements which may include lighting and signage.
38	Timber Ridge Park	Parks	6	\$ 750,000	\$ 1,000,000	Parks Recreation PWD		General park improvements which may include a splashpad and other improvements.
39	District 7 Parks	Parks	7	\$ 900,000	\$ 2,000,000	Council Request		General park improvements and rehabilitation of Jane Dubel Park, West Quill Park, Monticello Park and Crystal Hills Park.
40	District 7 Parks Shade Enhancements	Parks	7	\$ 750,000	\$ 800,000	Parks Recreation PWD		Shade enhancements at Joe Ward Park, Lee's Creek Park and Sunset Hills Park.
41	Gilbert Garza Park	Parks	7	\$ 800,000	\$ 1,000,000	Parks Recreation PWD		General park improvements in support of the Park's Master Plan. Improvements may include walking trail upgrades throughout the park, pedestrian bridge enhancements and development of amenities east of the creek.
42	Nani Falcone Park	Parks	7	\$ 750,000	\$ 1,200,000	Council Request		General park improvements to existing park and land acquisition areas which may include skate plaza improvements, shade enhancements, drinking fountain parking lot expansion and trail security lighting.
43	O.P. Schnabel Park	Parks	7	\$ 1,675,000	\$ 2,000,000	Council Request, Parks & Recreation		General park improvements which may include roadway improvements to expand access to park areas, bicycle skills and pump track, perimeter bike path on the grounds of the former golf course.
44	Woodlawn Lake Park	Parks	7	\$ 1,500,000	\$ 2,000,000	Council Request, Parks & Recreation		General park improvements which may include trail improvements, a new pavilion, basketball court shade enhancements, renovation of the pool house and boat house historic structures, security lighting at the dog park, drinking fountains and a new restroom.
45	Al Rhode Park	Parks	8	\$ 500,000	\$ 500,000	Parks Recreation PWD		General park improvements.
46	Bonnie Conner Park	Parks	8	\$ 700,000	\$ 600,000	Citizen & Staff		General park improvements which may include an expansion to the parking lot and trail improvements.
47	Eisenhower Park	Parks	8	\$ 800,000	\$ 1,000,000	Parks Recreation PWD		General park improvements to existing park and land acquisition areas which may include additional trails, a bicycle skills area and a new playground.
48	Friedrich Park	Parks	8	\$ 800,000	\$ 1,000,000	Citizen		General park improvements which may include an expansion to the parking lot.
49	New Medical Center Area Park	Parks	8	\$ 3,250,000	\$ 3,500,000	Council Request		Development of a new park which may include land acquisition.
50	Spring Time Park	Parks	8	\$ 750,000	\$ 1,000,000	Parks Recreation PWD		General park improvements which may include a splash pad.
51	Walker Ranch (formerly District 9 Parks)	Parks	9	\$ 500,000	\$ 1,000,000	Parks Recreation PWD		General park improvements and rehabilitation of Walker Ranch Park.
52	Classen-Stuebing Park	Parks	9	\$ 6,000,000	\$ 6,250,000	Council Request		General park improvements and development in support of the Park's Master Plan.
53	Stone Oak Park	Parks	9	\$ 750,000	\$ 750,000	Parks & Recreation		General park improvements to possibly include trail enhancements.
54	Bietel Creek Linear Trail Park Extension	Parks	10	\$ 6,000,000	\$ 6,500,000	Council Request		2017 Bond Continuation. Trail expansion and other general improvements.
55	Comanche Lookout Park	Parks	10	\$ 800,000	\$ 800,000	Council Request, PWD		General park improvements which may include trail improvements and stabilization of the historic tower structure.
56	Friesenhahn Park	Parks	10	\$ 500,000	\$ 500,000	Council Request, PWD		General park improvements which may include improvements at the pond and a parking expansion.
57	Lady Bird Johnson Park	Parks	10	\$ 1,000,000	\$ 1,000,000	Council Request, PWD		General park improvements.
58	New Buchsensschutz Park	Parks	10	\$ 1,000,000	\$ 1,000,000	Council Request		Development of a new park.
59	McAllister Park	Parks	9, 10	\$ 1,250,000	\$ 2,000,000	Parks Recreation PWD		General park improvements and rehabilitation in support of the Park's Master Plan.

Item	Project Name	Proposition	Council District	Bond Budget	Original Budget	Agency/Dept Requestor	Other Funding Sources	Scope
60	Brackenridge Park	Parks	CW	\$ 5,000,000	\$ 7,000,000	Brackenridge Park Conservancy	Brackenridge Park Conservancy Bexar County	Leveraged funding for park improvements and rehabilitation in support of the Park's Master Plan. Park improvements may include a new world class playground, playground shade enhancements and park entrance improvements.
61	Sunken Garden Theater	Parks	CW	\$ 20,000,000	\$ 25,000,000	Brackenridge Park Conservancy	Brackenridge Park Conservancy	Leveraged funding to construct a new Sunken Garden Theater Facility.
62	Linear Greenway Trails	Parks	CW	\$ 125,825,000	\$ 50,000,000	Parks & Recreation	Bexar County	Acquire and preserve open space along San Antonio creekways and develop multi-use hike and bike trails, trailheads, signage, and associated amenities for use by San Antonio residents and visitors. (\$ 98.5M Linear Greenway & \$27.325M Activate SA)
63	San Antonio Botanical Center (SABOT)	Parks	CW	\$ 5,000,000	\$ 5,000,000	SABOT		Restoration of existing historic and aging structures which may include the Lucille Halsell Conservatory and Greenhouses.
64	San Antonio Zoo	Parks	CW	\$ 10,000,000	\$ 30,000,000	SA Zoo		Leveraged funding for general park improvements and rehabilitation which may include a new visitor's entrance.
65	Public Art (Parks, Recreation & Open Spaces)	Art	Art	\$ 4,500,000	\$ -	Cultural Arts		Increase allocation of 1.5% of funding for the construction, improvement and installation of public art that is accessible to the general public, within the city limits, related to projects in the proposition and in accordance with City Council adopted policies and procedures.
66	Hemisfair Civic Park	Parks	Regional	\$ 18,000,000	\$ 50,000,000	HPARC		Leveraged funding for development in support of the Park's Master Plan. Development may include the Source Plaza, Zocalo, and the Mural Plaza.
67	UTSA Athletic Practice Facility	Parks	Regional	\$ 10,000,000	\$ 15,000,000		Bexar County Roadrunner Foundation	Leverage funding for new Women's and Men's Basketball and Women's Volleyball practice facility on UTSA main campus.
68	Beacon Hill Neighborhood Linear Park	Considered	1	\$ -	\$ 500,000	Parks Recreation PWD		General park improvements which may include lighting at the basketball court and a dog park.
69	Dellview Park	Considered	1	\$ -	\$ 500,000	Parks Recreation PWD		General park improvements which may include a sitting area at the playground, shade enhancements at the pool and additional park lighting.
70	Labor Streets Park	Considered	1	\$ -	\$ 500,000	Citizen		General park improvements which may include a permanent restroom and security lighting.
71	Maverick Park	Considered	1	\$ -	\$ 600,000	Parks & Recreation		General park improvements which may include security lighting, a pavilion, playground, sidewalk renovations, the underground conversion of electrical services, planting trees and pavilion rehabilitation.
72	Pittman-Sullivan Park	Considered	2	\$ -	\$ 500,000	Council Request		General park improvements which may include shade enhancements, trail expansion, playground improvements and development of a new dog park.
73	Kingsborough Park	Considered	3	\$ -	\$ 1,000,000	Parks & Recreation		General aquatics facility improvements and rehabilitation to possibly include a splash pad.
74	Cassiano Park	Considered	5	\$ -	\$ 700,000	Parks & Recreation		General park improvements to possibly include development of a dog park.
75	Las Palmas Park	Considered	5	\$ -	\$ 1,500,000	Council Request		General park improvements and development in support of the enhanced campus concept that includes the Library, YMCA and Park. Improvements may include a dog park.
76	New Regional Park located General Hudnell and Hwy 90	Considered	5	\$ -	\$ 300,000	PWD		Development of a new park adjacent a new 34 acre stormwater detention facility. Improvements may include a wet pond, nature gardens, naturalized areas and walking trails.
77	Tom Slick Park	Considered	6	\$ -	\$ 700,000	Parks Recreation PWD		General park improvements which may include parking lot expansion.
78	Gold Canyon Park	Considered	9	\$ -	\$ 1,000,000	Parks Recreation PWD		General park improvements which may include walking trail improvements.
79	Panther Springs - Wilderness Oak Trailhead	Considered	9	\$ -	\$ 1,000,000	Citizen & Staff		General park improvements which may include security lighting at the trailhead and a dog park.
80	Northern Hills Pool	Considered	10	\$ -	\$ 2,000,000	Council Request Parks Recreation PWD		Acquisition and renovation to Northern Hills neighborhood association Pool.
81	Hardberger Park	Considered	8,9	\$ -	\$ 1,000,000			General park improvements.
82	Tower Park	Considered	Regional	\$ -	\$ 1,500,000	HPARC		Funding for the design of Tower Park.

2022 - 2027 Bond Program

Proposition 1 - Streets, Bridges and Sidewalks



Council District	No. Projects	Total Dollars	% Dollars
District 1	4	\$ 28,095,000	6%
District 2	4	\$ 26,230,000	6%
District 3	5	\$ 34,212,000	8%
District 4	6	\$ 42,209,000	9%
District 5	6	\$ 34,720,000	8%
District 6	6	\$ 45,018,000	10%
District 7	6	\$ 45,641,000	10%
District 8	7	\$ 46,940,000	10%
District 9	6	\$ 42,844,000	10%
District 10	4	\$ 35,741,000	8%
Citywide	2	\$ 15,000,000	3%
Regional	4	\$ 46,600,000	10%
Public Art (1.5%)	1	\$ 6,750,000	1.5%
*TOTAL	61	\$ 450,000,000	100%

BOND FUNDING CAPACITY	\$450,000,000
------------------------------	----------------------

*Total count by district includes projects that may cross districts.

Item	Project Name	Proposition	Council District	Project Continuation	Bond Budget	Request/Original Budget	Agency/Dept Requestor	Other Funding Sources	Scope
1	District 1 F-Streets Reconstruction	Streets	1		\$ 11,495,000		PWD		Construct improvements to roadways with a Pavement Condition Index rating of "F" as appropriate and within available funding.
2	District 1 Pedestrian Mobility	Streets	1		\$ 1,000,000		PWD Transportation		Construct pedestrian mobility improvement projects.
3	Vance Jackson (IH-410 to Adrian) (Phase 1)	Streets	1		\$ 10,000,000		PWD		Roadway improvements to include curbs, sidewalks, driveway approaches, bicycle amenities, drainage and traffic improvements as appropriate and within available funding.
4	District 2 F-Streets Reconstruction	Streets	2		\$ 11,980,000		PWD		Construct improvements to roadways with a Pavement Condition Index rating of "F" as appropriate and within available funding.
5	District 2 Pedestrian Mobility	Streets	2		\$ 1,000,000		PWD Transportation		Construct pedestrian mobility improvement projects.
6	Eastside Area Street Improvements	Streets	2		\$ 6,750,000		Velocity Texas Research & Tehnology Foundation		Improvements to areas streets potentially include bike lanes, sidewalks, lighting, and shade enhancement for multimodal connections to eastside parks. Streets may include: McCullough, Brooklyn, Burnet, 9th St, 10th St, and Burleson as appropriate and within available funding.
7	New Braunfels (Houston Streets to Paso Hondo) Phase 2	Streets	2		\$ 6,500,000		PWD		Construct roadway improvements to include sidewalks, driveway approaches, drainage and other improvements as appropriate and within available funding.
8	District 3 F-Streets Reconstruction	Streets	3		\$ 11,212,000		PWD		Construct improvements to roadways with a Pavement Condition Index rating of "F" as appropriate and within available funding.
9	District 3 Pedestrian Mobility	Streets	3		\$ 1,000,000		PWD Transportation		Construct pedestrian mobility improvement projects.
10	Dorsey Street (Moursund to Garnett)	Streets	3		\$ 5,000,000		Council Request		Reconstruction of roadway improvements to include curbs, sidewalks, driveway approaches, drainage and traffic improvements as appropriate and within available funding.
11	Roosevelt Avenue (VFW to Harding)	Streets	3		\$ 12,000,000		Council Request		Roadway improvements to potentially include curbs, sidewalks, driveway approaches, bicycle amenities, drainage and traffic improvements as appropriate and within available funding.
12	Southcross Pedestrian Improvements Phase 2	Streets	3		\$ 5,000,000		PWD		Widen sidewalks, construct curbs and driveways along Southcross Blvd. Continuation of 2017 Bond project. ROW acquisition as required to relocate utility poles.
13	Bynum Avenue Phase 2 (Mayfield to Gerald)	Streets	4	2017 Bond	\$ 5,000,000		Council Request		(2017 Bond Continuation) Construction of roadway improvements to include curbs, sidewalks, driveway approaches, bicycle amenities, drainage, and traffic improvements as appropriate and within available funding.
14	Covel Road (Ray Ellison to Old Pearsall Road)	Streets	4		\$ 10,000,000		PWD		Roadway improvements to include roadway realignment, sidewalks, driveway approaches, drainage and other improvements as appropriate and within available funding.

Item	Project Name	Proposition	Council District	Project Continuation	Bond Budget	Request/Original Budget	Agency/Dept Requestor	Other Funding Sources	Scope
15	District 4 F-Streets Reconstruction	Streets	4		\$ 9,709,000		PWD		Construct improvements to roadways with a Pavement Condition Index rating of "F" as appropriate and within available funding.
16	District 4 Pedestrian Mobility	Streets	4		\$ 1,000,000		PWD Transportation		Construct pedestrian mobility improvement projects.
17	Watson Road (SH 16 to east of Verano Parkway)	Streets	4		\$ 12,000,000		Council Request	Bexar County FY 2022 Capital Budget	Reconstruct roadway to widen to four lanes in each direction including curbs, sidewalks, driveways and drainage improvements, ROW acquisition required. Project will complete improvements to Watson Road with Bexar County (Phase 1) and Bexar RMA (Phase 2) improvements from SH 16 to Somerset Road. FY 2022 Capital Budget funds allocated to get City portion shovel ready.
18	Brazos Street Corridor	Streets	5		\$ 10,000,000		Council Request		Roadway improvements to potentially include curbs, sidewalks, driveway approaches, bicycle amenities, drainage and traffic improvements as appropriate and within available funding.
19	District 5 F-Streets Reconstruction	Streets	5		\$ 10,020,000		PWD		Construct improvements to roadways with a Pavement Condition Index rating of "F" as appropriate and within available funding.
20	District 5 Pedestrian Mobility	Streets	5		\$ 1,000,000		PWD Transportation		Construct pedestrian mobility improvement projects.
21	Probandt Streets Phase 2 (Cevallos to South Alamo)	Streets	5	2017 Bond	\$ 5,000,000	\$ 5,000,000	PWD		(2017 Bond Continuation) Construction of roadways improvements to include sidewalks, driveway approaches, drainage, intersection improvements at S. Alamo, and other improvements as appropriate and within available funding.
22	South Zarzamora Streets Overpass at Union Pacific Railroad Phase 2	Streets	5	2017 Bond	\$ 5,000,000		PWD		(2017 Bond Continuation) Supplemental funding for construction of the railroad overpass.
23	District 6 F-Streets Reconstruction	Streets	6		\$ 8,918,000		PWD		Construct improvements to roadways with a Pavement Condition Index rating of "F" as appropriate and within available funding.
24	District 6 Intersection Improvements	Streets	6		\$ 5,000,000		PWD		Roadway operational improvements at intersections to potentially include innovative intersection design, turning lanes, signalization, curbs, sidewalks, driveway approaches, drainage and traffic improvements as appropriate and within available funding.
25	District 6 Pedestrian Mobility	Streets	6		\$ 1,000,000		PWD Transportation		Construct pedestrian mobility improvement projects.
26	Enrique Barrera West (SH 151 to US 90)	Streets	6		\$ 8,100,000		PWD Transportation	MPO	(2017 Bond Continuation) Improve corridor with roadway, drainage, bike and sidewalk improvements as appropriate and within available funding. City funding will leverage state and federal funding.
27	Military Drive (Warren HS to East of Reed Road)	Streets	6		\$ 11,500,000		PWD		Construct roadway improvements to include sidewalks, driveway approaches, drainage and other improvements as appropriate and within available funding.
28	Braun Road Sidewalks (Tezel to NW Loop 1604)	Streets	7		\$ 3,000,000		Council Request		Construct 10-foot shared use path on northside of on Braun Road from Tezel Road to northwest Loop 1604.
29	Culebra Park Area Streets Reconstruction	Streets	7		\$ 7,000,000		Council Request		Construction of roadway improvements including curbs, sidewalks, multi-modal facilities and drainage improvements as appropriate and within available funding.
30	District 7 F-Streets Reconstruction	Streets	7		\$ 9,941,000		PWD		Construct improvements to roadways with a Pavement Condition Index rating of "F" as appropriate and within available funding.
31	District 7 Pedestrian Mobility	Streets	7		\$ 1,000,000		PWD Transportation		Construct pedestrian mobility improvement projects.
32	Old Tezel Road (Guilbeau Road to Braun Road)	Streets	7		\$ 16,000,000		Council Request		Construction of roadway improvements including curbs, sidewalks, multi-modal facilities and drainage improvements as appropriate and within available funding.
33	Babcock Road (W Hausman to Loop 1604 Frontage Road)	Streets	8		\$ 10,000,000		Council Request		Construction of roadway improvements including curbs, sidewalks, multi-modal facilities and drainage improvements as appropriate and within available funding.

Item	Project Name	Proposition	Council District	Project Continuation	Bond Budget	Request/Original Budget	Agency/Dept Requestor	Other Funding Sources	Scope
34	Casa Bella Street Extension to Vance Jackson Boulevard	Streets	8		\$ 3,000,000		Council Request		Construction of roadway improvements including curbs, sidewalks, multi-modal facilities and drainage improvements as appropriate and within available funding.
35	District 8 F-Streets Reconstruction	Streets	8		\$ 7,640,000		PWD		Construct improvements to roadways with a Pavement Condition Index rating of "F" as appropriate and within available funding.
36	District 8 Pedestrian Mobility	Streets	8		\$ 1,000,000		PWD Transportation		Construct pedestrian mobility improvement projects.
37	Gardendale (Wurzbach to Blumel)	Streets	8		\$ 3,000,000		Council Request	\$3.36M 2022 Drainage Bond	Construct roadway improvements to include widening, sidewalks, driveway approaches, and drainage as appropriate and within available funding.
38	Vance Jackson (Huebner Road to Wurzbach Road) Improvements	Streets	8		\$ 16,000,000		Council Request		Roadway improvements to potentially include curbs, sidewalks, driveway approaches, drainage and traffic improvements as appropriate and within available funding.
39	Wurzbach Road at Vance Jackson Intersection Improvements	Streets	8		\$ 6,300,000		PWD		Construct intersection improvements to include widening, roadway rehabilitation, sidewalks, driveway approaches, and drainage as appropriate and within available funding.
40	District 9 F-Streets Reconstruction	Streets	9		\$ 7,344,000		PWD		Construct improvements to roadways with a Pavement Condition Index rating of "F" as appropriate and within available funding.
41	District 9 Intersection Improvements	Streets	9		\$ 4,000,000		PWD		Construct intersection improvements on Bitters Road between Huebner Road and 1604.
42	District 9 Operational Improvements at Intersections	Streets	9		\$ 5,000,000		PWD		Roadway operational improvements at two intersections (Bitters Rd at Ashton Village Drive - Cutter Green Drive and Bitters Rd at Inwood Cove Drive and Rogers Wood) to potentially include innovative intersection design, turning lanes, signalization, curbs, sidewalks, driveway approaches, drainage and traffic improvements as appropriate and within available funding.
43	District 9 Pedestrian Mobility	Streets	9		\$ 1,000,000		PWD Transportation		Construct pedestrian mobility improvement projects.
44	Evans Road Improvements (Encino Rio to Bulverde Road)	Streets	9		\$ 19,500,000		PWD	\$10M 2022 Drainage Bond	Roadway improvements to support drainage upgrades to Evans Road to potentially include curbs, sidewalks, driveway approaches, drainage and traffic improvements as appropriate and within available funding.
45	Sonterra Road Extension (Sonterra to Loop 1604)	Streets	9		\$ 6,000,000		Council Request		Construction of roadway improvements including curbs, sidewalks, multi-modal facilities and drainage improvements as appropriate and within available funding.
46	Bulverde Road (Greenspring to Redland)	Streets	10	2017 Bond	\$ 13,000,000		Council Request		(2017 Bond Continuation) Construct roadway improvements to include sidewalks, driveway approaches, and drainage improvements as appropriate and within available funding.
47	Classen (Bulverde Marketplace to Higgins) Phased	Streets	10		\$ 10,000,000		Council Request		Construct roadway improvements to include sidewalks, driveway approaches, and drainage improvements as appropriate and within available funding.
48	District 10 F-Streets Reconstruction	Streets	10		\$ 11,741,000		PWD		Construct improvements to roadways with a Pavement Condition Index rating of "F" as appropriate and within available funding.
49	District 10 Pedestrian Mobility	Streets	10		\$ 1,000,000		PWD Transportation		Construct pedestrian mobility improvement projects.
50	Culebra Road (IH-10 to Callaghan Rd)	Streets	1, 5, 7		\$ 18,000,000		Council Request	Vision Zero Funding	Roadway improvements to potentially include curbs, sidewalks, driveway approaches, bicycle amenities, drainage and traffic improvements as appropriate and within available funding. Supplement funding with potentially vision zero.
51	Marbach Road Area Street Improvement (IH-410 to Horal)	Streets	4, 6		\$ 15,000,000		Council Request	\$15.8M 2022 Drainage Bond	Roadway rehabilitation to include sidewalks, driveway approaches, drainage and other improvements as appropriate and within available funding.
52	Citywide Bike Program	Streets	CW		\$ 10,000,000		PWD Transportation		Construct bike and associated multi-modal improvement projects.

Item	Project Name	Proposition	Council District	Project Continuation	Bond Budget	Request/Original Budget	Agency/Dept Requestor	Other Funding Sources	Scope
53	Citywide Bridge Program	Streets	CW		\$ 5,000,000		Transportation Department		Improve select existing deficient and deteriorated bridge structures and/or build new bridges within City limits. City will pay costs associated with larger hydraulic capacity, right-of-way acquisition, utility adjustments, environmental due diligence and construction beyond each bridge.
54	Floyd Curl (Huebner Road to Charles Katz)	Streets	Regional		\$ 12,000,000		Medical Center Alliance		Roadway improvement to potentially include curbs, sidewalks, driveway approaches, bicycle amenities, drainage and traffic improvements as appropriate and within available funding.
55	Hemisfair Park Boulevard Area Streets Phase 3	Streets	Regional	2017 Bond	\$ 9,000,000		HPARC		(2017 Bond Continuation) Continue construction of Hemisfair internal roadways.
56	Sidney Brooks Drive (City Base Landing to South Presa Street)	Streets	Regional		\$ 15,000,000	\$ 32,900,000	Brooks City Base		Reconstruct roadway to include curbs, sidewalks, driveway approaches, bicycle amenities, drainage and traffic improvements as appropriate and within available funding. This is the first phase of a multi-phased project.
57	Texas A&M University Infrastructure Road Improvements	Streets	Regional		\$ 10,600,000		Texas A&M University		Construct roadway improvements to include sidewalks, driveway approaches, drainage and other improvements as appropriate within available funding. Projects: (1) \$5.8 Million Perimeter Loop Road and connection to Jaguar Parkway; (2) \$3 Million Permanent Connector road to Mauremann Road; and (3) \$1.8 Million Utility (water and sewer) access to Research Park Area.
58	Public Art (Streets, Bridges & Sidewalks)	Art	Art		\$ 6,750,000		Cultural Arts		Increase allocation of 1.5% of funding for the construction, improvement and installation of public art that is accessible to the general public, within the city limits, related to projects in the proposition and in accordance with City Council adopted policies and procedures.
59	District 4 Intersection Improvements Package	Considered	4		\$ -	\$ 6,000,000	PWD		Construct intersection improvements in District 4 located at Gillette and Zarzamora intersections which may include signaling intersections as appropriate and within available funding.
60	Toepperwein (Nacogdoches to Raintree Forest)	Considered	10		\$ -	\$ 14,500,000	Council Request		Roadway improvements to potentially include curbs, sidewalks, driveway approaches, drainage and traffic improvements as appropriate and within available funding.
61	Broadway Corridor Upper Segment Phase 3 (Mulberry to Burr Rd)	Considered	Regional	2017 Bond	\$ -	\$ 17,000,000	Centro SA	MPO TIRZ	(2017 Bond Continuation) Reconstruct Broadway from Mulberry to Burr with curbs, sidewalks, driveway approaches, bicycle and pedestrian amenities, lighting, drainage, and traffic improvements as appropriate and within available funding. City funding will leverage state and federal funding.
62	Dolorosa (Frio Street to Flores Street)	Considered	Regional		\$ -	\$ 22,000,000	Centro SA	TIRZ	Reconstruct roadway to include reallocated vehicular lanes, bicycle track, pedestrian improvements, roadwayscape amenities, and landscaping as appropriate in the Zona Cultural District.
63	Flores Street (Ceasar Chavez to Martin)	Considered	Regional		\$ -	\$ 14,000,000	Centro SA	TIRZ	Roadway improvement to potentially include curbs, sidewalks, driveway approaches, drainage and traffic improvements as appropriate and within available funding.
64	Main & Soledad Phase 3	Considered	Regional		\$ -	\$ 6,000,000	PWD		Roadway improvement to potentially include curbs, sidewalks, driveway approaches, bicycle amenities, drainage and traffic improvements as appropriate and within available funding.
65	Santa Rosa (Ceasar Chavez to El Paso Street)	Considered	Regional		\$ -	\$ 9,800,000	PWD	Potential Vision Zero	Construct bike and associated multi-modal improvements from Cesar Chavez to El Paso roadway.

2022 - 2027 Bond Program

Proposition 2 - Drainage & Flood Control Improvements



TABLE - 1	PROJECT PRIORITY
	<ul style="list-style-type: none"> Hazard Mitigation Project Continuation (2017 Bond and/or FY 2022 Budget) Storm Water Regional Funded Projects

BOND FUNDING CAPACITY	\$150,000,000
-----------------------	---------------

TABLE - 2 CONSIDERED PROJECTS BY DISTRICT							
Council District	No. Projects	Bond Dollars	% Dollars	Regional Dollars	% Dollars	Total Dollars	% Dollars
District 1	2	\$ 11,480,000	8%	\$ 14,650,000	10%	\$ 26,130,000	17%
District 2	1	\$ 20,000,000	13%	\$ -	0%	\$ 20,000,000	13%
District 3	2	\$ 15,150,000	10%	\$ 4,150,000	3%	\$ 19,300,000	13%
District 4	2	\$ 13,600,000	9%	\$ 5,700,000	4%	\$ 19,300,000	13%
District 5	1	\$ 15,400,000	10%	\$ -	0%	\$ 15,400,000	10%
District 6	2	\$ 11,150,000	7%	\$ 3,250,000	2%	\$ 14,400,000	10%
District 7	3	\$ 19,830,000	13%	\$ 10,100,000	7%	\$ 29,930,000	20%
District 8	2	\$ 9,290,000	6%	\$ -	0%	\$ 9,290,000	6%
District 9	2	\$ 11,700,000	8%	\$ -	0%	\$ 11,700,000	8%
District 10	2	\$ 20,150,000	13%	\$ -	0%	\$ 20,150,000	13%
Citywide	0	\$ -	0%	\$ -	0%	\$ -	0%
Public Art (1.5%)	1	\$ 2,250,000	2%	\$ -	0%	\$ 2,250,000	2%
*TOTAL	20	\$ 150,000,000	100%	\$ 37,850,000	25%	\$ 187,850,000	125%

*Total count by district includes projects that cross districts.

Item	Project Name	Proposition	Council District	Total Request	Bond Budget	Regional Budget	Original Budget	Hazard Mitigation	Other Funding Sources	Scope
1	Barbara Drive Phase 3 (Dellwood Drive and Shadywood Lane to Oblate Drive and Barbara Drive)	Drainage	1	\$ 14,030,000	\$ 5,430,000	\$ 8,600,000			SWO Regional	(2017 Bond Continuation) Proposed upgrades to undersized existing storm drain system and associated reconstruction of the street and curb. Proposed improvements will reduce the 100-year floodplain.
2	Elmira (Cameron St. from Cadwalder to Santa Rosa St.)	Drainage	1	\$ 12,100,000	\$ 6,050,000	\$ 6,050,000		Hazard Mitigation	SWO Regional	Installation of an underground bypass storm drain system, proposed upgrades to undersized existing storm drain system and associated reconstruction of the street, curbs, and driveways. Proposed improvements will reduce the 100-year floodplain.
3	Peggy Drive Area Drainage Improvements (Eastgate subdivision)	Drainage	2	\$ 20,000,000	\$ 20,000,000	\$ -	\$ 21,000,000,000			Regrading of existing earthen channel and installation of an underground storm drain system and associated reconstruction of streets with curbs, sidewalks, and driveway approaches.
4	Brookside Outfall (Esma Phase 2) Lebanon St to Unnamed Tributary to San Antonio River West of Southton Rd	Drainage	3	\$ 8,300,000	\$ 4,150,000	\$ 4,150,000		Hazard Mitigation	SMP SWO Regional	(2017 Bond Continuation) Channel improvements, culvert replacements, and associated reconstruction of streets with curbs and driveway approaches.
5	S. Pine Phase 2 (Greer St, Vanderbilt St, S. Palmetto St, and Piedmont Ave)	Drainage	3	\$ 11,000,000	\$ 11,000,000	\$ -				(2017 Bond Continuation) Installation of an underground storm drain system and reconstruction of the street, curb, driveways and sidewalks.
6	Medina Base Rd Area Drainage Improvement Phase 1 (Valley Hi Dr. from Medina Base Rd. to Old Valley Hi Dr.)	Drainage	4	\$ 11,400,000	\$ 5,700,000	\$ 5,700,000			SWO Regional	Installation of an underground storm drain system, upgrades to two low water crossing culverts, and reconstruction of existing roadside earthen ditches, as well as reconstruction of the streets and driveways.
7	Marbach Road Area Drainage Improvement (IH-410 to Horal)	Drainage	4, 6	\$ 15,800,000	\$ 15,800,000	\$ -		Hazard Mitigation	\$15M 2022 Street Bond	Proposed upgrades to undersized existing storm drain system, construction of medians and associated reconstruction of the street, curb, driveways and sidewalks.
8	Wilcox Street and Drainage Improvements (Quintana to Dead End)	Drainage	5	\$ 15,400,000	\$ 15,400,000	\$ -	\$ 18,500,000			Installation of underground storm drain system and associated reconstruction of the street.
9	Lower French Creek Improvements (Low Bid Ln to the confluence with Leon Creek)	Drainage	6, 7	\$ 13,000,000	\$ 6,500,000	\$ 6,500,000		Hazard Mitigation	SWO Regional	Upgrade low water crossings, driveway culverts and channel improvements to increase conveyance for French Creek.
10	Seeling Drainage Improvements Phase 4 (Bound by John Page Rd, Seeling Dr, St Cloud, and the channel at Donaldson Dr.)	Drainage	7	\$ 14,030,000	\$ 7,180,000	\$ 6,850,000	\$ 14,900,000	Hazard Mitigation	SWO Regional	(2017 Bond Continuation) Installation of an underground storm drain system and associated street work.
11	Broadview & Oakwood Drainage Improvements Phase 1	Drainage	7	\$ 9,400,000	\$ 9,400,000	\$ -	\$ 10,400,000			Proposed upgrades and bypass to undersized existing storm drain system and associated reconstruction of the street and curbs on W. Broadview Dr. from Oakwood Dr. to W. Quill Dr; and W. Quill Dr from W. Broadview Dr to the Oakwood Dr Outfall.

Item	Project Name	Proposition	Council District	Total Request	Bond Budget	Regional Budget	Original Budget	Hazard Mitigation	Other Funding Sources	Scope
12	Gardendale (Wurzbach to Bluemel)	Drainage	8	\$ 3,360,000	\$ 3,360,000	\$ -			\$3 M 2022 Street Bond	Installation of an underground storm drain system and reconstruction of the street, curb, driveways and sidewalks.
13	Southwell North Area Drainage Improvement (370' South of Lockhill Rd. Intersection to Melba St)	Drainage	8	\$ 5,930,000	\$ 5,930,000	\$ -		Hazard Mitigation		Proposed upgrades to undersized existing storm drain system and construction of an earthen channel outfall to accept runoff, as well as reconstruction of street and driveways.
14	Budding Culvert Replacement (North of Grape Blossom)	Drainage	9	\$ 1,700,000	\$ 1,700,000	\$ -				Upgrade low water crossing for channel conveyance and erosion control.
15	Evans Rd Drainage Improvements (Encino Rio to Bulverde Rd)	Drainage	9	\$ 10,000,000	\$ 10,000,000	\$ -			\$19.5M 2022 Street Bond	Proposed upgrades to undersized existing storm drain system and associated reconstruction of the street and curb.
16	Eisenhower Northwood Devonshire Area Drainage Ph IA (Pike to end of 77.01)	Drainage	10	\$ 11,150,000	\$ 11,150,000	\$ -		Hazard Mitigation		(2017 Bond Continuation) Channel improvements and construction of a bypass channel.
17	N. New Braunfels Drainage Project Phase 1 (Austin Hwy to Cloverleaf)	Drainage	10	\$ 9,000,000	\$ 9,000,000	\$ -	\$ 18,000,000			Installation of an underground storm drain system, proposed upgrades to undersized existing storm drain system and associated reconstruction of the street. Proposed improvements will reduce the 100-year floodplain.
18	Public Art (Drainage)	Art		\$ 2,250,000	\$ 2,250,000					Increase allocation of 1.5% of funding for the construction, improvement and installation of public art that is accessible to the general public, within the city limits, related to projects in the proposition and in accordance with City Council adopted policies and procedures.

2022 - 2027 Bond Program

Proposition 4 & 5 - Municipal, Cultural & Public Safety Facilities



TABLE - 1	PROJECT PRIORITY
	<ul style="list-style-type: none"> City Owned Facility Project Continuation (2017 Bond and/or FY 2022 Budget) Resiliency Client Department & Council Priority

BOND FUNDING CAPACITY	\$150,000,000
-----------------------	---------------

TABLE - 2 MUNICIPAL FACILITY PROJECTS BY DISTRICT			
Council District	No. Projects	Total Dollars	% Dollars
District 2	2	\$ 24,000,000	41%
District 5	1	\$ 5,250,000	9%
Citywide	3	\$ 15,500,000	27%
Regional	2	\$ 12,750,000	22%
Public Art (1.5%)	1	\$ 862,500	1.5%
*TOTAL	9	\$ 58,362,500	100%

*Total Project Count by District includes projects that cross districts excluding the removed projects.

TABLE - 3 PUBLIC SAFETY & HEALTH FACILITY PROJECTS BY DISTRICT			
Council District	No. Projects	Total Dollars	% Dollars
District 1	1	\$ 12,500,000	14%
District 3	1	\$ 19,000,000	21%
Citywide	6	\$ 58,783,240	64%
Public Art (1.5%)	1	\$ 1,354,260	1.5%
*TOTAL	9	\$ 91,637,500	100%

*Total Project Count by District includes projects that cross districts excluding the removed projects.

FACILITY TOTAL	18	\$ 150,000,000
-----------------------	-----------	-----------------------

Item	Project Name	Proposition	Council District	Facility (New vs Renovation)	Bond Budget	Original Budget	Agency/Dept Requestor	Other Funding Sources	Scope
1	Carver Branch Library	Municipal & Cultural	2	Renovation	\$ 12,500,000		Library		Renovation and expansion of the Carver Branch Library to a regional branch library.
2	Ella Austin Community Center	Municipal & Cultural	2	Renovation	\$ 11,500,000	\$ 23,000,000	Department of Human Services	\$11.5 M TIRZ	Renovation and facility improvements to the Ella Austin Community Center Campus to include, but not limited to, building envelopes, interior modifications, upgrades to major building systems and site improvements.
3	Las Palmas Branch Library and Westside Strategic Area Development	Municipal & Cultural	5	Renovation	\$ 5,250,000		Library		(2017 Bond Continuation) Renovations and improvements to the Las Palmas Branch Library and adjacent public gathering plazas/spaces in support of a unified campus based the Las Palmas Westside Strategic Area Study.
4	Public Art (Municipal Facilities)	Municipal & Cultural	Art		\$ 862,500		Cultural Arts		Increase allocation of 1.5% of funding for the construction, improvement and installation of public art that is accessible to the general public, within the city limits, related to projects in the proposition and in accordance with City Council adopted policies and procedures.
5	Central Library Renovation	Municipal & Cultural	CW	Renovation	\$ 6,000,000	\$ 3,500,000	Library		(2017 Bond Continuation) Renovations and improvements to the Central Library.
6	Citywide Municipal Facility & Resiliency Improvements	Municipal & Cultural	CW	Renovation	\$ 6,000,000	\$ 30,000,000	BESD PWD		Projects include: Spanish Governor's Palace, SA Municipal Records, International Center. Rehabilitation and resiliency improvements to select existing municipal facilities based on identified needs and assessments. Facility upgrades to improve the condition, increase sustainability and extend the lifecycle of city facilities and building systems.
7	World Heritage Center Phase II	Municipal & Cultural	CW	New	\$ 3,500,000		World Heritage Office		Phase II Development of the World Heritage Center located at the Mission Marquee Plaza to possibly include enhancements to existing structures, expanded parking, comprehensive campus signage package and construction of an outdoor open air pavilion.
8	Magik Theater Renovations	Municipal & Cultural	Regional	Renovation	\$ 2,750,000		Cultural Arts		Facility improvements to include, but not limited to, exterior building envelope repairs, interior upgrades and improvements to utility services and building systems.
9	Tower of Americas	Municipal & Cultural	Regional	Renovation	\$ 10,000,000		CCDO		Rehabilitation and renovations to the iconic Hemisfair 1968 structure to modernize major building systems, improve the facility condition, and extend the structure's life cycle.
10	Fire Station #10 (Replacement)	Public Health & Safety	1	New	\$ 12,500,000		SAFD		Development of a new fire station to replace the existing Fire Station #10 built in 1914.

Item	Project Name	Proposition	Council District	Facility (New vs Renovation)	Bond Budget	Original Budget	Agency/Dept Requestor	Other Funding Sources	Scope
11	(New) Police Substation	Public Health & Safety	3	New	\$ 19,000,000		SAPD Council Request		Construct a new facility to provide services in Council District 3 area.
12	Public Art (Public Safety & Health Facilities)	Public Health & Safety	Art		\$ 1,354,260		Cultural Arts		Increase allocation of 1.5% of funding for the construction, improvement and installation of public art that is accessible to the general public, within the city limits, related to projects in the proposition and in accordance with City Council adopted policies and procedures.
13	Animal Care Veterinary Hospital	Public Health & Safety	CW	New	\$ 15,033,240	\$ 17,000,000	ACS		Construction of a new 7,200 square feet veterinary hospital including the renovation of existing clinic and replacement of livestock area and/or expansion of existing facility.
14	Citywide Equipment Warehouse (Fire) Hazard Mitigation	Public Health & Safety	CW	New	\$ 7,250,000	\$ 12,500,000	SAFD Hazard Mitigation Plan		Purchase or construction of a facility to centralize emergency equipment and supplies. Submitted as a hazardous mitigation action item.
15	Citywide Public Health Facility & Resiliency Improvements	Public Health & Safety	CW	Renovation	\$ 3,695,000	\$ 7,000,000	Health		Projects include: Eastside Branch Clinic, Northeast Clinic, Buena Vista Clinic. Rehabilitation, resiliency and improvements to select existing health facilities based on identified needs and assessments. Facility upgrades to improve the condition, increase sustainability and extend the lifecycle of city facilities and building systems.
16	Citywide Public Safety Facility & Resiliency Improvements	Public Health & Safety	CW	Renovation	\$ 11,805,000	\$ 30,000,000	PWD		Projects include: Police Substations, Facility Generators. Rehabilitation, resiliency and improvements to select existing public safety facilities based on identified needs and assessments. Facility upgrades to improve the condition, increase sustainability and extend the lifecycle of city facilities and building systems.
17	SAPD Impound Lot Relocation	Public Health & Safety	CW	New	\$ 10,000,000	\$ 26,000,000	CCDO		Provides funding to include property acquisition and relocation.
18	Texas Biomedical Research Institute	Public Health & Safety	CW	Renovation	\$ 11,000,000		Texas Biomedical Research Institute	Texas Biomedical Research Institute & Bexar County	Leverage funding for the renovation and improvement of Texas Biomed Facility. Total Project Cost = \$31.5 Million
19	District 8 Multigenerational Center (Replacement of Bob Ross Comprehensive Senior Center)	Considered		New	\$ -	\$ 23,000,000	Council Request		Construct new facility that will support senior and constituent services, meeting space and other recreation services. Tear down existing senior center and adjacent vacant fire station building to construct a new senior center with a medical component such as Well Med.
20	Witte Museum	Considered		Renovation	\$ -	\$ 1,600,000	Witte Museum		Development of Dawson Family Hall.
21	Carver Community Cultural Center	Considered		Renovation	\$ -	\$ 2,250,000	Convention Sports Facilities	Potential ARPA	Interior improvements to the historic Carver Community Cultural Center
22	Guadalupe Theater	Considered		Renovation	\$ -	\$ 3,500,000	Cultural Arts Guadalupe Theater	Potential TIRZ	Renovations and improvements to the historic Guadalupe Theater.
23	La Villita	Considered		Renovation	\$ -	\$ 2,500,000	CCDO	Potential TIRZ	Repair and renovation of historic facilities and exterior spaces within San Antonio's first neighborhood for community and cultural use.
24	Market Square Area Improvements	Considered		Renovation	\$ -	\$ 6,500,000	CCDO	Potential TIRZ	Interior and exterior improvements to the Market Square and Farmers Market Building for community use. Funds will be leveraged with Zona Cultural improvements.
25	San Antonio Little Theatre Inc. dba The Public Theater of San Antonio	Considered		Renovation	\$ -	\$ 2,750,000	Cultural Arts SA Little Theatre		Renovations and improvements to the historic San Antonio Little Theater. Project scope to possibly include, but not limited to, exterior door and window replacement, replacement of auditorium seating, installation of additional overhead stage lighting, and replacement of fire curtain, grand drape, wing/borders.
26	Fire Station #21 (Replacement)	Considered		New	\$ -	\$ 12,000,000	SAFD		Development of a new fire station to replace the existing Fire Station #21 built in 1929.
27	Fire Station #33 (Replacement)	Considered		New	\$ -	\$ 12,000,000	SAFD		Development of a new fire station to replace the existing Fire Station #21 built in 1972.
28	Fire Station #52 Phase II Permanent	Considered		New	\$ -	\$ 12,000,000	SAFD		Development of a new Fire Station to replace temporary Fire Stations built. (8-10 year life span).
29	Fire Station #53 Phase II Permanent	Considered		New	\$ -	\$ 12,000,000	SAFD		Development of a new Fire Station to replace temporary Fire Stations built. (8-10 year life span).
30	Training Academy Improvements Driving Track	Considered		Renovation	\$ -	\$ 7,600,000	SAPD		Improvements to SAPD Training Academy driving track.
31	Training Academy Improvements Gas Training Bldg	Considered		Renovation	\$ -	\$ 750,000	SAPD		Improvements to SAPD Training Academy gas training building.
32	Training Academy Improvements Parking for Tactical Village and Parking Lot	Considered		Renovation	\$ -	\$ 1,600,000	SAPD		Expansion of parking lot and addition of spaces.