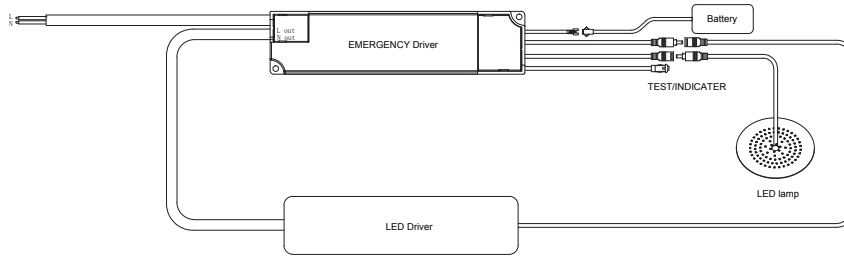
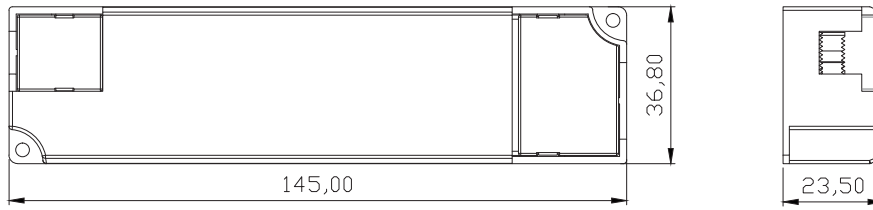
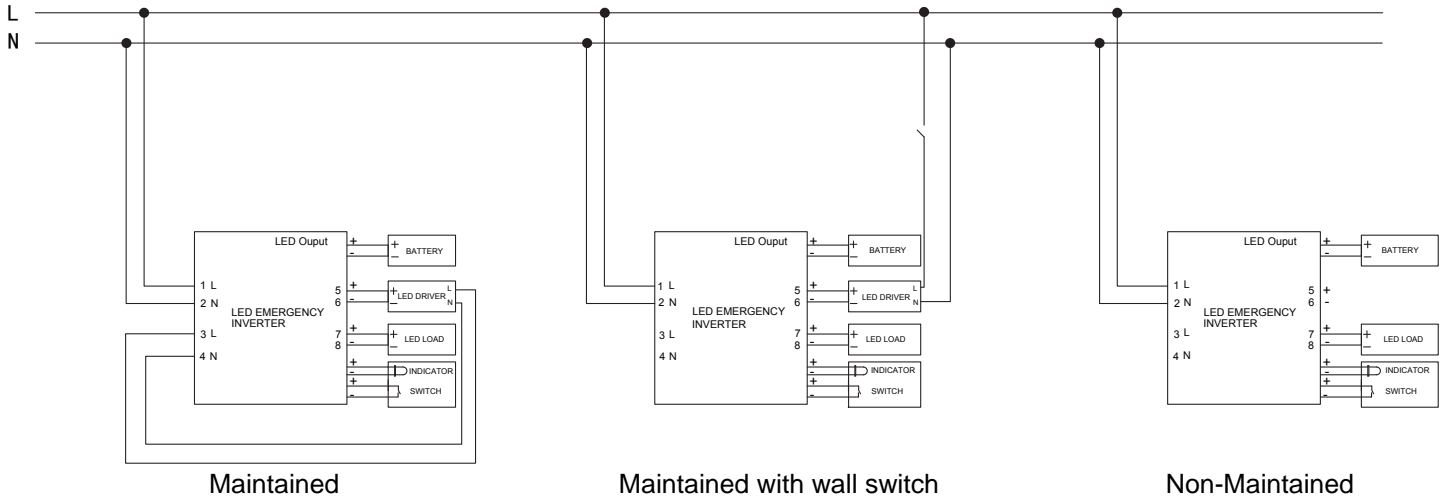


LED-EMERGENCY- INVERTER



WIRING



TECHNICAL DATA

Model NO.	Input Voltage	Input Voltage	Input Current	Discharge Duration	Output LED Voltage & Current	Battery	Test Mode
600-028	200-240V~50/60Hz	35mA max	4W Max	3H	10-60V 70mA	LiFePO4 6.4V 3200mAh	AT

PRECAUTIONS

This product should be installed by a registered electrician in accordance with local standards and electrical regulations. Take care to ensure the mains supply is isolated before installation. Check the unit label for correct supply voltage and frequency.

SERVICE & OPERATION

- This DC supplied LED inverter for LED emergency lighting does not include batteries.
- The test switch connection should be installed by professional person.
- Reinforced insulation between live parts and accessible parts should be provided, and supplementary insulation between basic insulated wire connected to test switch (if applicable) and accessible surface should be provided.

Note

- 1.The LED inverter is proof against supply voltage polarity reversal.
- 2.The LED inverter is for emergency lighting use only.
- 3.Within ambient temperature range 0-45° C, the LED inverter will start and operate the lamp as declared voltage range.
- 4.Reinforce insulation is used between the supply and the battery circuit.
- 5.Recharging device will recharge the battery normally after the test of 22.3 according to EN 61347-2-7 (shut down immediately).
- 6.Not use in luminaries for high-risk task.

Instructions for automatic test option

1. Once the unit is powered up it will automatically initiate a self test and diagnostics as follows:
 - Every 4 seconds: Check for battery disconnection, charger board fault, lamp fault and transfer fault.
 - Every month:Performs a 3minute duration test.
 - Every year:Performs a 1 Hour or 3 Hours duration test.All test functions are factory preset and do not need field adjustment.

2. Dual Colour Indicator LED Status Meanings
 - Green Solid On Ready/Normal Operation
 - Red Requires Service

•	One flashes, 4 second pause	Battery not connected
••	Two flashes, 4 second pause	Battery short or low battery voltage
•••	Three flashes, 4 second pause	Charger board fault
••••	Four flashes, 4 second pause	AC/DC transfer fault
•••••	Five flashes, 4 second pause	LED lamp fault