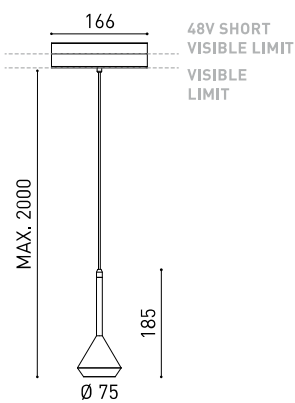




DIMENSIONS



ACCESSOIRES



CORD ACCESSORY



TRACK 48V OPTIONS

TROPHÉES



PRODUIT

Nom	SPIN 48V 2M 40° 3000K WTW
Référence	A3500111WTW
Couleur	Blanc Texturé - Rail Blanc
RAL	9016
Catégorie	TRACKLIGHTS

SOURCE DE LUMIÈRE

Type	LED
Flux lumineux brut	630 lm
Température de couleur	3000 K
Stabilité chromatique	MacAdam Step 2
Indice de reproduction chromatique	CRI > 90
Puissance	6,5 W
Courant	700 mA
Efficacité	97 lm/W
Durée de vie de la LED	L80B10 > 60.000h

LUMINAIRE | DONNÉS PHOTOMÉTRIQUES

Efficacité lumineuse	84%
Angle du faisceau lumineux	40°

LUMINAIRE | DONNÉS ÉLECTRIQUES

Driver	Inclus
Valeurs de puissance du système	6,84 W
Tension	48Vdc
Variation d'intensité	Non Dim - Autres DIM, veuillez consulter
Classe d'isolation électrique	II

D'AUTRES DONNÉES

Étanchéité	IP20
Contrôle sans fil	Veuillez consulter
Longueur du tendeur	Max. 2 m
Tendeur à réglage rapide	Non
Type de rail	Track 48V
Poids	530 g
Poids avec emballage	666 g
Dimensions de l'emballage	253 x 152 x 102 mm
Unités par emballage	1
Matériaux	Aluminium / Polyméthacrylate De Méthyle



Dimensions minimales, lignes essentielles et géométrie de révolution dans une pièce de suspension pour éclairage d'accentuation. Son câble ultra-mince confère à Spin une sensation de flottaison aérienne. Spin 48V est destiné à être installé sur des rails basse tension.

DIAGRAMME POLAIRE

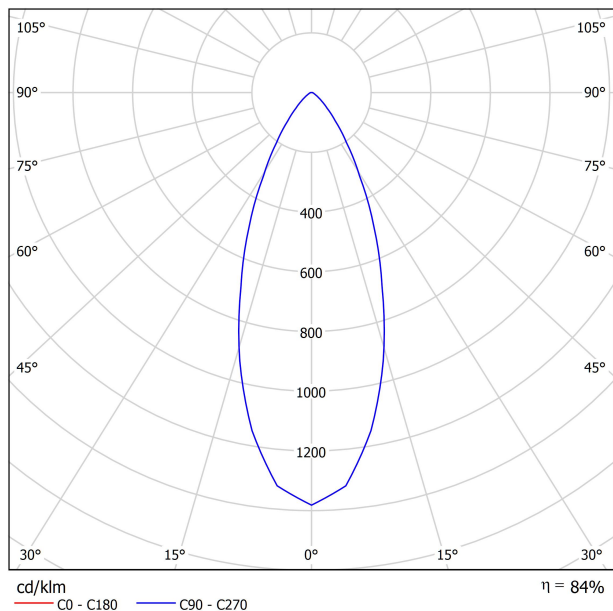
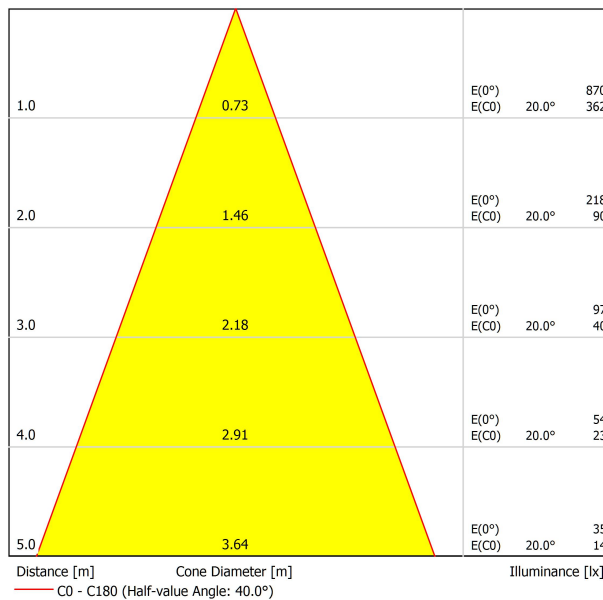
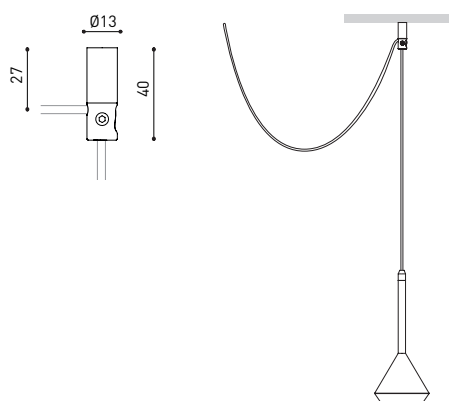


DIAGRAMME CONIQUE





Model	PRODUCT
Reference	Cord Accessory
Colour	02230000 W N
Category	W <input type="checkbox"/> RAL 9016 N <input checked="" type="checkbox"/> RAL9005
	Accessories

DIMENSIONAL DRAWING

48V SYSTEM
TRACK 48V



TRACK 48V TRIMLESS

TRACK 48V TRIMLESS 1m	A338-01-00-	WT	N
TRACK 48V TRIMLESS 2m	A338-02-00-	WT	N
TRACK 48V TRIMLESS 3m	A338-03-00-	WT	N
TRACK 48V TRIMLESS Corner 90° One Plane	A338-06-00-	WT	N
TRACK 48V TRIMLESS Corner 90° Two Planes	A338-07-00-	WT	N

RECOMMENDED FOR INSTALLATIONS WHERE THE PROFILE CAN BE INSTALLED BEFORE THE FALSE PLASTERBOARD CEILING (THICKNESS 12,5mm.)



TRACK 48V TRIMLESS
Corner 90° One Plane



*Electrical connection not included

TRACK 48V TRIMLESS
Corner 90° Two Planes



*Electrical connection not included



TRACK 48V SURFACE

TRACK 48V SURFACE 1m	A338-11-00-	WT	NT
TRACK 48V SURFACE 2m	A338-12-00-	WT	NT
TRACK 48V SURFACE 3m	A338-13-00-	WT	NT
TRACK 48V SURFACE Corner 90° One Plane	A338-14-00-	WT	NT



TRACK 48V SURFACE
Corner 90° One Plane



*Electrical connection not included



TRACK 48V SURFACE SHORT

TRACK 48V SURFACE SHORT 1m	A338-21-00-	WT	NT
TRACK 48V SURFACE SHORT 2m	A338-22-00-	WT	NT
TRACK 48V SURFACE SHORT 3m	A338-23-00-	WT	NT
TRACK 48V SURFACE SHORT Corner 90° One Plane	A338-24-00-	WT	NT



TRACK 48V SURFACE SHORT
Corner 90° One Plane



*Electrical connection not included

48V SYSTEM TRACK 48V



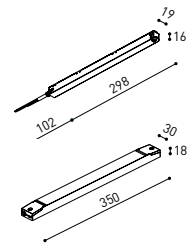
DROP VOLTAGE TABLE

POWER (W)	CABLE SECTION (mm ²)	CABLE LENGTH (m)			
		5	10	20	30
100	0,75	50	50	X	X
	1,5	50	50	40	25
150	0,75	40	15	X	X
	1,5	50	40	20	X

	P	V	D
CONSTANT VOLTAGE LED POWER SUPPLY 0434-01-61*	100W	48V	298 x 16 x 19 mm
0434-01-62	150W	48V	350 x 30 x 18 mm

220 V -
240

*To be installed inside the track.



COMPATIBILITY ACCORDING TO TYPE OF TRACK

TRACK 48V & TRACK 48V SURFACE SHORT



Order with *The 2019 Collection* codes. Products with one single version for both tracks

ALL 48V TRACK



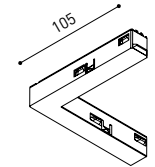
TRACK 48V Live-End Connector

A338-00-01- | W | N |



TRACK 48V Corner Connector

A338-00-12- | W | N |



TRACK 48V Corner 90° Connector One Plane

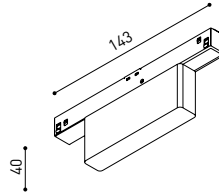
A338-00-24- | W | N |

*Not suitable for trimless version



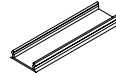
TRACK 48V Central Connector

A338-00-02- | W | N |



TRACK 48V Wireless Control

0434-01-31- | W | N | Casambi/AAG Stucchi App



TRACK 48V Cover Gap 1m

A338-00-30- | N |

TRIMLESS 48V



TRACK 48V TRIMLESS Short T-Bracket

A338-00-03



TRACK 48V Clamp for M6 ROD

A338-00-09

*See accessories quantities



TRACK 48V TRIMLESS Long T-Bracket

A338-00-04



TRACK 48V Track Clamp

A338-00-10

*See accessories quantities



TRACK 48V TRIMLESS Straight Joiners (2 units)

A338-00-05- | WT | N |



TRACK 48V TRIMLESS Suspension Kit

A338-00-08

*See accessories quantities



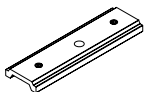
TRACK 48V TRIMLESS Plaster Installation Guard 1m

A338-00-21

*** SUGGESTED MOUNTING ACCESSORIES QUANTITIES**

1000mm - 2 Pcs.
2000mm - 3 Pcs.
3000mm - 4 Pcs.

SURFACE, SUSPENSION , SURFACE SHORT & SUSPENSION SHORT 48V



TRACK 48V SURFACE Straight Joiner

A338-00-11

COLOUR | N ■ RAL 9005 | W □ RAL 9016 | NT ■ RAL 9005 | WT □ RAL 9016 |

TRIMLESS, SURFACE & SUSPENSION 48V



TRACK 48V TRIMLESS & SURFACE End
A338-00-06- | WT | NT |

TRACK 48V TRIMLESS & SURFACE End Feed
A338-00-07- | WT | NT |

SURFACE & SUSPENSION SHORT 48V



TRACK 48V SURFACE SHORT End
A338-00-18- | WT | NT |

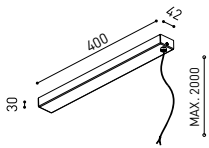
TRACK 48V SURFACE SHORT End Feed
A338-00-19- | WT | NT |

SURFACE & SURFACE SHORT 48V



TRACK 48V Power Supply Case
A338-00-29- | NT | WT | 150 W
 220 V ~ 240 V  *To be installed aside 48V Surface Tracks
 INCL

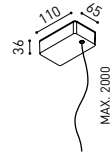
SUSPENSION & SUSPENSION SHORT 48V







TRACK 48V Wired Power Supply Case
A338-00-25- | NT | WT | 150 W  NO DIM
A338-00-26- | NT | WT | 150 W  DIM
 220 V ~ 240 V  INCL

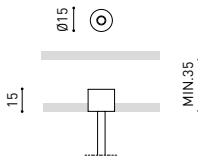




TRACK 48V SURFACE Suspension Kit (2 units)
A338-00-15- | WT | NT |

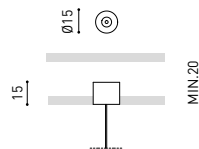


TRACK 48V SURFACE Suspension Feed Kit
A338-00-16- | W | N |  NO DIM
A338-00-17- | W | N |  DIM
 *For remote power supply
A338-00-27- | W | N |  NO DIM
A338-00-28- | W | N |  DIM
 *For power supply inside the track


WIRE TRIMLESS ACCESSORIES



FEED
MAINS TRIMLESS*  NO DIM
A023-00-01- | W | N |
MAINS THICK TRIMLESS*  DIM
A023-00-02- | W | N |



FASTENING
STEEL CABLE TRIMLESS*
A023-00-05- | W | N |



COLOUR | N ■ RAL 9005 | W □ RAL 9016 | NT ■ RAL 9005 | WT □ RAL 9016 |

* AS MANY PIECES AS NEEDED ACCORDING TO YOUR PRODUCT



Fuente de luz (LED) reemplazable por un profesional autorizado
 Replaceable (LED only) light source by an authorized professional.
 Source lumineuse (LED) remplaçable par un professionnel agréé
 Sorgente luminosa (LED) sostituibile da parte di un professionista autorizzato
 Austauschbare (LED) Lichtquelle durch einen autorisierten Fachmann



Equipo de control reemplazable por un profesional autorizado
 Replaceable control gear by an authorized professional
 Dispositif de commande remplaçable par un professionnel agréé
 Alimentatore sostituibile da parte di un professionista autorizzato
 Auswechselbares Betriebsgerät durch autorisierten Fachmann

INSTRUCCIONES PARA EL FINAL DE VIDA Y LA ELIMINACIÓN LOS COMPONENTES
 INSTRUCTIONS ON END-OF-LIFE AND COMPONENT DISPOSAL
 INSTRUCTIONS POUR LA GESTION DES COMPOSANTS EN FIN DE VIE ET LEUR MISE AU REBUT
 ISTRUZIONI PER IL FINE VITA E LO SMALTIMENTO DEI COMPONENTI
 ANWEISUNGEN ZUR ENTSORGUNG DER LEUCHTENKOMPONENTEN



Interrumpir la alimentación del aparato
 Cut the power supply to the luminaire
 Couper l'alimentation du luminaire
 Interrompere l'alimentazione dell'apparecchio
 Stromversorgung der Leuchte unterbrechen



Quitar la(s) fuente(s) de luz para el desecho
 Remove light source(s) for disposal
 Retirer la (les) source(s) lumineuse(s) pour l'élimination
 Rimuovere la/le sorgente/e di luce per lo smaltimento
 Lichtquelle(n) zur Entsorgung entfernen



Quitar la batería para el desecho
 Remove the battery for decommissioning
 Retirer la batterie pour sa mise au rebut
 Rimuovere la batteria per la dismissione
 Die Batterie ordnungsgemäß entsorgen



Quitar el equipo de control para el desecho
 Remove control gear for disposal
 Retirer le dispositif de commande pour l'élimination
 Rimuovere l'alimentatore per lo smaltimento
 Betriebsgerät zur Entsorgung ausbauen

Enviar los materiales a un centro de recogida RAEE
 Send the materials to a WEEE collection centre
 Envoyer les matériaux dans une déchetterie DEEE
 Inviare i materiali ad un centro di raccolta RAEE
 Die Materialien in einem WEEE-Zentrum entsorgen

