



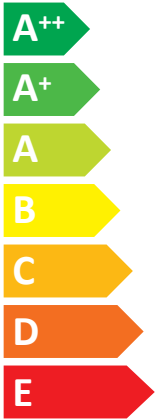
ENERG

енергия · ενεργεια



Model Indoor unit **PEAD-RP71JAQ**
Outdoor unit **SUZ-KA71VA6**

SEER




A+

kW 7,1

SEER 5,8

kWh/annum 429

SCOP



A

kW X 6,0 X

SCOP X 3,9 X

kWh/annum X 2153 X



57dB



69dB



ENERGIA · ЕНЕРГИЯ · ΕΝΕΡΓΕΙΑ · ENERGIJA · ENERGY · ENERGIE · ENERGI

626/2011

PRODUCT INFORMATION (*)

PACKAGED AIR CONDITIONER	INDOOR MODEL	PEAD-RP71JQAQ
	OUTDOOR MODEL	SUZ-KA71VA6

Function (indicate if present)	
cooling	Y
heating	Y

If function includes heating: Indicate the heating season the information relates to. Indicated values should relate to one heating season at a time. Include at least the heating season	
Average (mandatory)	Y
Warmer (if designated)	N
Colder (if designated)	N

Item	symbol	value	unit
Design load			
cooling	Pdesignc	7.1	kW
heating/Average	Pdesignh	6.0	kW
heating/Warmer	Pdesignh	x	kW
heating/Colder	Pdesignh	x	kW

Item	symbol	value	unit
Seasonal efficiency			
cooling	SEER	5.8	-
heating/Average	SCOP/A	3.9	-
heating/Warmer	SCOP/W	x	-
heating/Colder	SCOP/C	x	-

Declared capacity for cooling, at indoor temperature 27(19)°C and outdoor temperature Tj			
Tj=35°C	Pdc	7.1	kW
Tj=30°C	Pdc	5.3	kW
Tj=25°C	Pdc	3.5	kW
Tj=20°C	Pdc	3.8	kW

Declared energy efficiency ratio, at indoor temperature 27(19)°C and outdoor temperature Tj			
Tj=35°C	EERd	3.4	-
Tj=30°C	EERd	5.1	-
Tj=25°C	EERd	7.6	-
Tj=20°C	EERd	9.8	-

Declared capacity for heating/Average season, at indoor temperature 20°C and outdoor temperature Tj			
Tj=-7°C	Pdh	5.3	kW
Tj=2°C	Pdh	3.3	kW
Tj=7°C	Pdh	3.4	kW
Tj=12°C	Pdh	3.4	kW
Tj=bivalent temperature	Pdh	5.3	kW
Tj=operating limit	Pdh	5.3	kW

Declared coefficient of performance/Average season, at indoor temperature 20°C and outdoor temperature Tj			
Tj=-7°C	COPd	2.8	-
Tj=2°C	COPd	3.9	-
Tj=7°C	COPd	5.3	-
Tj=12°C	COPd	6.5	-
Tj=bivalent temperature	COPd	2.8	-
Tj=operating limit	COPd	2.3	-

Declared capacity for heating/Warmer season, at indoor temperature 20°C and outdoor temperature Tj			
Tj=2°C	Pdh	x	kW
Tj=7°C	Pdh	x	kW
Tj=12°C	Pdh	x	kW
Tj=bivalent temperature	Pdh	x	kW
Tj=operating limit	Pdh	x	kW

Declared coefficient of performance/Warmer season, at indoor temperature 20°C and outdoor temperature Tj			
Tj=2°C	COPd	x	-
Tj=7°C	COPd	x	-
Tj=12°C	COPd	x	-
Tj=bivalent temperature	COPd	x	-
Tj=operating limit	COPd	x	-

Declared capacity for heating/Colder season, at indoor temperature 20°C and outdoor temperature Tj			
Tj=-7°C	Pdh	x	kW
Tj=2°C	Pdh	x	kW
Tj=7°C	Pdh	x	kW
Tj=12°C	Pdh	x	kW
Tj=bivalent temperature	Pdh	x	kW
Tj=operating limit	Pdh	x	kW
Tj=-15°C	Pdh	x	kW

Declared coefficient of performance/Colder season, at indoor temperature 20°C and outdoor temperature Tj			
Tj=-7°C	COPd	x	-
Tj=2°C	COPd	x	-
Tj=7°C	COPd	x	-
Tj=12°C	COPd	x	-
Tj=bivalent temperature	COPd	x	-
Tj=operating limit	COPd	x	-
Tj=-15°C	COPd	x	-

Bivalent temperature			
heating/Average	Tbiv	-7	°C
heating/Warmer	Tbiv	x	°C
heating/Colder	Tbiv	x	°C

Operating limit temperature			
heating/Average	Tol	-10	°C
heating/Warmer	Tol	x	°C
heating/Colder	Tol	x	°C

Cycling interval capacity			
for cooling	Pcycc	x	kW
for heating	Pcyh	x	kW
Degradation co-efficient cooling	Cdc	0.25	-

Cycling interval efficiency			
for cooling	EERcyc	x	-
for heating	COPcyc	x	-
Degradation co-efficient heating	Cdh	0.25	-

Electric power input in power modes other than 'active mode'			
off mode	POFF	8	W
standby mode	PSB	8	W
thermostat - off mode	PTO(c/h)	122	W
crankcase heater mode	PCK	0	W

Annual electricity consumption			
cooling	QCE	429	kWh/a
heating/Average	QHE	2153	kWh/a
heating/Warmer	QHE	x	kWh/a
heating/Colder	QHE	x	kWh/a

Capacity control (indicate one of three options)	
fixed	N
staged	N
variable	Y

Other items			
Sound power level (indoor/outdoor)	LWA	57/69	dB(A)
Global warming potential	GWP	1975	kgCO ₂ eq
Rated air flow (indoor/outdoor)	-	1500/3006	m ³ /h

Contact details for obtaining more information	Name and address of the manufacturer or of its authorized representative.
--	---

(* This information is based on the "product information requirement" in COMMISSION REGULATION (EU) No206/2012.

TECHNICAL DOCUMENTATION (1)			
-----------------------------	--	--	--

PACKAGED AIR CONDITIONER	INDOOR MODEL	PEAD-RP71JAQ	250H1100W732D (mm)
	OUTDOOR MODEL	SUZ-KA71VA6	880H840W330D (mm)

Function	
cooling	Y
heating	Y


The heating season	
Average (mandatory)	Y
Warmer (if designated)	N
Colder (if designated)	N

Capacity control	
fixed	N
staged	N
variable	Y

Item	symbol	value	unit
Seasonal efficiency (2)			
cooling	SEER	5.8	-
heating/Average	SCOP/A	3.9	-
heating/Warmer	SCOP/W	x	-
heating/Colder	SCOP/C	x	-

Energy efficiency class			
cooling	SEER	A+	-
heating/Average	SCOP/A	A	-
heating/Warmer	SCOP/W	x	-
heating/Colder	SCOP/C	x	-

Other items			
Sound power level (indoor/outdoor)	LWA	57/69	dB(A)
Refrigerant	-	R410A	-
Global warming potential	GWP	1975	kgCO2eq.

identification and signature of the person empowered to bind the supplier	
	Akira Hidaka Department Manager, Quality Assurance Department MITSUBISHI ELECTRIC CONSUMER PRODUCTS (THAILAND) CO.,LTD

(1) This information is based on COMMISSION DELEGATED REGULATION (EU)No626/2011.

(2) SEER/SCOP values are measured based on FprEN 14825:2011: Testing and rating at part load conditions and calculation of seasonal performanc