



Product designation

Motor protection
circuit breaker
SM1RT

Product type designation

Electrical features

| | | |
|---|-----|------------|
| Number of poles | Nr. | 3 |
| Magnetic protection | | yes |
| Thermal protection | | yes |
| Phase failure detection | | yes |
| Rated insulation voltage U_i IEC/EN | V | 690 |
| Rated impulse withstand voltage U_{imp} | kV | 6 |
| Rated frequency | Hz | 50/60 |
| Thermal trip adjustment range | | 13...18 |
| Rated current (I_n) | A | 18 |
| Magnetic tripping | | 20 x I_n |
| Power dissipation per pole | min | W 1.34 |
| | max | W 2.57 |

Operational short-circuit current breaking capacity (I_{cs}) at AC

| | | |
|------|----|-----|
| 230V | kA | 100 |
| 400V | kA | 100 |
| 440V | kA | 5 |
| 500V | kA | 5 |
| 690V | kA | 2 |

Maximum short-circuit current breaking capacity (I_{cu}) at AC

| | | |
|------|----|-----|
| 230V | kA | 100 |
| 400V | kA | 100 |
| 440V | kA | 10 |
| 500V | kA | 10 |
| 690V | kA | 4 |

Tripping class

10A

IEC Utilization category

A

Operations

| | | |
|-----------------|--------|--------|
| Mechanical life | cycles | 100000 |
| Electrical life | cycles | 100000 |

Mechanical features

Tightening torque for terminals

| | | |
|-----|------|------|
| min | Nm | 2.5 |
| max | Nm | 3 |
| min | lbin | 22 |
| max | lbin | 26.5 |

Max number of wires simultaneously connectable

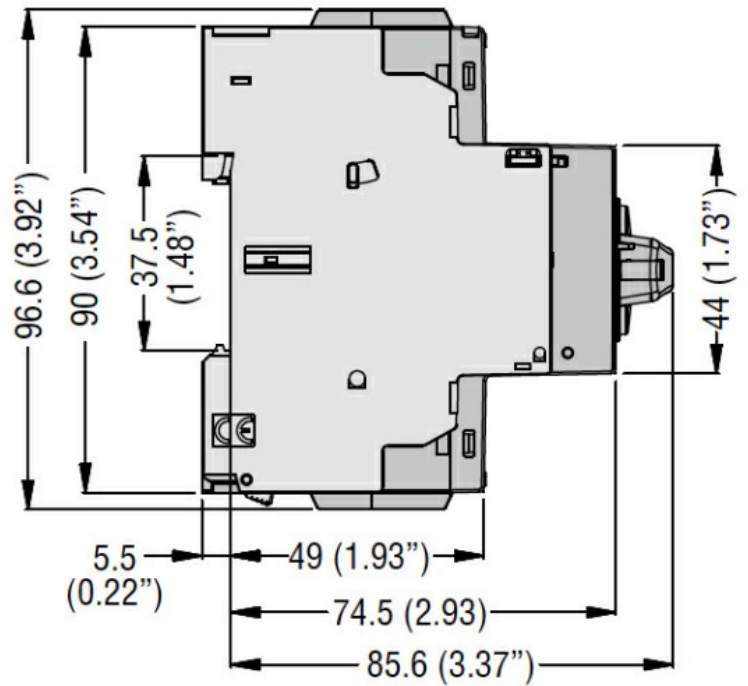
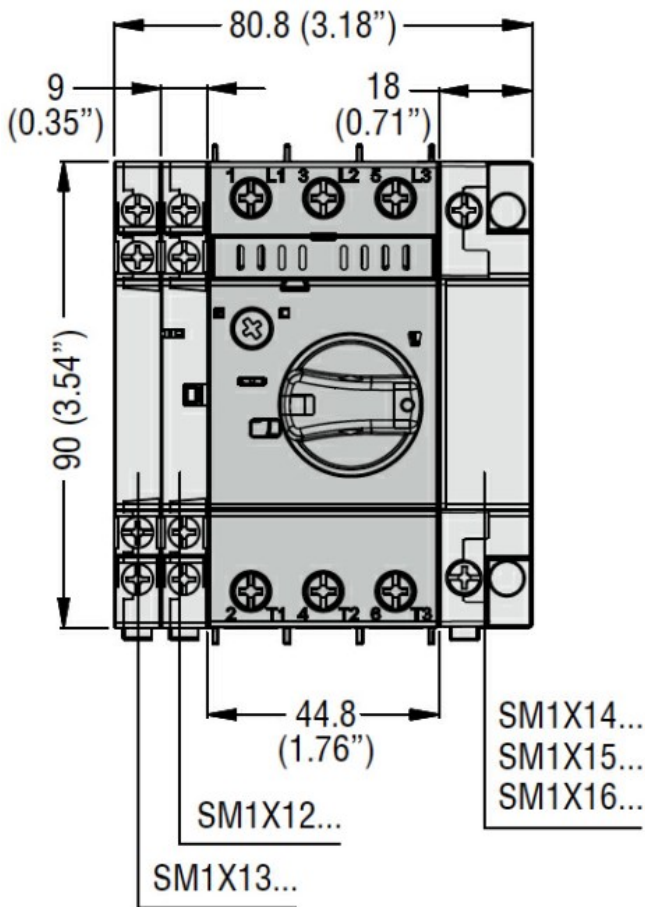
Nr. 2

Conductor section

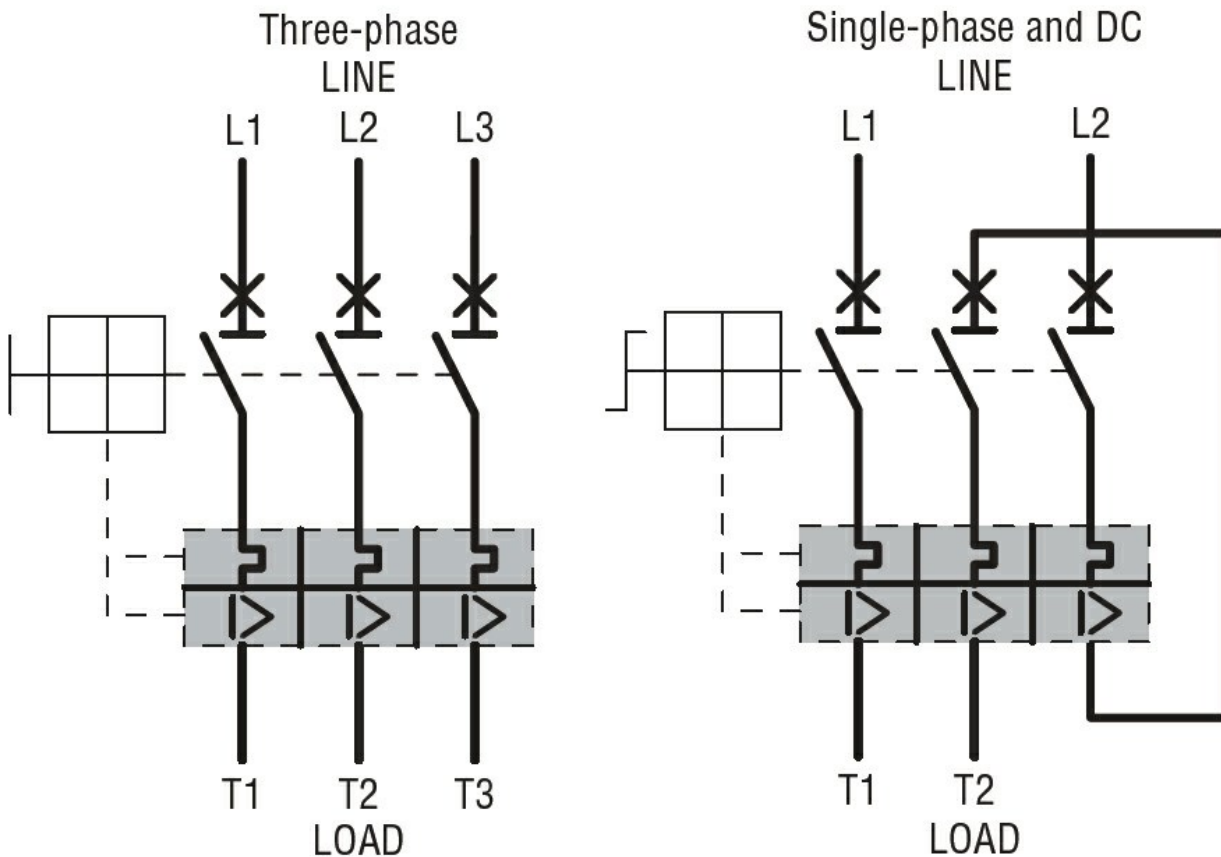
AWG/Kcmil

| | |
|-----|----|
| min | 16 |
| max | 8 |

| | | | |
|---|--------------------------|-----------------|-----------------------|
| Flexible w/o lug conductor section | min | mm ² | 1 |
| | max | mm ² | 10 |
| Flexible c/w lug conductor section | min | mm ² | 1 |
| | max | mm ² | 10 |
| Flexible with insulated spade lug conductor section | min | mm ² | 1 |
| | max | mm ² | 10 |
| Screwdriver | | | PH2 |
| Power terminal protection according to IEC/EN 60529 | | | IP20 on front |
| Cable stripping length | main circuit | mm | 12 |
| Ambient conditions | | | |
| Temperature | Operating temperature | min | °C -20 |
| | | max | °C +60 |
| | Storage temperature | min | °C -50 |
| | | max | °C +80 |
| | Compensation temperature | min | °C -20 |
| | | max | °C +50 |
| Max altitude | | m | 3000 |
| Operating position | normal allowable | | Vertical plan Any |
| Fixing | | | Screw / DIN rail 35mm |
| Weight | | g | 340 |
| UL technical data | | | |
| Motor Disconnect | at 480V protection | kA | 30 200A class J |
| Group Motor Installation | at 480V protection | kA | 30 200A class J |
| Tap Conductor Protection | at 480Y/277V | kA | 30 |
| Maximum UL/CSA horsepower ratings single-phase | 110V-120V | HP | 1 |
| | 220V-240V | HP | 3 |
| Maximum UL/CSA horsepower ratings three-phase, 3-pole | 200V-208V | HP | 5 |
| | 220V-240V | HP | 5 |
| | 440V-480V | HP | 10 |
| Dimensions | | | |



Wiring diagrams



Certifications and compliance

Certifications

CSA C22.2 n° 60947-1

CSA C22.2 n° 60947-4-1

IEC/EN/BS 60947-1

IEC/EN/BS 60947-2

IEC/EN/BS 60947-4-1

UL 60947-4-1

Compliance

cULus

EAC

ETIM classification

ETIM 8.0

EC000074 -
Motor protection
circuit-breaker