

Features

Use: Indoor
Type of installation: RECESSED INTO PLASTERBOARD, CEILING MOUNTED
Emission: DIRECT
Optics: LENS UGR<19
Colour: WHITE
Dimming: PUSH, DALI
Emergency: WITH ACCESSORY
L: 595mm
A: 595mm
H: 35 con drivermm
Warranty: 5 years
Weight: 3kg

Tech data

Luminaire input power: 34W
Luminaire luminous flux: 4082lm
Luminous flux in emergency: 1h: 14% / 3h: 5
IP: 40
Insulation class: I
Supply voltage: 850mA driver .incluso
UGR: <19
SELV: Si

Source

Light source: LED
Source power: 30W
Colour temperature: 4000K
CRI: >90
LED lifespan: 50000h L80 B20

Compliance

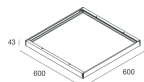
CEI EN 60598-1:2015 + A11:2009. IEC 60598-2:2015 2-1, 2-2

Standards

Photobiological risk: RISK GROUP 0 Certified fixture in EXEMPT GROUP, in accordance with CEI EN 62471:2010-01, IEC TR 62778:2014.
CAM edilizia: The product complies with the requirements for public buildings, ministerial decree of 23rd June 2022 n.256.

[View more product info](#)

MOUNTING ACCESSORIES



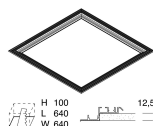
BOX PER INST. PLAFONE THE PANEL 600X600

102086.01



SCHOOL: KIT ANTICADUTA L=3000

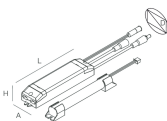
104119.99



THE PANEL 2: KIT INST.INC.RAS.CART.600

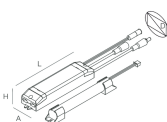
102028.99

EMERGENCY ACCESSORIES



THE PANEL 2: EMER.INC.1H 10/54VDC

1020A4.99



THE PANEL 2: EMER.INC.3H 10/54VDC

1020A5.99
