



1 dévisser capot / unscrew cover




2 déclipser capot / unblock cover

3 tirer capot / pull cover



4 enlever clips (si nécessaire)
/
remove clips (if necessary)




5 enlever le tube
/
remove fluorescent lamp

ou / or


6 dévisser lamps / remove bulb

i le tube fluorescent nécessite un traitement spécifique
/
fluorescent lamp requiring separate processing



7 pousser / push

8 tirer / pull




9 enlever les accumulateurs
/ remove batteries

ou / or




10 déclipser la carte électronique
/ unblock pcb

ou / or



11 couper les fils / cut wires

ou / or



(i) la carte électronique et
les accumulateurs nécessitent un
traitement spécifique

/
pcb & batteries requiring separate
processing