



# ENERG

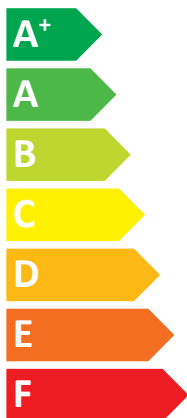
енергия · ενεργεια



Indoor unit E\*ST17/20D-\*\*D  
Outdoor unit PUHZ-SW75VAA(-BS)



A<sup>++</sup>



A<sup>+</sup>

Two icons showing sound power levels. The top icon shows a speaker inside a house with the value 41 dB. The bottom icon shows a speaker outside a house with the value 58 dB.



- 06 kW
- 07 kW**
- 07 kW

2019

811/2013

BH79V003H39

1. SPACE HEATER			For medium-temperature application															For low-temperature application														
Outdoor unit	Indoor unit	Medium-temperature application	3	6	8	11	9	13	15	16	21	22	17	18	25	4	6	8	11	9	13	15	16	21	22	17	18	25				
		Rated heat output under average climate conditions	Seasonal space heating energy efficiency class		Seasonal space heating energy efficiency class		For space heating, annual energy consumption under average climate conditions		For water heating, annual energy consumption under average climate conditions		Sound power level L <sub>WA</sub> , indoor		Rated heat output under warmer climate conditions		Rated heat output under colder climate conditions		Seasonal space heating energy efficiency class		Seasonal space heating energy efficiency class		For space heating, annual energy consumption under average climate conditions		For water heating, annual energy consumption under average climate conditions		Sound power level L <sub>WA</sub> , outdoor							
		kW	A++	A+	A++	A+	kWh	kWh	kWh	kWh	kWh	dB	kW	kW	kW	kW	A++	A+	A++	A+	A++	A+	kWh	kWh	kWh	kWh	dB					
PUHZ-SW75VAA (BS)	EHSC****C	✓	A++	7	129	4435	40	6	7	107	155	5378	2408	58	✓	A++	7	162	3607	40	6	7	129	219	4472	1731	58					
	ERSC****C	✓	A++	7	132	4352	40	6	7	109	158	5274	2352	58	✓	A++	7	166	3525	40	6	7	132	226	4382	1678	58					
	EHSD****C	✓	A++	7	129	4435	40	6	7	107	155	5378	2408	58	✓	A++	7	162	3607	40	6	7	129	219	4472	1731	58					
	ERSD****C	✓	A++	7	132	4352	40	6	7	109	158	5274	2352	58	✓	A++	7	166	3525	40	6	7	132	226	4382	1678	58					
	EHSD****D	✓	A++	7	129	4435	41	6	7	107	155	5378	2408	58	✓	A++	7	162	3607	41	6	7	129	219	4472	1731	58					

2. COMBINATION HEATER			For medium-temperature application															For low-temperature application																												
Outdoor unit	Indoor unit	Medium-temperature application	3	5	6	7	8	9	10	11	12	13	14	15	16	17	18	19	20	21	22	23	24	25	4	5	6	7	8	9	10	11	12	13	14	15	16	17	18	19	20	21	22	23	24	25
		Rated heat output under average climate conditions	Seasonal space heating energy efficiency class		Water heating energy efficiency class		For space heating, annual energy consumption under average climate conditions		For water heating, annual energy consumption under average climate conditions		Sound power level L <sub>WA</sub> , indoor		Rated heat output under warmer climate conditions		Rated heat output under colder climate conditions		Seasonal space heating energy efficiency class		Seasonal space heating energy efficiency class		For space heating, annual energy consumption under average climate conditions		For water heating, annual energy consumption under average climate conditions		Sound power level L <sub>WA</sub> , outdoor																					
		kW	A++	A+	A++	A+	kWh	kWh	kWh	kWh	kWh	dB	kW	kW	kW	kW	A++	A+	A++	A+	A++	A+	kWh	kWh	kWh	kWh	dB																			
PUHZ-SW75VAA (BS)	EHS20D****C2	✓	L	A++	A+	7	4435	751	129	145	40	-	6	7	5378	2408	880	682	107	155	123	161	58	✓	L	A++	A+	7	3607	751	162	145	40	-	6	7	4472	1731	880	682	129	219	123	161	58	
	ERS20D****C2	✓	L	A++	A+	7	4352	751	132	145	40	-	6	7	5274	2352	880	682	109	158	123	161	58	✓	L	A++	A+	7	3525	751	166	145	40	-	6	7	4382	1678	880	682	132	226	123	161	58	
	EHS20C****C(W)	✓	L	A++	A	7	4435	1040	129	104	40	-	6	7	5378	2408	1288	947	107	155	83	114	58	✓	L	A++	A	7	3607	1040	162	104	40	-	6	7	4472	1731	1288	947	129	219	83	114	58	
	ERS20C****C(W)	✓	L	A++	A	7	4352	1040	132	104	40	-	6	7	5274	2352	1288	947	109	158	83	114	58	✓	L	A++	A	7	3525	1040	166	104	40	-	6	7	4382	1678	1288	947	132	226	83	114	58	
	EHS20D****D	✓	L	A++	A+	7	4435	1040	129	104	40	-	6	7	5378	2408	1288	947	107	155	83	114	58	✓	L	A++	A+	7	3607	1040	162	104	40	-	6	7	4472	1731	1288	947	129	219	83	114	58	

	English Nederlands suomi	Deutsch Svenska Čeština	Français Dansk Български	Italiano Português Polski	Español Ελληνικά -
1	Outdoor unit buitenunit Ulkoyksikkö	Außengerät Utomhusenhet Venkovní jednotka	unité extérior Udendørs enhed Външно тяло	unità esterna unidade exterior jednostka zewnętrzna	unidad exterior Εξωτερική μονάδα -
	Indoor unit binnenunit Sisäyksikkö	Innengerät Inomhusenhet Vnitřní jednotka	unité intérieure Indendørs enhed Вътрешно тяло	unità interna unidade interior jednostka wewnętrzna	unidad interior Εσωτερική μονάδα -
3	Medium-temperature application middeltemperatuur-toepassing keskilämpötilan sovellus	Mitteltemperaturanwendung mediumtemperatuurapplikation středněteplotní aplikace	l'application à moyenne température middeltemperatuuravendelsen среднетемпературното приложение	le applicazioni a media temperatura a aplicação a média temperatura zastosowania w średnich temperaturach	la aplicación de media temperatura η εφαρμογή σε μέση θερμοκρασία -
	Low-temperature application lagetemperatuur-toepassing matalalämpötilan sovellus	Niedertemperaturanwendung lågtemperaturapplikation nizkoteplotní aplikace	l'application à basse température lavtemperaturavendelsen нискотемпературни приложения	le applicazioni a bassa temperatura a aplicação a baixa temperatura zastosowania w niskich temperaturach	la aplicación de baja temperatura η εφαρμογή σε χαμηλή θερμοκρασία -
5	Declared load profile Opgegeven capaciteitsprofiel Ilmoitettu kuormitusprofiili	Angegebenes Lastprofil Deklarerad belastningsprofil Deklarovaný zátěžový profil	Profil de soutirage déclaré Angivet forbrugsprofil Объявлен товароv профиль	Profilo di carico dichiarato Perfil de carga declarado Deklarowany profil obciążenia	Perfil de carga declarado Δηλωμένο προφίλ φορτίου -
	Seasonal space heating energy efficiency class de seizoensgebonden energie-efficiëntieklasse voor ruimteverwarming tilalämmityksen kausittainen energiatehokkuusluokka	die Klasse für die jahreszeitbedingte Raumheizungs-Energieeffizienz säsongrelaterade energieeffektivitetsklass vid rumsuppvärmning třída sezonní energetické účinnosti vytápění	la classe d'efficacité énergétique saisonnière, pour le chauffage des locaux klassen for årsvirkningsgrad ved rumopvarmning класът на сезонната отоплителна енергийна ефективност	la classe di efficienza energetica stagionale del riscaldamento d'ambiente A classe de eficiência energética do aquecimento ambiente sazonal klasa sezonowej efektywności energetycznej ogrzewania pomieszczeń	la clase de eficiencia energética estacional de calefacción η τάξη ενεργειακής απόδοσης της εποχιακής θέρμανσης χώρου -
7	Water heating energy efficiency class de energie-efficiëntieklasse voor waterverwarming vedenlämmityksen energiatehokkuusluokka	die Klasse für die Warmwasserbereitungs-Energieeffizienz energieeffektivitetsklass vid vattenuppvärmning třída energetické účinnosti ohřevu vody	klasse for årsvirkningsgrad ved vandopvarmning класът на енергийната ефективност при поддряване на вода	la classe di efficienza energetica del riscaldamento dell'acqua A classe de eficiência energética do aquecimento de água klasa efektywności energetycznej podgrzewania wody	la clase de eficiencia energética del caldeo de agua η τάξη ενεργειακής απόδοσης θέρμανσης νερού -
	Rated heat output under average climate conditions de nominale warmteafgifte(onder gemiddelde klimaatomstandigheden) nimellislämpöteho(keskimääräisissä ilmasto-olosuhteissa)	die Wärmenennleistung bei durchschnittlichen Klimaverhältnissen Den nominella avgivna värmeeffekten(under genomsnittliga klimatförhållanden) jmenovitý tepelný výkon(za průměrných klimatických podmínek)	la puissance thermique nominale dans les conditions climatiques moyennes den nominelle nytteeffekt(under gennemsnitlige klimaforhold) номиналната топлинна мощност(при средни климатични условия)	la potenza termica nominale(in condizioni climatiche medie) A potência calorífica nominal(em condições climáticas médias) znakomiona moc cieplna(w warunkach klimatu umiarkowanego)	la potencia calorífica nominal(en condiciones climáticas medias) η ονομαστική θερμική ισχύς(υπό μέσες κλιματικές συνθήκες) -
9	For space heating, annual energy consumption under average climate conditions voor ruimteverwarming, het jaarlijkse energieverbruik(onder gemiddelde klimaatomstandigheden) tilalämmityksestä vuotuinen energiankulutus(keskimääräisissä ilmasto-olosuhteissa)	für die Raumheizung, den jährlichen Energieverbrauch bei durchschnittlichen Klimaverhältnissen För rumsuppvärmning, årlig energiförbrukning(vid genomsnittliga klimatförhållanden) pro vytápění – roční spotřeba energie za průměrných klimatických podmínek	pour le chauffage des locaux, la consommation annuelle d'énergie(dans les conditions climatiques moyennes) for rumopvarmning det årlige energiforbrug(under gennemsnitlige klimaforhold) за отопление, годишното потребление на енергия(при средни климатични условия)	per il riscaldamento d'ambiente, il consumo annuo di energia(in condizioni climatiche medie) Para o aquecimento ambiente, o consumo anual de energia(em condições climáticas médias) w odniesieniu do ogrzewania pomieszczeń, roczne zużycie energii(w warunkach klimatu umiarkowanego)	para calentar espacios, el consumo anual de energía(en condiciones climáticas medias) για τη θέρμανση χώρου, η ετήσια κατανάλωση ενέργειας(υπό μέσες κλιματικές συνθήκες) -
	For water heating, annual electricity consumption under average climate conditions voor waterverwarming, het jaarlijkse elektriciteitsverbruik(onder gemiddelde klimaatomstandigheden) vedenlämmityksestä vuotuinen sähkönkulutus(keskimääräisissä ilmasto-olosuhteissa)	für die Warmwasserbereitung, den jährlichen Stromverbrauch bei durchschnittlichen Klimaverhältnissen För vattenuppvärmning, årlig elförbrukning(vid genomsnittliga klimatförhållanden) pro ohřev vody – roční spotřeba elektrické energie za průměrných klimatických podmínek	pour le chauffage de l'eau, la consommation annuelle d'électricité(dans les conditions climatiques moyennes) for vandopvarmning det årlige elforbrug(under gennemsnitlige klimaforhold) за поддряване на вода, годишното потребление(при средни климатични условия)	per il riscaldamento dell'acqua, il consumo annuo di energia(in condizioni climatiche medie) para o aquecimento de água, o consumo anual de eletricidade(em condições climáticas médias) w odniesieniu do podgrzewania wody, roczne zużycie energii elektrycznej(w warunkach klimatu umiarkowanego)	para calentar agua, el consumo anual de electricidad(en condiciones climáticas medias) για την θέρμανση νερού, η ετήσια κατανάλωση ηλεκτρικής ενέργειας(υπό μέσες κλιματικές συνθήκες) -
11	Seasonal space heating energy efficiency under average climate conditions de seizoensgebonden energie-efficiëntie voor ruimteverwarming(onder gemiddelde klimaatomstandigheden) tilalämmityksen kausittainen energiatehokkuus(keskimääräisissä ilmasto-olosuhteissa)	die jahreszeitbedingte Raumheizungs-Energieeffizienz bei durchschnittlichen Klimaverhältnissen Säsongmedelverkningsgrad för rumsuppvärmning(vid genomsnittliga klimatförhållanden) sezonní energetická účinnost vytápění za průměrných klimatických podmínek	l'efficacité énergétique saisonnière pour le chauffage des locaux(dans les conditions climatiques moyennes) årsvirkningsgraden ved rumopvarmning(under gennemsnitlige klimaforhold) сезонната енергийна ефективност при отопление(при средни климатични условия)	l'efficienza energetica stagionale di riscaldamento d'ambiente(in condizioni climatiche medie) A eficiência energética do aquecimento ambiente sazonal(em condições climáticas médias) sezonowa efektywność energetyczna ogrzewania pomieszczeń(w warunkach klimatu umiarkowanego)	la eficiencia energética estacional de calefacción(en condiciones climáticas medias) η ενεργειακή απόδοση της εποχιακής θέρμανσης χώρου(υπό μέσες κλιματικές συνθήκες) -
	Water heating energy efficiency under average climate conditions de energie-efficiëntie voor waterverwarming(onder gemiddelde klimaatomstandigheden) vedenlämmityksen energiatehokkuus(keskimääräisissä ilmasto-olosuhteissa)	die Warmwasserbereitungs-Energieeffizienz bei durchschnittlichen Klimaverhältnissen Energieeffektivität vid vattenuppvärmning(vid genomsnittliga klimatförhållanden) energetická účinnost ohřevu vody za průměrných klimatických podmínek	l'efficacité énergétique pour le chauffage de l'eau(dans les conditions climatiques moyennes) energienata ефективност при поддряване на вода(при средни климатични условия)	l'efficienza energetica di riscaldamento dell'acqua(in condizioni climatiche medie) a eficiência energética do aquecimento de água(em condições climáticas médias) el livello di potenza sonora L <sub>WA</sub> all'interno	la eficiencia energética del caldeo de agua(en condiciones climáticas medias) η ενεργειακή απόδοση θέρμανσης νερού(υπό μέσες κλιματικές συνθήκες) -
13	Sound power level L <sub>WA</sub> indoor het geluidsvermogensniveau L <sub>WA</sub> binnen äänitehotaso L <sub>WA</sub> sisällä	der Schalleistungspegel L <sub>WA</sub> in Gebäuden Ljudeffektivität L <sub>WA</sub> i inomhus hladina akustického výkonu L <sub>WA</sub> ve vnitřním prostoru	le niveau de puissance acoustique L <sub>WA</sub> à l'intérieur lydeeffektiveauet L <sub>WA</sub> i inde ниводот на звуковата мощност L <sub>WA</sub> на закрито	O nível de potência sonora L <sub>WA</sub> no interior poziom mocy akustycznej L <sub>WA</sub> w pomieszczeniu	el nivel de potencia acústica L <sub>WA</sub> en interiores η στάθμη ηχητικής ισχύος L <sub>WA</sub> εσωτερικού χώρου -
	Work only during off-peak hours werken uitsluitend in de daluren toimimaan ainoastaan kulutusluppujen ulkopuolella	dass ein ausschließlicher Betrieb des Kombiheizgerätes zu Schwachlastzeiten drivas utslutande under perioder med låg belastning provou pouze mimo špičky	fonctionner qu'en heures creuses fungere uden for spidsbelastningsperioder работи само в часовете извън върховото натоварване	funziona soltanto durante le ore morte de funcionar unicamente fora das horas de pico pracować jedynie w godzinach poza szczytowym obciążeniem	funcionar solamente durante las horas de baja demanda λειτουργία μόνο εκτός των ωρών αιχμής -
15	Rated heat output under colder climate conditions de nominale warmteafgifte, onder koudere klimaatomstandigheden nimellislämpöteho, kylmissä ilmasto-olosuhteissa	die Wärmenennleistung bei kälteren Klimaverhältnissen Nominell avgiven värmeeffekt vid kallare klimatförhållanden jmenovitý tepelný výkon za chladnějších klimatických podmínek	la puissance thermique nominale, dans les conditions climatiques plus froides den nominelle nytteeffekt under koldere klimaforhold номиналната топлинна мощност при по-студени климатични условия	A potência calorífica nominal em condições climáticas mais frias znakomiona moc cieplna w warunkach klimatu chłodnego	la potencia calorífica nominal en condiciones climáticas más frías η ονομαστική θερμική ισχύς υπό ψυχρότερες κλιματικές συνθήκες -
	Rated heat output under warmer climate conditions de nominale warmteafgifte, onder warmere klimaatomstandigheden nimellislämpöteho, lämpimissä ilmasto-olosuhteissa	die Wärmenennleistung bei wärmeren Klimaverhältnissen Nominell avgiven värmeeffekt vid varmare klimatförhållanden jmenovitý tepelný výkon za teplejších klimatických podmínek	la puissance thermique nominale, dans les conditions climatiques plus chaudes den nominelle nytteeffekt under varmere klimaforhold номиналната топлинна мощност при по-топли климатични условия	A potência calorífica nominal, in condizioni climatiche più calde A potencia calorífica nominal em condições climáticas mais quentes znakomiona moc cieplna w warunkach klimatu ciepłego	la potencia calorífica nominal en condiciones climáticas más cálidas η ονομαστική θερμική ισχύς υπό θερμότερες κλιματικές συνθήκες -
17	For space heating, annual energy consumption under colder climate conditions voor ruimteverwarming, het jaarlijkse energieverbruik onder koudere klimaatomstandigheden tilalämmityksestä vuotuinen energiankulutus kylmissä ilmasto-olosuhteissa	für die Raumheizung, der jährliche Energieverbrauch bei kälteren Klimaverhältnissen För rumsuppvärmning, årlig energiförbrukning under kallare klimatförhållanden pro vytápění – roční spotřeba energie za chladnějších klimatických podmínek	pour le chauffage des locaux, la consommation annuelle d'énergie, dans les conditions climatiques plus froides for rumopvarmning det årlige energiforbrug under koldere klimaforhold за отопление, годишното потребление на енергия при по-студени климатични условия	per il riscaldamento d'ambiente, il consumo annuo di energia, in condizioni climatiche più fredde Para o aquecimento ambiente, o consumo anual de energia em condições climáticas mais frias w odniesieniu do ogrzewania pomieszczeń, roczne zużycie energii w warunkach klimatu chłodnego	para calentar espacios, el consumo anual de energía en condiciones climáticas más frías για θέρμανση χώρου, η ετήσια κατανάλωση ενέργειας υπό ψυχρότερες κλιματικές συνθήκες -
	For space heating, annual energy consumption under warmer climate conditions voor ruimteverwarming, het jaarlijkse energieverbruik onder warmere klimaatomstandigheden tilalämmityksestä vuotuinen energiankulutus lämpimissä ilmasto-olosuhteissa	für die Raumheizung, der jährliche Energieverbrauch bei wärmeren Klimaverhältnissen För rumsuppvärmning, årlig energiförbrukning under varmare klimatförhållanden pro vytápění – roční spotřeba energie za teplejších klimatických podmínek	pour le chauffage des locaux, la consommation annuelle d'énergie, dans les conditions climatiques plus chaudes for rumopvarmning det årlige energiforbrug under varmere klimaforhold за отопление, годишното потребление на енергия при по-топли климатични условия	per il riscaldamento d'ambiente, il consumo annuo di energia, in condizioni climatiche più calde Para o aquecimento ambiente, o consumo anual de energia em condições climáticas mais quentes w odniesieniu do ogrzewania pomieszczeń, roczne zużycie energii w warunkach klimatu ciepłego	para calentar espacios, el consumo anual de energía en condiciones climáticas más cálidas για θέρμανση χώρου, η ετήσια κατανάλωση ενέργειας υπό θερμότερες κλιματικές συνθήκες -
19	For water heating, annual energy consumption under colder climate conditions voor waterverwarming, het jaarlijkse elektriciteitsverbruik onder koudere klimaatomstandigheden vedenlämmityksestä vuotuinen sähkönkulutus kylmissä ilmasto-olosuhteissa	für die Warmwasserbereitung, der jährliche Stromverbrauch bei kälteren Klimaverhältnissen För vattenuppvärmning, årlig elförbrukning under kallare klimatförhållanden pro ohřev vody – roční spotřeba elektrické energie za chladnějších klimatických podmínek	pour le chauffage de l'eau, la consommation annuelle d'électricité, dans les conditions climatiques plus froides for vandopvarmning det årlige elforbrug under koldere klimaforhold за поддряване на вода, годишното потребление на електроенергия при по-студени климатични условия	per il riscaldamento dell'acqua, il consumo annuo di energia, in condizioni climatiche più fredde para o aquecimento de água, o consumo anual de eletricidade em condições climáticas mais frias w odniesieniu do podgrzewania wody, roczne zużycie energii elektrycznej w warunkach klimatu chłodnego	para calentar agua, el consumo anual de electricidad en condiciones climáticas más frías για θέρμανση νερού, η ετήσια κατανάλωση ηλεκτρικής ενέργειας υπό ψυχρότερες κλιματικές συνθήκες -
	For water heating, annual energy consumption under warmer climate conditions voor waterverwarming, het jaarlijkse elektriciteitsverbruik onder warmere klimaatomstandigheden vedenlämmityksestä vuotuinen sähkönkulutus lämpimissä ilmasto-olosuhteissa	für die Warmwasserbereitung, der jährliche Stromverbrauch bei wärmeren Klimaverhältnissen För vattenuppvärmning, årlig elförbrukning under varmare klimatförhållanden pro ohřev vody – roční spotřeba elektrické energie za teplejších klimatických podmínek	pour le chauffage de l'eau, la consommation annuelle d'électricité, dans les conditions climatiques plus chaudes for vandopvarmning det årlige elforbrug under varmere klimaforhold за поддряване на вода, годишното потребление на електроенергия при по-топли климатични условия	per il riscaldamento dell'acqua, il consumo annuo di energia, in condizioni climatiche più calde para o aquecimento de água, o consumo anual de eletricidade em condições climáticas mais quentes w odniesieniu do podgrzewania wody, roczne zużycie energii elektrycznej w warunkach klimatu ciepłego	para calentar agua, el consumo anual de electricidad en condiciones climáticas más cálidas για θέρμανση νερού, η ετήσια κατανάλωση ηλεκτρικής ενέργειας υπό θερμότερες κλιματικές συνθήκες -
21	Seasonal space heating energy efficiency under colder climate conditions de seizoensgebonden energie-efficiëntie voor ruimteverwarming onder koudere klimaatomstandigheden tilalämmityksen kausittainen energiatehokkuus kylmissä ilmasto-olosuhteissa	die jahreszeitbedingte Raumheizungs-Energieeffizienz bei kälteren Klimaverhältnissen Säsongmedelverkningsgrad för rumsuppvärmning under kallare klimatförhållanden sezonní energetická účinnost vytápění za chladnějších klimatických podmínek	l'efficacité énergétique saisonnière pour le chauffage des locaux, dans les conditions climatiques plus froides årsvirkningsgraden ved rumopvarmning under koldere klimaforhold сезонната енергийна ефективност при отопление при по-студени климатични условия	l'efficienza energetica stagionale di riscaldamento d'ambiente in condizioni climatiche più fredde A eficiência energética do aquecimento ambiente sazonal em condições climáticas mais frias sezonowa efektywność energetyczna ogrzewania pomieszczeń w warunkach klimatu chłodnego	la eficiencia energética estacional de calefacción en condiciones climáticas más frías η ενεργειακή απόδοση της εποχιακής θέρμανσης χώρου υπό ψυχρότερες κλιματικές συνθήκες -
	Seasonal space heating energy efficiency under warmer climate conditions de seizoensgebonden energie-efficiëntie voor ruimteverwarming onder warmere klimaatomstandigheden tilalämmityksen kausittainen energiatehokkuus lämpimissä ilmasto-olosuhteissa	die jahreszeitbedingte Raumheizungs-Energieeffizienz bei wärmeren Klimaverhältnissen Säsongmedelverkningsgrad för rumsuppvärmning under varmare klimatförhållanden sezonní energetická účinnost vytápění za teplejších klimatických podmínek	l'efficacité énergétique saisonnière pour le chauffage des locaux, dans les conditions climatiques plus chaudes årsvirkningsgraden ved rumopvarmning under varmere klimaforhold сезонната енергийна ефективност при отопление при по-топли климатични условия	l'efficienza energetica stagionale di riscaldamento d'ambiente in condizioni climatiche più calde A eficiência energética do aquecimento ambiente sazonal em condições climáticas mais quentes sezonowa efektywność energetyczna ogrzewania pomieszczeń w warunkach klimatu ciepłego	la eficiencia energética estacional de calefacción en condiciones climáticas más cálidas η ενεργειακή απόδοση της εποχιακής θέρμανσης χώρου υπό θερμότερες κλιματικές συνθήκες -
23	Water heating energy efficiency under colder climate conditions de energie-efficiëntie voor waterverwarming onder koudere klimaatomstandigheden vedenlämmityksen energiatehokkuus kylmissä ilmasto-olosuhteissa	die Warmwasserbereitungs-Energieeffizienz bei kälteren Klimaverhältnissen Energieeffektivität vid vattenuppvärmning under kallare klimatförhållanden energetická účinnost ohřevu vody za chladnějších klimatických podmínek	l'efficacité énergétique pour le chauffage de l'eau, dans les conditions climatiques plus froides energieeffektiviteten ved vandopvarmning under koldere klimaforhold енергийната ефективност при поддряване на вода при по-студени климатични условия	l'efficienza energetica di riscaldamento dell'acqua in condizioni climatiche più fredde a eficiencia energética do aquecimento de água em condições climáticas mais frias efektywność energetyczna podgrzewania wody w warunkach klimatu chłodnego	la eficiencia energética de caldeo de agua en condiciones climáticas más frías η ενεργειακή απόδοση της θέρμανσης νερού υπό ψυχρότερες κλιματικές συνθήκες -
	Water heating energy efficiency under warmer climate conditions de energie-efficiëntie voor waterverwarming onder warmere klimaatomstandigheden vedenlämmityksen energiatehokkuus lämpimissä ilmasto-olosuhteissa	die Warmwasserbereitungs-Energieeffizienz bei wärmeren Klimaverhältnissen Energieeffektivität vid vattenuppvärmning under varmare klimatförhållanden energetická účinnost ohřevu vody za teplejších klimatických podmínek	l'efficacité énergétique pour le chauffage de l'eau, dans les conditions climatiques plus chaudes energieeffektiviteten ved vandopvarmning under varmere klimaforhold енергийната ефективност при поддряване на вода при по-топли климатични условия	l'efficienza energetica di riscaldamento dell'acqua in condizioni climatiche più calde a eficiencia energética do aquecimento de água em condições climáticas mais quentes efektywność energetyczna podgrzewania wody w warunkach klimatu ciepłego	la eficiencia energética de caldeo de agua en condiciones climáticas más cálidas η ενεργειακή απόδοση της θέρμανσης νερού υπό θερμότερες κλιματικές συνθήκες -
25	Sound power level L <sub>WA</sub> outdoor het geluidsvermogensniveau L <sub>WA</sub> buiten äänitehotaso L <sub>WA</sub> ulkona	der Schalleistungspegel L <sub>WA</sub> im Freien Ljudeffektivität L <sub>WA</sub> i utomhus hladina akustického výkonu L <sub>WA</sub> ve venkovním prostoru	le niveau de puissance acoustique L <sub>WA</sub> à l'extérieur lydeeffektiveau L <sub>WA</sub> i ude ниводот на звуковата мощност L <sub>WA</sub> на открито	il livello di potenza sonora L <sub>WA</sub> all'esterno O nível de potência sonora L <sub>WA</sub> no exterior poziom mocy akustycznej L <sub>WA</sub> na zewnątrz	el nivel de potencia acústica L <sub>WA</sub> en exteriores η στάθμη ηχητικής ισχύος L <sub>WA</sub> εξωτερικού χώρου -

**PRODUCT INFORMATION / TECHNICAL DOCUMENTATION**

Model(s):	Outdoor unit:	PUHZ-SW75VAA (-BS)
	Indoor unit:	EHST17D-****D
Air-to-water heat pump:		yes
Water-to-water heat pump:		no
Brine-to-water heat pump:		no
Low-temperature heat pump:		no
Equipped with a supplementary heater:		yes
Heat pump combination heater:		yes
Parameters for		medium-temperature application.
Parameters for		average climate conditions.

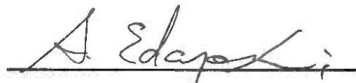
Item	Symbol	Value	Unit	Item	Symbol	Value	Unit
Rated heat output (*)	Prated	7.1	kW	Seasonal space heating energy efficiency	$\eta_s$	129	%
Declared capacity for heating for part load at indoor temperature 20 °C and outdoor temperature Tj				Declared coefficient of performance or primary energy ratio for part load at indoor temperature 20 °C and outdoor temperature Tj			
Tj = - 7 °C	Pdh	6.3	kW	Tj = - 7 °C	COPd	2.04	-
Degradation co-efficient (**)	Cdh	1.00	-	Tj = + 2 °C	COPd	3.19	-
Tj = + 2 °C	Pdh	3.8	kW	Tj = + 7 °C	COPd	4.59	-
Degradation co-efficient (**)	Cdh	0.99	-	Tj = +12 °C	COPd	6.10	-
Tj = + 7 °C	Pdh	2.9	kW	Tj = bivalent temperature	COPd	2.04	-
Degradation co-efficient (**)	Cdh	0.98	-	Tj = operation limit temperature (***)	COPd	1.89	-
Tj = +12 °C	Pdh	2.8	kW	Operation limit temperature	TOL	-20	°C
Degradation co-efficient (**)	Cdh	0.97	-	Heating water operating limit temperature	WTOL	60	°C
Tj = bivalent temperature	Pdh	6.3	kW	Supplementary heater			
Tj = operation limit temperature (***)	Pdh	6.1	kW	Rated heat output (*)	Psup	1.0	kW
Bivalent temperature	Tbiv	-7	°C	Type of energy input	Electrical		
Reference design conditions for space heating	Tdesignh	-10	°C	Power consumption in modes other than active mode			
Off mode				P <sub>OFF</sub>			
Thermostat-off mode				P <sub>TO</sub>			
Standby mode				P <sub>SB</sub>			
Crankcase heater mode				P <sub>CK</sub>			

Capacity control	variable			Rated air flow rate, outdoors	-	2660	m <sup>3</sup> /h
Sound power level, indoors/outdoors	L <sub>WA</sub>	41 / 58	dBA				
Annual energy consumption	Q <sub>HE</sub>	4435	kWh				

For heat pump combination heater:				Water heating energy efficiency			
Declared load profile	L			$\eta_{wh}$	136	%	
Daily electricity consumption	Q <sub>elec</sub>	3.630	kWh				
Annual electricity consumption	AEC	799	kWh				

Contact details: MITSUBISHI ELECTRIC AIR CODITIONING SYSTEM EUROPE LTD. Nettlehill Road, Houston Industrial Estate, Livingston, EH54 5EQ, Scotland, U.K.

The identification and signature of the person empowered to bind the supplier:



Atsushi EDAYOSHI  
 Manager, Quality Assurance Department  
 UNITED KINGDOM

· Details and precautions on installation, maintenance and assembly can be found in the installation and or operation manuals.  
 · Details and precautions on recycling and/or disposal at end-of-life can be found in the installation and or operation manuals.  
 (\*) For heat pump space heaters and heat pump combination heaters, the rated heat output Prated is equal to the design load for heating Pdesignh, and the rated heat output of a supplementary heater Psup is equal to the supplementary capacity for heating sup(Tj).  
 (\*\*) If Cdh is not determined by measurement then the default degradation coefficient is Cdh = 0,9.  
 (\*\*\*) If the declared TOL is lower than the T designh of the considered climate then the outdoor dry bulb temperature Tj is equal to T designh.

**PRODUCT INFORMATION / TECHNICAL DOCUMENTATION**

Model(s):	Outdoor unit:	PUHZ-SW75VAA (-BS)
	Indoor unit:	EHST17D-****D
Air-to-water heat pump:		yes
Water-to-water heat pump:		no
Brine-to-water heat pump:		no
Low-temperature heat pump:		no
Equipped with a supplementary heater:		yes
Heat pump combination heater:		yes
Parameters for		low-temperature application.
Parameters for		average climate conditions.

Item	Symbol	Value	Unit	Item	Symbol	Value	Unit
Rated heat output (*)	Prated	7.2	kW	Seasonal space heating energy efficiency	$\eta_s$	162	%
Declared capacity for heating for part load at indoor temperature 20 °C and outdoor temperature Tj				Declared coefficient of performance or primary energy ratio for part load at indoor temperature 20 °C and outdoor temperature Tj			
Tj = - 7 °C	Pdh	6.4	kW	Tj = - 7 °C	COPd	2.43	-
Degradation co-efficient (**)	Cdh	0.99	-	Tj = + 2 °C	COPd	4.10	-
Tj = + 2 °C	Pdh	3.9	kW	Tj = + 7 °C	COPd	5.62	-
Degradation co-efficient (**)	Cdh	0.98	-	Tj = +12 °C	COPd	7.93	-
Tj = + 7 °C	Pdh	2.6	kW	Tj = bivalent temperature	COPd	2.43	-
Degradation co-efficient (**)	Cdh	0.97	-	Tj = operation limit temperature (***)	COPd	2.17	-
Tj = +12 °C	Pdh	3.1	kW	Operation limit temperature	TOL	-20	°C
Degradation co-efficient (**)	Cdh	0.96	-	Heating water operating limit temperature	WTOL	60	°C
Tj = bivalent temperature	Pdh	6.4	kW	Supplementary heater			
Tj = operation limit temperature (***)	Pdh	6.2	kW	Rated heat output (*)	Psup	1.0	kW
Bivalent temperature	Tbiv	-7	°C	Type of energy input	Electrical		
Reference design conditions for space heating	Tdesignh	-10	°C	Power consumption in modes other than active mode			
Off mode				P <sub>OFF</sub>			
Thermostat-off mode				P <sub>TO</sub>			
Standby mode				P <sub>SB</sub>			
Crankcase heater mode				P <sub>CK</sub>			

Other items				Rated air flow rate, outdoors	-	2660	m <sup>3</sup> /h
Capacity control	variable						
Sound power level, indoors/outdoors	L <sub>WA</sub>	41 / 58	dBA				
Annual energy consumption	Q <sub>HE</sub>	3607	kWh				

For heat pump combination heater:				Water heating energy efficiency	$\eta_{wh}$	136	%
Declared load profile	L						
Daily electricity consumption	Q <sub>elec</sub>	3.630	kWh				
Annual electricity consumption	AEC	799	kWh				

Contact details	MITSUBISHI ELECTRIC AIR CODITIONING SYSTEM EUROPE LTD.	Nettlehill Road, Houston Industrial Estate, Livingston, EH54 5EQ, Scotland, U.K.
-----------------	--	--

The identification and signature of the person empowered to bind the supplier;

Atsushi EDAYOSHI

The signature is signed in the average climate / medium-temperature section.

Manager, Quality Assurance Department

UNITED KINGDOM

· Details and precautions on installation, maintenance and assembly can be found in the installation and or operation manuals.

· Details and precautions on recycling and/or disposal at end-of-life can be found in the installation and or operation manuals.

(\*) For heat pump space heaters and heat pump combination heaters, the rated heat output Prated is equal to the design load for heating Pdesignh, and the rated heat output of a supplementary heater Psup is equal to the supplementary capacity for heating sup(Tj).

(\*\*) If Cdh is not determined by measurement then the default degradation coefficient is Cdh = 0,9.

(\*\*\*) If the declared TOL is lower than the T designh of the considered climate then the outdoor dry bulb temperature Tj is equal to T designh.

**PRODUCT INFORMATION / TECHNICAL DOCUMENTATION**

Model(s):	Outdoor unit:	PUHZ-SW75VAA (-BS)
	Indoor unit:	EHST17D-****D
Air-to-water heat pump:		yes
Water-to-water heat pump:		no
Brine-to-water heat pump:		no
Low-temperature heat pump:		no
Equipped with a supplementary heater:		yes
Heat pump combination heater:		yes
Parameters for		medium-temperature application.
Parameters for		colder climate conditions.

Item	Symbol	Value	Unit	Item	Symbol	Value	Unit
Rated heat output (*)	Prated	6.0	kW	Seasonal space heating energy efficiency	$\eta_s$	107	%
Declared capacity for heating for part load at indoor temperature 20 °C and outdoor temperature T <sub>j</sub>				Declared coefficient of performance or primary energy ratio for part load at indoor temperature 20 °C and outdoor temperature T <sub>j</sub>			
T <sub>j</sub> = - 7 °C	P <sub>d,h</sub>	3.6	kW	T <sub>j</sub> = - 7 °C	COP <sub>d</sub>	2.30	-
Degradation co-efficient (**)	C <sub>d,h</sub>	0.99	-	T <sub>j</sub> = + 2 °C	COP <sub>d</sub>	3.20	-
T <sub>j</sub> = + 2 °C	P <sub>d,h</sub>	2.2	kW	T <sub>j</sub> = + 7 °C	COP <sub>d</sub>	4.70	-
Degradation co-efficient (**)	C <sub>d,h</sub>	0.98	-	T <sub>j</sub> = +12 °C	COP <sub>d</sub>	6.74	-
T <sub>j</sub> = + 7 °C	P <sub>d,h</sub>	2.5	kW	T <sub>j</sub> = bivalent temperature	COP <sub>d</sub>	1.30	-
Degradation co-efficient (**)	C <sub>d,h</sub>	0.97	-	T <sub>j</sub> = operation limit temperature (***)	COP <sub>d</sub>	1.30	-
T <sub>j</sub> = +12 °C	P <sub>d,h</sub>	3.0	kW	T <sub>j</sub> = - 15 °C (if TOL < - 20 °C)	COP <sub>d</sub>	-	-
Degradation co-efficient (**)	C <sub>d,h</sub>	0.97	-	Operation limit temperature	TOL	-20	°C
T <sub>j</sub> = bivalent temperature	P <sub>d,h</sub>	5.7	kW	Heating water operating limit temperature	WTOL	60	°C
T <sub>j</sub> = operation limit temperature (***)	P <sub>d,h</sub>	5.7	kW	Supplementary heater			
T <sub>j</sub> = - 15 °C (if TOL < - 20 °C)	P <sub>d,h</sub>	-	kW	Rated heat output (*)	P <sub>sup</sub>	6.0	kW
Bivalent temperature	T <sub>biv</sub>	-20	°C	Type of energy input	Electrical		
Reference design conditions for space heating	T <sub>designh</sub>	-22	°C	Power consumption in modes other than active mode			
Off mode				P <sub>OFF</sub>			
Thermostat-off mode				P <sub>TO</sub>			
Standby mode				P <sub>SB</sub>			
Crankcase heater mode				P <sub>CK</sub>			

Other items				Rated air flow rate, outdoors			
Capacity control	variable			-	2660	m <sup>3</sup> /h	
Sound power level, indoors/outdoors	L <sub>WA</sub>	41 / 58	dBA				
Annual energy consumption	Q <sub>HE</sub>	5378	kWh				

For heat pump combination heater:				Water heating energy efficiency			
Declared load profile	L			$\eta_{wh}$	105	%	
Daily electricity consumption	Q <sub>elec</sub>	4.680	kWh				
Annual electricity consumption	AEC	1030	kWh				

Contact details		MITSUBISHI ELECTRIC AIR CODITIONING SYSTEM EUROPE LTD.	Nettlehill Road, Houston Industrial Estate, Livingston, EH54 5EQ, Scotland, U.K.
-----------------	--	--	--

The identification and signature of the person empowered to bind the supplier;

Atsushi EDAYOSHI

The signature is signed in the average climate / medium-temperature section.

Manager, Quality Assurance Department

UNITED KINGDOM

· Details and precautions on installation, maintenance and assembly can be found in the installation and or operation manuals.

· Details and precautions on recycling and/or disposal at end-of-life can be found in the installation and or operation manuals.

(\*) For heat pump space heaters and heat pump combination heaters, the rated heat output Prated is equal to the design load for heating P<sub>designh</sub>, and the rated heat output of a supplementary heater P<sub>sup</sub> is equal to the supplementary capacity for heating sup(T<sub>j</sub>).

(\*\*) If C<sub>d,h</sub> is not determined by measurement then the default degradation coefficient is C<sub>d,h</sub> = 0,9.

(\*\*\*) If the declared TOL is lower than the T<sub>designh</sub> of the considered climate then the outdoor dry bulb temperature T<sub>j</sub> is equal to T<sub>designh</sub>.

**PRODUCT INFORMATION / TECHNICAL DOCUMENTATION**

Model(s):	Outdoor unit:	PUHZ-SW75VAA (-BS)
	Indoor unit:	EHST17D-****D
Air-to-water heat pump:		yes
Water-to-water heat pump:		no
Brine-to-water heat pump:		no
Low-temperature heat pump:		no
Equipped with a supplementary heater:		yes
Heat pump combination heater:		yes
Parameters for		low-temperature application.
Parameters for		colder climate conditions.

Item	Symbol	Value	Unit	Item	Symbol	Value	Unit
Rated heat output (*)	Prated	6.0	kW	Seasonal space heating energy efficiency	$\eta_s$	129	%
Declared capacity for heating for part load at indoor temperature 20 °C and outdoor temperature T <sub>j</sub>				Declared coefficient of performance or primary energy ratio for part load at indoor temperature 20 °C and outdoor temperature T <sub>j</sub>			
T <sub>j</sub> = - 7 °C	P <sub>d,h</sub>	3.6	kW	T <sub>j</sub> = - 7 °C	COP <sub>d</sub>	2.73	-
Degradation co-efficient (**)	C <sub>d,h</sub>	0.99	-	T <sub>j</sub> = + 2 °C	COP <sub>d</sub>	4.08	-
T <sub>j</sub> = + 2 °C	P <sub>d,h</sub>	2.4	kW	T <sub>j</sub> = + 7 °C	COP <sub>d</sub>	5.82	-
Degradation co-efficient (**)	C <sub>d,h</sub>	0.98	-	T <sub>j</sub> = +12 °C	COP <sub>d</sub>	7.81	-
T <sub>j</sub> = + 7 °C	P <sub>d,h</sub>	2.6	kW	T <sub>j</sub> = bivalent temperature	COP <sub>d</sub>	1.32	-
Degradation co-efficient (**)	C <sub>d,h</sub>	0.97	-	T <sub>j</sub> = operation limit temperature (***)	COP <sub>d</sub>	1.32	-
T <sub>j</sub> = +12 °C	P <sub>d,h</sub>	3.1	kW	T <sub>j</sub> = - 15 °C (if TOL < - 20 °C)	COP <sub>d</sub>	-	-
Degradation co-efficient (**)	C <sub>d,h</sub>	0.96	-	Operation limit temperature	TOL	-20	°C
T <sub>j</sub> = bivalent temperature	P <sub>d,h</sub>	5.7	kW	Heating water operating limit temperature	WTOL	60	°C
T <sub>j</sub> = operation limit temperature (***)	P <sub>d,h</sub>	5.7	kW	Supplementary heater			
T <sub>j</sub> = - 15 °C (if TOL < - 20 °C)	P <sub>d,h</sub>	-	kW	Rated heat output (*)	P <sub>sup</sub>	6.0	kW
Bivalent temperature	T <sub>biv</sub>	-20	°C	Type of energy input	Electrical		
Reference design conditions for space heating	T <sub>designh</sub>	-22	°C	Power consumption in modes other than active mode			
Power consumption in modes other than active mode				Off mode			
Off mode	P <sub>OFF</sub>	0.015	kW	Thermostat-off mode	P <sub>TO</sub>	0.015	kW
Thermostat-off mode	P <sub>TO</sub>	0.015	kW	Standby mode	P <sub>SB</sub>	0.015	kW
Standby mode	P <sub>SB</sub>	0.015	kW	Crankcase heater mode	P <sub>CK</sub>	0.000	kW
Crankcase heater mode	P <sub>CK</sub>	0.000	kW	Other items			

Capacity control	variable			Rated air flow rate, outdoors	-	2660	m <sup>3</sup> /h
Sound power level, indoors/outdoors	L <sub>WA</sub>	41 / 58	dBA				
Annual energy consumption	Q <sub>HE</sub>	4472	kWh				

For heat pump combination heater:				Water heating energy efficiency			
Declared load profile	L			$\eta_{wh}$	105	%	
Daily electricity consumption	Q <sub>elec</sub>	4.680	kWh				
Annual electricity consumption	AEC	1030	kWh				

Contact details	MITSUBISHI ELECTRIC AIR CODITIONING SYSTEM EUROPE LTD.	Nettlehill Road, Houston Industrial Estate, Livingston, EH54 5EQ, Scotland, U.K.
-----------------	--	--

The identification and signature of the person empowered to bind the supplier;

Atsushi EDAYOSHI

The signature is signed in the average climate / medium-temperature section.

Manager, Quality Assurance Department

UNITED KINGDOM

· Details and precautions on installation, maintenance and assembly can be found in the installation and or operation manuals.

· Details and precautions on recycling and/or disposal at end-of-life can be found in the installation and or operation manuals.

(\*) For heat pump space heaters and heat pump combination heaters, the rated heat output Prated is equal to the design load for heating Pdesignh, and the rated heat output of a supplementary heater Psup is equal to the supplementary capacity for heating sup(T<sub>j</sub>).

(\*\*) If C<sub>d,h</sub> is not determined by measurement then the default degradation coefficient is C<sub>d,h</sub> = 0,9.

(\*\*\*) If the declared TOL is lower than the T designh of the considered climate then the outdoor dry bulb temperature T<sub>j</sub> is equal to T designh.

**PRODUCT INFORMATION / TECHNICAL DOCUMENTATION**

Model(s):	Outdoor unit:	PUHZ-SW75VAA (-BS)
	Indoor unit:	EHST17D-****D
Air-to-water heat pump:		yes
Water-to-water heat pump:		no
Brine-to-water heat pump:		no
Low-temperature heat pump:		no
Equipped with a supplementary heater:		yes
Heat pump combination heater:		yes
Parameters for		medium-temperature application.
Parameters for		warmer climate conditions.

Item	Symbol	Value	Unit	Item	Symbol	Value	Unit
Rated heat output (*)	Prated	7.1	kW	Seasonal space heating energy efficiency	$\eta_s$	155	%
Declared capacity for heating for part load at indoor temperature 20 °C and outdoor temperature Tj				Declared coefficient of performance or primary energy ratio for part load at indoor temperature 20 °C and outdoor temperature Tj			
Tj = - 7 °C	Pdh	-	kW	Tj = - 7 °C	COPd	-	-
Degradation co-efficient (**)	Cdh	-	-	Tj = + 2 °C	COPd	1.98	-
Tj = + 2 °C	Pdh	7.1	kW	Tj = + 7 °C	COPd	3.25	-
Degradation co-efficient (**)	Cdh	1.00	-	Tj = +12 °C	COPd	5.70	-
Tj = + 7 °C	Pdh	4.6	kW	Tj = bivalent temperature	COPd	1.98	-
Degradation co-efficient (**)	Cdh	0.99	-	Tj = operation limit temperature (***)	COPd	1.98	-
Tj = +12 °C	Pdh	2.9	kW	Operation limit temperature	TOL	-20	°C
Degradation co-efficient (**)	Cdh	0.97	-	Heating water operating limit temperature	WTOL	60	°C
Tj = bivalent temperature	Pdh	7.1	kW	Supplementary heater			
Tj = operation limit temperature (***)	Pdh	7.1	kW	Rated heat output (*)	Psup	0.0	kW
Bivalent temperature	Tbiv	2	°C	Type of energy input	Electrical		
Reference design conditions for space heating	Tdesignh	2	°C	Power consumption in modes other than active mode			
Off mode				P <sub>OFF</sub>			
Thermostat-off mode				P <sub>TO</sub>			
Standby mode				P <sub>SB</sub>			
Crankcase heater mode				P <sub>CK</sub>			

Other items				Rated air flow rate, outdoors			
Capacity control	variable			-	2660	m <sup>3</sup> /h	
Sound power level, indoors/outdoors	L <sub>WA</sub>	41 / 58	dBA				
Annual energy consumption	Q <sub>HE</sub>	2408	kWh				

For heat pump combination heater:				Water heating energy efficiency			
Declared load profile	L			$\eta_{wh}$	141	%	
Daily electricity consumption	Q <sub>elec</sub>	3.500	kWh				
Annual electricity consumption	AEC	771	kWh				

Contact details	MITSUBISHI ELECTRIC AIR CODITIONING SYSTEM EUROPE LTD.	Nettlehill Road, Houston Industrial Estate, Livingston, EH54 5EQ, Scotland, U.K.
-----------------	--	--

The identification and signature of the person empowered to bind the supplier;

Atsushi EDAYOSHI

The signature is signed in the average climate / medium-temperature section.

Manager, Quality Assurance Department

UNITED KINGDOM

· Details and precautions on installation, maintenance and assembly can be found in the installation and or operation manuals.

· Details and precautions on recycling and/or disposal at end-of-life can be found in the installation and or operation manuals.

(\*) For heat pump space heaters and heat pump combination heaters, the rated heat output Prated is equal to the design load for heating Pdesignh, and the rated heat output of a supplementary heater Psup is equal to the supplementary capacity for heating sup(Tj).

(\*\*) If Cdh is not determined by measurement then the default degradation coefficient is Cdh = 0,9.

(\*\*\*) If the declared TOL is lower than the T designh of the considered climate then the outdoor dry bulb temperature Tj is equal to T designh.



**PRODUCT INFORMATION / TECHNICAL DOCUMENTATION**

Model(s):	Outdoor unit:	PUHZ-SW75VAA (-BS)
	Indoor unit:	EHST17D-****D
Air-to-water heat pump:		yes
Water-to-water heat pump:		no
Brine-to-water heat pump:		no
Low-temperature heat pump:		no
Equipped with a supplementary heater:		yes
Heat pump combination heater:		yes
Parameters for		low-temperature application.
Parameters for		warmer climate conditions.

Item	Symbol	Value	Unit	Item	Symbol	Value	Unit
Rated heat output (*)	Prated	7.2	kW	Seasonal space heating energy efficiency	$\eta_s$	219	%
Declared capacity for heating for part load at indoor temperature 20 °C and outdoor temperature Tj				Declared coefficient of performance or primary energy ratio for part load at indoor temperature 20 °C and outdoor temperature Tj			
Tj = - 7 °C	Pdh	-	kW	Tj = - 7 °C	COPd	-	-
Degradation co-efficient (**)	Cdh	-	-	Tj = + 2 °C	COPd	3.13	-
Tj = + 2 °C	Pdh	7.2	kW	Tj = + 7 °C	COPd	4.93	-
Degradation co-efficient (**)	Cdh	0.99	-	Tj = +12 °C	COPd	7.57	-
Tj = + 7 °C	Pdh	4.6	kW	Tj = bivalent temperature	COPd	3.13	-
Degradation co-efficient (**)	Cdh	0.98	-	Tj = operation limit temperature (***)	COPd	3.13	-
Tj = +12 °C	Pdh	3.1	kW	Operation limit temperature	TOL	-20	°C
Degradation co-efficient (**)	Cdh	0.96	-	Heating water operating limit temperature	WTOL	60	°C
Tj = bivalent temperature	Pdh	7.2	kW	Supplementary heater			
Tj = operation limit temperature (***)	Pdh	7.2	kW	Rated heat output (*)	Psup	0.0	kW
Bivalent temperature	Tbiv	2	°C	Type of energy input	Electrical		
Reference design conditions for space heating	Tdesignh	2	°C	Power consumption in modes other than active mode			
Off mode				P <sub>OFF</sub>			
Thermostat-off mode				P <sub>TO</sub>			
Standby mode				P <sub>SB</sub>			
Crankcase heater mode				P <sub>CK</sub>			

Capacity control	variable			Rated air flow rate, outdoors	-	2660	m <sup>3</sup> /h
Sound power level, indoors/outdoors	L <sub>WA</sub>	41 / 58	dBA				
Annual energy consumption	Q <sub>HE</sub>	1731	kWh				

For heat pump combination heater:				Water heating energy efficiency			
Declared load profile	L			$\eta_{wh}$	141	%	
Daily electricity consumption	Q <sub>elec</sub>	3.500	kWh				
Annual electricity consumption	AEC	771	kWh				

Contact details

MITSUBISHI ELECTRIC AIR CODITIONING SYSTEM EUROPE LTD.      Nettlehill Road, Houston Industrial Estate, Livingston, EH54 5EQ, Scotland, U.K.

The identification and signature of the person empowered to bind the supplier;

Atsushi EDAYOSHI

The signature is signed in the average climate / medium-temperature section.

Manager, Quality Assurance Department

UNITED KINGDOM

· Details and precautions on installation, maintenance and assembly can be found in the installation and or operation manuals.

· Details and precautions on recycling and/or disposal at end-of-life can be found in the installation and or operation manuals.

(\*) For heat pump space heaters and heat pump combination heaters, the rated heat output Prated is equal to the design load for heating Pdesignh, and the rated heat output of a supplementary heater Psup is equal to the supplementary capacity for heating sup(Tj).

(\*\*) If Cdh is not determined by measurement then the default degradation coefficient is Cdh = 0,9.

(\*\*\*) If the declared TOL is lower than the T designh of the considered climate then the outdoor dry bulb temperature Tj is equal to T designh.

**PRODUCT INFORMATION / TECHNICAL DOCUMENTATION**

Model(s):	Outdoor unit:	PUHZ-SW75VAA (-BS)
	Indoor unit:	ERST17D-****D
Air-to-water heat pump:		yes
Water-to-water heat pump:		no
Brine-to-water heat pump:		no
Low-temperature heat pump:		no
Equipped with a supplementary heater:		yes
Heat pump combination heater:		yes
Parameters for		medium-temperature application.
Parameters for		average climate conditions.


Item	Symbol	Value	Unit	Item	Symbol	Value	Unit
Rated heat output (*)	Prated	7.1	kW	Seasonal space heating energy efficiency	$\eta_s$	132	%
Declared capacity for heating for part load at indoor temperature 20 °C and outdoor temperature Tj				Declared coefficient of performance or primary energy ratio for part load at indoor temperature 20 °C and outdoor temperature Tj			
Tj = - 7 °C	Pdh	6.3	kW	Tj = - 7 °C	COPd	2.04	-
Degradation co-efficient (**)	Cdh	1.00	-	Tj = + 2 °C	COPd	3.23	-
Tj = + 2 °C	Pdh	3.8	kW	Tj = + 7 °C	COPd	4.59	-
Degradation co-efficient (**)	Cdh	0.99	-	Tj = +12 °C	COPd	6.10	-
Tj = + 7 °C	Pdh	2.9	kW	Tj = bivalent temperature	COPd	2.04	-
Degradation co-efficient (**)	Cdh	0.98	-	Tj = operation limit temperature (***)	COPd	1.89	-
Tj = +12 °C	Pdh	2.8	kW	Operation limit temperature	TOL	-20	°C
Degradation co-efficient (**)	Cdh	0.97	-	Heating water operating limit temperature	WTOL	60	°C
Tj = bivalent temperature	Pdh	6.3	kW	Supplementary heater			
Tj = operation limit temperature (***)	Pdh	6.1	kW	Rated heat output (*)	Psup	1.0	kW
Bivalent temperature	Tbiv	-7	°C	Type of energy input	Electrical		
Reference design conditions for space heating	Tdesignh	-10	°C	Power consumption in modes other than active mode			
Off mode				P <sub>OFF</sub>			
Thermostat-off mode				P <sub>TO</sub>			
Standby mode				P <sub>SB</sub>			
Crankcase heater mode				P <sub>CK</sub>			

Capacity control	variable			Rated air flow rate, outdoors	-	2660	m <sup>3</sup> /h
Sound power level, indoors/outdoors	L <sub>WA</sub>	41 / 58	dBA				
Annual energy consumption	Q <sub>HE</sub>	4352	kWh				

For heat pump combination heater:				Water heating energy efficiency			
Declared load profile	L			$\eta_{wh}$	136	%	
Daily electricity consumption	Q <sub>elec</sub>	3.630	kWh				
Annual electricity consumption	AEC	799	kWh				

Contact details: MITSUBISHI ELECTRIC AIR CODITIONING SYSTEM EUROPE LTD. Nettlehill Road, Houston Industrial Estate, Livingston, EH54 5EQ, Scotland, U.K.

The identification and signature of the person empowered to bind the supplier:



Atsushi EDAYOSHI  
 Manager, Quality Assurance Department  
 UNITED KINGDOM

· Details and precautions on installation, maintenance and assembly can be found in the installation and or operation manuals.  
 · Details and precautions on recycling and/or disposal at end-of-life can be found in the installation and or operation manuals.  
 (\*) For heat pump space heaters and heat pump combination heaters, the rated heat output Prated is equal to the design load for heating Pdesignh, and the rated heat output of a supplementary heater Psup is equal to the supplementary capacity for heating sup(Tj).  
 (\*\*) If Cdh is not determined by measurement then the default degradation coefficient is Cdh = 0,9.  
 (\*\*\*) If the declared TOL is lower than the T designh of the considered climate then the outdoor dry bulb temperature Tj is equal to T designh.

**PRODUCT INFORMATION / TECHNICAL DOCUMENTATION**

Model(s):	Outdoor unit:	PUHZ-SW75VAA (-BS)
	Indoor unit:	ERST17D-****D
Air-to-water heat pump:		yes
Water-to-water heat pump:		no
Brine-to-water heat pump:		no
Low-temperature heat pump:		no
Equipped with a supplementary heater:		yes
Heat pump combination heater:		yes
Parameters for		low-temperature application.
Parameters for		average climate conditions.

Item	Symbol	Value	Unit	Item	Symbol	Value	Unit
Rated heat output (*)	Prated	7.2	kW	Seasonal space heating energy efficiency	$\eta_s$	166	%
Declared capacity for heating for part load at indoor temperature 20 °C and outdoor temperature Tj				Declared coefficient of performance or primary energy ratio for part load at indoor temperature 20 °C and outdoor temperature Tj			
Tj = - 7 °C	Pdh	6.4	kW	Tj = - 7 °C	COPd	2.43	-
Degradation co-efficient (**)	Cdh	0.99	-	Tj = + 2 °C	COPd	4.16	-
Tj = + 2 °C	Pdh	3.9	kW	Tj = + 7 °C	COPd	5.62	-
Degradation co-efficient (**)	Cdh	0.98	-	Tj = +12 °C	COPd	7.93	-
Tj = + 7 °C	Pdh	2.6	kW	Tj = bivalent temperature	COPd	2.43	-
Degradation co-efficient (**)	Cdh	0.97	-	Tj = operation limit temperature (***)	COPd	2.17	-
Tj = +12 °C	Pdh	3.1	kW	Operation limit temperature	TOL	-20	°C
Degradation co-efficient (**)	Cdh	0.96	-	Heating water operating limit temperature	WTOL	60	°C
Tj = bivalent temperature	Pdh	6.4	kW	Supplementary heater			
Tj = operation limit temperature (***)	Pdh	6.2	kW	Rated heat output (*)	Psup	1.0	kW
Bivalent temperature	Tbiv	-7	°C	Type of energy input	Electrical		
Reference design conditions for space heating	Tdesignh	-10	°C	Power consumption in modes other than active mode			
Off mode				P <sub>OFF</sub>			
Thermostat-off mode				P <sub>TO</sub>			
Standby mode				P <sub>SB</sub>			
Crankcase heater mode				P <sub>CK</sub>			

Capacity control	variable			Rated air flow rate, outdoors	-	2660	m <sup>3</sup> /h
Sound power level, indoors/outdoors	L <sub>WA</sub>	41 / 58	dBA				
Annual energy consumption	Q <sub>HE</sub>	3525	kWh				

For heat pump combination heater:				Water heating energy efficiency			
Declared load profile	L			$\eta_{wh}$	136	%	
Daily electricity consumption	Q <sub>elec</sub>	3.630	kWh				
Annual electricity consumption	AEC	799	kWh				

Contact details

MITSUBISHI ELECTRIC AIR CODITIONING SYSTEM EUROPE LTD.      Nettlehill Road, Houston Industrial Estate, Livingston, EH54 5EQ, Scotland, U.K.

The identification and signature of the person empowered to bind the supplier;

Atsushi EDAYOSHI

The signature is signed in the average climate / medium-temperature section.

Manager, Quality Assurance Department

UNITED KINGDOM

· Details and precautions on installation, maintenance and assembly can be found in the installation and or operation manuals.

· Details and precautions on recycling and/or disposal at end-of-life can be found in the installation and or operation manuals.

(\*) For heat pump space heaters and heat pump combination heaters, the rated heat output Prated is equal to the design load for heating Pdesignh, and the rated heat output of a supplementary heater Psup is equal to the supplementary capacity for heating sup(Tj).

(\*\*) If Cdh is not determined by measurement then the default degradation coefficient is Cdh = 0,9.

(\*\*\*) If the declared TOL is lower than the T designh of the considered climate then the outdoor dry bulb temperature Tj is equal to T designh.

**PRODUCT INFORMATION / TECHNICAL DOCUMENTATION**

Model(s):	Outdoor unit:	PUHZ-SW75VAA (-BS)
	Indoor unit:	ERST17D-****D
Air-to-water heat pump:		yes
Water-to-water heat pump:		no
Brine-to-water heat pump:		no
Low-temperature heat pump:		no
Equipped with a supplementary heater:		yes
Heat pump combination heater:		yes
Parameters for		medium-temperature application.
Parameters for		colder climate conditions.

Item	Symbol	Value	Unit	Item	Symbol	Value	Unit
Rated heat output (*)	Prated	6.0	kW	Seasonal space heating energy efficiency	$\eta_s$	109	%
Declared capacity for heating for part load at indoor temperature 20 °C and outdoor temperature Tj				Declared coefficient of performance or primary energy ratio for part load at indoor temperature 20 °C and outdoor temperature Tj			
Tj = - 7 °C	Pdh	3.6	kW	Tj = - 7 °C	COPd	2.35	-
Degradation co-efficient (**)	Cdh	0.99	-	Tj = + 2 °C	COPd	3.24	-
Tj = + 2 °C	Pdh	2.2	kW	Tj = + 7 °C	COPd	4.70	-
Degradation co-efficient (**)	Cdh	0.98	-	Tj = +12 °C	COPd	6.74	-
Tj = + 7 °C	Pdh	2.5	kW	Tj = bivalent temperature	COPd	1.30	-
Degradation co-efficient (**)	Cdh	0.97	-	Tj = operation limit temperature (***)	COPd	1.30	-
Tj = +12 °C	Pdh	3.0	kW	Tj = - 15 °C (if TOL < - 20 °C)	COPd	-	-
Degradation co-efficient (**)	Cdh	0.97	-	Operation limit temperature	TOL	-20	°C
Tj = bivalent temperature	Pdh	5.7	kW	Heating water operating limit temperature	WTOL	60	°C
Tj = operation limit temperature (***)	Pdh	5.7	kW	Supplementary heater			
Tj = - 15 °C (if TOL < - 20 °C)	Pdh	-	kW	Rated heat output (*)	Psup	6.0	kW
Bivalent temperature	Tbiv	-20	°C	Type of energy input	Electrical		
Reference design conditions for space heating	Tdesignh	-22	°C	Power consumption in modes other than active mode			
Off mode				P <sub>OFF</sub>			
Thermostat-off mode				P <sub>TO</sub>			
Standby mode				P <sub>SB</sub>			
Crankcase heater mode				P <sub>CK</sub>			

Other items				Rated air flow rate, outdoors			
Capacity control	variable			-	2660	m <sup>3</sup> /h	
Sound power level, indoors/outdoors	L <sub>WA</sub>	41 / 58	dBA				
Annual energy consumption	Q <sub>HE</sub>	5274	kWh				

For heat pump combination heater:				Water heating energy efficiency			
Declared load profile	L			$\eta_{wh}$	105	%	
Daily electricity consumption	Q <sub>elec</sub>	4.680	kWh				
Annual electricity consumption	AEC	1030	kWh				

Contact details	MITSUBISHI ELECTRIC AIR CODITIONING SYSTEM EUROPE LTD.	Nettlehill Road, Houston Industrial Estate, Livingston, EH54 5EQ, Scotland, U.K.
-----------------	--	--

The identification and signature of the person empowered to bind the supplier;

Atsushi EDAYOSHI

The signature is signed in the average climate / medium-temperature section.

Manager, Quality Assurance Department

UNITED KINGDOM

· Details and precautions on installation, maintenance and assembly can be found in the installation and or operation manuals.

· Details and precautions on recycling and/or disposal at end-of-life can be found in the installation and or operation manuals.

(\*) For heat pump space heaters and heat pump combination heaters, the rated heat output Prated is equal to the design load for heating Pdesignh, and the rated heat output of a supplementary heater Psup is equal to the supplementary capacity for heating sup(Tj).

(\*\*) If Cdh is not determined by measurement then the default degradation coefficient is Cdh = 0,9.

(\*\*\*) If the declared TOL is lower than the T designh of the considered climate then the outdoor dry bulb temperature Tj is equal to T designh.

**PRODUCT INFORMATION / TECHNICAL DOCUMENTATION**

Model(s):	Outdoor unit:	PUHZ-SW75VAA (-BS)
	Indoor unit:	ERST17D-****D
Air-to-water heat pump:		yes
Water-to-water heat pump:		no
Brine-to-water heat pump:		no
Low-temperature heat pump:		no
Equipped with a supplementary heater:		yes
Heat pump combination heater:		yes
Parameters for		low-temperature application.
Parameters for		colder climate conditions.

Item	Symbol	Value	Unit	Item	Symbol	Value	Unit
Rated heat output (*)	Prated	6.0	kW	Seasonal space heating energy efficiency	$\eta_s$	132	%
Declared capacity for heating for part load at indoor temperature 20 °C and outdoor temperature T <sub>j</sub>				Declared coefficient of performance or primary energy ratio for part load at indoor temperature 20 °C and outdoor temperature T <sub>j</sub>			
T <sub>j</sub> = - 7 °C	P <sub>d,h</sub>	3.6	kW	T <sub>j</sub> = - 7 °C	COP <sub>d</sub>	2.78	-
Degradation co-efficient (**)	C <sub>d,h</sub>	0.99	-	T <sub>j</sub> = + 2 °C	COP <sub>d</sub>	4.14	-
T <sub>j</sub> = + 2 °C	P <sub>d,h</sub>	2.4	kW	T <sub>j</sub> = + 7 °C	COP <sub>d</sub>	5.82	-
Degradation co-efficient (**)	C <sub>d,h</sub>	0.97	-	T <sub>j</sub> = +12 °C	COP <sub>d</sub>	7.81	-
T <sub>j</sub> = + 7 °C	P <sub>d,h</sub>	2.6	kW	T <sub>j</sub> = bivalent temperature	COP <sub>d</sub>	1.32	-
Degradation co-efficient (**)	C <sub>d,h</sub>	0.97	-	T <sub>j</sub> = operation limit temperature (***)	COP <sub>d</sub>	1.32	-
T <sub>j</sub> = +12 °C	P <sub>d,h</sub>	3.1	kW	T <sub>j</sub> = - 15 °C (if TOL < - 20 °C)	COP <sub>d</sub>	-	-
Degradation co-efficient (**)	C <sub>d,h</sub>	0.96	-	Operation limit temperature	TOL	-20	°C
T <sub>j</sub> = bivalent temperature	P <sub>d,h</sub>	5.7	kW	Heating water operating limit temperature	WTOL	60	°C
T <sub>j</sub> = operation limit temperature (***)	P <sub>d,h</sub>	5.7	kW	Supplementary heater			
T <sub>j</sub> = - 15 °C (if TOL < - 20 °C)	P <sub>d,h</sub>	-	kW	Rated heat output (*)	P <sub>sup</sub>	6.0	kW
Bivalent temperature	T <sub>biv</sub>	-20	°C	Type of energy input	Electrical		
Reference design conditions for space heating	T <sub>designh</sub>	-22	°C	Power consumption in modes other than active mode			
Power consumption in modes other than active mode				Off mode			
Off mode	P <sub>OFF</sub>	0.015	kW	Thermostat-off mode	P <sub>TO</sub>	0.015	kW
Thermostat-off mode	P <sub>TO</sub>	0.015	kW	Standby mode	P <sub>SB</sub>	0.015	kW
Standby mode	P <sub>SB</sub>	0.015	kW	Crankcase heater mode	P <sub>CK</sub>	0.000	kW
Crankcase heater mode	P <sub>CK</sub>	0.000	kW	Other items			

Capacity control	variable			Rated air flow rate, outdoors	-	2660	m <sup>3</sup> /h
Sound power level, indoors/outdoors	L <sub>WA</sub>	41 / 58	dBA				
Annual energy consumption	Q <sub>HE</sub>	4382	kWh				

For heat pump combination heater:				Water heating energy efficiency			
Declared load profile	L			$\eta_{wh}$	105	%	
Daily electricity consumption	Q <sub>elec</sub>	4.680	kWh				
Annual electricity consumption	AEC	1030	kWh				

Contact details	MITSUBISHI ELECTRIC AIR CODITIONING SYSTEM EUROPE LTD.	Nettlehill Road, Houston Industrial Estate, Livingston, EH54 5EQ, Scotland, U.K.
-----------------	--	--

The identification and signature of the person empowered to bind the supplier;

Atsushi EDAYOSHI

The signature is signed in the average climate / medium-temperature section.

Manager, Quality Assurance Department

UNITED KINGDOM

· Details and precautions on installation, maintenance and assembly can be found in the installation and or operation manuals.

· Details and precautions on recycling and/or disposal at end-of-life can be found in the installation and or operation manuals.

(\*) For heat pump space heaters and heat pump combination heaters, the rated heat output Prated is equal to the design load for heating Pdesignh, and the rated heat output of a supplementary heater Psup is equal to the supplementary capacity for heating sup(T<sub>j</sub>).

(\*\*) If C<sub>d,h</sub> is not determined by measurement then the default degradation coefficient is C<sub>d,h</sub> = 0,9.

(\*\*\*) If the declared TOL is lower than the T designh of the considered climate then the outdoor dry bulb temperature T<sub>j</sub> is equal to T designh.

**PRODUCT INFORMATION / TECHNICAL DOCUMENTATION**

Model(s):	Outdoor unit:	PUHZ-SW75VAA (-BS)
	Indoor unit:	ERST17D-****D
Air-to-water heat pump:		yes
Water-to-water heat pump:		no
Brine-to-water heat pump:		no
Low-temperature heat pump:		no
Equipped with a supplementary heater:		yes
Heat pump combination heater:		yes
Parameters for		medium-temperature application.
Parameters for		warmer climate conditions.

Item	Symbol	Value	Unit	Item	Symbol	Value	Unit
Rated heat output (*)	Prated	7.1	kW	Seasonal space heating energy efficiency	$\eta_s$	158	%
Declared capacity for heating for part load at indoor temperature 20 °C and outdoor temperature Tj				Declared coefficient of performance or primary energy ratio for part load at indoor temperature 20 °C and outdoor temperature Tj			
Tj = - 7 °C	Pdh	-	kW	Tj = - 7 °C	COPd	-	-
Degradation co-efficient (**)	Cdh	-	-	Tj = + 2 °C	COPd	1.98	-
Tj = + 2 °C	Pdh	7.1	kW	Tj = + 7 °C	COPd	3.22	-
Degradation co-efficient (**)	Cdh	1.00	-	Tj = +12 °C	COPd	5.70	-
Tj = + 7 °C	Pdh	4.6	kW	Tj = bivalent temperature	COPd	1.98	-
Degradation co-efficient (**)	Cdh	0.99	-	Tj = operation limit temperature (***)	COPd	1.98	-
Tj = +12 °C	Pdh	2.9	kW	Operation limit temperature	TOL	-20	°C
Degradation co-efficient (**)	Cdh	0.97	-	Heating water operating limit temperature	WTOL	60	°C
Tj = bivalent temperature	Pdh	7.1	kW	Supplementary heater			
Tj = operation limit temperature (***)	Pdh	7.1	kW	Rated heat output (*)	Psup	0.0	kW
Bivalent temperature	Tbiv	2	°C	Type of energy input	Electrical		
Reference design conditions for space heating	Tdesignh	2	°C	Power consumption in modes other than active mode			
Off mode				P <sub>OFF</sub>			
Thermostat-off mode				P <sub>TO</sub>			
Standby mode				P <sub>SB</sub>			
Crankcase heater mode				P <sub>CK</sub>			

Other items				Rated air flow rate, outdoors	-	2660	m <sup>3</sup> /h
Capacity control	variable						
Sound power level, indoors/outdoors	L <sub>WA</sub>	41 / 58	dBA				
Annual energy consumption	Q <sub>HE</sub>	2352	kWh				

For heat pump combination heater:				Water heating energy efficiency	$\eta_{wh}$	141	%
Declared load profile	L						
Daily electricity consumption	Q <sub>elec</sub>	3.500	kWh				
Annual electricity consumption	AEC	771	kWh				

Contact details	MITSUBISHI ELECTRIC AIR CODITIONING SYSTEM EUROPE LTD.	Nettlehill Road, Houston Industrial Estate, Livingston, EH54 5EQ, Scotland, U.K.
-----------------	--	--

The identification and signature of the person empowered to bind the supplier;

Atsushi EDAYOSHI

The signature is signed in the average climate / medium-temperature section.

Manager, Quality Assurance Department

UNITED KINGDOM

· Details and precautions on installation, maintenance and assembly can be found in the installation and or operation manuals.

· Details and precautions on recycling and/or disposal at end-of-life can be found in the installation and or operation manuals.

(\*) For heat pump space heaters and heat pump combination heaters, the rated heat output Prated is equal to the design load for heating Pdesignh, and the rated heat output of a supplementary heater Psup is equal to the supplementary capacity for heating sup(Tj).

(\*\*) If Cdh is not determined by measurement then the default degradation coefficient is Cdh = 0,9.

(\*\*\*) If the declared TOL is lower than the T designh of the considered climate then the outdoor dry bulb temperature Tj is equal to T designh.

**PRODUCT INFORMATION / TECHNICAL DOCUMENTATION**

Model(s):	Outdoor unit:	PUHZ-SW75VAA (-BS)
	Indoor unit:	ERST17D-****D
Air-to-water heat pump:		yes
Water-to-water heat pump:		no
Brine-to-water heat pump:		no
Low-temperature heat pump:		no
Equipped with a supplementary heater:		yes
Heat pump combination heater:		yes
Parameters for		low-temperature application.
Parameters for		warmer climate conditions.

Item	Symbol	Value	Unit	Item	Symbol	Value	Unit
Rated heat output (*)	Prated	7.2	kW	Seasonal space heating energy efficiency	$\eta_s$	226	%
Declared capacity for heating for part load at indoor temperature 20 °C and outdoor temperature Tj				Declared coefficient of performance or primary energy ratio for part load at indoor temperature 20 °C and outdoor temperature Tj			
Tj = - 7 °C	Pdh	-	kW	Tj = - 7 °C	COPd	-	-
Degradation co-efficient (**)	Cdh	-	-	Tj = + 2 °C	COPd	3.13	-
Tj = + 2 °C	Pdh	7.2	kW	Tj = + 7 °C	COPd	4.84	-
Degradation co-efficient (**)	Cdh	0.99	-	Tj = +12 °C	COPd	7.57	-
Tj = + 7 °C	Pdh	4.6	kW	Tj = bivalent temperature	COPd	3.13	-
Degradation co-efficient (**)	Cdh	0.98	-	Tj = operation limit temperature (***)	COPd	3.13	-
Tj = +12 °C	Pdh	3.1	kW	Operation limit temperature	TOL	-20	°C
Degradation co-efficient (**)	Cdh	0.96	-	Heating water operating limit temperature	WTOL	60	°C
Tj = bivalent temperature	Pdh	7.2	kW	Supplementary heater			
Tj = operation limit temperature (***)	Pdh	7.2	kW	Rated heat output (*)	Psup	0.0	kW
Bivalent temperature	Tbiv	2	°C	Type of energy input	Electrical		
Reference design conditions for space heating	Tdesignh	2	°C	Power consumption in modes other than active mode			
Off mode				P <sub>OFF</sub>			
Thermostat-off mode				P <sub>TO</sub>			
Standby mode				P <sub>SB</sub>			
Crankcase heater mode				P <sub>CK</sub>			

Capacity control	variable			Rated air flow rate, outdoors	-	2660	m <sup>3</sup> /h
Sound power level, indoors/outdoors	L <sub>WA</sub>	41 / 58	dBA				
Annual energy consumption	Q <sub>HE</sub>	1678	kWh				

For heat pump combination heater:				Water heating energy efficiency			
Declared load profile	L			$\eta_{wh}$	141	%	
Daily electricity consumption	Q <sub>elec</sub>	3.500	kWh				
Annual electricity consumption	AEC	771	kWh				

Contact details: MITSUBISHI ELECTRIC AIR CODITIONING SYSTEM EUROPE LTD. Nettlehill Road, Houston Industrial Estate, Livingston, EH54 5EQ, Scotland, U.K.

The identification and signature of the person empowered to bind the supplier; Atsushi EDAYOSHI  
 The signature is signed in the average climate / medium-temperature section. Manager, Quality Assurance Department  
 UNITED KINGDOM

· Details and precautions on installation, maintenance and assembly can be found in the installation and or operation manuals.  
 · Details and precautions on recycling and/or disposal at end-of-life can be found in the installation and or operation manuals.  
 (\*) For heat pump space heaters and heat pump combination heaters, the rated heat output Prated is equal to the design load for heating Pdesignh, and the rated heat output of a supplementary heater Psup is equal to the supplementary capacity for heating sup(Tj).  
 (\*\*) If Cdh is not determined by measurement then the default degradation coefficient is Cdh = 0,9.  
 (\*\*\*) If the declared TOL is lower than the T designh of the considered climate then the outdoor dry bulb temperature Tj is equal to T designh.

**PRODUCT INFORMATION / TECHNICAL DOCUMENTATION**

Model(s):	Outdoor unit:	PUHZ-SW75VAA (-BS)
	Indoor unit:	EHST20D-****D
Air-to-water heat pump:		yes
Water-to-water heat pump:		no
Brine-to-water heat pump:		no
Low-temperature heat pump:		no
Equipped with a supplementary heater:		yes
Heat pump combination heater:		yes
Parameters for		medium-temperature application.
Parameters for		average climate conditions.

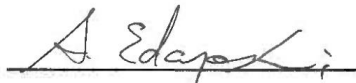
Item	Symbol	Value	Unit	Item	Symbol	Value	Unit
Rated heat output (*)	Prated	7.1	kW	Seasonal space heating energy efficiency	$\eta_s$	129	%
Declared capacity for heating for part load at indoor temperature 20 °C and outdoor temperature Tj				Declared coefficient of performance or primary energy ratio for part load at indoor temperature 20 °C and outdoor temperature Tj			
Tj = - 7 °C	Pdh	6.3	kW	Tj = - 7 °C	COPd	2.04	-
Degradation co-efficient (**)	Cdh	1.00	-	Tj = + 2 °C	COPd	3.19	-
Tj = + 2 °C	Pdh	3.8	kW	Tj = + 7 °C	COPd	4.59	-
Degradation co-efficient (**)	Cdh	0.99	-	Tj = +12 °C	COPd	6.10	-
Tj = + 7 °C	Pdh	2.9	kW	Tj = bivalent temperature	COPd	2.04	-
Degradation co-efficient (**)	Cdh	0.98	-	Tj = operation limit temperature (***)	COPd	1.89	-
Tj = +12 °C	Pdh	2.8	kW	Operation limit temperature	TOL	-20	°C
Degradation co-efficient (**)	Cdh	0.97	-	Heating water operating limit temperature	WTOL	60	°C
Tj = bivalent temperature	Pdh	6.3	kW	Supplementary heater			
Tj = operation limit temperature (***)	Pdh	6.1	kW	Rated heat output (*)	Psup	1.0	kW
Bivalent temperature	Tbiv	-7	°C	Type of energy input	Electrical		
Reference design conditions for space heating	Tdesignh	-10	°C	Power consumption in modes other than active mode			
Off mode				P <sub>OFF</sub>			
Thermostat-off mode				P <sub>TO</sub>			
Standby mode				P <sub>SB</sub>			
Crankcase heater mode				P <sub>CK</sub>			

Capacity control	variable			Rated air flow rate, outdoors	-	2660	m <sup>3</sup> /h
Sound power level, indoors/outdoors	L <sub>WA</sub>	41 / 58	dBA				
Annual energy consumption	Q <sub>HE</sub>	4435	kWh				

For heat pump combination heater:				Water heating energy efficiency			
Declared load profile	L			$\eta_{wh}$	145	%	
Daily electricity consumption	Q <sub>elec</sub>	3.420	kWh				
Annual electricity consumption	AEC	751	kWh				

Contact details  
 MITSUBISHI ELECTRIC AIR CODITIONING SYSTEM EUROPE LTD.      Nettlehill Road, Houston Industrial Estate, Livingston, EH54 5EQ, Scotland, U.K.

The identification and signature of the person empowered to bind the supplier:



Atsushi EDAYOSHI  
 Manager, Quality Assurance Department  
 UNITED KINGDOM

· Details and precautions on installation, maintenance and assembly can be found in the installation and or operation manuals.  
 · Details and precautions on recycling and/or disposal at end-of-life can be found in the installation and or operation manuals.  
 (\*) For heat pump space heaters and heat pump combination heaters, the rated heat output Prated is equal to the design load for heating Pdesignh, and the rated heat output of a supplementary heater Psup is equal to the supplementary capacity for heating sup(Tj).  
 (\*\*) If Cdh is not determined by measurement then the default degradation coefficient is Cdh = 0,9.  
 (\*\*\*) If the declared TOL is lower than the T designh of the considered climate then the outdoor dry bulb temperature Tj is equal to T designh.



**PRODUCT INFORMATION / TECHNICAL DOCUMENTATION**

Model(s):	Outdoor unit:	PUHZ-SW75VAA (-BS)
	Indoor unit:	EHST20D-****D
Air-to-water heat pump:		yes
Water-to-water heat pump:		no
Brine-to-water heat pump:		no
Low-temperature heat pump:		no
Equipped with a supplementary heater:		yes
Heat pump combination heater:		yes
Parameters for		low-temperature application.
Parameters for		average climate conditions.

Item	Symbol	Value	Unit	Item	Symbol	Value	Unit
Rated heat output (*)	Prated	7.2	kW	Seasonal space heating energy efficiency	$\eta_s$	162	%
Declared capacity for heating for part load at indoor temperature 20 °C and outdoor temperature Tj				Declared coefficient of performance or primary energy ratio for part load at indoor temperature 20 °C and outdoor temperature Tj			
Tj = - 7 °C	Pdh	6.4	kW	Tj = - 7 °C	COPd	2.43	-
Degradation co-efficient (**)	Cdh	0.99	-	Tj = + 2 °C	COPd	4.10	-
Tj = + 2 °C	Pdh	3.9	kW	Tj = + 7 °C	COPd	5.62	-
Degradation co-efficient (**)	Cdh	0.98	-	Tj = +12 °C	COPd	7.93	-
Tj = + 7 °C	Pdh	2.6	kW	Tj = bivalent temperature	COPd	2.43	-
Degradation co-efficient (**)	Cdh	0.97	-	Tj = operation limit temperature (***)	COPd	2.17	-
Tj = +12 °C	Pdh	3.1	kW	Operation limit temperature	TOL	-20	°C
Degradation co-efficient (**)	Cdh	0.96	-	Heating water operating limit temperature	WTOL	60	°C
Tj = bivalent temperature	Pdh	6.4	kW	Supplementary heater			
Tj = operation limit temperature (***)	Pdh	6.2	kW	Rated heat output (*)	Psup	1.0	kW
Bivalent temperature	Tbiv	-7	°C	Type of energy input	Electrical		
Reference design conditions for space heating	Tdesignh	-10	°C	Power consumption in modes other than active mode			
Off mode				P <sub>OFF</sub>			
Thermostat-off mode				P <sub>TO</sub>			
Standby mode				P <sub>SB</sub>			
Crankcase heater mode				P <sub>CK</sub>			

Capacity control	variable			Rated air flow rate, outdoors	-	2660	m <sup>3</sup> /h
Sound power level, indoors/outdoors	L <sub>WA</sub>	41 / 58	dBA				
Annual energy consumption	Q <sub>HE</sub>	3607	kWh				

For heat pump combination heater:				Water heating energy efficiency			
Declared load profile	L			$\eta_{wh}$	145	%	
Daily electricity consumption	Q <sub>elec</sub>	3.420	kWh				
Annual electricity consumption	AEC	751	kWh				

Contact details

MITSUBISHI ELECTRIC AIR CODITIONING SYSTEM EUROPE LTD.      Nettlehill Road, Houston Industrial Estate, Livingston, EH54 5EQ, Scotland, U.K.

The identification and signature of the person empowered to bind the supplier;

Atsushi EDAYOSHI

The signature is signed in the average climate / medium-temperature section.

Manager, Quality Assurance Department

UNITED KINGDOM

· Details and precautions on installation, maintenance and assembly can be found in the installation and or operation manuals.

· Details and precautions on recycling and/or disposal at end-of-life can be found in the installation and or operation manuals.

(\*) For heat pump space heaters and heat pump combination heaters, the rated heat output Prated is equal to the design load for heating Pdesignh, and the rated heat output of a supplementary heater Psup is equal to the supplementary capacity for heating sup(Tj).

(\*\*) If Cdh is not determined by measurement then the default degradation coefficient is Cdh = 0,9.

(\*\*\*) If the declared TOL is lower than the T designh of the considered climate then the outdoor dry bulb temperature Tj is equal to T designh.

**PRODUCT INFORMATION / TECHNICAL DOCUMENTATION**

Model(s):	Outdoor unit:	PUHZ-SW75VAA (-BS)
	Indoor unit:	EHST20D-****D
Air-to-water heat pump:		yes
Water-to-water heat pump:		no
Brine-to-water heat pump:		no
Low-temperature heat pump:		no
Equipped with a supplementary heater:		yes
Heat pump combination heater:		yes
Parameters for		medium-temperature application.
Parameters for		colder climate conditions.

Item	Symbol	Value	Unit	Item	Symbol	Value	Unit
Rated heat output (*)	Prated	6.0	kW	Seasonal space heating energy efficiency	$\eta_s$	107	%
Declared capacity for heating for part load at indoor temperature 20 °C and outdoor temperature Tj				Declared coefficient of performance or primary energy ratio for part load at indoor temperature 20 °C and outdoor temperature Tj			
Tj = - 7 °C	Pdh	3.6	kW	Tj = - 7 °C	COPd	2.30	-
Degradation co-efficient (**)	Cdh	0.99	-	Tj = + 2 °C	COPd	3.20	-
Tj = + 2 °C	Pdh	2.2	kW	Tj = + 7 °C	COPd	4.70	-
Degradation co-efficient (**)	Cdh	0.98	-	Tj = +12 °C	COPd	6.74	-
Tj = + 7 °C	Pdh	2.5	kW	Tj = bivalent temperature	COPd	1.30	-
Degradation co-efficient (**)	Cdh	0.97	-	Tj = operation limit temperature (***)	COPd	1.30	-
Tj = +12 °C	Pdh	3.0	kW	Tj = - 15 °C (if TOL < - 20 °C)	COPd	-	-
Degradation co-efficient (**)	Cdh	0.97	-	Operation limit temperature	TOL	-20	°C
Tj = bivalent temperature	Pdh	5.7	kW	Heating water operating limit temperature	WTOL	60	°C
Tj = operation limit temperature (***)	Pdh	5.7	kW	Supplementary heater			
Tj = - 15 °C (if TOL < - 20 °C)	Pdh	-	kW	Rated heat output (*)	Psup	6.0	kW
Bivalent temperature	Tbiv	-20	°C	Type of energy input	Electrical		
Reference design conditions for space heating	Tdesignh	-22	°C	Power consumption in modes other than active mode			
Off mode				P <sub>OFF</sub>			
Thermostat-off mode				P <sub>TO</sub>			
Standby mode				P <sub>SB</sub>			
Crankcase heater mode				P <sub>CK</sub>			

Other items				Rated air flow rate, outdoors			
Capacity control	variable			-	2660	m <sup>3</sup> /h	
Sound power level, indoors/outdoors	L <sub>WA</sub>	41 / 58	dBA				
Annual energy consumption	Q <sub>HE</sub>	5378	kWh				

For heat pump combination heater:				Water heating energy efficiency			
Declared load profile	L			$\eta_{wh}$	123	%	
Daily electricity consumption	Q <sub>elec</sub>	3.990	kWh				
Annual electricity consumption	AEC	877	kWh				

Contact details		MITSUBISHI ELECTRIC AIR CODITIONING SYSTEM EUROPE LTD.	Nettlehill Road, Houston Industrial Estate, Livingston, EH54 5EQ, Scotland, U.K.
-----------------	--	--	--

The identification and signature of the person empowered to bind the supplier;

Atsushi EDAYOSHI

The signature is signed in the average climate / medium-temperature section.

Manager, Quality Assurance Department

UNITED KINGDOM

· Details and precautions on installation, maintenance and assembly can be found in the installation and or operation manuals.

· Details and precautions on recycling and/or disposal at end-of-life can be found in the installation and or operation manuals.

(\*) For heat pump space heaters and heat pump combination heaters, the rated heat output Prated is equal to the design load for heating Pdesignh, and the rated heat output of a supplementary heater Psup is equal to the supplementary capacity for heating sup(Tj).

(\*\*) If Cdh is not determined by measurement then the default degradation coefficient is Cdh = 0,9.

(\*\*\*) If the declared TOL is lower than the T designh of the considered climate then the outdoor dry bulb temperature Tj is equal to T designh.

**PRODUCT INFORMATION / TECHNICAL DOCUMENTATION**

Model(s):	Outdoor unit:	PUHZ-SW75VAA (-BS)
	Indoor unit:	EHST20D-****D
Air-to-water heat pump:		yes
Water-to-water heat pump:		no
Brine-to-water heat pump:		no
Low-temperature heat pump:		no
Equipped with a supplementary heater:		yes
Heat pump combination heater:		yes
Parameters for		low-temperature application.
Parameters for		colder climate conditions.

Item	Symbol	Value	Unit	Item	Symbol	Value	Unit
Rated heat output (*)	Prated	6.0	kW	Seasonal space heating energy efficiency	$\eta_s$	129	%
Declared capacity for heating for part load at indoor temperature 20 °C and outdoor temperature Tj				Declared coefficient of performance or primary energy ratio for part load at indoor temperature 20 °C and outdoor temperature Tj			
Tj = - 7 °C	Pdh	3.6	kW	Tj = - 7 °C	COPd	2.73	-
Degradation co-efficient (**)	Cdh	0.99	-	Tj = + 2 °C	COPd	4.08	-
Tj = + 2 °C	Pdh	2.4	kW	Tj = + 7 °C	COPd	5.82	-
Degradation co-efficient (**)	Cdh	0.98	-	Tj = +12 °C	COPd	7.81	-
Tj = + 7 °C	Pdh	2.6	kW	Tj = bivalent temperature	COPd	1.32	-
Degradation co-efficient (**)	Cdh	0.97	-	Tj = operation limit temperature (***)	COPd	1.32	-
Tj = +12 °C	Pdh	3.1	kW	Tj = - 15 °C (if TOL < - 20 °C)	COPd	-	-
Degradation co-efficient (**)	Cdh	0.96	-	Operation limit temperature	TOL	-20	°C
Tj = bivalent temperature	Pdh	5.7	kW	Heating water operating limit temperature	WTOL	60	°C
Tj = operation limit temperature (***)	Pdh	5.7	kW				
Tj = - 15 °C (if TOL < - 20 °C)	Pdh	-	kW				
Bivalent temperature	Tbiv	-20	°C				
Reference design conditions for space heating	Tdesignh	-22	°C				

Power consumption in modes other than active mode				Supplementary heater			
Off mode	P <sub>OFF</sub>	0.015	kW	Rated heat output (*)	P <sub>sup</sub>	6.0	kW
Thermostat-off mode	P <sub>TO</sub>	0.015	kW				
Standby mode	P <sub>SB</sub>	0.015	kW				
Crankcase heater mode	P <sub>CK</sub>	0.000	kW				
				Type of energy input	Electrical		

Other items				Rated air flow rate, outdoors	-	2660	m <sup>3</sup> /h
Capacity control	variable						
Sound power level, indoors/outdoors	L <sub>WA</sub>	41 / 58	dBA				
Annual energy consumption	Q <sub>HE</sub>	4472	kWh				

For heat pump combination heater:				Water heating energy efficiency	$\eta_{wh}$	123	%
Declared load profile	L						
Daily electricity consumption	Q <sub>elec</sub>	3.990	kWh				
Annual electricity consumption	AEC	877	kWh				

Contact details  
 MITSUBISHI ELECTRIC AIR CODITIONING SYSTEM EUROPE LTD.      Nettlehill Road, Houston Industrial Estate, Livingston, EH54 5EQ, Scotland, U.K.

The identification and signature of the person empowered to bind the supplier;  
 Atsushi EDAYOSHI  
 The signature is signed in the average climate / medium-temperature section.  
 Manager, Quality Assurance Department  
 UNITED KINGDOM

· Details and precautions on installation, maintenance and assembly can be found in the installation and or operation manuals.  
 · Details and precautions on recycling and/or disposal at end-of-life can be found in the installation and or operation manuals.  
 (\*) For heat pump space heaters and heat pump combination heaters, the rated heat output Prated is equal to the design load for heating Pdesignh, and the rated heat output of a supplementary heater Psup is equal to the supplementary capacity for heating sup(Tj).  
 (\*\*) If Cdh is not determined by measurement then the default degradation coefficient is Cdh = 0,9.  
 (\*\*\*) If the declared TOL is lower than the T designh of the considered climate then the outdoor dry bulb temperature Tj is equal to T designh.

**PRODUCT INFORMATION / TECHNICAL DOCUMENTATION**

Model(s):	Outdoor unit:	PUHZ-SW75VAA (-BS)
	Indoor unit:	EHST20D-****D
Air-to-water heat pump:		yes
Water-to-water heat pump:		no
Brine-to-water heat pump:		no
Low-temperature heat pump:		no
Equipped with a supplementary heater:		yes
Heat pump combination heater:		yes
Parameters for		medium-temperature application.
Parameters for		warmer climate conditions.

Item	Symbol	Value	Unit	Item	Symbol	Value	Unit
Rated heat output (*)	Prated	7.1	kW	Seasonal space heating energy efficiency	$\eta_s$	155	%
Declared capacity for heating for part load at indoor temperature 20 °C and outdoor temperature Tj				Declared coefficient of performance or primary energy ratio for part load at indoor temperature 20 °C and outdoor temperature Tj			
Tj = - 7 °C	Pdh	-	kW	Tj = - 7 °C	COPd	-	-
Degradation co-efficient (**)	Cdh	-	-	Tj = + 2 °C	COPd	1.98	-
Tj = + 2 °C	Pdh	7.1	kW	Tj = + 7 °C	COPd	3.25	-
Degradation co-efficient (**)	Cdh	1.00	-	Tj = +12 °C	COPd	5.70	-
Tj = + 7 °C	Pdh	4.6	kW	Tj = bivalent temperature	COPd	1.98	-
Degradation co-efficient (**)	Cdh	0.99	-	Tj = operation limit temperature (***)	COPd	1.98	-
Tj = +12 °C	Pdh	2.9	kW	Operation limit temperature	TOL	-20	°C
Degradation co-efficient (**)	Cdh	0.97	-	Heating water operating limit temperature	WTOL	60	°C
Tj = bivalent temperature	Pdh	7.1	kW	Supplementary heater			
Tj = operation limit temperature (***)	Pdh	7.1	kW	Rated heat output (*)	Psup	0.0	kW
Bivalent temperature	Tbiv	2	°C	Type of energy input	Electrical		
Reference design conditions for space heating	Tdesignh	2	°C	Power consumption in modes other than active mode			
Off mode				P <sub>OFF</sub>			
Thermostat-off mode				P <sub>TO</sub>			
Standby mode				P <sub>SB</sub>			
Crankcase heater mode				P <sub>CK</sub>			

Other items	Capacity control	variable	Rated air flow rate, outdoors	-	2660	m <sup>3</sup> /h
	Sound power level, indoors/outdoors	L <sub>WA</sub>	41 / 58			dBA
	Annual energy consumption	Q <sub>HE</sub>	2408			kWh

For heat pump combination heater:						
Declared load profile	L			Water heating energy efficiency	$\eta_{wh}$	161 %
Daily electricity consumption	Qelec	3.080	kWh			
Annual electricity consumption	AEC	678	kWh			

Contact details  
 MITSUBISHI ELECTRIC AIR CODITIONING SYSTEM EUROPE LTD.      Nettlehill Road, Houston Industrial Estate, Livingston, EH54 5EQ, Scotland, U.K.

The identification and signature of the person empowered to bind the supplier;  
 Atsushi EDAYOSHI  
 The signature is signed in the average climate / medium-temperature section.  
 Manager, Quality Assurance Department  
 UNITED KINGDOM

· Details and precautions on installation, maintenance and assembly can be found in the installation and or operation manuals.  
 · Details and precautions on recycling and/or disposal at end-of-life can be found in the installation and or operation manuals.  
 (\*) For heat pump space heaters and heat pump combination heaters, the rated heat output Prated is equal to the design load for heating Pdesignh, and the rated heat output of a supplementary heater Psup is equal to the supplementary capacity for heating sup(Tj).  
 (\*\*) If Cdh is not determined by measurement then the default degradation coefficient is Cdh = 0,9.  
 (\*\*\*) If the declared TOL is lower than the T designh of the considered climate then the outdoor dry bulb temperature Tj is equal to T designh.

**PRODUCT INFORMATION / TECHNICAL DOCUMENTATION**

Model(s):	Outdoor unit:	PUHZ-SW75VAA (-BS)
	Indoor unit:	EHST20D-****D
Air-to-water heat pump:		yes
Water-to-water heat pump:		no
Brine-to-water heat pump:		no
Low-temperature heat pump:		no
Equipped with a supplementary heater:		yes
Heat pump combination heater:		yes
Parameters for		low-temperature application.
Parameters for		warmer climate conditions.

Item	Symbol	Value	Unit	Item	Symbol	Value	Unit
Rated heat output (*)	Prated	7.2	kW	Seasonal space heating energy efficiency	$\eta_s$	219	%
Declared capacity for heating for part load at indoor temperature 20 °C and outdoor temperature Tj				Declared coefficient of performance or primary energy ratio for part load at indoor temperature 20 °C and outdoor temperature Tj			
Tj = - 7 °C	Pdh	-	kW	Tj = - 7 °C	COPd	-	-
Degradation co-efficient (**)	Cdh	-	-	Tj = + 2 °C	COPd	3.13	-
Tj = + 2 °C	Pdh	7.2	kW	Tj = + 7 °C	COPd	4.93	-
Degradation co-efficient (**)	Cdh	0.99	-	Tj = +12 °C	COPd	7.57	-
Tj = + 7 °C	Pdh	4.6	kW	Tj = bivalent temperature	COPd	3.13	-
Degradation co-efficient (**)	Cdh	0.98	-	Tj = operation limit temperature (***)	COPd	3.13	-
Tj = +12 °C	Pdh	3.1	kW	Operation limit temperature	TOL	-20	°C
Degradation co-efficient (**)	Cdh	0.96	-	Heating water operating limit temperature	WTOL	60	°C
Tj = bivalent temperature	Pdh	7.2	kW	Supplementary heater			
Tj = operation limit temperature (***)	Pdh	7.2	kW	Rated heat output (*)	Psup	0.0	kW
Bivalent temperature	Tbiv	2	°C	Type of energy input	Electrical		
Reference design conditions for space heating	Tdesignh	2	°C	Power consumption in modes other than active mode			
Off mode				P <sub>OFF</sub>			
Thermostat-off mode				P <sub>TO</sub>			
Standby mode				P <sub>SB</sub>			
Crankcase heater mode				P <sub>CK</sub>			

Capacity control	variable			Rated air flow rate, outdoors	-	2660	m <sup>3</sup> /h
Sound power level, indoors/outdoors	L <sub>WA</sub>	41 / 58	dBA				
Annual energy consumption	Q <sub>HE</sub>	1731	kWh				

For heat pump combination heater:				Water heating energy efficiency			
Declared load profile	L			$\eta_{wh}$	161	%	
Daily electricity consumption	Q <sub>elec</sub>	3.080	kWh				
Annual electricity consumption	AEC	678	kWh				

Contact details

MITSUBISHI ELECTRIC AIR CODITIONING SYSTEM EUROPE LTD.      Nettlehill Road, Houston Industrial Estate, Livingston, EH54 5EQ, Scotland, U.K.

The identification and signature of the person empowered to bind the supplier;

Atsushi EDAYOSHI

The signature is signed in the average climate / medium-temperature section.

Manager, Quality Assurance Department

UNITED KINGDOM

· Details and precautions on installation, maintenance and assembly can be found in the installation and or operation manuals.

· Details and precautions on recycling and/or disposal at end-of-life can be found in the installation and or operation manuals.

(\*) For heat pump space heaters and heat pump combination heaters, the rated heat output Prated is equal to the design load for heating Pdesignh, and the rated heat output of a supplementary heater Psup is equal to the supplementary capacity for heating sup(Tj).

(\*\*) If Cdh is not determined by measurement then the default degradation coefficient is Cdh = 0,9.

(\*\*\*) If the declared TOL is lower than the T designh of the considered climate then the outdoor dry bulb temperature Tj is equal to T designh.

**PRODUCT INFORMATION / TECHNICAL DOCUMENTATION**

Model(s):	Outdoor unit:	PUHZ-SW75VAA (-BS)
	Indoor unit:	EHST20D-MED
Air-to-water heat pump:		yes
Water-to-water heat pump:		no
Brine-to-water heat pump:		no
Low-temperature heat pump:		no
Equipped with a supplementary heater:		no
Heat pump combination heater:		yes
Parameters for		medium-temperature application.
Parameters for		average climate conditions.

Item	Symbol	Value	Unit	Item	Symbol	Value	Unit
Rated heat output (*)	Prated	7.1	kW	Seasonal space heating energy efficiency	$\eta_s$	129	%
Declared capacity for heating for part load at indoor temperature 20 °C and outdoor temperature Tj				Declared coefficient of performance or primary energy ratio for part load at indoor temperature 20 °C and outdoor temperature Tj			
Tj = - 7 °C	Pdh	6.3	kW	Tj = - 7 °C	COPd	2.04	-
Degradation co-efficient (**)	Cdh	1.00	-	Tj = + 2 °C	COPd	3.19	-
Tj = + 2 °C	Pdh	3.8	kW	Tj = + 7 °C	COPd	4.59	-
Degradation co-efficient (**)	Cdh	0.99	-	Tj = +12 °C	COPd	6.10	-
Tj = + 7 °C	Pdh	2.9	kW	Tj = bivalent temperature	COPd	2.04	-
Degradation co-efficient (**)	Cdh	0.98	-	Tj = operation limit temperature (***)	COPd	1.89	-
Tj = +12 °C	Pdh	2.8	kW	Operation limit temperature	TOL	-20	°C
Degradation co-efficient (**)	Cdh	0.97	-	Heating water operating limit temperature	WTOL	60	°C
Tj = bivalent temperature	Pdh	6.3	kW	Supplementary heater			
Tj = operation limit temperature (***)	Pdh	6.1	kW	Rated heat output (*)	Psup	1.0	kW
Bivalent temperature	Tbiv	-7	°C	Type of energy input	Electrical		
Reference design conditions for space heating	Tdesignh	-10	°C	Power consumption in modes other than active mode			
Off mode				P <sub>OFF</sub>			
Thermostat-off mode				P <sub>TO</sub>			
Standby mode				P <sub>SB</sub>			
Crankcase heater mode				P <sub>CK</sub>			

Capacity control	variable			Rated air flow rate, outdoors	-	2660	m <sup>3</sup> /h
Sound power level, indoors/outdoors	L <sub>WA</sub>	41 / 58	dBA				
Annual energy consumption	Q <sub>HE</sub>	4435	kWh				

For heat pump combination heater:				Water heating energy efficiency			
Declared load profile	L			$\eta_{wh}$	145	%	
Daily electricity consumption	Q <sub>elec</sub>	3.420	kWh				
Annual electricity consumption	AEC	751	kWh				

Contact details: MITSUBISHI ELECTRIC AIR CODITIONING SYSTEM EUROPE LTD. Nettlehill Road, Houston Industrial Estate, Livingston, EH54 5EQ, Scotland, U.K.

The identification and signature of the person empowered to bind the supplier:



Atsushi EDAYOSHI  
 Manager, Quality Assurance Department  
 UNITED KINGDOM

· Details and precautions on installation, maintenance and assembly can be found in the installation and or operation manuals.  
 · Details and precautions on recycling and/or disposal at end-of-life can be found in the installation and or operation manuals.  
 (\*) For heat pump space heaters and heat pump combination heaters, the rated heat output Prated is equal to the design load for heating Pdesignh, and the rated heat output of a supplementary heater Psup is equal to the supplementary capacity for heating sup(Tj).  
 (\*\*) If Cdh is not determined by measurement then the default degradation coefficient is Cdh = 0,9.  
 (\*\*\*) If the declared TOL is lower than the T designh of the considered climate then the outdoor dry bulb temperature Tj is equal to T designh.

**PRODUCT INFORMATION / TECHNICAL DOCUMENTATION**

Model(s):	Outdoor unit:	PUHZ-SW75VAA (-BS)
	Indoor unit:	EHST20D-MED
Air-to-water heat pump:		yes
Water-to-water heat pump:		no
Brine-to-water heat pump:		no
Low-temperature heat pump:		no
Equipped with a supplementary heater:		no
Heat pump combination heater:		yes
Parameters for		low-temperature application.
Parameters for		average climate conditions.

Item	Symbol	Value	Unit	Item	Symbol	Value	Unit
Rated heat output (*)	Prated	7.2	kW	Seasonal space heating energy efficiency	$\eta_s$	162	%
Declared capacity for heating for part load at indoor temperature 20 °C and outdoor temperature Tj				Declared coefficient of performance or primary energy ratio for part load at indoor temperature 20 °C and outdoor temperature Tj			
Tj = - 7 °C	Pdh	6.4	kW	Tj = - 7 °C	COPd	2.43	-
Degradation co-efficient (**)	Cdh	0.99	-	Tj = + 2 °C	COPd	4.10	-
Tj = + 2 °C	Pdh	3.9	kW	Tj = + 7 °C	COPd	5.62	-
Degradation co-efficient (**)	Cdh	0.98	-	Tj = +12 °C	COPd	7.93	-
Tj = + 7 °C	Pdh	2.6	kW	Tj = bivalent temperature	COPd	2.43	-
Degradation co-efficient (**)	Cdh	0.97	-	Tj = operation limit temperature (***)	COPd	2.17	-
Tj = +12 °C	Pdh	3.1	kW	Operation limit temperature	TOL	-20	°C
Degradation co-efficient (**)	Cdh	0.96	-	Heating water operating limit temperature	WTOL	60	°C
Tj = bivalent temperature	Pdh	6.4	kW	Supplementary heater			
Tj = operation limit temperature (***)	Pdh	6.2	kW	Rated heat output (*)	Psup	1.0	kW
Bivalent temperature	Tbiv	-7	°C	Type of energy input	Electrical		
Reference design conditions for space heating	Tdesignh	-10	°C	Power consumption in modes other than active mode			
Off mode				P <sub>OFF</sub>			
Thermostat-off mode				P <sub>TO</sub>			
Standby mode				P <sub>SB</sub>			
Crankcase heater mode				P <sub>CK</sub>			

Capacity control	variable			Rated air flow rate, outdoors	-	2660	m <sup>3</sup> /h
Sound power level, indoors/outdoors	L <sub>WA</sub>	41 / 58	dBA				
Annual energy consumption	Q <sub>HE</sub>	3607	kWh				

For heat pump combination heater:				Water heating energy efficiency			
Declared load profile	L			$\eta_{wh}$	145	%	
Daily electricity consumption	Q <sub>elec</sub>	3.420	kWh				
Annual electricity consumption	AEC	751	kWh				

Contact details

MITSUBISHI ELECTRIC AIR CODITIONING SYSTEM EUROPE LTD.      Nettlehill Road, Houston Industrial Estate, Livingston, EH54 5EQ, Scotland, U.K.

The identification and signature of the person empowered to bind the supplier;

Atsushi EDAYOSHI

The signature is signed in the average climate / medium-temperature section.

Manager, Quality Assurance Department

UNITED KINGDOM

· Details and precautions on installation, maintenance and assembly can be found in the installation and or operation manuals.

· Details and precautions on recycling and/or disposal at end-of-life can be found in the installation and or operation manuals.

(\*) For heat pump space heaters and heat pump combination heaters, the rated heat output Prated is equal to the design load for heating Pdesignh, and the rated heat output of a supplementary heater Psup is equal to the supplementary capacity for heating sup(Tj).

(\*\*) If Cdh is not determined by measurement then the default degradation coefficient is Cdh = 0,9.

(\*\*\*) If the declared TOL is lower than the T designh of the considered climate then the outdoor dry bulb temperature Tj is equal to T designh.

**PRODUCT INFORMATION / TECHNICAL DOCUMENTATION**

Model(s):	Outdoor unit:	PUHZ-SW75VAA (-BS)
	Indoor unit:	EHST20D-MED
Air-to-water heat pump:		yes
Water-to-water heat pump:		no
Brine-to-water heat pump:		no
Low-temperature heat pump:		no
Equipped with a supplementary heater:		no
Heat pump combination heater:		yes
Parameters for		medium-temperature application.
Parameters for		colder climate conditions.

Item	Symbol	Value	Unit	Item	Symbol	Value	Unit
Rated heat output (*)	Prated	6.0	kW	Seasonal space heating energy efficiency	$\eta_s$	107	%
Declared capacity for heating for part load at indoor temperature 20 °C and outdoor temperature T <sub>j</sub>				Declared coefficient of performance or primary energy ratio for part load at indoor temperature 20 °C and outdoor temperature T <sub>j</sub>			
T <sub>j</sub> = - 7 °C	P <sub>d,h</sub>	3.6	kW	T <sub>j</sub> = - 7 °C	COP <sub>d</sub>	2.30	-
Degradation co-efficient (**)	C <sub>d,h</sub>	0.99	-	T <sub>j</sub> = + 2 °C	COP <sub>d</sub>	3.20	-
T <sub>j</sub> = + 2 °C	P <sub>d,h</sub>	2.2	kW	T <sub>j</sub> = + 7 °C	COP <sub>d</sub>	4.70	-
Degradation co-efficient (**)	C <sub>d,h</sub>	0.98	-	T <sub>j</sub> = +12 °C	COP <sub>d</sub>	6.74	-
T <sub>j</sub> = + 7 °C	P <sub>d,h</sub>	2.5	kW	T <sub>j</sub> = bivalent temperature	COP <sub>d</sub>	1.30	-
Degradation co-efficient (**)	C <sub>d,h</sub>	0.97	-	T <sub>j</sub> = operation limit temperature (***)	COP <sub>d</sub>	1.30	-
T <sub>j</sub> = +12 °C	P <sub>d,h</sub>	3.0	kW	T <sub>j</sub> = - 15 °C (if TOL < - 20 °C)	COP <sub>d</sub>	-	-
Degradation co-efficient (**)	C <sub>d,h</sub>	0.97	-	Operation limit temperature	TOL	-20	°C
T <sub>j</sub> = bivalent temperature	P <sub>d,h</sub>	5.7	kW	Heating water operating limit temperature	WTOL	60	°C
T <sub>j</sub> = operation limit temperature (***)	P <sub>d,h</sub>	5.7	kW	Supplementary heater			
T <sub>j</sub> = - 15 °C (if TOL < - 20 °C)	P <sub>d,h</sub>	-	kW	Rated heat output (*)	P <sub>sup</sub>	6.0	kW
Bivalent temperature	T <sub>biv</sub>	-20	°C	Type of energy input	Electrical		
Reference design conditions for space heating	T <sub>designh</sub>	-22	°C	Power consumption in modes other than active mode			
Off mode				P <sub>OFF</sub>			
Thermostat-off mode				P <sub>TO</sub>			
Standby mode				P <sub>SB</sub>			
Crankcase heater mode				P <sub>CK</sub>			

Other items				Rated air flow rate, outdoors			
Capacity control	variable			-	2660	m <sup>3</sup> /h	
Sound power level, indoors/outdoors	L <sub>WA</sub>	41 / 58	dBA				
Annual energy consumption	Q <sub>HE</sub>	5378	kWh				

For heat pump combination heater:							
Declared load profile				L			
Daily electricity consumption				Q <sub>elec</sub>	3.990	kWh	
Annual electricity consumption				AEC	877	kWh	
				Water heating energy efficiency			
				$\eta_{wh}$	123	%	

Contact details		MITSUBISHI ELECTRIC AIR CODITIONING SYSTEM EUROPE LTD.	Nettlehill Road, Houston Industrial Estate, Livingston, EH54 5EQ, Scotland, U.K.
-----------------	--	--	--

The identification and signature of the person empowered to bind the supplier;

Atsushi EDAYOSHI

The signature is signed in the average climate / medium-temperature section.

Manager, Quality Assurance Department

UNITED KINGDOM

· Details and precautions on installation, maintenance and assembly can be found in the installation and or operation manuals.

· Details and precautions on recycling and/or disposal at end-of-life can be found in the installation and or operation manuals.

(\*) For heat pump space heaters and heat pump combination heaters, the rated heat output Prated is equal to the design load for heating Pdesignh, and the rated heat output of a supplementary heater Psup is equal to the supplementary capacity for heating sup(T<sub>j</sub>).

(\*\*) If C<sub>d,h</sub> is not determined by measurement then the default degradation coefficient is C<sub>d,h</sub> = 0,9.

(\*\*\*) If the declared TOL is lower than the T<sub>designh</sub> of the considered climate then the outdoor dry bulb temperature T<sub>j</sub> is equal to T<sub>designh</sub>.



**PRODUCT INFORMATION / TECHNICAL DOCUMENTATION**

Model(s):	Outdoor unit:	PUHZ-SW75VAA (-BS)
	Indoor unit:	EHST20D-MED
Air-to-water heat pump:	yes	
Water-to-water heat pump:	no	
Brine-to-water heat pump:	no	
Low-temperature heat pump:	no	
Equipped with a supplementary heater:	no	
Heat pump combination heater:	yes	
Parameters for	low-temperature application.	
Parameters for	colder climate conditions.	

Item	Symbol	Value	Unit	Item	Symbol	Value	Unit
Rated heat output (*)	Prated	6.0	kW	Seasonal space heating energy efficiency	$\eta_s$	129	%
Declared capacity for heating for part load at indoor temperature 20 °C and outdoor temperature T <sub>j</sub>				Declared coefficient of performance or primary energy ratio for part load at indoor temperature 20 °C and outdoor temperature T <sub>j</sub>			
T <sub>j</sub> = - 7 °C	P <sub>d,h</sub>	3.6	kW	T <sub>j</sub> = - 7 °C	COP <sub>d</sub>	2.73	-
Degradation co-efficient (**)	C <sub>d,h</sub>	0.99	-	T <sub>j</sub> = + 2 °C	COP <sub>d</sub>	4.08	-
T <sub>j</sub> = + 2 °C	P <sub>d,h</sub>	2.4	kW	T <sub>j</sub> = + 7 °C	COP <sub>d</sub>	5.82	-
Degradation co-efficient (**)	C <sub>d,h</sub>	0.98	-	T <sub>j</sub> = +12 °C	COP <sub>d</sub>	7.81	-
T <sub>j</sub> = + 7 °C	P <sub>d,h</sub>	2.6	kW	T <sub>j</sub> = bivalent temperature	COP <sub>d</sub>	1.32	-
Degradation co-efficient (**)	C <sub>d,h</sub>	0.97	-	T <sub>j</sub> = operation limit temperature (***)	COP <sub>d</sub>	1.32	-
T <sub>j</sub> = +12 °C	P <sub>d,h</sub>	3.1	kW	T <sub>j</sub> = - 15 °C (if TOL < - 20 °C)	COP <sub>d</sub>	-	-
Degradation co-efficient (**)	C <sub>d,h</sub>	0.96	-	Operation limit temperature	TOL	-20	°C
T <sub>j</sub> = bivalent temperature	P <sub>d,h</sub>	5.7	kW	Heating water operating limit temperature	WTOL	60	°C
T <sub>j</sub> = operation limit temperature (***)	P <sub>d,h</sub>	5.7	kW	Supplementary heater			
T <sub>j</sub> = - 15 °C (if TOL < - 20 °C)	P <sub>d,h</sub>	-	kW	Rated heat output (*)	P <sub>sup</sub>	6.0	kW
Bivalent temperature	T <sub>biv</sub>	-20	°C	Type of energy input	Electrical		
Reference design conditions for space heating	T <sub>designh</sub>	-22	°C	Power consumption in modes other than active mode			
Power consumption in modes other than active mode				Off mode			
Off mode	P <sub>OFF</sub>	0.015	kW	Thermostat-off mode	P <sub>TO</sub>	0.015	kW
Thermostat-off mode	P <sub>TO</sub>	0.015	kW	Standby mode	P <sub>SB</sub>	0.015	kW
Standby mode	P <sub>SB</sub>	0.015	kW	Crankcase heater mode	P <sub>CK</sub>	0.000	kW
Crankcase heater mode	P <sub>CK</sub>	0.000	kW	Other items			

Capacity control	variable			Rated air flow rate, outdoors	-	2660	m <sup>3</sup> /h
Sound power level, indoors/outdoors	L <sub>WA</sub>	41 / 58	dBA				
Annual energy consumption	Q <sub>HE</sub>	4472	kWh				

For heat pump combination heater:				Water heating energy efficiency			
Declared load profile	L			$\eta_{wh}$	123	%	
Daily electricity consumption	Q <sub>elec</sub>	3.990	kWh				
Annual electricity consumption	AEC	877	kWh				

Contact details	MITSUBISHI ELECTRIC AIR CODITIONING SYSTEM EUROPE LTD.	Nettlehill Road, Houston Industrial Estate, Livingston, EH54 5EQ, Scotland, U.K.
-----------------	--	--

The identification and signature of the person empowered to bind the supplier;

Atsushi EDAYOSHI

The signature is signed in the average climate / medium-temperature section.

Manager, Quality Assurance Department

UNITED KINGDOM

· Details and precautions on installation, maintenance and assembly can be found in the installation and or operation manuals.

· Details and precautions on recycling and/or disposal at end-of-life can be found in the installation and or operation manuals.

(\*) For heat pump space heaters and heat pump combination heaters, the rated heat output Prated is equal to the design load for heating Pdesignh, and the rated heat output of a supplementary heater Psup is equal to the supplementary capacity for heating sup(T<sub>j</sub>).

(\*\*) If C<sub>d,h</sub> is not determined by measurement then the default degradation coefficient is C<sub>d,h</sub> = 0,9.

(\*\*\*) If the declared TOL is lower than the T<sub>designh</sub> of the considered climate then the outdoor dry bulb temperature T<sub>j</sub> is equal to T<sub>designh</sub>.

**PRODUCT INFORMATION / TECHNICAL DOCUMENTATION**

Model(s):	Outdoor unit:	PUHZ-SW75VAA (-BS)
	Indoor unit:	EHST20D-MED
Air-to-water heat pump:		yes
Water-to-water heat pump:		no
Brine-to-water heat pump:		no
Low-temperature heat pump:		no
Equipped with a supplementary heater:		no
Heat pump combination heater:		yes
Parameters for		medium-temperature application.
Parameters for		warmer climate conditions.

Item	Symbol	Value	Unit	Item	Symbol	Value	Unit
Rated heat output (*)	Prated	7.1	kW	Seasonal space heating energy efficiency	$\eta_s$	155	%
Declared capacity for heating for part load at indoor temperature 20 °C and outdoor temperature Tj				Declared coefficient of performance or primary energy ratio for part load at indoor temperature 20 °C and outdoor temperature Tj			
Tj = - 7 °C	Pdh	-	kW	Tj = - 7 °C	COPd	-	-
Degradation co-efficient (**)	Cdh	-	-	Tj = + 2 °C	COPd	1.98	-
Tj = + 2 °C	Pdh	7.1	kW	Tj = + 7 °C	COPd	3.25	-
Degradation co-efficient (**)	Cdh	1.00	-	Tj = +12 °C	COPd	5.70	-
Tj = + 7 °C	Pdh	4.6	kW	Tj = bivalent temperature	COPd	1.98	-
Degradation co-efficient (**)	Cdh	0.99	-	Tj = operation limit temperature (***)	COPd	1.98	-
Tj = +12 °C	Pdh	2.9	kW	Operation limit temperature	TOL	-20	°C
Degradation co-efficient (**)	Cdh	0.97	-	Heating water operating limit temperature	WTOL	60	°C
Tj = bivalent temperature	Pdh	7.1	kW	Supplementary heater			
Tj = operation limit temperature (***)	Pdh	7.1	kW	Rated heat output (*)	Psup	0.0	kW
Bivalent temperature	Tbiv	2	°C	Type of energy input	Electrical		
Reference design conditions for space heating	Tdesignh	2	°C	Power consumption in modes other than active mode			
Off mode				P <sub>OFF</sub>			
Thermostat-off mode				P <sub>TO</sub>			
Standby mode				P <sub>SB</sub>			
Crankcase heater mode				P <sub>CK</sub>			

Other items				Rated air flow rate, outdoors			
Capacity control	variable			-	2660	m <sup>3</sup> /h	
Sound power level, indoors/outdoors	L <sub>WA</sub>	41 / 58	dBA				
Annual energy consumption	Q <sub>HE</sub>	2408	kWh				

For heat pump combination heater:				Water heating energy efficiency			
Declared load profile	L			$\eta_{wh}$	161	%	
Daily electricity consumption	Q <sub>elec</sub>	3.080	kWh				
Annual electricity consumption	AEC	678	kWh				

Contact details		MITSUBISHI ELECTRIC AIR CODITIONING SYSTEM EUROPE LTD.	Nettlehill Road, Houston Industrial Estate, Livingston, EH54 5EQ, Scotland, U.K.
-----------------	--	--	--

The identification and signature of the person empowered to bind the supplier;

Atsushi EDAYOSHI

The signature is signed in the average climate / medium-temperature section.

Manager, Quality Assurance Department

UNITED KINGDOM

· Details and precautions on installation, maintenance and assembly can be found in the installation and or operation manuals.

· Details and precautions on recycling and/or disposal at end-of-life can be found in the installation and or operation manuals.

(\*) For heat pump space heaters and heat pump combination heaters, the rated heat output Prated is equal to the design load for heating Pdesignh, and the rated heat output of a supplementary heater Psup is equal to the supplementary capacity for heating sup(Tj).

(\*\*) If Cdh is not determined by measurement then the default degradation coefficient is Cdh = 0,9.

(\*\*\*) If the declared TOL is lower than the T designh of the considered climate then the outdoor dry bulb temperature Tj is equal to T designh.

**PRODUCT INFORMATION / TECHNICAL DOCUMENTATION**

Model(s):	Outdoor unit:	PUHZ-SW75VAA (-BS)
	Indoor unit:	EHST20D-MED
Air-to-water heat pump:		yes
Water-to-water heat pump:		no
Brine-to-water heat pump:		no
Low-temperature heat pump:		no
Equipped with a supplementary heater:		no
Heat pump combination heater:		yes
Parameters for		low-temperature application.
Parameters for		warmer climate conditions.

Item	Symbol	Value	Unit	Item	Symbol	Value	Unit
Rated heat output (*)	Prated	7.2	kW	Seasonal space heating energy efficiency	$\eta_s$	219	%
Declared capacity for heating for part load at indoor temperature 20 °C and outdoor temperature Tj				Declared coefficient of performance or primary energy ratio for part load at indoor temperature 20 °C and outdoor temperature Tj			
Tj = - 7 °C	Pdh	-	kW	Tj = - 7 °C	COPd	-	-
Degradation co-efficient (**)	Cdh	-	-	Tj = + 2 °C	COPd	3.13	-
Tj = + 2 °C	Pdh	7.2	kW	Tj = + 7 °C	COPd	4.93	-
Degradation co-efficient (**)	Cdh	0.99	-	Tj = +12 °C	COPd	7.57	-
Tj = + 7 °C	Pdh	4.6	kW	Tj = bivalent temperature	COPd	3.13	-
Degradation co-efficient (**)	Cdh	0.98	-	Tj = operation limit temperature (***)	COPd	3.13	-
Tj = +12 °C	Pdh	3.1	kW	Operation limit temperature	TOL	-20	°C
Degradation co-efficient (**)	Cdh	0.96	-	Heating water operating limit temperature	WTOL	60	°C
Tj = bivalent temperature	Pdh	7.2	kW	Supplementary heater			
Tj = operation limit temperature (***)	Pdh	7.2	kW	Rated heat output (*)	Psup	0.0	kW
Bivalent temperature	Tbiv	2	°C	Type of energy input	Electrical		
Reference design conditions for space heating	Tdesignh	2	°C	Power consumption in modes other than active mode			
Off mode				P <sub>OFF</sub>			
Thermostat-off mode				P <sub>TO</sub>			
Standby mode				P <sub>SB</sub>			
Crankcase heater mode				P <sub>CK</sub>			

Capacity control	variable			Rated air flow rate, outdoors	-	2660	m <sup>3</sup> /h
Sound power level, indoors/outdoors	L <sub>WA</sub>	41 / 58	dBA				
Annual energy consumption	Q <sub>HE</sub>	1731	kWh				

For heat pump combination heater:				Water heating energy efficiency			
Declared load profile	L			$\eta_{wh}$	161	%	
Daily electricity consumption	Q <sub>elec</sub>	3.080	kWh				
Annual electricity consumption	AEC	678	kWh				

Contact details  
 MITSUBISHI ELECTRIC AIR CODITIONING SYSTEM EUROPE LTD.      Nettlehill Road, Houston Industrial Estate, Livingston, EH54 5EQ, Scotland, U.K.

The identification and signature of the person empowered to bind the supplier;  
 Atsushi EDAYOSHI  
 The signature is signed in the average climate / medium-temperature section.  
 Manager, Quality Assurance Department  
 UNITED KINGDOM

· Details and precautions on installation, maintenance and assembly can be found in the installation and or operation manuals.  
 · Details and precautions on recycling and/or disposal at end-of-life can be found in the installation and or operation manuals.  
 (\*) For heat pump space heaters and heat pump combination heaters, the rated heat output Prated is equal to the design load for heating Pdesignh, and the rated heat output of a supplementary heater Psup is equal to the supplementary capacity for heating sup(Tj).  
 (\*\*) If Cdh is not determined by measurement then the default degradation coefficient is Cdh = 0,9.  
 (\*\*\*) If the declared TOL is lower than the T designh of the considered climate then the outdoor dry bulb temperature Tj is equal to T designh.

**PRODUCT INFORMATION / TECHNICAL DOCUMENTATION**

Model(s):	Outdoor unit:	PUHZ-SW75VAA (-BS)
	Indoor unit:	ERST20D-****D
Air-to-water heat pump:		yes
Water-to-water heat pump:		no
Brine-to-water heat pump:		no
Low-temperature heat pump:		no
Equipped with a supplementary heater:		yes
Heat pump combination heater:		yes
Parameters for		medium-temperature application.
Parameters for		average climate conditions.


Item	Symbol	Value	Unit	Item	Symbol	Value	Unit
Rated heat output (*)	Prated	7.1	kW	Seasonal space heating energy efficiency	$\eta_s$	132	%
Declared capacity for heating for part load at indoor temperature 20 °C and outdoor temperature Tj				Declared coefficient of performance or primary energy ratio for part load at indoor temperature 20 °C and outdoor temperature Tj			
Tj = - 7 °C	Pdh	6.3	kW	Tj = - 7 °C	COPd	2.04	-
Degradation co-efficient (**)	Cdh	1.00	-	Tj = + 2 °C	COPd	3.23	-
Tj = + 2 °C	Pdh	3.8	kW	Tj = + 7 °C	COPd	4.59	-
Degradation co-efficient (**)	Cdh	0.99	-	Tj = +12 °C	COPd	6.10	-
Tj = + 7 °C	Pdh	2.9	kW	Tj = bivalent temperature	COPd	2.04	-
Degradation co-efficient (**)	Cdh	0.98	-	Tj = operation limit temperature (***)	COPd	1.89	-
Tj = +12 °C	Pdh	2.8	kW	Operation limit temperature	TOL	-20	°C
Degradation co-efficient (**)	Cdh	0.97	-	Heating water operating limit temperature	WTOL	60	°C
Tj = bivalent temperature	Pdh	6.3	kW	Supplementary heater			
Tj = operation limit temperature (***)	Pdh	6.1	kW	Rated heat output (*)	Psup	1.0	kW
Bivalent temperature	Tbiv	-7	°C	Type of energy input	Electrical		
Reference design conditions for space heating	Tdesignh	-10	°C	Power consumption in modes other than active mode			
Off mode				P <sub>OFF</sub>			
Thermostat-off mode				P <sub>TO</sub>			
Standby mode				P <sub>SB</sub>			
Crankcase heater mode				P <sub>CK</sub>			

Capacity control	variable			Rated air flow rate, outdoors	-	2660	m <sup>3</sup> /h
Sound power level, indoors/outdoors	L <sub>WA</sub>	41 / 58	dBA				
Annual energy consumption	Q <sub>HE</sub>	4352	kWh				

For heat pump combination heater:				Water heating energy efficiency			
Declared load profile	L			$\eta_{wh}$	145	%	
Daily electricity consumption	Q <sub>elec</sub>	3.420	kWh				
Annual electricity consumption	AEC	751	kWh				

Contact details: MITSUBISHI ELECTRIC AIR CODITIONING SYSTEM EUROPE LTD. Nettlehill Road, Houston Industrial Estate, Livingston, EH54 5EQ, Scotland, U.K.

The identification and signature of the person empowered to bind the supplier:



Atsushi EDAYOSHI  
 Manager, Quality Assurance Department  
 UNITED KINGDOM

· Details and precautions on installation, maintenance and assembly can be found in the installation and or operation manuals.  
 · Details and precautions on recycling and/or disposal at end-of-life can be found in the installation and or operation manuals.  
 (\*) For heat pump space heaters and heat pump combination heaters, the rated heat output Prated is equal to the design load for heating Pdesignh, and the rated heat output of a supplementary heater Psup is equal to the supplementary capacity for heating sup(Tj).  
 (\*\*) If Cdh is not determined by measurement then the default degradation coefficient is Cdh = 0,9.  
 (\*\*\*) If the declared TOL is lower than the T designh of the considered climate then the outdoor dry bulb temperature Tj is equal to T designh.

**PRODUCT INFORMATION / TECHNICAL DOCUMENTATION**

Model(s):	Outdoor unit:	PUHZ-SW75VAA (-BS)
	Indoor unit:	ERST20D-****D
Air-to-water heat pump:	yes	
Water-to-water heat pump:	no	
Brine-to-water heat pump:	no	
Low-temperature heat pump:	no	
Equipped with a supplementary heater:	yes	
Heat pump combination heater:	yes	
Parameters for	low-temperature application.	
Parameters for	average climate conditions.	

Item	Symbol	Value	Unit	Item	Symbol	Value	Unit
Rated heat output (*)	Prated	7.2	kW	Seasonal space heating energy efficiency	$\eta_s$	166	%
Declared capacity for heating for part load at indoor temperature 20 °C and outdoor temperature Tj				Declared coefficient of performance or primary energy ratio for part load at indoor temperature 20 °C and outdoor temperature Tj			
Tj = - 7 °C	Pdh	6.4	kW	Tj = - 7 °C	COPd	2.43	-
Degradation co-efficient (**)	Cdh	0.99	-	Tj = + 2 °C	COPd	4.16	-
Tj = + 2 °C	Pdh	3.9	kW	Tj = + 7 °C	COPd	5.62	-
Degradation co-efficient (**)	Cdh	0.98	-	Tj = +12 °C	COPd	7.93	-
Tj = + 7 °C	Pdh	2.6	kW	Tj = bivalent temperature	COPd	2.43	-
Degradation co-efficient (**)	Cdh	0.97	-	Tj = operation limit temperature (***)	COPd	2.17	-
Tj = +12 °C	Pdh	3.1	kW	Operation limit temperature	TOL	-20	°C
Degradation co-efficient (**)	Cdh	0.96	-	Heating water operating limit temperature	WTOL	60	°C
Tj = bivalent temperature	Pdh	6.4	kW	Supplementary heater			
Tj = operation limit temperature (***)	Pdh	6.2	kW	Rated heat output (*)	Psup	1.0	kW
Bivalent temperature	Tbiv	-7	°C	Type of energy input	Electrical		
Reference design conditions for space heating	Tdesignh	-10	°C	Power consumption in modes other than active mode			
Off mode				P <sub>OFF</sub>			
Thermostat-off mode				P <sub>TO</sub>			
Standby mode				P <sub>SB</sub>			
Crankcase heater mode				P <sub>CK</sub>			

Capacity control	variable			Rated air flow rate, outdoors	-	2660	m <sup>3</sup> /h
Sound power level, indoors/outdoors	L <sub>WA</sub>	41 / 58	dBA				
Annual energy consumption	Q <sub>HE</sub>	3525	kWh				

For heat pump combination heater:				Water heating energy efficiency			
Declared load profile	L			$\eta_{wh}$	145	%	
Daily electricity consumption	Q <sub>elec</sub>	3.420	kWh				
Annual electricity consumption	AEC	751	kWh				

Contact details  
 MITSUBISHI ELECTRIC AIR CODITIONING SYSTEM EUROPE LTD.      Nettlehill Road, Houston Industrial Estate, Livingston, EH54 5EQ, Scotland, U.K.

The identification and signature of the person empowered to bind the supplier;  
 Atsushi EDAYOSHI  
 The signature is signed in the average climate / medium-temperature section.  
 Manager, Quality Assurance Department  
 UNITED KINGDOM

· Details and precautions on installation, maintenance and assembly can be found in the installation and or operation manuals.  
 · Details and precautions on recycling and/or disposal at end-of-life can be found in the installation and or operation manuals.  
 (\*) For heat pump space heaters and heat pump combination heaters, the rated heat output Prated is equal to the design load for heating Pdesignh, and the rated heat output of a supplementary heater Psup is equal to the supplementary capacity for heating sup(Tj).  
 (\*\*) If Cdh is not determined by measurement then the default degradation coefficient is Cdh = 0,9.  
 (\*\*\*) If the declared TOL is lower than the T designh of the considered climate then the outdoor dry bulb temperature Tj is equal to T designh.

**PRODUCT INFORMATION / TECHNICAL DOCUMENTATION**

Model(s):	Outdoor unit:	PUHZ-SW75VAA (-BS)
	Indoor unit:	ERST20D-****D
Air-to-water heat pump:		yes
Water-to-water heat pump:		no
Brine-to-water heat pump:		no
Low-temperature heat pump:		no
Equipped with a supplementary heater:		yes
Heat pump combination heater:		yes
Parameters for		medium-temperature application.
Parameters for		colder climate conditions.

Item	Symbol	Value	Unit	Item	Symbol	Value	Unit
Rated heat output (*)	Prated	6.0	kW	Seasonal space heating energy efficiency	$\eta_s$	109	%
Declared capacity for heating for part load at indoor temperature 20 °C and outdoor temperature Tj				Declared coefficient of performance or primary energy ratio for part load at indoor temperature 20 °C and outdoor temperature Tj			
Tj = - 7 °C	Pdh	3.6	kW	Tj = - 7 °C	COPd	2.35	-
Degradation co-efficient (**)	Cdh	0.99	-	Tj = + 2 °C	COPd	3.24	-
Tj = + 2 °C	Pdh	2.2	kW	Tj = + 7 °C	COPd	4.70	-
Degradation co-efficient (**)	Cdh	0.98	-	Tj = +12 °C	COPd	6.74	-
Tj = + 7 °C	Pdh	2.5	kW	Tj = bivalent temperature	COPd	1.30	-
Degradation co-efficient (**)	Cdh	0.97	-	Tj = operation limit temperature (***)	COPd	1.30	-
Tj = +12 °C	Pdh	3.0	kW	Tj = - 15 °C (if TOL < - 20 °C)	COPd	-	-
Degradation co-efficient (**)	Cdh	0.97	-	Operation limit temperature	TOL	-20	°C
Tj = bivalent temperature	Pdh	5.7	kW	Heating water operating limit temperature	WTOL	60	°C
Tj = operation limit temperature (***)	Pdh	5.7	kW	Supplementary heater			
Tj = - 15 °C (if TOL < - 20 °C)	Pdh	-	kW	Rated heat output (*)	Psup	6.0	kW
Bivalent temperature	Tbiv	-20	°C	Type of energy input	Electrical		
Reference design conditions for space heating	Tdesignh	-22	°C	Power consumption in modes other than active mode			
Power consumption in modes other than active mode				Rated air flow rate, outdoors			
Off mode	P <sub>OFF</sub>	0.015	kW			2660	m <sup>3</sup> /h
Thermostat-off mode	P <sub>TO</sub>	0.015	kW	Other items			
Standby mode	P <sub>SB</sub>	0.015	kW	Capacity control	variable		
Crankcase heater mode	P <sub>CK</sub>	0.000	kW	Sound power level, indoors/outdoors	L <sub>WA</sub>	41 / 58	dBA
				Annual energy consumption	Q <sub>HE</sub>	5274	kWh

Other items				For heat pump combination heater:			
Capacity control	variable			Declared load profile	L		
Sound power level, indoors/outdoors	L <sub>WA</sub>	41 / 58	dBA	Daily electricity consumption	Q <sub>elec</sub>	3.990	kWh
Annual energy consumption	Q <sub>HE</sub>	5274	kWh	Annual electricity consumption	AEC	877	kWh
				Water heating energy efficiency	$\eta_{wh}$	123	%

Contact details		MITSUBISHI ELECTRIC AIR CODITIONING SYSTEM EUROPE LTD.		Nettlehill Road, Houston Industrial Estate, Livingston, EH54 5EQ, Scotland, U.K.	
The identification and signature of the person empowered to bind the supplier;				Atsushi EDAYOSHI	
The signature is signed in the average climate / medium-temperature section.				Manager, Quality Assurance Department	
				UNITED KINGDOM	

- Details and precautions on installation, maintenance and assembly can be found in the installation and or operation manuals.
  - Details and precautions on recycling and/or disposal at end-of-life can be found in the installation and or operation manuals.
- (\*) For heat pump space heaters and heat pump combination heaters, the rated heat output Prated is equal to the design load for heating Pdesignh, and the rated heat output of a supplementary heater Psup is equal to the supplementary capacity for heating sup(Tj).
- (\*\*) If Cdh is not determined by measurement then the default degradation coefficient is Cdh = 0,9.
- (\*\*\*) If the declared TOL is lower than the T designh of the considered climate then the outdoor dry bulb temperature Tj is equal to T designh.

**PRODUCT INFORMATION / TECHNICAL DOCUMENTATION**

Model(s):	Outdoor unit:	PUHZ-SW75VAA (-BS)
	Indoor unit:	ERST20D-****D
Air-to-water heat pump:		yes
Water-to-water heat pump:		no
Brine-to-water heat pump:		no
Low-temperature heat pump:		no
Equipped with a supplementary heater:		yes
Heat pump combination heater:		yes
Parameters for		low-temperature application.
Parameters for		colder climate conditions.

Item	Symbol	Value	Unit	Item	Symbol	Value	Unit
Rated heat output (*)	Prated	6.0	kW	Seasonal space heating energy efficiency	$\eta_s$	132	%
Declared capacity for heating for part load at indoor temperature 20 °C and outdoor temperature T <sub>j</sub>				Declared coefficient of performance or primary energy ratio for part load at indoor temperature 20 °C and outdoor temperature T <sub>j</sub>			
T <sub>j</sub> = - 7 °C	P <sub>d</sub> h	3.6	kW	T <sub>j</sub> = - 7 °C	COP <sub>d</sub>	2.78	-
Degradation co-efficient (**)	C <sub>d</sub> h	0.99	-	T <sub>j</sub> = + 2 °C	COP <sub>d</sub>	4.14	-
T <sub>j</sub> = + 2 °C	P <sub>d</sub> h	2.4	kW	T <sub>j</sub> = + 7 °C	COP <sub>d</sub>	5.82	-
Degradation co-efficient (**)	C <sub>d</sub> h	0.97	-	T <sub>j</sub> = +12 °C	COP <sub>d</sub>	7.81	-
T <sub>j</sub> = + 7 °C	P <sub>d</sub> h	2.6	kW	T <sub>j</sub> = bivalent temperature	COP <sub>d</sub>	1.32	-
Degradation co-efficient (**)	C <sub>d</sub> h	0.97	-	T <sub>j</sub> = operation limit temperature (***)	COP <sub>d</sub>	1.32	-
T <sub>j</sub> = +12 °C	P <sub>d</sub> h	3.1	kW	T <sub>j</sub> = - 15 °C (if TOL < - 20 °C)	COP <sub>d</sub>	-	-
Degradation co-efficient (**)	C <sub>d</sub> h	0.96	-	Operation limit temperature	TOL	-20	°C
T <sub>j</sub> = bivalent temperature	P <sub>d</sub> h	5.7	kW	Heating water operating limit temperature	WTOL	60	°C
T <sub>j</sub> = operation limit temperature (***)	P <sub>d</sub> h	5.7	kW	Supplementary heater			
T <sub>j</sub> = - 15 °C (if TOL < - 20 °C)	P <sub>d</sub> h	-	kW	Rated heat output (*)	P <sub>sup</sub>	6.0	kW
Bivalent temperature	T <sub>biv</sub>	-20	°C	Type of energy input	Electrical		
Reference design conditions for space heating	T <sub>designh</sub>	-22	°C				
Power consumption in modes other than active mode							
Off mode	P <sub>OFF</sub>	0.015	kW				
Thermostat-off mode	P <sub>TO</sub>	0.015	kW				
Standby mode	P <sub>SB</sub>	0.015	kW				
Crankcase heater mode	P <sub>CK</sub>	0.000	kW				

Other items				Rated air flow rate, outdoors			
Capacity control	variable			-	2660	m <sup>3</sup> /h	
Sound power level, indoors/outdoors	L <sub>WA</sub>	41 / 58	dBA				
Annual energy consumption	Q <sub>HE</sub>	4382	kWh				

For heat pump combination heater:				Water heating energy efficiency			
Declared load profile	L			$\eta_{wh}$	123	%	
Daily electricity consumption	Q <sub>elec</sub>	3.990	kWh				
Annual electricity consumption	AEC	877	kWh				

Contact details		MITSUBISHI ELECTRIC AIR CODITIONING SYSTEM EUROPE LTD.		Nettlehill Road, Houston Industrial Estate, Livingston, EH54 5EQ, Scotland, U.K.	
-----------------	--	--	--	--	--

The identification and signature of the person empowered to bind the supplier;

Atsushi EDAYOSHI

The signature is signed in the average climate / medium-temperature section.

Manager, Quality Assurance Department

UNITED KINGDOM

· Details and precautions on installation, maintenance and assembly can be found in the installation and or operation manuals.

· Details and precautions on recycling and/or disposal at end-of-life can be found in the installation and or operation manuals.

(\*) For heat pump space heaters and heat pump combination heaters, the rated heat output Prated is equal to the design load for heating Pdesignh, and the rated heat output of a supplementary heater Psup is equal to the supplementary capacity for heating sup(T<sub>j</sub>).

(\*\*) If C<sub>d</sub>h is not determined by measurement then the default degradation coefficient is C<sub>d</sub>h = 0,9.

(\*\*\*) If the declared TOL is lower than the T designh of the considered climate then the outdoor dry bulb temperature T<sub>j</sub> is equal to T designh.

**PRODUCT INFORMATION / TECHNICAL DOCUMENTATION**

Model(s):	Outdoor unit:	PUHZ-SW75VAA (-BS)
	Indoor unit:	ERST20D-****D
Air-to-water heat pump:		yes
Water-to-water heat pump:		no
Brine-to-water heat pump:		no
Low-temperature heat pump:		no
Equipped with a supplementary heater:		yes
Heat pump combination heater:		yes
Parameters for		medium-temperature application.
Parameters for		warmer climate conditions.

Item	Symbol	Value	Unit	Item	Symbol	Value	Unit
Rated heat output (*)	Prated	7.1	kW	Seasonal space heating energy efficiency	$\eta_s$	158	%
Declared capacity for heating for part load at indoor temperature 20 °C and outdoor temperature Tj				Declared coefficient of performance or primary energy ratio for part load at indoor temperature 20 °C and outdoor temperature Tj			
Tj = - 7 °C	Pdh	-	kW	Tj = - 7 °C	COPd	-	-
Degradation co-efficient (**)	Cdh	-	-	Tj = + 2 °C	COPd	1.98	-
Tj = + 2 °C	Pdh	7.1	kW	Tj = + 7 °C	COPd	3.22	-
Degradation co-efficient (**)	Cdh	1.00	-	Tj = +12 °C	COPd	5.70	-
Tj = + 7 °C	Pdh	4.6	kW	Tj = bivalent temperature	COPd	1.98	-
Degradation co-efficient (**)	Cdh	0.99	-	Tj = operation limit temperature (***)	COPd	1.98	-
Tj = +12 °C	Pdh	2.9	kW	Operation limit temperature	TOL	-20	°C
Degradation co-efficient (**)	Cdh	0.97	-	Heating water operating limit temperature	WTOL	60	°C
Tj = bivalent temperature	Pdh	7.1	kW	Supplementary heater			
Tj = operation limit temperature (***)	Pdh	7.1	kW	Rated heat output (*)	Psup	0.0	kW
Bivalent temperature	Tbiv	2	°C	Type of energy input	Electrical		
Reference design conditions for space heating	Tdesignh	2	°C	Power consumption in modes other than active mode			
Off mode				P <sub>OFF</sub>			
Thermostat-off mode				P <sub>TO</sub>			
Standby mode				P <sub>SB</sub>			
Crankcase heater mode				P <sub>CK</sub>			

Capacity control	variable			Rated air flow rate, outdoors	-	2660	m <sup>3</sup> /h
Sound power level, indoors/outdoors	L <sub>WA</sub>	41 / 58	dBA				
Annual energy consumption	Q <sub>HE</sub>	2352	kWh				

For heat pump combination heater:				Water heating energy efficiency			
Declared load profile	L			$\eta_{wh}$	161	%	
Daily electricity consumption	Q <sub>elec</sub>	3.080	kWh				
Annual electricity consumption	AEC	678	kWh				

Contact details

MITSUBISHI ELECTRIC AIR CODITIONING SYSTEM EUROPE LTD.      Nettlehill Road, Houston Industrial Estate, Livingston, EH54 5EQ, Scotland, U.K.

The identification and signature of the person empowered to bind the supplier;

Atsushi EDAYOSHI

The signature is signed in the average climate / medium-temperature section.

Manager, Quality Assurance Department

UNITED KINGDOM

· Details and precautions on installation, maintenance and assembly can be found in the installation and or operation manuals.

· Details and precautions on recycling and/or disposal at end-of-life can be found in the installation and or operation manuals.

(\*) For heat pump space heaters and heat pump combination heaters, the rated heat output Prated is equal to the design load for heating Pdesignh, and the rated heat output of a supplementary heater Psup is equal to the supplementary capacity for heating sup(Tj).

(\*\*) If Cdh is not determined by measurement then the default degradation coefficient is Cdh = 0,9.

(\*\*\*) If the declared TOL is lower than the T designh of the considered climate then the outdoor dry bulb temperature Tj is equal to T designh.



**PRODUCT INFORMATION / TECHNICAL DOCUMENTATION**

Model(s):	Outdoor unit:	PUHZ-SW75VAA (-BS)
	Indoor unit:	ERST20D-****D
Air-to-water heat pump:		yes
Water-to-water heat pump:		no
Brine-to-water heat pump:		no
Low-temperature heat pump:		no
Equipped with a supplementary heater:		yes
Heat pump combination heater:		yes
Parameters for		low-temperature application.
Parameters for		warmer climate conditions.

Item	Symbol	Value	Unit	Item	Symbol	Value	Unit
Rated heat output (*)	Prated	7.2	kW	Seasonal space heating energy efficiency	$\eta_s$	226	%
Declared capacity for heating for part load at indoor temperature 20 °C and outdoor temperature T <sub>j</sub>				Declared coefficient of performance or primary energy ratio for part load at indoor temperature 20 °C and outdoor temperature T <sub>j</sub>			
T <sub>j</sub> = - 7 °C	P <sub>d,h</sub>	-	kW	T <sub>j</sub> = - 7 °C	COP <sub>d</sub>	-	-
Degradation co-efficient (**)	C <sub>d,h</sub>	-	-	T <sub>j</sub> = + 2 °C	COP <sub>d</sub>	3.13	-
T <sub>j</sub> = + 2 °C	P <sub>d,h</sub>	7.2	kW	T <sub>j</sub> = + 7 °C	COP <sub>d</sub>	4.84	-
Degradation co-efficient (**)	C <sub>d,h</sub>	0.99	-	T <sub>j</sub> = +12 °C	COP <sub>d</sub>	7.57	-
T <sub>j</sub> = + 7 °C	P <sub>d,h</sub>	4.6	kW	T <sub>j</sub> = bivalent temperature	COP <sub>d</sub>	3.13	-
Degradation co-efficient (**)	C <sub>d,h</sub>	0.98	-	T <sub>j</sub> = operation limit temperature (***)	COP <sub>d</sub>	3.13	-
T <sub>j</sub> = +12 °C	P <sub>d,h</sub>	3.1	kW	Operation limit temperature	TOL	-20	°C
Degradation co-efficient (**)	C <sub>d,h</sub>	0.96	-	Heating water operating limit temperature	WTOL	60	°C
T <sub>j</sub> = bivalent temperature	P <sub>d,h</sub>	7.2	kW	Supplementary heater			
T <sub>j</sub> = operation limit temperature (***)	P <sub>d,h</sub>	7.2	kW	Rated heat output (*)	P <sub>sup</sub>	0.0	kW
Bivalent temperature	T <sub>biv</sub>	2	°C	Type of energy input	Electrical		
Reference design conditions for space heating	T <sub>designh</sub>	2	°C	Power consumption in modes other than active mode			
Off mode				P <sub>OFF</sub>			
Thermostat-off mode				P <sub>TO</sub>			
Standby mode				P <sub>SB</sub>			
Crankcase heater mode				P <sub>CK</sub>			

Other items				Rated air flow rate, outdoors	-	2660	m <sup>3</sup> /h
Capacity control	variable						
Sound power level, indoors/outdoors	L <sub>WA</sub>	41 / 58	dBA				
Annual energy consumption	Q <sub>HE</sub>	1678	kWh				

For heat pump combination heater:				Water heating energy efficiency	$\eta_{wh}$	161	%
Declared load profile	L						
Daily electricity consumption	Q <sub>elec</sub>	3.080	kWh				
Annual electricity consumption	AEC	678	kWh				

Contact details	MITSUBISHI ELECTRIC AIR CODITIONING SYSTEM EUROPE LTD.	Nettlehill Road, Houston Industrial Estate, Livingston, EH54 5EQ, Scotland, U.K.
-----------------	--	--

The identification and signature of the person empowered to bind the supplier;

Atsushi EDAYOSHI

The signature is signed in the average climate / medium-temperature section.

Manager, Quality Assurance Department

UNITED KINGDOM

· Details and precautions on installation, maintenance and assembly can be found in the installation and or operation manuals.

· Details and precautions on recycling and/or disposal at end-of-life can be found in the installation and or operation manuals.

(\*) For heat pump space heaters and heat pump combination heaters, the rated heat output Prated is equal to the design load for heating Pdesignh, and the rated heat output of a supplementary heater Psup is equal to the supplementary capacity for heating sup(T<sub>j</sub>).

(\*\*) If C<sub>d,h</sub> is not determined by measurement then the default degradation coefficient is C<sub>d,h</sub> = 0,9.

(\*\*\*) If the declared TOL is lower than the T<sub>designh</sub> of the considered climate then the outdoor dry bulb temperature T<sub>j</sub> is equal to T<sub>designh</sub>.