



Product Environmental Profile

LexCom cover plate for fibre optic adaptors



Product Environmental Profile - PEP

Product Overview

The main function of the LexCom Cover Plates for Fibre Optic Adaptors product range is to retain the fibre optic adaptors within the LexCom 19" Fibre Optic Panel.

This range consists of:

- 1 x LexCom Cover Plates for SC Fibre Optic Adaptors (VDIM153031)
- 1 x LexCom Cover Plates for ST Fibre Optic Adaptors (VDIM151061)
- 1 x LexCom Cover Plates for LC Fibre Optic Adaptors (VDIM155031)
- 1 x LexCom Cover Plates for Blank Fibre Optic Adaptors (VDIM150061)

The representative product used for the analysis is LexCom Cover Plates for Fibre Optic Adaptors Ref: VDIM150061.

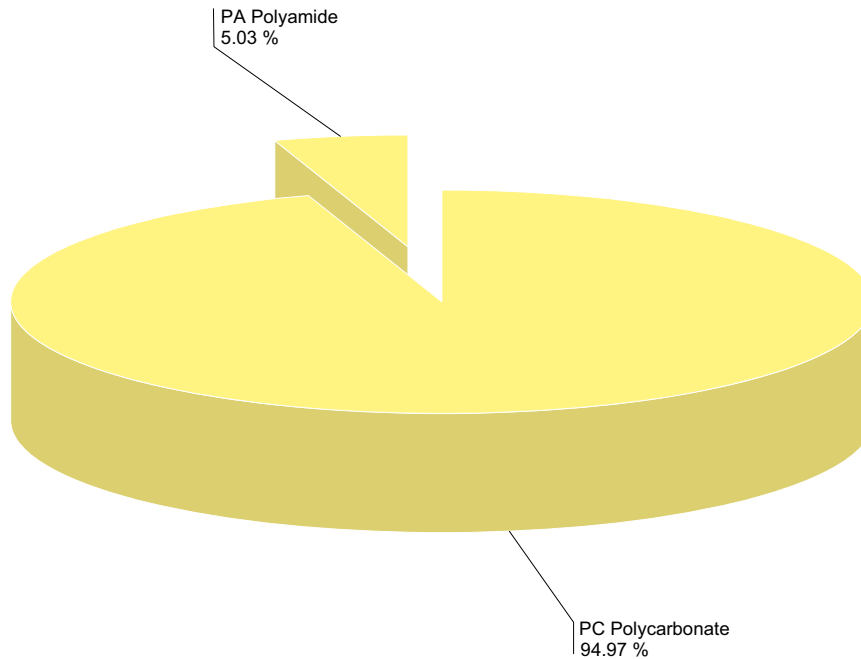
The environmental impacts of this referenced product are representative of the impacts of the other products of the range which are developed with the same technology.

The environmental analysis was performed in conformity with ISO 14040 "Environmental management: Life cycle assessment – Principle and framework".

This analysis takes the stages in the life cycle of the product into account.

Constituent materials

The mass of the product spread for the LexCom Cover Plates for Fibre Optic Adaptors are between 9 g and 10 g excluding packaging. The constituent materials are distributed as follows:



Substance assessment

Products of this range are designed in conformity with the requirements of the RoHS directive (European Directive 2002/95/EC of 27 January 2003) and do not contain, or in the authorised proportions, lead, mercury, cadmium, chromium hexavalent, flame retardant (polybromobiphenyles PBB, polybromodiphenylthers PBDE) as mentioned in the Directive.

Manufacturing

The LexCom Cover Plates for Fibre Optic Adaptors are manufactured at a production site which complies with the regulations governing industrial sites.

Distribution

The weight and volume of the packaging have been reduced, in compliance with the European Union's packaging directive. The SCS LexCom Cover Plates for Fibre Optic Adaptors packaging weight is approximately 1.9 g. It consists of PE (Low Density, LDPE, Film) 1.5 g, Paper (Recycled, With Deinking) 0.4 g. The product distribution flows have been optimised by setting up local distribution centres close to the market areas.

Product Environmental Profile - PEP

Utilization

The products from the LexCom Cover Plates for Fibre Optic Adaptors range do not generate environmental pollution requiring special precautionary measures (noise, emissions, and so on).
The electrical power consumed by the LexCom 19" 1U Patch Cord Guiding Panel with 4 Opening Rings is zero watts.

End of life

At end of life, the products in the LexCom Cover Plates for Fibre Optic Adaptors have been optimized to decrease the amount of waste and valorise the components and materials of the product in the usual end of life treatment process.
The potential of recyclability of the products has been evaluated using the "Codde" recyclability and recoverability calculation method" (version V1, 20 Sep. 2008) and published by ADEME (French Agency for Environment and Energy Management).
By this method, this product range doesn't contain recyclable materials as the lack of processes for recycling these plastics types.

Environmental impacts

The EIME (Environmental Impact and Management Explorer) software, version 4.0, and its database, version V10 were used for the life cycle assessment (LCA).
The assumed service life of the product is 20 years with a utilisation rate of the installation of 100 % and the electrical power model used is OFF (ON, OFF, Stand by).
The scope of the analysis was limited to a LexCom Cover Plates for Fibre Optic Adaptors as listed above.
The environmental impacts were analysed for the Manufacturing (M) phases, including the processing of raw materials, and for the Distribution (D) and Utilization (U) phases.

Presentation of the environmental impacts

Environmental indicators	Short	Unit	LexCom cover plate for fibre optic adaptors (1 unit)			
			S = M + D + U	M	D	U
Raw material depletion	RMD	Y-1	3.112E-18	2.8089E-18	3.031E-19	0.00E+00
Energy depletion	ED	MJ	2.188	1.99	1.9739E-1	0.00E+00
Water depletion	WD	dm ³	4.0078E-1	3.6971E-1	3.1065E-2	0.00E+00
Global warming	GW	g ~CO ₂	1.3477E ²	1.2656E ²	8.214	0.00E+00
Ozone depletion	OD	g ~CFC-11	1.1615E-5	8.526E-6	3.0887E-6	0.00E+00
Photochemical ozone creation	POC	g ~C ₂ H ₄	5.0626E-2	4.3772E-2	6.854E-3	0.00E+00
Air acidification	AA	g ~H ⁺	1.8787E-2	1.7625E-2	1.162E-3	0.00E+00
Hazardous waste production	HWP	kg	1.3028E-3	1.2667E-3	3.6079E-5	0.00E+00

The life cycle analysis shows that the manufacturing phase (M phase) is the life cycle phase which has the greatest impact on the majority of environmental indicators.

Product Environmental Profile - PEP

System approach

As the product of the range are designed in accordance with the RoHS Directive (European Directive 2002/95/EC of 27 January 2003), they can be incorporated without any restriction within an assembly or an installation submitted to this Directive.

N.B.: please note that the environmental impacts of the product depend on the use and installation conditions of the product.

Impacts values given above are only valid within the context specified and cannot be directly used to draw up the environmental assessment of the installation.

Glossary

Raw Material Depletion (RMD)

This indicator quantifies the consumption of raw materials during the life cycle of the product. It is expressed as the fraction of natural resources that disappear each year, with respect to all the annual reserves of the material.

Energy Depletion (ED)

This indicator gives the quantity of energy consumed, whether it be from fossil, hydroelectric, nuclear or other sources. This indicator takes into account the energy from the material produced during combustion. It is expressed in MJ.

Water Depletion (WD)

This indicator calculates the volume of water consumed, including drinking water and water from industrial sources. It is expressed in dm³.

Global Warming (GW)

The global warming of the planet is the result of the increase in the greenhouse effect due to the sunlight reflected by the earth's surface being absorbed by certain gases known as "greenhouse-effect" gases. The effect is quantified in gram equivalent of CO₂.

Ozone Depletion (OD)

This indicator defines the contribution to the phenomenon of the disappearance of the stratospheric ozone layer due to the emission of certain specific gases. The effect is expressed in gram equivalent of CFC-11.

Photochemical Ozone Creation (POC)

This indicator quantifies the contribution to the "smog" phenomenon (the photochemical oxidation of certain gases which generates ozone) and is expressed in gram equivalent of ethylene (C₂H₄).

Air Acidification (AA)

The acid substances present in the atmosphere are carried by rain. A high level of acidity in the rain can cause damage to forests. The contribution of acidification is calculated using the acidification potentials of the substances concerned and is expressed in mode equivalent of H⁺.

Hazardous Waste Production (HWP)

This indicator calculates the quantity of specially treated waste created during all the life cycle phases (manufacturing, distribution and utilization). For example, special industrial waste in the manufacturing phase, waste associated with the production of electrical power, etc. It is expressed in kg.

Registration No.: SCHN-2011-176-V0	Programme information: www.pep-ecopassport.org
------------------------------------	---

PEP in compliance with PEPECopassport according to PEP-AP0011 rules

ACV rules are available from PEP editor on request
--

Schneider Electric Industries SAS

35, rue Joseph Monier
CS30323
F - 92506 Rueil Malmaison Cedex

RCS Nanterre 954 503 439
Capital social 896 313 776 €
www.schneider-electric.com



We are committed to safeguarding our planet by "Combining innovation and continuous improvement to meet the new environmental challenges".

Published by: Schneider Electric