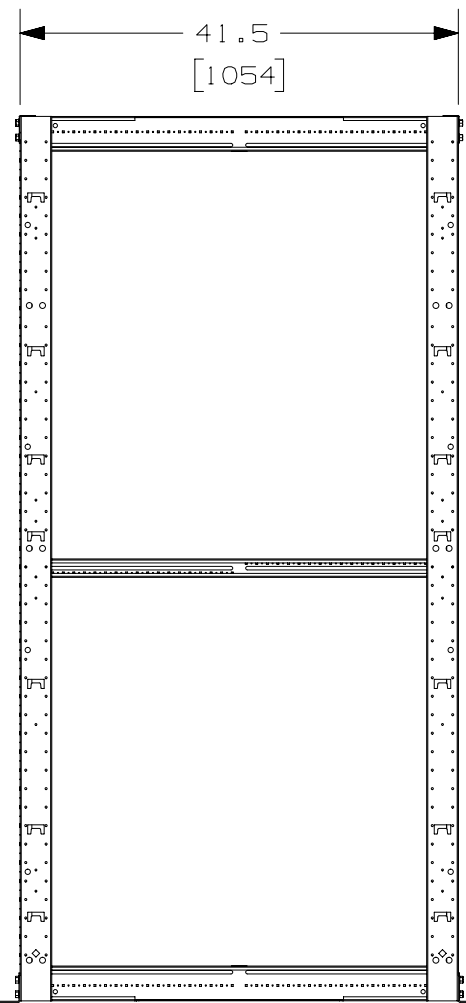
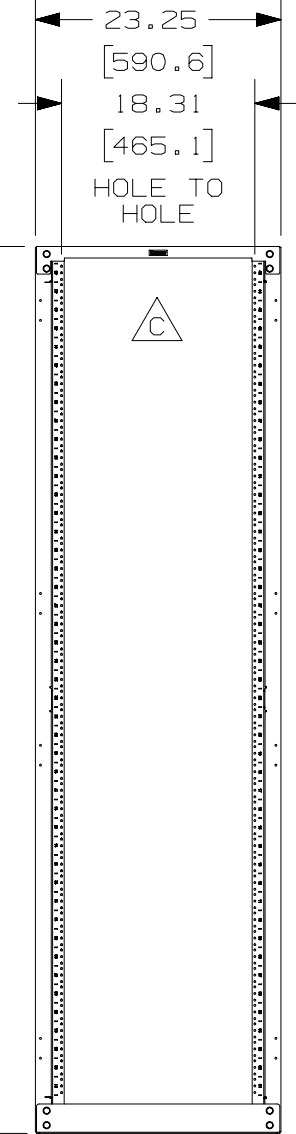


THIS COPY IS PROVIDED ON A RESTRICTED BASIS AND IS NOT TO BE USED IN ANY WAY DETRIMENTAL TO THE INTERESTS OF PANDUIT CORP.



PANDUIT P/N	WEIGHT
R4P42	112 LBS/EACH 50.9 Kg/EACH
R4P42CN	103 LBS/EACH 46.8 Kg/EACH

- NOTES:
- VISIT OUR ON-LINE CATALOG AT WWW.PANDUIT.COM FOR A LIST OF CURRENT PARTS APPLICABLE FOR USE WITH THIS PRODUCT.
 - DIMENSIONS IN PARENTHESIS ARE METRIC.
 - INDEPENDENT ADJUSTABLE FRONT & REAR MOUNTING RAILS (EIA) ADJUST FROM 3.25" TO 42" DEPTH.
 - CAN BE USED WITH ANY EIA STANDARD COMPONENT IN ADDITION TO ALL PANDUIT HORIZONTAL CABLE MANAGEMENT AND PATCH PANEL PRODUCTS.
 - 45 AVAILABLE RACK SPACES.
 - EIA UNIVERSAL STANDARD HOLE PROGRESSION ON FRONT CHANNELS AND REAR MOUNT RAILS .625", .625", .500", .625", .625", .500"...ETC.
 - ALL RACKS WILL HAVE NUMBERS UP ORIENTATION (RU "01" ON BOTTOM, RU "45" ON TOP). INSTRUCTIONS WILL BE PROVIDED ON HOW TO GET NUMBERS DOWN ORIENTATION.
 - RU SPACING NUMBERS ARE CLEARLY PRINTED ON MOUNTING RAILS.
 - ALL ASSEMBLY HARDWARE INCLUDED:
 - (16) 3/8-16 X 1" BLACK HEX BOLT
 - (16) 3/8" PAINT PIERCING GROUNDING WASHER
 - (1) TUBE OF ANTI-OXIDIZING PASTE
 - (25) 12-24 X .5" SLOTTED PAN HEAD STEEL SCREW
 - (25) #12-24 CAGE NUTS (ONLY PROVIDED FOR R4P42CN)
 - EASY ASSEMBLY, ONE WRENCH NEEDED TO INSTALL BOLTS INTO WELDNUTS IN ALL 8 CORNERS.
 - FULLY BONDED STRUCTURE WHEN ASSEMBLED PER INSTRUCTIONS.
 - LOAD RATING - 2500 LBS.

B
84.0
[2134]

A
B

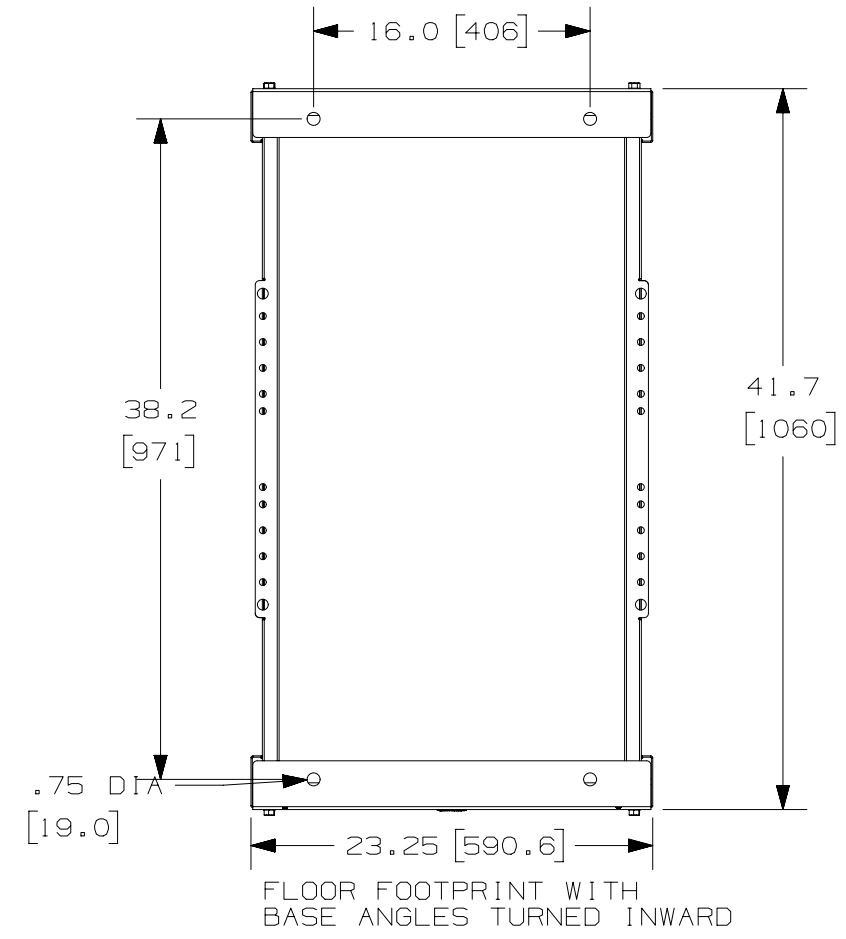
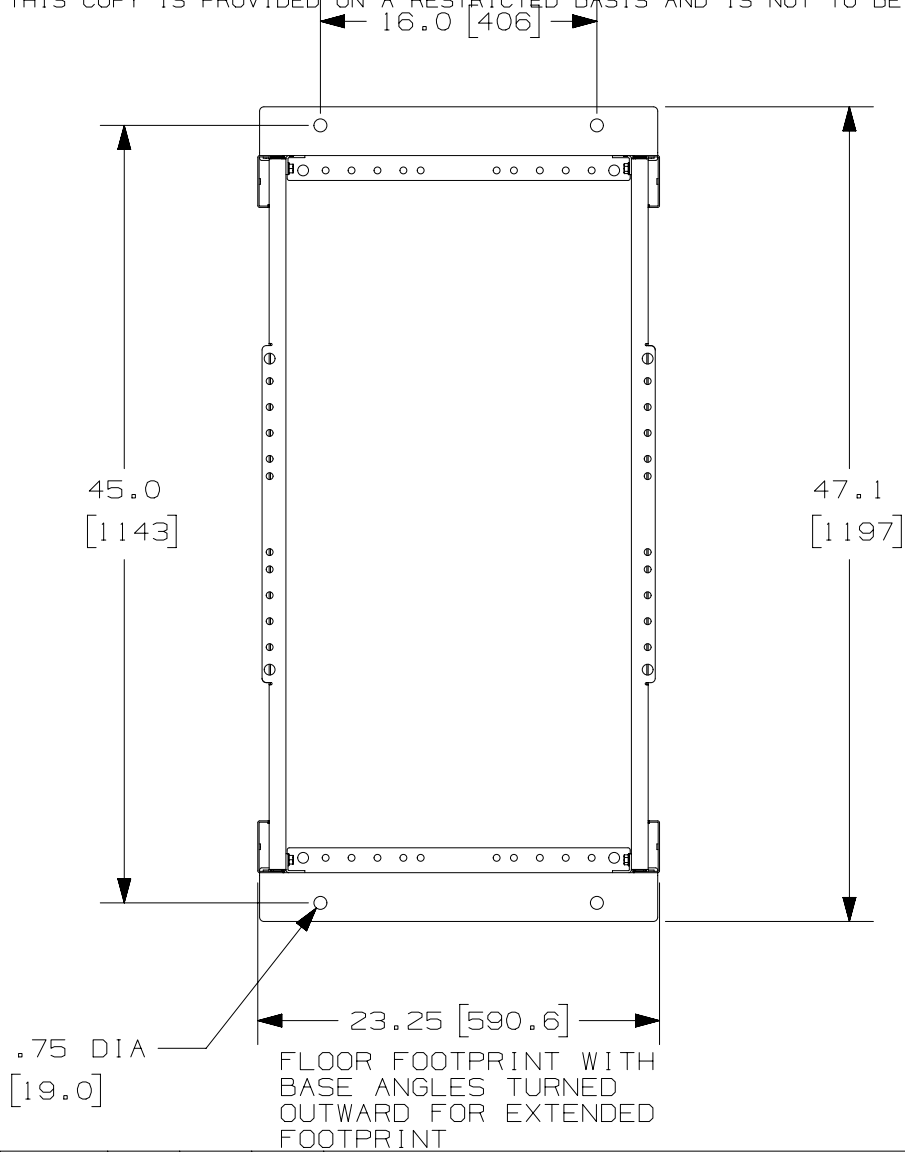
TITLE		42" DEEP 4 POST RACK (R4P42/R4P42CN)	
ITEM REVISION NAME		CUSTOMER DRAWING	
DATASET FILE NAME		V10679AS/06	
		PANDUIT	
UNLESS OTHERWISE SPECIFIED, DIMENSIONAL TOLERANCES ARE: IN (mm)		MATERIAL:	
.X ± .XX ±		STEEL	
.XXX ± ANGLES ±		DRAWING NUMBER:	
		V10679AS-DC	
DRAWN BY	DATE	CHK	SCALE
BAME	4-1-09	DSI	NONE
REV	DATE	BY	CHK
06A	7-13-16	AMF	BAME
05A	11-11-13	PM	BAME
04A	3-3-11	BAME	SRK
03B	3-30-10	PBS	DPN
03A	10-9-09	BAME	DSI
02A	4-1-09	BAME	DSI
DESCRIPTION		ECN	
ADDED NOTE TO PAGE 3		M09000EF	
C. REPLACED PANDUIT LABEL B. REPLACED DRAWING BORDER		V10670AS-DC	
A. REVISED COMPONENT GEOMETRY		V10679AS-DC	
REVISED DIMS ON PAGE 2		V10679AS-DC	
ADJUSTED LOAD RATING		V10679AS-DC	
RELEASED TO PRODUCTION		V10679AS-DC	
SHT 1 OF 3		A	

01/10/00DA/16

THIS COPY IS PROVIDED ON A RESTRICTED BASIS AND IS NOT TO BE USED IN ANY WAY DETRIMENTAL TO THE INTERESTS OF PANDUIT CORP.

2

1



.75 DIA [19.0]
 FLOOR FOOTPRINT WITH
 BASE ANGLES TURNED
 OUTWARD FOR EXTENDED
 FOOTPRINT

FLOOR FOOTPRINT WITH
 BASE ANGLES TURNED INWARD

06A	7-13-16	AMF	BAME	KRKE	SEE SHEET 1 OF 3 FOR REVISIONS	M09000EF
05A	11-11-13	PM	BAME	CMK	SEE SHEET 1 OF 3 FOR REVISIONS	V10679AS-DC
04A	3-3-11	BAME	SRK	CMK	SEE SHEET 1 OF 3 FOR REVISIONS	V10679AS-DC
03B	3-30-10	BAME	DPN	CMK	SEE SHEET 1 OF 3 FOR REVISIONS	V10679AS-DC
03A	10-9-09	BAME	DSI	CMK	SEE SHEET 1 OF 3 FOR REVISIONS	V10679AS-DC
02A	4-1-09	BAME	DSI	CMK	SEE SHEET 1 OF 3 FOR REVISIONS	V10679AS-DC

TITLE				42" DEEP 4 POST RACK (R4P42/R4P42CN) CUSTOMER DRAWING			
ITEM REVISION NAME				V10679AS/06			
DATASET FILE NAME				V10679AS_DC/06A			
UNLESS OTHERWISE SPECIFIED, DIMENSIONAL TOLERANCES ARE: IN (mm)				MATERIAL: STEEL			
DRAWN BY BAME				DATE 4-1-09		DRAWING NUMBER: V10679AS-DC	
CHK DSI				SCALE NONE		SHT 2 OF 3	
APR				DESCRIPTION		SIZE A	
REV				DATE		ECN	

2

1

D10100DA/16

THIS COPY IS PROVIDED ON A RESTRICTED BASIS AND IS NOT TO BE USED IN ANY WAY DETRIMENTAL TO THE INTERESTS OF PANDUIT CORP.

J-HOOKS UP TO 3/8" DIA. MAY BE MOUNTED TO THE RACK IN FRONT OF THE TOP ANGLES

"J" BOLT MOUNTING HOLES FOR SECURING LADDER RACK PERPENDICULAR AND PARALLEL TO 4 POST RACK.

BONUS HOLES ARE FOR MOUNTING PANDUIT ACCESSORIES. SEE NOTE 1.

MOUNTING RAILS (ADJUSTABLE FROM 3.25" TO 42")

MOUNTING HOLES FOR OPTIONAL POWER STRIP BRACKET. BRACKETS CAN BE MOUNTED ON ANY OF THE 4 POSTS OR ADJUSTABLE RAILS.

CUTOUTS ARE FOR MOUNTING PANDUIT ACCESSORIES SEE NOTE 1.

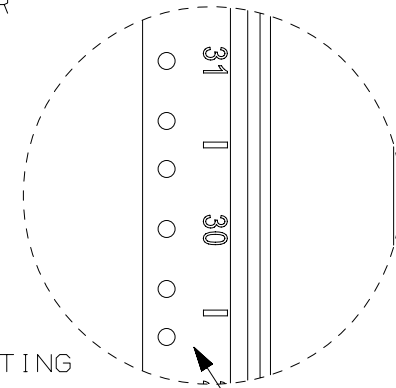
OPTIONAL POST HOLES FOR BRACKET MOUNTING NETRUNNER

CROSS BEAMS ARE MARKED EVERY 1/2" FOR MOUNTING RAIL ALIGNMENT

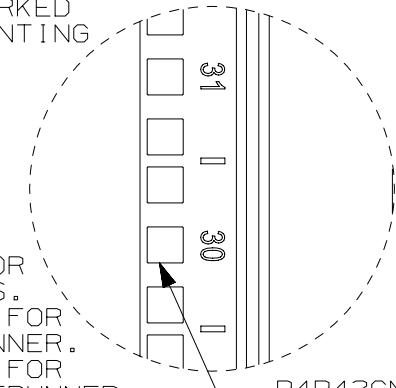
MASKED AREA FOR GROUNDING, TOP & BOTTOM OF RACK. 4 PLACES

MOUNTING HOLES FOR VERTICAL MANAGERS. DOUBLE HOLES ARE FOR MOUNTING PATCHRUNNER. SINGLE HOLES ARE FOR SIDE MOUNTING NETRUNNER.

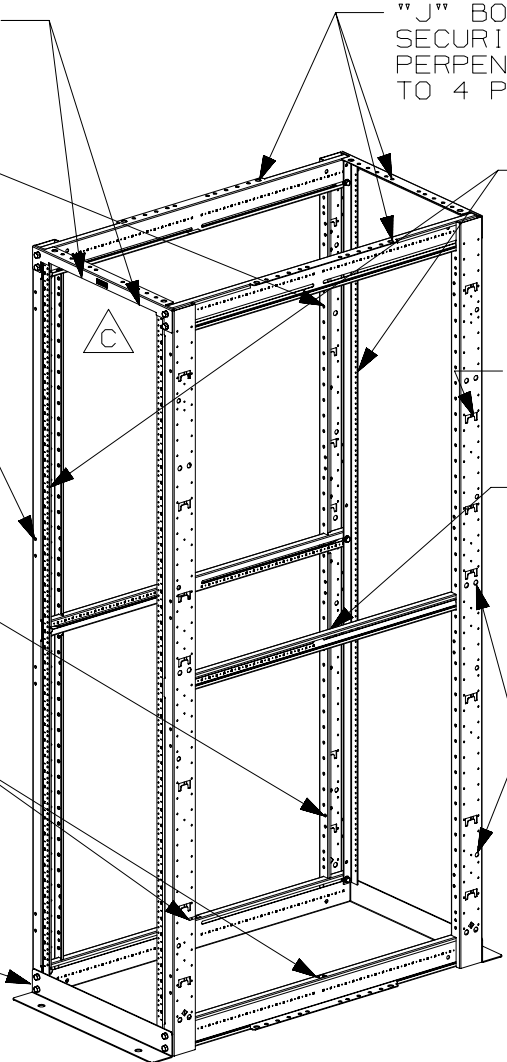
BASE ANGLES (SEE SHEET 2 FOR MOUNTING POSITIONS)



R4P42 RAILS HAVE TAPPED HOLES



R4P42CN RAILS HAVE CAGE NUT HOLES



TITLE		42" DEEP 4 POST RACK (R4P42/R4P42CN)						
		CUSTOMER DRAWING						
ITEM REVISION NAME		V10679AS/06						
DATASET FILE NAME		V10679AS_DC/06A						
UNLESS OTHERWISE SPECIFIED, DIMENSIONAL TOLERANCES ARE: IN (mm)		PANDUIT MATERIAL: STEEL						
.X ± .XX ±					.XXX ± ANGLES ±			
		THIRD ANGLE PROJECTION						
DRAWN BY	DATE	CHK	SCALE	DRAWING NUMBER:				
BAME	4-1-09	DSI	NONE	V10679AS-DC				
REV	DATE	BY	CHK	APR	DESCRIPTION	ECN	SHT 3 OF 3	SIZE
							A	

06A	7-13-16	AMF	BAME	KRKE	SEE SHEET 1 OF 3 FOR REVISIONS	M09000EF
05A	11-11-13	BAME	BAME	CMK	SEE SHEET 1 OF 3 FOR REVISIONS	V10679AS-DC
04A	3-3-11	BAME	SRK	CMK	SEE SHEET 1 OF 3 FOR REVISIONS	V10679AS-DC
03B	3-30-10	BAME	DPN	CMK	SEE SHEET 1 OF 3 FOR REVISIONS	V10679AS-DC
03A	10-9-09	BAME	DSI	CMK	SEE SHEET 1 OF 3 FOR REVISIONS	V10679AS-DC
02A	4-1-09	BAME	DSI	CMK	SEE SHEET 1 OF 3 FOR REVISIONS	V10679AS-DC

D10100DA/16